

W WISCONSIN FOOTBALL

20 STRAIGHT BOWLS • 14 BIG TEN CHAMPIONSHIPS • 32 CONSENSUS ALL-AMERICANS • 251 1ST TEAM ALL-BIG TEN HONORS

GAME 10

WISCONSIN BADGERS

5-4, 3-3 BIG TEN



Interim Head Coach: Jim Leonhard
Record at Wisconsin: 3-1 (1st Season)
Overall Record: Same
Record vs. Iowa: 0-0

VS

IOWA HAWKEYES

5-4, 3-3 BIG TEN



Head Coach: Kirk Ferentz
Record at Iowa: 183-114 (24th Season)
Overall Record: 195-135 (27th Season)
Record vs. Wisconsin: 8-13

SATURDAY, NOV. 12 • 2:30 P.M. • IOWA CITY, IOWA • KINNICK STADIUM (69,250) • FS1

BADGERS BATTLE FOR HEARTLAND TROPHY IN IOWA CITY

- As winners of back-to-back Big Ten matchups, the Badgers travel to Iowa City to take on Iowa in a rivalry showdown with the Heartland Trophy on the line. Kickoff is set for 2:30 p.m., live on FS1
- Interim head coach **Jim Leonhard** has led the Badgers to a 3-1 record since taking the reins on Oct. 2. Leonhard's Badgers have downed Northwestern, Purdue and Maryland over his first 4 games at the helm.
- The Badgers enter a rivalry gauntlet, taking on Iowa, Nebraska and Minnesota to close out the regular season. UW has won 25 of its last 29 games with a traveling trophy on the line.
- Wisconsin has won 8 of the last 10 meetings with the Hawkeyes and owns a 10-6 edge in the series since the 72-pound brass bull was first presented to the winner of the rivalry contest in 2004.



Junior OLB Nick Herbig recorded a pair of sacks vs. Maryland and sits alone atop the Big Ten rankings with 8.0 QB takedowns.

KEY NOTES TO CONSIDER

- The Badgers have enjoyed November in recent seasons, posting a 39-8 (.830) record in the month since 2010. Among Power 5 schools, only Ohio State (.870), Georgia (.860), and Oklahoma (.837) have totaled better records in the month since 2010.
- After grabbing another INT vs. Maryland, UW has recorded 15 interceptions this season, the 2nd most in the nation. Wisconsin has picked off at least one pass in 8 of 9 games.
 - Wisconsin's +6 turnover margin ranks T-3rd in the Big Ten and T-24th in the nation. The Badgers' 0.67 margin/game is their best since 2016 (0.86).
 - Senior S **John Torchio** is tied for the national lead with 5 INTs. After a pick-6 vs. Purdue, Torchio became the first Badger to record multiple INT TD returns in the same season since Aaron Henry in 2010. (more on page 5)
- Sophomore RB **Braelon Allen** posted another 100-yard performance in Wisconsin's win over Maryland. Allen ran for 119 yards and 1 TD, notching his 14th 100-yard game over his last 18 games.

Over that stretch, Allen has rushed for 2,208 yards and 21 TDs (122.7 ypg). (see more on page 5)

- Allen currently ranks 14th in the nation and 4th in the Big Ten with 989 rushing yards this season. Allen is looking to become the fifth Badger RB in program history to run for 1,000 yards in both his freshman and sophomore seasons.
- Junior QB **Graham Mertz** owns a 159.6 passer rating, a career-best and the 3rd-best mark in the Big Ten. Mertz ranks 2nd in the conference with 17 passing TDs.
 - The Badgers' signal caller has tossed 11 TDs in Big Ten play, the most for a Badger QB in Big Ten play since Alex Hornibrook threw for 13 TDs in 2017.
- Junior OLB **Nick Herbig**, an Associated Press second-team preseason All-American, sits alone atop the Big Ten rankings with 8.0 sacks and 12.5 TFLs. Herbig is tied for the national lead with 1.0 sacks per game.
 - Herbig has recorded a TFL in 12 of his last 14 games, dating back to last season. His 3.0 TFLs vs. Maryland matched a career high and gave him 5.5 over the last 2 games.

BY THE NUMBERS

2

After Isaac Guerendo's 89-yard TD run vs. Maryland, the Badgers are now the only Power 5 team to record multiple 80+ yard TD runs this season. Wisconsin now has 2 separate players with 85+ yard runs in the same season for the first time in program history.

12.5

OLB Nick Herbig notched 3.0 TFLs vs. Maryland to push his season total to 12.5. Herbig's 1.6 TFLs per game rank T-5th in the nation. After 14.5 TFLs last season, Herbig is the first Badger to record double-digit TFLs in back-to-back seasons since TJ Edwards and Ryan Connelly did so in '17 and '18.

16

According to PFF, QB Graham Mertz has totaled 16 "Big Time Throws" this season. That ranks 2nd in the Big Ten and T-9th among P-5 QBs. The stat is described as a "pass with excellent ball location and timing, generally thrown down field into a tighter window." Mertz totaled 13 last season.

2022 SCOREBOARD

Sept. 3	ILLINOIS STATE	W, 38-0
Sept. 10	WASHINGTON STATE	L, 14-17
Sept. 17	NEW MEXICO STATE	W, 66-7
Sept. 24	at #3 Ohio State*	L, 21-52
Oct. 1	ILLINOIS*	L, 10-34
Oct. 8	at Northwestern*	W, 42-7
Oct. 15	at Michigan State*	L, 28-34 2OT
Oct. 22	PURDUE*	W, 35-24
Nov. 5	MARYLAND*	W, 23-10
Nov. 12	at Iowa*	2:30 p.m.
Nov. 19	at Nebraska*	TBD
Nov. 26	MINNESOTA*	TBD
Dec. 3	Big Ten Championship	7 p.m.

* Big Ten Conference game
Home games in **BOLD CAPS**

ON THE AIR

TV: FS1

- Play-by-Play: Dan Hellie
- Analyst: Petros Papadakis

RADIO: BADGER SPORTS NETWORK

Varsity Network App | Satellite: Sirius/XM 382/972

- Play-by-Play: Matt Lepay
- Analyst: Mike Lucas
- Sideline Reporter: Patrick Herb

NATIONAL RADIO: COMPASS MEDIA

- Play-by-Play: Troy Clardy
- Analyst: Steve Beuerlein

SOCIAL MEDIA: #ONWISCONSIN

- Twitter: @BadgerFootball
- Instagram: @badgerfootball
- Facebook: /WisconsinFootball

SERIES HISTORY

WISCONSIN VS. IOWA

- Overall: Wisconsin leads, 49-44-2
- In Iowa City: 20-25-1

THEY SAID IT

"That's what Coach Leonhard and Coach Engram have been hitting us on. No matter what you do on a Saturday, how can you do it better next time? You're always striving to get better and the guys have done a great job of that."

- Quarterback Graham Mertz

WHAT'S INSIDE

- Media Information 2
- Quick Facts 3
- Badgers in the NFL 5
- Matchup with Iowa 11
- Coach Jim Leonhard 12
- Camp Randall Stadium 13
- Roster 14
- Roster Breakdown 16
- Depth Chart 18
- Player Career Stats 19
- Season Stats 33
- Game Summaries 46
- Last Time it Happened 49

MEDIA INFORMATION

IOWA WEEK MEDIA SCHEDULE

11/7 MONDAY	11/8 TUESDAY	11/9 WEDNESDAY	11/10 THURSDAY	11/11 FRIDAY	11/12 SATURDAY
9:30 a.m. Jim Leonhard News Conference 10:15 a.m. Player Interviews: ▪ QB Graham Mertz ▪ RB Braelon Allen ▪ NT Keeanu Benton ▪ OLB Nick Herbig ▪ Others by request (3)	1 p.m. Assistant Coach Interviews ▪ OC Bobby Engram	No availability	9:45 a.m. Jim Leonhard Availability (Zoom)	No availability	Postgame Jim Leonhard News Conference and Player Interviews

FOOTBALL COMMUNICATIONS

GENERAL INFORMATION

- Address: 1440 Monroe Street, Madison, WI 53711
- Website: UWBadgers.com/Football
- Press Box Phone: (608) 262-7766

BRIAN LUCAS — DIRECTOR OF FB BRAND COMMS.

Interviews, Credentials


- Phone: (608) 513-3987
- Email: bml@athletics.wisc.edu
- Twitter: @BrianLucasUW



NATE JELINEK — FB COMMUNICATIONS COORD.

Interviews, Credentials

- Phone: (608) 590-9967
- Email: njj@athletics.wisc.edu
- Twitter: @NateJelinek



MEDIA RESOURCES

BIG TEN MEDIA EMAIL LIST

- office.bigten.org/media

OFFICIAL BIG TEN MEDIA SITE

- www.collegepressbox.com

CREDENTIALS

- go.wisc.edu/FBcredentials2022

WIRELESS INTERNET ACCESS (CAMP RANDALL)

- BadgerWiFi (connect and register with email address)

OFFICIAL SOCIAL MEDIA CHANNELS

- Twitter: @BadgerFootball
- Instagram: @badgerfootball
- Facebook: /WisconsinFootball
- YouTube: /WisconsinBadgers

INTERVIEWS

All regular-season Badgers practices are closed to the media. For the 2022 season, interviews will be conducted in-person whenever possible.

Loenhard Interviews: During the season, interim head coach Jim Leonhard holds a weekly news conference Mondays at approximately 9:30 a.m. in the lower level of the McClain Center. Leonhard also meets the media on Thursdays via Zoom. Specific times will be shared weekly via the Wisconsin Football Today email.

Assistant Coach Interviews: Offensive coordinator Bobby Engram will hold weekly interviews on Tuesdays at approximately 1 p.m. on the field in the McClain Center.

Player Interviews: Players are available for interviews on Monday. A group of selected players will be made available each week, and media may request additional players (maximum of 3). Player interviews will be conducted on the McClain Center field following Leonhard's news conference.

- Phone calls by players to out-of-town media are made on Mondays. Phone interviews should be requested through Brian Lucas by 3 p.m. Sunday.
- Players' phone numbers will not be made available to the media, and players have been instructed not to conduct interviews without coordination by the football communications staff.

WISCONSIN FOOTBALL TODAY

The football communications staff offers daily updates during the season via the Wisconsin Football Today email. Wisconsin Football Today includes each day's schedule and availabilities and also features links to pertinent coverage of the Badgers, game-related notes and other valuable information.

The email is sent to all subscribers who have selected to receive Wisconsin football updates via the Big Ten Media Email List. Accounts can be created and updated by visiting office.bigten.org/media. Contact Adam Augustine (aAugustine@bigten.org) of the Big Ten with questions on the email system.

STATS, SCHEDULES AND INFORMATION

The latest Wisconsin football news releases, schedules and statistics are available via the program's official web site at UWBadgers.com/Football.

collegepressbox is the official media website for Division I football. Access game notes, quotes, statistics, media guides, headshots, logos and more for all FBS schools, conferences, postseason games, awards and the College Football Playoff. For access, please register for an account at collegepressbox.com/register.

CREDENTIALS

Requests for 2022 Wisconsin football single-game credentials and parking, must be made online at go.wisc.edu/FBcredentials2022. Contact Brian Lucas (bml@athletics.wisc.edu) with questions.

BADGERS AT A GLANCE

INTERIM HEAD COACH JIM LEONHARD

Hometown:	Tony, Wis.
Alma Mater:	Wisconsin, 2006
Career Record:	3-1 (.750)
Record at Wisconsin:	3-1 (.750)
Big Ten Record:	3-1 (.750)
Bowl Record:	0-0 (.000)

ASSISTANT COACHES

▪ Bobby Engram (Offensive Coordinator/QBs)	Sideline
▪ Bobby April III (Def. Run Game Coord./OLBs)	Sideline
▪ Bob Bostad (Off. Run Game Coord./OL)	Sideline
▪ Mark D'Onofrio (Inside Linebackers)	Sideline
▪ Chris Haering (Tight Ends)	Sideline
▪ Al Johnson (Running Backs)	Sideline
▪ Ross Kolodziej (Defensive Line)	Sideline
▪ Hank Poteat (Cornerbacks)	Sideline
▪ Alvis Whitted (Wide Receivers)	Sideline

FOOTBALL STAFF

▪ Keller Chryst (Graduate Assistant — Offense)
▪ Shawn Collins (Graduate Assistant — Defense)
▪ John Richter (Graduate Assistant — Defense)
▪ Jacob Webster (Graduate Assistant — Offense)
▪ Ryan Bright (Defensive Assistant)
▪ Michael Caputo (Defensive Assistant)
▪ Jack Cichy (Offensive Assistant)
▪ Rachid Ibrahim (Offensive Assistant)
▪ Taylor Mehlhaff (Special Teams Assistant)
▪ Shaun Snee (Director of Strength & Conditioning)
▪ Craig Buckley (Asst. Director of Strength & Conditioning)
▪ Ty Taylor (Assistant Strength & Conditioning Coach)
▪ Kyle Costigan (Assistant Strength & Conditioning Coach)
▪ Devin Woodhouse (Assistant Strength & Conditioning Coach)

TEAM INFORMATION

▪ 2021 Overall Record:	9-4
▪ 2021 Big Ten Record/Finish:	6-3/T2nd (West)
▪ 2021 Bowl Game:	Las Vegas (def. Arizona State)
▪ 2021 Final Ranking (AP/Coach/CFP):	RV/RV/NR
▪ Starters Returning/Lost:	10/15
▪ Offensive Starters Returning/Lost:	5/6
Returning: QB Graham Mertz, RB Chez Mellusi, LT Tyler Beach, C Joe Tippmann, RG Jack Nelson	
Lost: TE Jake Ferguson, RT Logan Bruss, LG Josh Seltzer, FB John Chenal, WR Danny Davis III, WR Kendrick Pryor	
▪ Defensive Starters Returning/Lost:	3/8
Returning: NT Keanu Benton, DE Isaiah Mullens, OLB Nick Herbig	
Lost: DE Matt Henningsen, OLB Noah Burks, ILB Leo Chenal, ILB Jack Sanborn, CB Faion Hicks, CB Caesar Williams, S Scott Nelson, S Collin Wilder	
▪ Specialist Starters Returning/Lost:	2/1
Returning: LS Peter Bowden, P Andy Vujnovich	
Lost: PK Collin Larsh	
▪ Letterwinners Returning/Lost:	36/25
Offensive Letterwinners:	20/9
Defensive Letterwinners:	14/14
Specialist Letterwinners:	2/2

TEAM HISTORY

▪ First Year of Football:	1889
▪ Record (Years):	733-510-53 (134th)
▪ Big Ten Record (Years):	397-385-41 (127th)
▪ Big Ten Championships (Last):	14 (2012)
▪ All-Time Bowl Record:	18-15
▪ Consensus All-America Selections:	32

LEAGUE LEADER

■ The Badgers are 53-20 (.726) in conference play over the last 9 seasons (2014-22), since the Big Ten went to its current divisional alignment. Only Ohio State (66-5, .930) has a better league record over that span.

■ The Badgers' 53-20 mark is the sixth-best conference record of any Power Five team during that time frame:

CONFERENCE WIN PCT., 2014-22 (POWER 5)

Team (Conf. Record)	Win Pct.
Ohio State (66-5, Big Ten)	.930
Alabama (64-8, SEC)	.888
Clemson (63-8, ACC)	.887
Georgia (56-14, SEC)	.800
Oklahoma (60-16, Big 12)	.789
Wisconsin (53-20, Big Ten)	.726
USC (51-24, Pac-12)	.680

■ Since the Big Ten went to divisional play in 2011, Ohio State and Wisconsin rank 1-2 in conference winning percentage:

BIG TEN WIN PCT., 2011-21

Team (Big Ten Record)	Win Pct.
Ohio State (85-10)	.895
Wisconsin (68-28)	.708
Michigan (65-31)	.677
Penn State (61-38)	.616

GOING BOWLING

■ Wisconsin has played in a bowl game for the last 20 consecutive seasons, the longest active streak in the Big Ten and the third-longest in the FBS:

ACTIVE BOWL GAME STREAKS

Team	Streak
1. Georgia	25
2. Oklahoma	23
3. Wisconsin	20
4. Alabama	18
5. Clemson	17

■ Wisconsin's run of 20 consecutive bowl games is the 2nd-longest streak in Big Ten history. Michigan played in 33 straight bowl games from 1975 to 2007.

■ The Badgers are 6-1 in bowl games over the last 7 seasons. Only Alabama has won more bowl games over that span.

LOOKING UP WITH LEONHARD

■ Through 4 games under Leonhard, Wisconsin has claimed 3 Big Ten wins and fell in a closely-contested 2OT affair in East Lansing to Michigan State. In the 4 games under Leonhard, Wisconsin has scored 32.0 ppg compared to 29.8 ppg during the season's first 5 games.

▪ The Badgers have held opponents to zero rushing TDs in 2 of the 4 games under Leonhard and the UW defense is holding opponents to 100.3 rushing ypg over Leonhard's 4 games compared to 124.6 ypg over the first 5 games of the season.

▪ In Leonhard's 4 games, Wisconsin's offense has turned the ball over only 3 times while forcing 8 turnovers. After the turnover margin stood at +1 after 5 games, UW now owns a +6 margin, the 3rd best in the Big Ten.



LEONHARD TAKES OVER

■ Jim Leonhard was named interim head coach on Oct. 2, as announced by Director of Athletics Chris McIntosh. Leonhard took over after a 2-3 start to the 2022 season and a pair of Big Ten losses to begin the conference slate.

■ Leonhard, a product of Tony, Wisconsin, arrived on campus in 2001 as an unheralded, 5-foot-8 walk-on and left 4 years later as a 3-time first-team All-American. He played in every game of his 4-year career, including each of the last 39 as a starting safety, en route to becoming one of the best defensive players in school history.

■ Leonhard spoke with the media alongside McIntosh on the evening of Sunday, Oct. 2, delivering his message regarding the direction of the program and his transition into the role of interim head coach.

ON BECOMING INTERIM HEAD COACH

"This place means a lot to me. I really felt like I grew up here. I've talked about that many times. I really became who I am at the University of Wisconsin and in this football program and around so many people that are still here today. So, to have an opportunity to be in this position is not one that I take lightly and (I'm) very excited for."

"I feel like I can take this opportunity and help this place grow. That's why I came back a number of years ago and that's why I haven't left and that's the mission that I want to continue forward with our guys and just getting them to understand the trust, the confidence, that we have in this group of men and that we will get this thing going the right direction."

■ By leading the Badgers to a 42-7 win in Evanston on Oct. 8, Leonhard posted the largest victory for a UW head coach in their Big Ten debut since Jack Ryan led the Badgers to a 52-0 win at Indiana on Oct. 20, 1923.

2022 BIG TEN STANDINGS

EAST	Conference		Division		Overall	
	W-L	Pct.	W-L	Pct.	W-L	Pct.
Michigan	6-0	1.000	5-0	1.000	9-0	1.000
Ohio State	6-0	1.000	3-0	1.000	9-0	1.000
Penn State	4-2	.667	1-2	.333	7-2	.778
Maryland	3-3	.500	2-1	.667	6-3	.667
Michigan State	2-4	.333	0-3	.000	4-5	.444
Rugers	1-5	.167	1-2	.333	4-5	.444
Indiana	1-5	.167	0-4	.000	3-6	.333


WEST	Conference		Division		Overall	
	W-L	Pct.	W-L	Pct.	W-L	Pct.
Illinois	4-2	.667	4-0	1.000	7-2	.778
Iowa	3-3	.500	2-1	.667	5-4	.556
Wisconsin	3-3	.500	2-1	.667	5-4	.556
Purdue	3-3	.500	2-2	.500	5-4	.556
Minnesota	3-3	.500	1-2	.333	6-3	.667
Nebraska	2-4	.333	0-4	.000	3-6	.333
Northwestern	1-5	.167	1-2	.333	1-8	.111

BADGERS IN THE RANKINGS

Week	AP	Coaches	CFP
Preseason	18	20	--
Sept. 6	19	18	--
Sept. 12	RV	RV	--
Sept. 19	RV	RV	--
Sept. 26	NR	NR	--
Oct. 3	NR	NR	--
Oct. 10	NR	NR	--
Oct. 17	NR	NR	--
Oct. 24	NR	NR	--
Oct. 31	NR	NR	--
Nov. 7	NR	NR	--
Nov. 14			
Nov. 21			
Nov. 28			
Dec. 5			
Final			

CR FUTURE

The CR Future project, a comprehensive renovation of the south end zone of Camp Randall Stadium, introduces new premium seating and hospitality clubs to one of the best venues in collegiate athletics. The new seating and hospitality spaces are open for the 2022 football season.



The renovation transforms the game-day experience for fans through enhanced premium seating options, access to indoor and outdoor hospitality clubs, climate-controlled amenities, expanded premium food and beverage offerings, dedicated restrooms and best-in-class service and operations.

Construction on the \$77.6 million project, which also included installation of a new FieldTurf playing surface, began on Nov. 21, 2021, the day after the Badgers' home finale against Nebraska and was completed in August. A total of 2,300 new premium seats were added, replacing the approximately 6,000 bleacher seats that are currently in the south end zone.

■ Compared to last season, the Badger offense has improved in a handful of important categories under Leonhard and offensive coordinator Bobby Engram.

2021 TO 2022 COMPARISON - OFFENSE

Category	2021	2022
Scoring Offense	25.4	30.8
Passer Rating	120.7	154.5
Passing TDs	11	18
3rd Down %	33.9	42.1
Red Zone Success %	80.8	84.4

FAST STARTS

■ Wisconsin has scored on opening drives in 4 of the last 7 games.

■ The Badgers have scored first in 7 of 9 games this season and have entered the second quarter tied or leading in 8 of 9 contests. Wisconsin has outscored opponents 80-10 in the first half under Jim Leonhard (last 4 games).

■ RB **Braelon Allen** is one of 3 players in the nation to have 5 runs of 20+ yards in the 1st quarter this season.

■ Allen and senior RB **Isaac Guerendo** have set the tone in the 1st half, averaging 6.1 and 8.9 ypc in the first halves of games this season, respectively. The pair has combined for 8 1st-half TDs on the ground.

LEONHARD'S DEBUT WIN

■ Leonhard led the Badgers to a dominant win in his first game at the helm. Wisconsin cruised to a 42-7 win at Northwestern, the largest for a UW head coach in their Big Ten debut since Jack Ryan led the Badgers to a 52-0 win at Indiana on Oct. 20, 1923.

■ The Badger defense kept its edge, picking off a pair of passes and recovering a fumble to win the turnover battle 3-0. Wisconsin moved to 45-9 when grabbing an INT since Leonhard joined the staff in 2016.

■ Junior S **Kamo'i Latu** recorded both Badger INTs, becoming the first UW defender to grab multiple INTs in the same game since Colin



Wilder recorded a pair vs. Nebraska on Nov. 11, 2021.

- Latu is the 7th Badger to record multiple INTs in the same game since 2010.
- Interim head coach Jim Leonhard totaled 4 multi interception games during his career, the most for any Badger since 2000.

GET TORCHED

■ Senior S **John Torchio**, a Bednarik Award semifinalist, earned Big Ten Defensive POW honors on Oct. 24 after recording a pair of INTs vs. Purdue, including a 1st-quarter pick-6.

- Torchio now has 5 INTs this season, which ranks T-1st in the nation and the most for a Badger since Leo Musso recorded 5 in 2016.
- Torchio is the first Badger to record 2 INTs and return one for a score in the same game since Natrell Jamerson did so against Northwestern in 2016. Torchio, Jamerson and Jack Ikegwuonu (2005) are the only Badgers to accomplish the feat since 2000.
- Torchio's stellar performance vs. Purdue included a career-high 10 tackles, Torchio is the only Badger to record 2 INTs, 1 TD and 10+ tackles in a single game since at least 2000.
- Torchio is the only player in the Big Ten and one of 9 players nationally with 2 INT

PIPELINE TO THE PROS

- Wisconsin currently has 34 players on NFL rosters heading into Week 9 of the 2022 season:

BADGERS IN THE NFL (34)

Player	at UW	Pos.	NFL Team
Zack Baun	2015-19	OLB	New Orleans
Tyler Biadasz	2016-19	OL	Dallas
Vince Biegel (IR)	2012-16	OLB	Baltimore
Logan Bruss (IR)	2017-21	OL	LA Rams
Quintez Cephus (IR)	2016-19	WR	Detroit
Leo Chenal	2019-21	ILB	Kansas City
Corey Clement	2013-16	RB	Arizona
Ryan Connelly (IR)	2015-18	ILB	Minnesota
Michael Deiter	2015-18	OL	Miami
David Edwards (IR)	2016-18	OL	LA Rams
T.J. Edwards	2015-18	ILB	Philadelphia
Jake Ferguson	2017-21	TE	Dallas
Troy Fumagalli (PS)	2014-17	TE	San Francisco
Melvin Gordon	2011-14	RB	Denver
Rob Havenstein	2010-14	OL	LA Rams
Matt Henningsen	2017-21	DT	Denver
Faion Hicks (PS)	2017-21	CB	Denver
Alec Ingold	2015-18	FB	Miami
Isaiah Loudermilk	2016-20	DE	Pittsburgh
Scott Nelson (PS)	2018-21	S	Pittsburgh
Dare Ogunbowale	2012-16	RB	Houston
Kendric Pryor	2016-21	WR	Jacksonville
Ryan Ramczyk	2015-16	OL	New Orleans
Jack Sanborn	2018-21	ILB	Chicago
Joe Schobert (PS)	2013-15	ILB	Jacksonville
Jonathan Taylor	2017-19	RB	Indianapolis
Andrew Van Ginkel	2017-18	OLB	Miami
Cole Van Lanen	2016-20	OL	Jacksonville
Derek Watt	2011-15	FB	Pittsburgh
J.J. Watt	2009-10	DE	Arizona
T.J. Watt	2013-16	OLB	Pittsburgh
Rachad Wildgoose	2018-20	CB	Washington
Russell Wilson	2011	QB	Denver
Kevin Zeitler	2009-11	OL	Baltimore

(PS) – Practice Squad

(IR) – Injured Reserve

- Pittsburgh OLB T.J. Watt was named NFL Defensive Player of the Year after tying the NFL single-season record with 22.5 sacks. A Watt has now won Defensive POY honors four times in the last 10 seasons.
- Indianapolis RB Jonathan Taylor led the NFL in rushing yards (1,811), rushing touchdowns (18), yards from scrimmage (2,171), all-purpose yards (2,171) and total touchdowns (20) this season. He was also the leading vote-getter for the Pro Bowl.
- Taylor had 175 yards from scrimmage and scored a TD in his 2022 season debut.
- Taylor (No. 5) and Watt (No. 6) were both landed in the top 10 of the NFL Top 100 list. Wisconsin was the only school in the country with two former players ranked in the top 10. QB Russell Wilson was also on the list, checking in at No. 61.
- Wilson, who joined Watt and Taylor in the Pro Bowl, was named the NFL's 2022 Bart Starr Award winner for "outstanding character and leadership in the home, on the field, and in the community."

returns for TDs this season. Torchio is the 17th Big Ten player since 2010 to record multiple pick-6s in a single season.

- Torchio has broken up 10 passes this season, ranking T-6th in the Big Ten. Torchio is the first Badger to reach double-digit PBUs in a season since Caesar Williams totaled 11 in 2019.

■ Earlier this season, Torchio tied the NCAA record for longest interception return with a 100-yard return for a touchdown in the season opener. That bettered the previous UW mark of 99 yards set by Joe Ferguson against Utah State on Sept. 1, 2017.

- It was the 15th time a Big Ten player has returned an interception 100 yards. The last time was by Ohio State's Will Allen vs. San Diego State on Sept. 6, 2003.

LEONHARD LEADS THE DEFENSE

■ Jim Leonhard is in his 6th season as Wisconsin's defensive coordinator, and 7th season on the UW staff overall, in 2022.

■ The Badgers have continued to build on their reputation as one of the nation's top defensive programs under Leonhard's direction, as evidenced by the consistently fantastic numbers in his 5 seasons as DC:

WISCONSIN DEFENSE, 2017-22

Category	FBS Rank	Mark
Scoring Defense	5th	17.8 ppg
Total Defense	2nd	290.0 ypg
Rushing Defense	3rd	104.7 ypg
Pass Efficiency Defense	2nd	112.1
Opp. 3rd Down Conversions	1st	30.7%

■ Wisconsin totaled 5 sacks in the win over Maryland, the most for the Badgers since totaling 6.0 in the Las Vegas Bowl vs. Arizona State on Dec. 30, 2021.

■ The Badgers allowed Maryland to convert only 5-of-17 3rd downs (29.4%). Wisconsin has held opponents under 35.0% in back-to-back games.

■ The Badger defense has only given up 5 runs of 20+ yards this season, tied for the 11th-fewest in the country. UW has allowed only 2 runs of 30+ yards.

THIRD DOWN DIMES

■ Mertz ranks 4th in the Big Ten with 557 yards passing on 3rd down this season. His 153.7 rating ranks 3rd in the conference and is the highest for a Badger QB on 3rd down since Russell Wilson posted a 207.5 rating in 2011.

- Mertz's 18 completions of 15+ yards on 3rd down leads the Big Ten and his 7 passes of 25+ yards on trails only CJ Stroud (9).
- Mertz has 7 3rd-down TDs this season, the most for a Badger QB since Alex Hornibrook in 2017 (11).
- Wisconsin WR **Chimere Dike** leads the nation with 280 yards and 5 receiving TDs on 3rd down this season.

- No player in all of college football has had more than 5 TD catches on 3rd down in a single season since 2019 (4 players had 6).

Dike is the first Big Ten player to catch 5 3rd-down TDs since 2018.

- Among Power 5 WRs, Dike is T-1st with 5 catches for first downs on 3rd and 10 or more. That's the most for a Badger since Jazz Peavy recorded 6 in 2016.
- Since 2009, Dike is the only Badger to total 5 or more 3rd-down TD catches in a single season.
- Dike is averaging 20.0 ypc on 3rd down, the highest in the nation for any player with 10+ catches.

2,000 FOR BRAELON

■ Sophomore RB Braelon Allen ran for 123 yards and matched a career high with 29 carries against Michigan State. Allen moved his career rushing total to 2,025 yards, reaching the 2,000-yard mark in his 19th career game. Allen is the 5th-fastest Badger to reach that mark in program history.

FASTEST TO REACH 2,000 RUSHING YARDS

Player	Games
1. Ron Dayne 1996	13
2. Jonathan Taylor 2018	15
3. PJ Hill 2007	17
4. Anthony Davis 2002	18
5. Braelon Allen 2022	19

■ Allen has totaled 15 rushing scores in conference play during his career, which ranks 1st in the Big Ten over the last two seasons. Allen's 6.4 ypc mark in conference action is the 2nd-best in the Big Ten since 2021.

■ Allen ranks T-2nd in the country with 6 runs of 30+ yards.

■ Heading into Wisconsin's matchup with Iowa, Allen needs 11 yards to reach 1,000 rushing yards this season. Allen would be the 5th Badger RB to record 1,000-yard outputs in both his freshman and sophomore seasons.

- Allen would join Jonathan Taylor (2017-18), PJ Hill (2006-07), Anthony Davis (2001-02) and Ron Dayne (1996-97) as Badger RBs who've surpassed the 1,000-yard mark as freshman and sophomores.

■ Allen has made 10 catches for 100 yards this season, topping his freshman season totals of 8 catches for 39 yards.

■ Allen's big-play ability was on full display in the season opener. He scored on a 96-yard touchdown run in the second quarter, the longest run in Badger history. That broke the record of 93 yards set by James White against Indiana on Nov. 16, 2013.

- It is also tied for the third-longest run by a Big Ten player in history, and the longest run for a conference player in 35 years. Mickey Erhart of Indiana (11/9/1912) and Darrell Thompson of Minnesota (11/7/87) both had 98-yard runs. Iowa's Eddie Vincent also had a 96-yard run on Nov. 6, 1954.
- Allen's 96-yard run was the longest play from scrimmage by a Big Ten player since Tommy Armstrong and Quincy Enunwa connected on a 99-yard TD pass in the 2014 Gator Bowl.

HONORS & AWARDS

BRAELON ALLEN, SO., RB

- Maxwell Award watch list
- Walter Camp Award watch list
- Doak Walker Award watch list
- Preseason All-America (AP 2nd, Phil Steele 4th)
- Big Ten (West Division) preseason honors

KEEANU BENTON, SR., NT

- Bronco Nagurski Award watch list
- Outland Trophy Award watch list
- Preseason All-America (Phil Steele 4th)
- Senior Bowl watch list

PETER BOWDEN, JR., LS

- Patrick Mannelly Award watch list

JACK ESCHENBACH, SR., TE

- Senior Bowl watch list

MICHAEL FURTNEY, SR., OL

- Senior Bowl watch list

NICK HERBIG, JR., OLB

- Bednarik Award watch list
- Bronco Nagurski Award watch list
- Preseason All-America (Phil Steele 1st, AP 2nd)
- Big Ten (West Division) preseason honors

KAMO'I LATU, JR., S

- Big Ten Defensive Player of the Week (Oct. 10)

CHEZ MELLUSI, SR., RB

- Doak Walker Award watch list
- Senior Bowl watch list

GRAHAM MERTZ, JR., QB

- Johnny Unitas Golden Arm Award watch list

ISIAIAH MULLENS, SR., DE

- Senior Bowl watch list

JOE TIPPMMANN, JR., C

- Outland Trophy Award watch list
- Rimington Award watch list

JOHN TORCHIO, SR., S

- Big Ten Defensive Player of the Week (Oct. 24)
- Bednarik Award Semifinalist

KAMO'I LATU, JR., S

- Big Ten Defensive Player of the Week (Oct. 10)

ANDY VUJNOVICH, SR., P

- Ray Guy Award watch list

■ Allen ran for 165 yards versus Ohio State, marking his 10th career 100-yard performance. Allen is the first Badger running back to run for 150+ yards versus Ohio State since Corey Clement posted a 164-yard performance on Oct. 15, 2016.

■ Allen scored on a 75-yard run at OSU, giving him 4 runs of at least 70 yards over his first 16 games as a Badger. Only Jonathan Taylor (5) had more 70+ yard runs in his career.

CAREER RUNS OF 70+ YARDS (SINCE 1996)

1. Jonathan Taylor (2017-19)	5
2. Braelon Allen (2021-22)	4
Melvin Gordon (2011-14)	4
4. Michael Bennett (1999-2000)	3
5. Corey Clement (2013-16)	2
James White (2010-13)	2
Ron Dayne (1996-99)	2

■ Against Ohio State, Allen completed a pass to TE Jack Eschenbach out of the wildcat formation. The completion was the first of Allen's career and the first by a Wisconsin RB since Garrett Groshek completed a 9-yard pass in the 2017 Big Ten Championship versus Ohio State. Allen joins Groshek, Montee Ball and James White as the only Badger RBs to complete a pass since 2000.

- He joins, White, Ball and former Badger QB Brooks Bollinger as the only UW players complete a pass, catch a pass and run for 100+ yards in the same game since 2000.

■ Allen ran for 3 touchdowns in the first half versus New Mexico State, pushing him to 17 scores through his first 15 games as a Badger. Since 1996, only Ron Dayne scored more rushing TDs in his first 15 games at UW.

RUSH TDS THROUGH 15 GAMES (SINCE 1996)

1. Ron Dayne (1996-97)	24
2. Braelon Allen (2021-22)	17
PJ Hill (2006-07)	17
4. James White (2010-11)	16
5. Jonathan Taylor (2017-18)	15

■ Against Northwestern, Allen completed his first-career TD pass and the first for a Badger RB since James White threw for a score in the Big Ten Championship Game vs. Nebraska on Dec. 1, 2012.

MERTZ MAKES IT HAPPEN

■ Junior QB **Graham Mertz** is in his third season as the Badgers' starter. He has started 29 straight games, leading UW to a 18-11 mark in those contests. Mertz ranks 8th in school history in both starts and wins by a QB.

■ Mertz currently ranks 2nd in the Big Ten (behind Ohio State's CJ Stroud) in TDs (17) and 3rd in the conference in passer rating (151.2).

- If Mertz reaches the 20-TD mark, he'll be the first Badger QB to throw for 20 scores in a single season since Alex Hornibrook in 2017. Hornibrook reached the 20-TD mark in his 12th game of 2017.
- Mertz has thrown for 8 TDs in conference action, the most for a Badger QB since Hornibrook's 13 in 2017.

■ Mertz has dissected opposing defenses in the second half of games this season, posting 8 TDs and only 1 INT.

■ In Badger wins, Mertz owns a 188.3 passer rating, the best in the Big Ten and 3rd among Power 5 QBs. He's posted 11 TDs and only 1 INT in victories. His 10.6 yards per attempt in wins ranks T-5th in the country.

■ In Wisconsin's win over Purdue on Homecoming, Mertz threw for 203 yards and 2 scores on 13-of-21 passing.

- Mertz posted a passer rating of 174.5, marking the 4th time this season he's gone over 170.0. He had a total of 3 games with a passer rating of 170.0+ in his first 3 seasons.
- Mertz has thrown for multiple scores in 5 games and 200+ yards in 6 through 9 games this season.
- Mertz posted his second 200+ yard, multiple TD and zero INT performance this season this season in the win over Purdue. Heading into 2022, Mertz had only done so once in his career.

■ Mertz has now totaled 12 200-yard performances in his career, the most for a Badger QB since Joel Stave racked up 18 in his career from 2012-15.

■ With 2 TD passes at Michigan State, Mertz reached the 15-TD mark on the season. His 15 touchdown passes through 7 games this season matched Russell Wilson (2011) as the fastest pace for a Badger QB in a 15-TD mark in a single season.

■ Mertz put things together on the road in Evanston on Oct. 8, throwing for 299 yards on 20-of-29 (68.9%) passing and 5 TDs.

- The 5 TDs matched his career high and the UW school record. Mertz is the only Badger signal caller to throw for 5 TDs on two separate occasions. The feat has been accomplished 4 times in program history.
- Mertz's 3 first-half TDs were the most for a Badger QB on the road in a single half since Russell Wilson registered 3 in a win over Minnesota on Nov. 12, 2011
- The Badger QB was 8-of-10 for 78 yards and 2 TDs on 1st down in the Badger win, and 6-of-9 on 3rd down for 164 yards, 2 TDs, 6 first downs and a pass efficiency rating of 293.1.
- Mertz's 212.5 pass efficiency rating at Northwestern was his 5th career 210.0+ passing efficiency performance. Since the beginning of 2020, C.J. Stroud is the only Big Ten QB to post more 210.0+ performances. Stroud has done so 8 times between 2021 and 2022.

■ Against New Mexico State, Mertz threw for a career-high 251 yards and 3 touchdowns on 12-of-15 (80.0%) passing. His 273.2 pass efficiency rating was a career best and the 3rd-highest in program history.

SITUATIONAL RECORDS

	2022	Under Leonhard
vs. Top 25 opponents (AP/Coaches)	0-1	0-0
vs. Top-10 opponents (AP/Coaches)	0-1	0-0
UW scores first	5-2	3-1
Opponent scores first	0-2	0-0
UW leads after 1st quarter	5-0	3-0
Opponent leads after 1st quarter	0-1	0-0
UW leads at halftime	5-2	3-1
Opponent leads at halftime	0-2	0-0
UW leads after 3rd quarter	5-0	3-0
Opponent leads after 3rd quarter	0-3	0-0
Overtime games	0-1	0-1

WISCONSIN OFFENSE

SCORING: 20+ points	5-2	3-1
SCORING: 30+ points	4-0	2-0
TOTAL OFFENSE: 400+ yards	3-1	1-0
TOTAL OFFENSE: 500+ yards	2-0	1-0
RUSHING: 200+ yards	3-0	1-0
RUSHING: 300+ yards	0-0	0-0
RUSHING ATT: 40 or more	3-0	1-0
PASSING: 200+ yards	3-2	1-0
PASSING: 300+ yards	2-0	1-0
PASSING ATT: 25 or more	1-2	1-0
1ST DOWNS: at least 20	2-1	1-0
3RD DOWN: convert at least 40%	2-2	1-0
TURNOVERS: two or less	5-2	3-1
AVG. FIELD POSITION: 30 or better	3-1	2-0

WISCONSIN DEFENSE

SCORING: allow 15 points or less	4-0	2-0
SCORING: allow 20 points or less	4-1	2-0
TOTAL OFFENSE: allow 300 yards or less	3-1	1-0
RUSHING: allow 150 yards or less	5-3	3-1
RUSHING: allow 100 yards or less	2-2	1-1
PASSING: allow 150 yards or less	2-0	1-0
PASSING: allow 100 yards or less	1-0	1-0
1ST DOWNS: allow 15 or less	3-1	1-0
3RD DOWN: opp. convert 33% or less	5-2	3-0
TURNOVERS: opponent has two or more	4-1	2-0
AVG. FIELD POSITION: 30 or worse	5-2	3-1
AVG. FIELD POSITION: 20 or worse	2-0	1-0

TEAM COMPARISON

RUSHING YARDS: UW has more	5-2	3-1
PASSING YARDS: UW has more	3-2	1-0
TURNOVERS: UW has fewer	5-0	3-0
TIME OF POSSESSION: advantage	3-2	1-1
FIRST DOWNS: UW has more	4-1	2-0
AVG. FIELD POSITION: UW advantage	5-1	3-0
PENALTIES: UW has fewer	1-1	0-1
SPECIAL TEAMS SCORE: UW scores	0-0	0-0

WISCONSIN INDIVIDUALS

RUSHING: 100-yard rusher	4-2	3-1
PASSING: 200-yard passer	4-2	2-0
RECEIVING: 100-yard receiver	3-0	1-0
RUSH/PASS: 100-yd rusher/200-yd passer	3-0	2-0

PASS EFFICIENCY (MIN. 15 ATTEMPTS)

1. John Stocco vs. Indiana, 9/30/2006	296.7
2. Alex Hornibrook vs. BYU, 9/16/2017	277.4
3. Graham Mertz vs. NM State, 9/17/2022	273.2
4. Graham Mertz vs. Illinois, 10/23/2020	273.0
5. Jim Sorgi vs. Michigan State, 11/15/2003	268.4

■ Mertz completed 14 of 16 passes (to 7 different receivers) for 219 yards — the seventh 200-yard game of his career — in the season opener.

■ Mertz competed 13 passes in a row at one point, the seventh longest single-game completion streak in school history. Mertz shares the Badgers' record for consecutive completions (17 vs. Illinois, Oct. 23, 2020) with Tanner McEvoy (17 vs. Western Illinois, Sept. 6, 2014).

■ Mertz, who in 2020 became the first Wisconsin freshman to start an opener at quarterback in 42 years, went 20-for-21 — opening with 17 straight completions to match the school record — and threw for 248 yards, 5 touchdowns and no interceptions to post an astronomical 273.0 pass efficiency rating.

PASSING FANCY

■ Wisconsin's top 3 pass catchers from a year ago, TE **Jake Ferguson**, WR **Kendric Pryor** and WR **Danny Davis III**, have moved on. In their place are junior WR **Chimere Dike** and a host of talented young playmakers.

■ Dike hauled in a TD against Purdue, giving him 5 TDs over the last 4 games. His 6 TDs rank T-4th in the Big Ten and are the most for a Badger WR since Quintez Cephus caught 7 TDs in 2019. His 15.8 yards per catch rank 2nd among Big Ten players with at least 25 catches.

■ Dike had a career day in Wisconsin's win over Northwestern on Oct. 8, totaling 10 catches, 185 yards and 3 TDs, all career highs.

■ His 185 yards were the most receiving yards for a Badger since Jared Abbrederis had 207 receiving yards at Ohio State in 2013.

■ Dike is the first Wisconsin WR to haul in 3 scores and go for 185+ yards in a single game since Lee Evans did so against Michigan State in 2003.

■ Dike's 185 receiving yards are the T-4th most by a Big Ten player this season in a single game and his 3 receiving TDs are the 2nd most by any player in the country this season. The 185 yards are the T-2nd most by any Big Ten player during conference play this season

TOP RECEIVING 2022 PERFORMANCES (BIG TEN)

Player	Yards	Game
Trey Palmer (NEB)	237	at Purdue, 10/15/22
Evan Hull (NW)	213	vs. Duke, 9/10/22
Charlie Jones (PUR)	188	at Syracuse, 9/17/22
Chimere Dike (UW)	185	at NW, 10/8/22

■ Dike is one of 8 Big Ten players since 2000 to compile 10+ catches, 185+ yards and 3+ scores in a conference matchup. Since the beginning of 2016, Dike joins Penn State's Jahan Dotson, who totaled 242 yards on 11 catches and 3 TDs at Maryland on Nov. 6, 2021, as the only Big Ten players to do so.

■ Redshirt freshman WR **Skyler Bell** made his first career start in the season opener. Bell had a breakout game against New Mexico State, catching 4 passes for 108 yards and 2 touchdowns.

■ Bell is just the 3rd UW freshman to record a 100-yard receiving game since 2000 and the first since 2007. The others are Kyle Jefferson (124 vs. Penn State, 2007) and Brandon Williams (125 vs. West Virginia, 2002).

■ Bell reached the end zone for the first time in his career with a career-long 49-yard TD catch in the 3rd quarter. He added an 18-yard touchdown reception later in the 3rd quarter.

■ Bell has also made an impact on the ground, totaling 10 carries for 105 yards. Bell ran 3 times for 53 yards in Wisconsin's win over Maryland. Bell has broken a pair of runs for 20+ yards this season.

■ Bell caught TDs in wins over Northwestern and Purdue, opening the Badger scoring in both victories.

■ With 4 TDs heading into the Iowa matchup, only 4 Power 5 freshmen in the nation have more receiving TDs than Bell.

■ With Dike and Bell both going over 100 receiving yards in games this season, UW has multiple players with 100-yard receiving games for the first time since 2017 (Troy Fumagalli, A.J. Taylor and Quintez Cephus).

■ The Dike/Bell combo is Wisconsin's first pair of WRs to both catch 4+ TDs in a single season since Quintez Cephus (6), AJ Taylor (5) and Danny Davis (5) in 2017.

■ Sophomore WR **Keontez Lewis**, a transfer from UCLA, had his first receptions as a Badger against Washington State. He made 2 catches for 62 yards, including a 40-yarder that set up a Wisconsin TD. He scored his first career TD on an 18-yard grab vs. New Mexico State.

■ Against Michigan State on Oct. 15, Lewis matched his career-high with 2 catches for 14 and the game-tying touchdown with 2:04 remaining in regulation.

■ Junior **Dean Engram** (son of offensive coordinator Bobby Engram) made the move to WR from CB this offseason. Engram played in 20 games with 5 starts in the defensive backfield during his first two seasons in Madison.

■ He caught 3 passes for 65 yards against New Mexico State, recording his first career receptions.

BIG PLAY THREATS

■ In wins this season, Skyler Bell (21.0) and Chimere Dike (18.8) are averaging 18+ yards per catch, ranking 1st and 3rd in the Big Ten among players with 10+ catches.

■ Dike ranks T-6th in the Big Ten with 10 catches of 20+ yards. Since the beginning of 2017, Dike and Quintez Cephus (2019) are the only Badgers to total 10+ catches of 20+ yards in a single season.

AMONG THE BEST

- Among Power Five Conference schools, only seven teams have won more games than Wisconsin since 2015.

WINS (POWER FIVE, 2015-22)

1. Alabama	99
2. Clemson	97
3. Ohio State	88
4. Georgia	85
5. Oklahoma	83
6. Notre Dame	74
7. Oklahoma State	71
8. Wisconsin	70

- Wisconsin has made 6 appearances in the Big Ten Championship Game. That is tied with Alabama and Ohio State for the 2nd-most championship game appearances of any Power Five team since 2011 (when the Big Ten title game debuted). Clemson has 7 ACC title game appearances.
- Wisconsin appeared in the Rose Bowl more times than any other team since 2011.
- UW players have accounted for 6 Top-10 finishes in the Heisman Trophy voting since 2011, tied for 3rd-most of any program in the country (1. Alabama – 13, 2. Ohio State – 10, 3. Wisconsin – 6, Oklahoma – 6, Stanford – 6).
- The Badgers have accounted for 11 consensus first-team All-Americans since 2010, 7th-most in the country (Ohio State leads the Big Ten during that span with 12):

CONSENSUS ALL-AMERICANS SINCE 2010

- 2010 – Gabe Carimi, LT
- 2010 – Lance Kendricks, TE
- 2011 – Montee Ball, RB
- 2012 – Montee Ball, RB
- 2014 – Melvin Gordon, RB
- 2016 – Ryan Ramczyk, LT
- 2018 – Beau Benzschawel, G
- 2018 – Jonathan Taylor, RB
- 2019 – Zack Baun, LB
- 2019 – Tyler Biadasz, C
- 2019 – Jonathan Taylor, RB

- Alabama leads the country with 19 consensus first-team All-Americans on offense since 2010. Wisconsin is second with 10.
- Wisconsin running backs have earned consensus first-team All-America honors 5 times since 2010. No other school has more than 3 in that span.

AMERICA'S BEST DEFENSE

- Leonhard's unit was dominant in 2021, leading the country in total defense and rushing yards allowed while ranking highly in several other major categories:

WISCONSIN DEFENSE, 2021

Category	FBS Rank	Mark
Total Defense	1st	239.1 ypg
Rushing Defense	1st	64.8 ypg
First Downs Allowed	1st	170
Passing Defense	4th	174.3 ypg
Scoring Defense	4th	16.2 ppg
Opp. 3rd Down Conversions	4th	28.7%

- The Badgers led the nation in total defense for just the second time in school history. The 2021 squad joined the legendary "Hard Rocks" defense of 1951. That team allowed just 154.8 yards per game.

- In 2008, TCU led the FBS by allowing an average of 47.1 rushing yards. Since then, only Alabama (63.9 ypg in 2016) had allowed fewer than 70 rushing yards per contest before the Badgers did so last season.

- The Badgers' defense allowed opposing offenses to score just 19 touchdowns and 169 points in 13 games last season (13.0 ppg).

- Overall, UW allowed its opponents to score on just 20.7% of their possessions (31 of 150), the 3rd-best mark in the FBS last season. Only Georgia (13.5%) and Clemson (18.2%) allowed points on a lower percentage of their opponents' drives.

- Wisconsin led the country in fewest yards allowed per play at 4.10. Georgia ranked second at 4.15.

IT ALL STARTS UP FRONT

- Senior NT **Keeanu Benton** is in his fourth year as a starter. His 33 career starts are most on the Badgers. A second-team All-Big Ten selection a year ago, Benton was named to the preseason watch lists for both the Nagurski and Outland trophies. In his first three seasons, Benton accounted for 45 tackles, 9.0 tackles for loss and 4.5 sacks.

- Benton logged a key 4th-down QB take-down vs. Maryland in the 1st quarter to push his season total to 3.0 sacks. His 3.0 sacks are a single-season career high.

- Benton recorded a pair of sacks vs. Illinois. Benton's pair of takedowns were his first of the season and matched a single-game career high. Benton also recorded 2 sacks at Minnesota last season (11/27/21).

- Sophomore DE **James Thompson Jr.** has played in all 9 games this season, starting the last 4, and scooped up his first career fumble recovery in the win over Northwestern on Oct. 8.

MORE THAN AN OUTSIDE SHOT

- Playing outside linebacker at Wisconsin has become a ticket to the pros in recent years, with 5 Badgers OLBs having been selected over the last 6 NFL drafts:

- A first-round pick in 2017, **T.J. Watt** was named NFL Defensive Player of the Year after tying Michael Strahan's single-season sacks record. Former Pro Bowler **Joe Schobert** is in his first season in Denver. A third-round draft pick in 2017, **Vince Biegel** is currently with Baltimore. **Andrew Van Ginkel** has started 25 games for the Miami Dolphins over the last two seasons while third-round pick **Zack Baun** is in his third pro season in New Orleans.

- Junior **Nick Herbig** is making a case to be the next Badger in that pro pipeline. He has started 28 games in his Badger career, recording 33.0 tackles for loss and 18.0 sacks.

- Herbig pushed his total to 8.0 sacks with a pair vs. Maryland. Herbig has recorded a TFL in all but one game during 2022 and has sacks in 6 of 8 games played.

- Herbig was named second-team preseason All-America by the Associated Press. He was also named to the preseason watch lists for the Nagurski and Bednarik awards.

- Against Michigan State, senior OLB **C.J. Goetz** notched his first sack of the season to end the Spartans' opening drive. Goetz finished with 7 tackles.

- Goetz recorded his second sack of 2022 in Wisconsin's win over Maryland.

MEN IN THE MIDDLE

- Wisconsin's two leading tacklers from a year ago, senior **Jack Sanborn** (Chicago Bears) and junior **Leo Chenal** (Kansas City Chiefs) are both in the NFL. The pair earned first-team All-Big Ten honors a year ago with Chenal winning the Butkus-Fitzgerald Big Ten Linebacker of the Year award.

- Junior **Maema Njongmeta** and sophomore **Jordan Turner** have started side-by-side in 6 of 9 games this season. Njongmeta leads the team with 60 tackles and the duo has combined for 100 tackles, 7.5 tackles for loss and 2 interceptions.

- Njongmeta (4) and Turner (6) had a combined 10 career tackles entering this season.

- Njongmeta had a career-high 11 tackles at Michigan State and has recorded at least 8 tackles in 5 of 7 games this season.

- Turner snagged his first INT of the season and 3rd of his career in Wisconsin's win over Purdue.

- Sophomore Jake Chaney and junior Tatum Grass both earned their first career starts at Northwestern. The duo combined for 9 tackles.

- Grass made a career-high 9 tackles and recorded 0.5 TFL against Michigan State on Oct. 15.

- Chaney made his first career sack in Wisconsin's win over Purdue and finished with 1.5 TFLs.

DEFENSE TO OFFENSE

■ Since Jim Leonhard became defensive coordinator in 2017, the Badgers have produced 88 points on defense, including 14 TDs (11 interceptions, three fumble returns/recoveries) and two safeties.

■ After grabbing INTs vs. Purdue and against Michigan State, John Torchio ranks 1st in the Big Ten with 5 INTs this season, matching his total from the 2021 season.

■ Sophomore S **Hunter Wohler** returned to action vs. Maryland after missing time due to an injury sustained in the season opener. Wohler grabbed an INT, the first of his career.

■ Junior S **Kamo'i Latu** recorded his first career INT at Northwestern and ended up with a pair, recording two picks in the Badger win.

■ Wisconsin has intercepted a pass in 13 of its last 15 games dating back to last season.

■ The Badgers own a 0.67 turnover margin in 2022, which ranks 3rd in the Big Ten. The last time Wisconsin finished a season with a turnover margin better than 0.67 was in 2016 when the Badgers finished +0.86.

■ The Badgers have been aided by turnovers in wins, posting a 2.0 per game turnover margin in 5 wins this season. The 2.0 margin ranks 5th in the country among teams with 4+ wins.

BRAELON'S BREAKOUT

■ The MVP of Wisconsin's Las Vegas Bowl win over Arizona State and a freshman All-American, RB **Braelon Allen** ran for 1,268 yards as a rookie. He became the 19th player in school history to rush for 1,000 yards in a season and joined Ron Dayne (1996), James White (2010) and Jonathan Taylor (2017) as the only players to do so as true freshmen.

■ Allen averaged 6.82 yards per attempt — best among FBS players with at least 150 carries.

■ Allen carried the ball 12 times for 49 yards over the Badgers' first 4 games. In his last 9 games he totaled 1,219 yards (135.4 ypg.) on 174 carries. He went over the 100-yard mark in 8 of those 9 contests.

■ He carried 22 times for a career-high 228 yards and 3 touchdowns vs. Nebraska on Nov. 20, scoring the game-winning TD on a 53-yard run with 3:50 left in the game.

■ The first UW freshman with 7 consecutive 100-yard games, Allen's 7-game streak was the longest at UW since **Jonathan Taylor** opened the 2018 season with 7 straight 100-yard games en route to winning the first of consecutive Doak Walker Awards:

CONSECUTIVE 100-YARD GAMES (UW)

Player	Consec. Games	Year
Brent Moss	11	1993
Melvin Gordon	10	2014
Ron Dayne	8	1998
Jonathan Taylor	7	2018
Braelon Allen	7	2021

■ Only Anthony Davis (10), Jonathan Taylor (10) and P.J. Hill (8) had more 100-yard games as a freshman than Allen:

100-YD RUSHING GAMES, FRESHMEN (UW)

Player	Games	Year
Anthony Davis	10	2001
Jonathan Taylor	10	2017
P.J. Hill	8	2006
Ron Dayne	7	1996
Braelon Allen	7	2021
James White	5	2010

■ A native of Fond du Lac, Allen joined 1954 Heisman Trophy winner Alan Ameche (Kenosha) as Wisconsin natives to post 100-yard efforts as UW true freshmen. Ameche did so in 4 games as a freshman in 1951.

■ Allen topped the 100-yard mark in 6 consecutive Big Ten games, putting him in elite company among some of UW's all-time greats:

CONSECUTIVE 100-YD BIG TEN GAMES (UW)

Player	Consec. Big Ten Games	Year
Brent Moss	8	1993
Melvin Gordon	8	2014
Ron Dayne	6	1998
Anthony Davis	6	2001
P.J. Hill	6	2006
Braelon Allen	6	2021

ISAAC'S IMPACT

■ Senior RB **Isaac Guerendo** had a career day vs. Maryland, running for 115 yards and a score on 12 carries.

■ Guerendo broke an 89-yard TD run, the longest of his career. Wisconsin now has 2 separate players with 85+ yard runs in the same season for the first time in program history.

■ Guerendo's 5 rushing TDs in 2022 are a career-high. Guerendo has recorded 3 of his 4 70+ yard games in 2022.

■ Guerendo ran 7 times for 72 yards in Wisconsin's win over Purdue. Guerendo broke a 52-yard run in the 3rd quarter to extend the Badger lead to 35-10. Including his 82-yard TD run against Eastern Michigan in 2021 and his 89-yard TD last week, Guerendo now has 3 runs of 50+ yards in his career.

■ Guerendo has averaged 25.2 yards per kick-off return this season, through 16 attempts. Guerendo's 6 returns of 30+ yards lead the Big Ten and rank 4th in the nation.

COACHING CONNECTIONS

■ In interim head coach **Jim Leonhard** and assistant coaches **Ross Kolodziej**, and **Al Johnson**, UW has 3 alums among its 10 full-time coaches.

■ A total of 11 current FBS head coaches either previously coached (9) or played (3) at Wisconsin. Leonhard fits both categories, having played for the Badgers from 2001-04 and joining the staff in 2016. Here is that list:

FBS HEAD COACHES WITH WISCONSIN TIES

Coach, School	Years at UW
Dave Aranda, Baylor	2013-15
Bret Bielema, Illinois	2004-12
Craig Bohl, Wyoming	1987-88
Jim Leonhard, Wisconsin	2016-present

RANKING THE BADGERS

■ The Badgers rank among the Big Ten's best in a handful of individual categories

PASSING TOUCHDOWNS

1. CJ Stroud, Ohio State	29
2. Graham Mertz, Wisconsin	17
3. Sean Clifford, Penn State	16

PASS EFFICIENCY RATING

1. CJ Stroud, Ohio State	185.85
2. JJ McCarthy, Michigan	158.3
3. Graham Mertz, Wisconsin	151.2

YARDS PER RECEPTION

1. Julian Fleming, Ohio State	18.1
2. Skyler Bell, Wisconsin	16.7
3. Emeka Egbuka, Ohio State	16.2
4. Sean Ryan, Rutgers	16.2
5. Chimere Dike, Wisconsin	15.9

RUSHING YARDS

1. Chase Brown, Illinois	1344
2. Blake Corum, Michigan	1187
3. Mohamed Ibrahim, Minnesota	1083
3. Braelon Allen, Wisconsin	989

RUSHING TDS

1. Blake Corum, Michigan	16
2. Mohamed Ibrahim, Minnesota	15
3. Miyan Williams, OSU	12
4. Braelon Allen, Wisconsin	10

SACKS

1. Nick Herbig, Wisconsin	8.0
2. Mike Morris, Michigan	7.0
3. Jer'Zahn Newton, Illinois	5.5

TACKLES FOR LOSS

1. Nick Herbig, Wisconsin	12.5
2. Jer'Zahn Newton, Illinois	12.0
3. Mike Morris, Michigan	10.5

INTERCEPTIONS

1. John Torchio, Wisconsin	5
2. Kendall Smith, Illinois	4
Sydney Brown, Illinois	4

Dave Doeren, NC State	2006-10
Thomas Hammock, Northern Illinois	2011-13
Lance Leipold, Kansas	1991-93
Sean Lewis, Kent State	*2006-07
Jay Norvell, Colorado State	1992-94
Mel Tucker, Michigan State	*1990-92, 94
Justin Wilcox, Cal	2016

* Years lettered as a player

■ Five of those coaches previously served as defensive coordinator at Wisconsin: Leonhard (2017-22), Bret Bielema (2004-05), Dave Doeren (2006-10), Dave Aranda (2013-15), Justin Wilcox (2016).

THAT'S O-LINE U TO YOU

■ After five seasons as Wisconsin's inside linebackers coach, **Bob Bostad** returns to his roots to mentor UW's offensive line in 2022. This is his second stint with the program he helped reach unprecedented offensive success during a six-year run that saw the Badgers claim a pair of Big Ten championships.

■ For Bostad, coaching the Badgers' offensive line marks a return to the role that saw him help Wisconsin build the most explosive offenses in school history while churning out an impressive list of pro linemen. Bostad previously served as UW's offensive line coach for four seasons (2008-11), developing nine players who went on to become NFL draft picks, including three first-round selections in Gabe Carimi (2010 Outland Trophy winner), Kevin Zeitler and Travis Frederick. In addition, eight of Bostad's pupils would go on to be named first-team All-America.

■ The Badgers return three starters from last year's line in senior LG **Tyler Beach**, junior C **Joe Tippmann** and sophomore LT **Jack Nelson**.

■ Beach is the most experienced of the linemen with 28 career starts. A third-team All-Big Ten choice last season at left tackle, Beach has made the move inside after playing tackle his first four seasons.

■ Tippmann has been named to both the Outland Trophy and Rimington Award watch lists. He was an honorable mention All-Big Ten selection in 2021, starting 10 games in the middle.

■ Nelson moved outside to tackle after starting all 13 games at right guard and earning honorable mention All-Big Ten honors in his debut season.

■ Last year, 7 former Badgers played in the NFL, with six of them starting at least 8 games: **Tyler Biadasz** (Dallas), **Michael Deiter** (Miami), **David Edwards** (LA Rams), **Rob Havenstein** (LA Rams), **Ryan Ramczyk** (New Orleans) and **Kevin Zeitler** (Baltimore).

■ UW has used 7 different starting lineups along the offensive line in its first 9 games. Junior C **Joe Tippmann** is the lone O-lineman to start every game this season.

GETTING HIS KICKS

■ Senior P **Andy Vujnovich** attempted his 100th career punt vs. Illinois to qualify as the Wisconsin career leader for punting average (44.2). Vujnovich moved ahead of previous program leader Kevin Stemke (1997-2000).

■ Vujnovich pinned Purdue inside the 20 4 times in Wisconsin's win, a career-high. Vujnovich has totaled 12 punts inside the 20 through 8 games and has done so in all but one contest.

■ Last season, Vujnovich set the school record for punting average with a 46.4 mark. In 2022, he owns a 43.7 average.

■ Vujnovich is a two-time member of Bruce Feldman's annual College Football 'Freaks' list. Checking in at No. 80 this year (moving up from No. 87 a year ago), he earned his way on the list because "he has vertical-jumped 35 inches; has a pro agility time quicker than most top defensive backs (4.00 seconds); benched around 400 pounds; and of course, because he can do the Turkish Get-up and make it look easy."

OCTOBER OFFENSE

■ In the month of October, Wisconsin WR **Chimere Dike** ranked T-7th in the Big Ten in catches (22) and 5th in yards (342). Dike's 5 receiving TDs lead the Big Ten and rank T-4th in the nation.

■ Since 2010, Dike is one of 14 Big Ten players to collect 5+ receiving TDs in the month of October.

■ QB Graham Mertz tossed 10 TDs and only 3 INTs in October. His 10 passing TDs are the most for a Badger QB in October since John Stocco threw for 11 scores when the Badgers went 4-1 in October 2005.

WELCOME TO MADISON

■ The Badgers welcome 6 transfers who appear in the Week 9 two-deep:

- K **Vito Calvaruso** (Arkansas)
- CB **Justin Clark** (Toledo)
- CB **Cedrick Dort** (Kentucky)
- S **Kamo'i Latu** (Utah)
- WR **Keontez Lewis** (UCLA)
- CB **Jay Shaw** (UCLA)

■ All six have seen action, with Shaw starting all 9 games at CB and Latu starting the last 8 games.

■ Redshirt freshman WR **Skyler Bell**, junior TE **Clay Cundiff**, redshirt freshman CB **Ricardo Hallman**, junior DE **Rodas Johnson**, redshirt freshman RT **Riley Mahlman**, junior ILB **Maema Njongmeta**, senior CB **Jay Shaw**, sophomore ILB **Jordan Turner** and sophomore FS **Hunter Wohler** all started their first games as Badgers in the opener.

■ Additionally, freshman WR **Vinny Anthony**, redshirt freshman FB **Jackson Acker**, senior CB **Cedrick Dort**, junior OL **Logan Brown**, junior DE **Rodas Johnson**, sophomore CB **Max Lofy**, junior LB **Tatum Grass**, sophomore LB **Jake Chaney**, senior TE **Jack Eschenbach**, sophomore OL **Trey Wedig** and sophomore DL **James Thompson Jr.** have all started their first games as Badgers this season.

GIVE IT UP FOR THE GRADS

■ The Badgers' roster includes 8 players who have graduated and currently are pursuing master's degrees. The list (including each player's undergraduate major) is below:

- **Tyler Beach** — International Studies
- **John Torchio** — Real Estate
- **Cedrick Dort** — Community and Leadership Development (Kentucky)
- **Justin Clark** — Marketing (Toledo)
- **Michael Furtney** — Real Estate
- **Jack Eschenbach** — Economics
- **Spencer Lytle** — Real Estate
- **Jay Shaw** — African American Studies (UCLA)

EVERYONE GOES PRO

■ Over the last 6 years, the Badgers have seen 47 players selected in the NFL draft or signed as undrafted free agents, but those who go on to play pro football are far from the only UW products to find professional opportunities right out of school:

■ Over the previous 5 academic years (2016-17 to 2020-21), 99% (104 of 105) of the UW football program's graduates have secured a meaningful career opportunity within 4 months of graduation.

■ Beyond football, UW Athletics saw 100% of its 122 graduating student-athletes in 2020-21 achieve a meaningful outcome (60% employed full-time, 31% pursuing graduate programs, 9% employed part-time or as part of internship or volunteer experience).

THE MATCHUP: IOWA



Illinois State
Sept. 3
6 p.m.
FS1



Wash. St.
Sept. 10
2:30 p.m.
FOX



NM State
Sept. 17
2:30 p.m.
BTN



at Ohio State
Sept. 24
6:30 p.m.
ABC



Illinois
Oct. 1
11 a.m.
BTN



at N'western
Oct. 8
2:30 p.m.
BTN



at Michigan St.
Oct. 15
3 p.m.
FOX



Purdue
Oct. 22
2:30 p.m.
ESPN



Maryland
Nov. 5
11 a.m.
BTN



Iowa
Nov. 12
2:30 p.m.
FS1



at Nebraska
Nov. 19
TBD



Minnesota
Nov. 26
TBD



Big Ten Champ
Dec. 3
7 p.m.
FOX

SERIES HISTORY

- Overall: Wisconsin leads, 49-44-2
- In Iowa City: Iowa leads, 25-20-1

MOST RECENT MEETINGS

Year	Rankings	Result	Score	Location
1964	-/-	W	31-21	Madison
1965	-/-	W	16-13	Madison
1966	-/-	W	7-0	Iowa City
1967	-/-	T	21-21	Madison
1968	-/-	L	0-41	Iowa City
1969	-/-	W	23-17	Madison
1970	-/-	L	14-24	Iowa City
1971	-/-	L	16-20	Iowa City
1972	-/-	W	16-14	Madison
1973	-/-	W	35-7	Madison
1974	-/-	W	28-15	Iowa City
1975	-/-	L	28-45	Iowa City
1976	-/-	W	38-21	Madison
1977	-/-	L	8-24	Madison
1978	-/-	L	24-38	Iowa City
1979	-/-	L	13-24	Madison
1980	-/-	L	13-22	Iowa City
1981	-/-	L	7-17	Madison
1982	-/-	L	14-28	Iowa City
1983	-/15	L	14-34	Madison
1984	-/17	T	10-10	Iowa City
1985	-/1	L	13-23	Madison
1986	-/10	L	6-17	Iowa City
1987	-/-	L	10-31	Madison
1988	-/-	L	6-31	Iowa City
1989	-/-	L	24-31	Madison
1990	-/25	L	10-30	Iowa City
1991	-/-	L	6-10	Madison
1992	-/-	L	22-23	Iowa City
1995	-/-	L	20-33	Madison
1996	-/-	L	0-31	Iowa City
1997	-/12	W	13-10	Madison
1998	9/-	W	31-0	Iowa City
1999	9/-	W	41-3	Madison
2000	-/-	W	13-7	Iowa City
2001	-/-	W	34-28	Madison
2002	-/9	L	3-20	Iowa City
2003	-/17	L	21-27	Madison
2004	9/17	L	7-30	Iowa City
2005	19/-	L	10-20	Madison
2006	16/-	W	24-21	Iowa City
2007	9/-	W	17-13	Madison
2008	-/-	L	16-38	Iowa City
2009	-/11	L	10-20	Madison
2010	10/13	W	31-30	Iowa City
2013	22/-	W	28-9	Iowa City
2014	14/-	W	26-24	Iowa City
2015	19/-	L	6-10	Madison
2016	10/-	W	17-9	Iowa City
2017	6/25	W	38-14	Madison
2018	18/-	W	28-17	Iowa City
2019	16/18	W	24-22	Madison
2020	25/19	L	7-28	Iowa City
2021	-/9	W	27-7	Madison

SERIES HISTORY

- Wisconsin has claimed 8 of its last 10 meetings with Iowa, including 5 of the last 6 in Iowa City.
- Wisconsin holds a 10-6 lead in the series since the Heartland Trophy debuted in 2004.
- Dating to the 2010 season, Wisconsin has won 25 of its last 29 games with a traveling trophy on the line vs. Iowa (Heartland Trophy), Minnesota (Paul Bunyan's Axe) and Nebraska (Freedom Trophy).
- With 95 all-time meetings, Iowa is Wisconsin's third most-played rival. The Badgers have faced Minnesota 131 times — the most played rivalry of any FBS teams — and Northwestern 104 times.
- UW is 15-8 against Iowa since breaking an 18-game winless streak against the Hawkeyes in 1997. From 1977 to '96, Wisconsin was 0-17-1 against Iowa.

WISCONSIN-IOWA CONNECTIONS

- Recently-retired UW Director of Athletics **Barry Alvarez** began his college coaching career as linebackers coach at Iowa from 1979-86 under head coach Hayden Fry, who hired Alvarez after he led Mason City High School to the Iowa Class 4A state title in 1978.
- Alvarez and Iowa head coach **Kirk Ferentz** worked together as assistants under Fry from 1981-86.
- Wisconsin junior OLB **C.J. Goetz** and Iowa senior WR **Max Cooper** were prep teammates at Catholic Memorial High School in Waukesha, Wis.
- Badger sophomore S **Hunter Wohler** played high school ball with Iowa junior K **Lucas Amaya** at Neenah High School
- Wisconsin sophomore K **Jack Van Dyke** and Iowa freshman LS **Luke Elkin** were teammates at Neenah (Wis.) High School
- Wisconsin freshman QB **Myles Burkett** played with Iowa freshman WR **Reese Osgood** and junior FB **Johnny Plewa** at Franklin High School
- Wisconsin redshirt freshman OLB **TJ Bollers** is the lone Iowa native on the Wisconsin roster. Bollers attended Clear Creek Amana and is from Tiffin, Iowa.
- Wisconsin senior OLB **Marty Strey** attended Sun Prairie High School with Iowa freshman TE **Addison Ostrenga**.

STATISTICAL MATCHUP

Category	WIS	FBS	Big Ten	IOWA	FBS	Big Ten
Scoring Offense	30.8	53rd	5th	17.2	125th	13th
Total Offense	386.0	74th	9th	262.8	129th	14th
Rushing Offense	183.3	43rd	5th	103.6	118th	12th
Passing Offense	202.7	101st	11th	159.2	120th	13th
Passing Efficiency	154.5	24th	2nd	107.5	122nd	12th
Time of Possession	30:24	53rd	7th	28:23	99th	11th
Scoring Defense	20.6	24th	6th	14.3	5th	4th
Total Defense	325.8	23rd	7th	264.4	3rd	3rd
Rushing Defense	113.8	22nd	6th	92.8	8th	3rd
Passing Defense	212.0	41st	8th	171.7	10th	5th
Passing Efficiency Def.	121.93	33rd	8th	106.14	5th	3rd
QB Sacks	2.11	72nd	9th	2.67	28th	3rd
Tackles for Loss	5.7	69th	7th	6.3	41st	4th
Net Punting	39.77	44th	9th	41.32	22nd	6th
Punt Returns	4.12	122nd	13th	7.95	62nd	6th
Kickoff Returns	22.85	17th	3rd	22.41	23rd	4th
Turnover Margin	+0.67	26th	3rd	+0.33	42nd	7th



INTERIM HEAD COACH JIM LEONHARD

After six years as the Wisconsin defensive coordinator, Jim Leonhard stepped into the role of interim head coach on Oct. 2, 2022. Leonhard, a 2015 inductee to the UW Athletic Hall of Fame, is the 31st head coach in Wisconsin football history.

Following his retirement from a 10-year career in the NFL, Leonhard joined the Badgers' staff as defensive backs coach in 2016. He became defensive coordinator less than a year later and went on to be named a finalist for the Broyles Award, presented to the nation's top assistant coach, in his first season running UW's defense.

In Leonhard's five seasons as defensive coordinator, UW has ranked among the nation's top five in total defense and top 10 in scoring defense four times. During that time, the Badgers rank third in scoring defense (17.3 points per game), first in total yards allowed (284.8 yards per game), first in pass efficiency defense (110.5), third in rushing defense (103.4 ypg) and first in opponents' third down conversions (30.5%). Wisconsin has forced 112 turnovers over that span, tied for fourth-most among Power Five Conference teams.

Last year the Badgers reached a new level of dominance on defense. UW allowed just 239.1 yards per game, the third-best mark in school history and the lowest total at UW since 1954. That was the fewest yards allowed by an FBS team since 2011.

Led by Big Ten Linebacker of the Year Leo Chenail, Wisconsin set a school record by allowing just 64.8 yards per game on the ground, becoming just the second FBS team since 2008 to allow fewer than 70.0 yards rushing per game over an entire season. UW allowed just 2.12 yards per carry in 2021, tops in the country and best by an FBS defense since 2016.

A product of tiny Tony, Wisconsin, Leonhard arrived on campus in 2001 as an unheralded, 5-foot-8 walk-on and left four years later as a three-time first-team All-American. He played in every game of his four-year career, including each of the last 39 as a starting safety, en route to becoming one of the best defensive players in school history.

He matched UW's school record with 21 career interceptions, the fourth-most in Big Ten history, and finished with 50 passes defended — 25 of which came during his breakout sophomore season in 2002. His nation-leading 11 interceptions that year tied the Big Ten's single-season record.

He finished his career with 21 interceptions, tying Jamar Fletcher's school record. He also broke the Big Ten record with 1,347 career punt return yards. Leonhard excelled in the classroom, as well. A two-time CoSIDA Academic All-American, he also was a finalist for the William V. Campbell Trophy, the prestigious National Football Foundation award referred to as the "Academic Heisman."

Though he went undrafted, Leonhard put together a 10-year NFL career with Buffalo, Baltimore, the New York Jets, Denver, New Orleans and Cleveland. He played in 142 games as a pro, starting 73 of them. He made 14 career interceptions and averaged 9.2 yards per punt return.

Leonhard got his big break in 2008 after signing with the Ravens. He started 16 of Baltimore's final 17 games, including all three in the playoffs. He signed with the New York Jets the following season and started 40 games over the next three seasons. He then played for the Denver Broncos in 2012 and the Bills again in 2013 before retiring following the 2014 season with the Cleveland Browns.

THE LEONHARD FILE

- Career Record (1st Season): 3-1 (.750)
- Record at Wisconsin (1st Season): 3-1 (.750)
- Big Ten Record (1st Season): 3-1 (.750)
- Bowl Record: 0-0 (.000)
- Hometown: Tony, Wis.
- Alma Mater: Wisconsin, 2006 (Education)
- Playing Experience: Safety (Wisconsin, 2001-04)
- Family: Wife Katie, sons Reese, Graham and Pierce

LEONHARD'S COACHING CAREER

Year	School	Position
2016	Wisconsin	Defensive Backs
2017-20	Wisconsin	Defensive Coord./DBs
2021-22	Wisconsin	Def. Coord./Safeties
2022	Wisconsin	Interim Head Coach



PLAYING CAREER AS A BADGER

■ Leonhard in every game during his four-year career, including 39 start and started every game his last three seasons.

■ His 21 interceptions are tied with Jamar Fletcher for most all-time at UW and are tied for fourth-most in Big Ten history. Leonhard's 50 passes defended rank fourth in school history.

■ Leonhard is the Big Ten's career leader in punt return yardage with 1,347. Leonhard's 105 punt return attempts are a school record and the third-most in league history. He's only the fourth player in school history with three career punt returns for touchdowns.

■ Named team captain in both 2003 and 2004 and was a finalist for the inaugural Ronnie Lott Trophy during his senior season. Leonhard was named a first-team All American by Pro Football Weekly.

■ The former walk-on earned the Wisconsin Special Teams Player of the Year honors twice and scored 3 career punt return TDs.

■ Leonhard led the nation and tied a Big Ten record with 11 interceptions in 2002.

Year	Games	Tackles	Solo	BrUps	INTs	P Ret	Yds	Avg	TD
2001	12	12	5	0	0	0	0	0	0
2002	14	99	70	14	11	36	434	12.1	1
2003	13	98	63	5	7	34	470	13.8	2
2004	12	72	44	10	3	35	443	12.7	0
Career	51	281	182	29	21	105	1,347	12.8	3



QUICK FACTS

- **Built:** 1917
- **Original cost:** \$32,100
- **Original capacity:** 10,000
- **Current capacity:** 80,321
- **Wisconsin football record:** 370-197-23 (.647)
- **First game:** Oct. 6, 1917 (Wisconsin 34, Beloit 0)
- **Dedication game:** Nov. 3, 1917 (Wisconsin 10, Minnesota 7)
- **First televised game:** Oct. 9, 1954 (No. 3 Wisconsin 13, No. 11 Rice 7)
- **First night game:** Oct. 4, 1986 (No. 4 Michigan 43, Wisconsin 17)
- **Largest attendance:** 83,184 (vs. Iowa, Nov. 12, 2005)

19

A total of 19 Heisman Trophy winners have played in Camp Randall Stadium, including two Badgers: Alan Ameche and Ron Dayne.

26

Wisconsin defeated in-state rival Marquette 26 times at Camp Randall Stadium, the most wins at Camp Randall against a single opponent.

7

There have been seven major concerts at Camp Randall Stadium (Pink Floyd — 1988 and 1994; U2 — 1992 and 1997; Genesis — 1992; The Rolling Stones — 1994 and 1997).

CAMP RANDALL STADIUM

One of college football's finest facilities, Camp Randall Stadium just keeps getting better and better with age. Originally opened in 1917, the venerable venue celebrated its centennial in 2017. What now stands as the oldest stadium in the Big Ten, Camp Randall was originally used as a Civil War training site. This hallowed ground has seen many upgrades since officially becoming the home of the Badgers in 1895. During the Civil War, nearly 70,000 soldiers trained at Camp Randall, which also included a hospital and a prison for Confederate soldiers on its grounds. Named for Alexander Randall, the state of Wisconsin's first wartime governor, the Camp Randall land was returned to state fair property after peace was restored. The fair later moved to Milwaukee, and Wisconsin's Civil War veterans urged the legislature to purchase the land. In 1893, the state presented the site to the university as a memorial athletic field.

Since then, Camp Randall Stadium has grown from a small venue with wooden bleachers to one of the largest stadiums in the Big Ten with a capacity of 75,822.

- One of the nation's most historic college football venues, Camp Randall Stadium also happens to be one of the intimidating for opposing teams, and Wisconsin has made the most of the home-field advantage that the raucous atmosphere provides.
- Though it has only been a tradition at Camp Randall Stadium since 1998, "Jump Around" is now a defining part of UW game day. Between the third and fourth quarters, "Jump Around" by House of Pain is played and the 80,000-plus fans delight in doing as the tune instructs. "Jump Around" was crowned the winner of *Sports Illustrated's* "Greatest College Football Traditions" bracket in 2012 and was named the nation's best tradition in votes contested by SiriusXM College Sports Nation in 2014 and 2015.
- Opened in 1917, Camp Randall is the fourth-oldest stadium in the FBS. The only older on-campus facilities are: Georgia Tech (1913), Mississippi State (1914) and Cincinnati (1916).
- The Camp Randall grounds were used as a Civil War training site. It also held Confederate soldiers, many of whom died and were laid to rest on the west side of Madison. The area known as "soldiers rest" is the northernmost Confederate cemetery in the United States.
- Camp Randall Stadium served as a living quarters for students and military personnel during the 1940s. Dormitories were built underneath the east side stands. Approximately 150 men lived there.

OLDEST STADIUMS

■ Camp Randall is among the oldest facilities in the FBS:	
1. Georgia Tech	1913
2. Mississippi State	1914
3. Cincinnati	1916
4. Wisconsin	1917
5. Oklahoma State	1920

CAPACITIES

■ Camp Randall seating capacities through the years:	
▪ 1917	10,000
▪ 1921	14,000
▪ 1925	29,783
▪ 1926	38,293
▪ 1932	32,700
▪ 1937	36,000
▪ 1940	45,000
▪ 1951	51,000
▪ 1955	52,788
▪ 1958	63,435
▪ 1966	77,280
▪ 1986	77,280
▪ 1987	76,293
▪ 1991	77,745
▪ 1998	76,129
▪ 2001	76,634
▪ 2005	80,321
▪ 2022	75,822

ROSTER

ALPHABETICAL

No.	Name	Pos.	Ht.	Wt.	Yr./El.	Hometown (High School/Last School)
34	Acker, Jackson	FB	6-1	238	So./Fr.	Madison, Wis. (Verona)
0	Allen, Braelon*	RB	6-2	235	So./So.	Fond du Lac, Wis. (Fond du Lac)
27	Anderson, Haakon	WR	6-1	209	Jr./So.	Verona, Wis. (Verona)
86	Anthony, Vinny	WR	6-0	171	Fr./Fr.	Louisville, Ky. (Male)
18	Arnett, Owen	S	5-11	212	So./Fr.	Delafield, Wis. (Arrowhead)
30	Ashford III, Al	CB	6-0	181	So./Fr.	Denver, Colo. (Cherry Creek)
61	Barrett, Dylan	OL	6-5	320	Jr./So.	St. Charles, Ill. (East)
68	Barten, Ben	DE	6-5	300	Jr./So.	Stratford, Wis. (Stratford)
65	Beach, Tyler****	OL	6-6	317	6th/Sr.^	Grafton, Wis. (Port Washington)
11	Bell, Skyler	WR	6-0	190	So./Fr.	Bronx, N.Y. (The Taft School)
95	Benton, Keeanu***	NT	6-4	315	Sr./Sr.	Janesville, Wis. (Craig)
67	Benzschawel, JP	OL	6-6	302	So./Fr.	Grafton, Wis. (Grafton)
26	Blaylock, Travian**	S	5-11	198	5th/Sr.	Humble, Texas (Atascocita)
3	Bollers, T.J.	OLB	6-2	251	So./Fr.	Tiffin, Iowa (Clear Creek Amana)
63	Bortolini, Tanor**	OL	6-4	313	Jr./So.	Kewaunee, Wis. (Kewaunee)
43	Bortolotti, Grover	RB	5-9	192	So./Fr.	Whitefish Bay, Wis. (Whitefish Bay)
47	Bowden, Peter*	LS	6-2	233	Sr./Jr.	San Diego, Calif. (Francis Parker)
84	Brooks Jr., Chris	WR	6-2	215	Fr./Fr.	St. Louis, Mo. (St. Louis University HS)
9	Brown, Austin	S	6-1	204	Fr./Fr.	Johnston City, Ill. (Johnston City)
56	Brunner, Joe	OL	6-5	317	Fr./Fr.	Whitefish Bay, Wis. (Whitefish Bay)
76	Brunner, Tommy	DE	6-3	260	Sr./Jr.	Milwaukee, Wis. (Whitefish Bay/Northern Illinois)
16	Burkett, Myles	QB	6-0	204	Fr./Fr.	Franklin, Wis. (Franklin)
91	Calvaruso, Vito	K	6-3	200	Jr./Jr.	Jefferson City, Mo. (Helias Catholic/Arkansas)
37	Carey, Bryce	S	6-1	198	Sr./Jr.	Middleton, Wis. (Middleton/Northern Illinois)
36	Chaney, Jake*	ILB	5-11	229	So./So.	Cape Coral, Fla. (Lehigh)
21	Clark, Justin	CB	5-11	180	7th/Sr.^	Pontiac, Mich. (West Bloomfield/Toledo)
76	Clifford, John	OL	6-5	273	Fr./Fr.	Watertown, Wis. (Watertown)
85	Cundiff, Clay*	TE	6-3	236	Sr./Jr.	Wichita, Kan. (Bishop Carroll)
48	Dakovich, Cole	TE	6-5	250	Jr./So.	Waukesha, Wis. (Catholic Memorial)
32	Davis, Julius	RB	5-10	201	Sr./Jr.	Menomonee Falls, Wis. (Menomonee Falls)
31	DiBenedetto, Jordan	WR	6-0	200	5th/Sr.	Stoughton, Wis. (Stoughton)
13	Dike, Chimere**	WR	6-1	195	Jr./Jr.	Waukesha, Wis. (North)
5	Dort Jr., Cedrick	CB	5-11	183	6th/Sr.^	Palm Beach Gardens, Fla. (Dwyer/Kentucky)
6	Engram, Dean**	WR	5-9	170	Sr./Jr.	Columbia, Md. (Gonzaga College HS)
82	Eschenbach, Jack**	TE	6-6	241	5th/Sr.	Downers Grove, Ill. (Benet Academy)
77	Evans, Drew	OL	6-4	275	Fr./Fr.	Fort Atkinson, Wis. (Fort Atkinson)
21	Fane, Cam	WR	6-1	176	Fr./Fr.	Arlington, Texas (Madison Edgewood (Wis.))
81	Franklin, Jaylan**	TE	6-4	243	5th/Sr.	Brownstown, Mich. (O.A. Carlson)
74	Furtney, Michael***	OL	6-5	315	5th/Sr.	Milan, Mich. (Milan)
53	Gengler, Ross	OLB	6-2	230	Jr./So.	Delavan, Wis. (Delavan-Darien)
44	Gloudeman, Zach	FB	6-2	218	Fr./Fr.	Spring Green, Wis. (River Valley)
98	Goetz, C.J.***	OLB	6-3	240	5th/Sr.	Muskego, Wis. (Catholic Memorial)
39	Grass, Tatum**	ILB	6-2	232	Sr./Jr.	Holmen, Wis. (Holmen)
28	Gregoire, Mike	WR	5-10	187	5th/Sr.	Green Bay, Wis. (Notre Dame Academy)
20	Guerendo, Isaac*	RB	6-0	223	5th/Sr.	Clayton, Ind. (Avon)
2	Hallman, Ricardo	CB	5-10	177	So./Fr.	Miami, Fla. (University School)
19	Herbig, Nick**	OLB	6-2	228	Jr./Jr.	Kauai, Hawaii (Saint Louis School)
12	Howe, Marshall	QB	6-1	187	Fr./Fr.	Pacific Palisades, Calif. (Avon Old Farms (Conn.))
38	Hutton, Lee	CB	5-10	176	Fr./Fr.	Minnetonka, Minn. (Hopkins)
34	Jarvis, Charlie	S	6-1	198	Fr./Fr.	Hartland, Wis. (Catholic Memorial)
97	Jarvis, Mike	DE	6-4	292	So./Fr.	Medford, N.J. (Shawnee)
52	Johnson, Kaden	OLB	6-2	230	Jr./So.	St. Paul, Minn. (Minnehaha Academy)
56	Johnson, Rodas*	DE	6-2	293	Sr./Jr.	Columbus, Ohio (St. Francis DeSales)
8	Jones, Avyonne	CB	5-11	187	Fr./Fr.	Southlake, Texas (Carroll)
58	Kirschke, Gabe	DL	6-5	234	Fr./Fr.	Lone Tree, Colo. (Valor Christian)
73	Kodanko, Kerry	OL	6-2	305	Jr./So.	Green Bay, Wis. (West DePere)
97	Lahm, Gavin	K	6-0	225	Fr./Fr.	Kaukauna, Wis. (Kaukauna)
49	Large, Cam	TE	6-3	235	Jr./So.	Pomfret, Conn. (Noble & Greenough)
57	Larson, Luna	ILB	6-2	216	Fr./Fr.	Baraboo, Wis. (Baraboo)
13	Latu, Kamo'i	S	6-0	195	Jr./Jr.	Honolulu, Hawaii (Saint Louis School/Utah)
3	Lewis, Keontez	WR	6-2	190	So./So.	East St. Louis, Ill. (East St. Louis/UCLA)
12	Lofy, Max	CB	5-10	189	Jr./So.	Colorado Springs, Colo. (Pine Creek)

NUMERICAL

No.	Name	Pos.
0	Braelon Allen	RB
1	Chez Mellusi	RB
1	Jay Shaw	CB
2	Ricardo Hallman	CB
2	Chase Wolf	QB
3	T.J. Bollers	OLB
3	Keontez Lewis	WR
4	A'Khouri Lyde	CB
5	Cedrick Dort Jr.	CB
5	Graham Mertz	QB
6	Dean Engram	WR
7	Spencer Lytle	ILB
8	Avyonne Jones	CB
9	Austin Brown	S
10	Stephan Bracey Jr.	WR
11	Skyler Bell	WR
11	Alexander Smith	CB
12	Max Lofy	CB
12	Marshall Howe	QB
13	Chimere Dike	WR
13	Kamo'i Latu	S
14	Preston Zachman	S
15	Tommy McIntosh	WR
15	John Torchio	S
16	Myles Burkett	QB
16	Cade Yacamelli	RB
17	Darryl Peterson	OLB
18	Owen Arnett	S
19	Nick Herbig	OLB
20	Isaac Guerendo	RB
20	Semar Melvin	CB
21	Justin Clark	CB
21	Cam Fane	WR
22	Jack Van Dyke	K
24	Cole Toennies	WR
24	Hunter Wohler	S
25	Jake Ratzlaff	ILB
26	Travian Blaylock	S
27	Haakon Anderson	WR
28	Mike Gregoire	WR
28	Gavin Meyers	P
29	Brady Schipper	RB
29	Nate Van Zelst	K
30	Al Ashford III	CB
30	Alex Moeller	WR
31	Jordan DiBenedetto	WR
31	Amaun Williams	CB
32	Julius Davis	RB
32	Marty Strey	OLB
34	Jackson Acker	RB
34	Charlie Jarvis	S
36	Jake Chaney	ILB
37	Bryce Carey	S
37	Riley Nowakowski	FB
38	Andy Vujnovich	P
38	Lee Hutton	CB
39	Tatum Grass	ILB
41	JT Seagreaves	TE
41	Titus Toler	S
43	Grover Bortolotti	RB
43	Jackson Trudgeon	S
44	Zach Gloudeman	FB
45	Garrison Solliday	ILB

No.	Name	Pos.	Ht.	Wt.	Yr./El.	Hometown (High School/Last School)	No.	Name	Pos.
4	Lyde, A'Khoury	CB	5-9	191	Fr./Fr.	Paterson, N.J. (DePaul Catholic)	46	Deven Magli	S
7	Lytle, Spencer	ILB	6-2	234	Sr./Jr.	Redondo Beach, Calif. (St. John Bosco)	47	Peter Bowden	LS
46	Magli, Deven	S	6-1	192	Fr./Fr.	DeForest, Wis. (DeForest)	48	Cole Dakovich	TE
71	Mahlman, Riley	OL	6-8	315	So./Fr.	Lakeville, Minn. (South)	49	Cam Large	TE
96	McDonald, Cade	DE	6-6	285	Jr./So.	Houlton, Wis. (Hudson)	50	Aidan Vaughan	ILB
15	McIntosh, Tommy	WR	6-5	204	Fr./Fr.	DeWitt, Mich. (DeWitt)	51	Bryan Sanborn	ILB
64	McKinley, Duncan	LS	6-2	224	Jr./So.	Eau Claire, Wis. (Memorial)	52	Kaden Johnson	OLB
1	Mellusi, Chez*	RB	5-11	210	Sr./Sr.	Naples, Fla. (Naples/Clemson)	53	Ross Gengler	OLB
20	Melvin, Semar*	CB	5-11	170	Sr./Jr.	Pembroke Pines, Fla. (St. Thomas Aquinas)	54	Jordan Turner	ILB
5	Mertz, Graham**	QB	6-3	216	Sr./Jr.	Overland Park, Kan. (Blue Valley North)	55	Maema Njongmeta	ILB
28	Meyers, Gavin	P	6-1	194	Jr./So.	Oshkosh, Wis. (Lourdes Academy)	56	Rodas Johnson	DE
30	Moeller, Alex	WR	5-11	177	So./Fr.	Arlington Heights, Ill. (Prospect)	56	Joe Brunner	OL
91	Monday, Tristan	DE	6-4	276	Fr./Fr.	Scottsdale, Ariz. (Saguaro)	57	Luna Larson	ILB
99	Mullens, Isaiah***	DE	6-4	303	5th/Sr.	Columbus, Ohio (Harvest Prep)	58	Gabe Kirschke	DL
92	Neal, Curt	NT	6-0	290	Fr./Fr.	Cornelius, N.C. (William A. Hough)	59	Aaron Witt	OLB
70	Nelson, Barrett	OL	6-6	277	Fr./Fr.	Stoughton, Wis. (Stoughton)	61	Dylan Barrett	OL
79	Nelson, Jack*	OL	6-7	310	Jr./So.	Stoughton, Wis. (Stoughton)	63	Tanor Bortolini	OL
55	Njongmeta, Maema	ILB	6-0	229	Sr./Jr.	Buffalo Grove, Ill. (Adlai E. Stevenson)	64	Duncan McKinley	LS
37	Nowakowski, Riley	FB	6-1	237	Jr./So.	Milwaukee, Wis. (Marquette University HS)	64	Sean Timmis	OL
94	Paez, Gio	NT	6-3	316	Sr./Jr.	Los Angeles, Calif. (William A. Hough (N.C.))	65	Tyler Beach	OL
17	Peterson, Darryl	OLB	6-1	244	So./Fr.	Akron, Ohio (Archbishop Hoban)	66	Nolan Rucci	OL
89	Pugh, Jack	TE	6-5	236	So./Fr.	Columbus, Ohio (Hilliard Bradley)	67	JP Benzschawel	OL
25	Ratzlaff, Jake	ILB	6-2	225	So./Fr.	Rosemount, Minn. (Rosemount)	68	Ben Barten	DE
87	Rucci, Hayden**	TE	6-4	256	Sr./Jr.	Lititz, Pa. (Warwick)	69	Zach Zei	LS
66	Rucci, Nolan	OL	6-8	297	So./Fr.	Lititz, Pa. (Warwick)	70	Barrett Nelson	OL
51	Sanborn, Bryan	ILB	6-1	232	So./Fr.	Deer Park, Ill. (Lake Zurich)	71	Riley Mahlman	OL
29	Schipper, Brady*	RB	5-11	202	5th/Sr.	Stoughton, Wis. (Stoughton)	73	Kerry Kodanko	OL
41	Seagreaves, JT	TE	6-6	224	Fr./Fr.	Monroe, Wis. (Monroe)	74	Michael Furtney	OL
1	Shaw, Jay	CB	5-11	187	6th/Sr.^	Corona, Calif. (Centennial/UCLA)	75	Joe Tippmann	OL
11	Smith, Alexander***	CB	5-11	183	5th/Sr.	Culver City, Calif. (Culver City)	76	Tommy Brunner	DE
45	Solliday, Garrison	ILB	5-11	240	So./Fr.	Eagan, Minn. (St. Thomas Academy)	76	John Clifford	OL
32	Strey, Marty	OLB	6-2	225	5th/Sr.	Sun Prairie, Wis. (Sun Prairie)	77	Drew Evans	OL
90	Thompson Jr., James*	DE	6-5	295	Jr./So.	Cincinnati, Ohio (Roger Bacon)	78	Trey Wedig	OL
64	Timmis, Sean	OL	6-4	305	Jr./So.	Shorewood, Wis. (Marquette University HS)	79	Jack Nelson	OL
75	Tippmann, Joe*	OL	6-6	317	Sr./Jr.	Fort Wayne, Ind. (Bishop Dwenger)	81	Jaylan Franklin	TE
24	Toennies, Cole	WR	6-2	186	Fr./Fr.	Middleton, Wis. (Middleton)	82	Jack Eschenbach	TE
41	Toler, Titus	S	5-11	195	Sr./Jr.	Long Beach, Calif. (St. John Bosco)	84	Chris Brooks Jr.	WR
15	Torchio, John**	S	6-1	211	5th/Sr.	Lafayette, Calif. (Campolindo)	85	Clay Cundiff	TE
93	Townsend, Isaac	DE	6-5	283	Sr./Jr.	Arvada, Colo. (Ralston Valley/Oregon)	86	Vinny Anthony	WR
43	Trudgeon, Jackson	S	6-1	175	Fr./Fr.	Fitchburg, Wis. (Madison Edgewood)	87	Hayden Rucci	TE
54	Turner, Jordan*	ILB	6-1	225	Jr./So.	Farmington, Mich. (Farmington)	89	Jack Pugh	TE
22	Van Dyke, Jack*	K	6-5	214	Jr./Jr.	Neenah, Wis. (Neenah)	90	James Thompson Jr.	DE
29	Van Zelst, Nate	K	5-11	184	So./Fr.	Glenview, Ill. (Loyola Academy)	91	Vito Calvaruso	K
50	Vaughan, Aidan	ILB	6-2	213	Fr./Fr.	Wixom, Mich. (Walled Lake Western)	91	Tristan Monday	DE
38	Vujnovich, Andy**	P	6-3	230	5th/Sr.^	Columbus, Wis. (Columbus/Dubuque)	92	Curt Neal	NT
78	Wedig, Trey*	OL	6-7	315	Jr./So.	Oconomowoc, Wis. (Kettle Moraine)	93	Isaac Townsend	DE
31	Williams, Amaun	CB	5-10	177	Jr./So.	Milwaukee, Wis. (Riverside)	94	Gio Paez	DE
59	Witt, Aaron	OLB	6-6	255	Jr./So.	Winona, Minn. (Winona)	95	Keeanu Benton	NT
24	Wohler, Hunter*	S	6-2	210	So./So.	Muskego, Wis. (Muskego)	96	Cade McDonald	DE
2	Wolf, Chase*	QB	6-1	195	5th/Sr.	Cincinnati, Ohio (Saint Xavier)	97	Mike Jarvis	DE
16	Yacamelli, Cade	RB	6-0	207	Fr./Fr.	Trafford, Penn. (Penn-Trafford)	97	Gavin Lahm	K
14	Zachman, Preston	S	6-1	208	Jr./So.	Elysburg, Pa. (Southern Columbia)	98	C.J. Goetz	OLB
69	Zei, Zach	LS	6-2	221	So./Fr.	Arlington Heights, Ill. (Prospect)	99	Isaiah Mullens	DE

* – Letters won ^ – Extra season of eligibility

PRONUNCIATIONS					
34	Jackson Acker	AKE-er	82	Jack Eschenbach	ESCH-en-bock
27	Haakon Anderson	HAWK-en	98	C.J. Goetz	("gets")
95	Keeanu Benton	key-AH-new	56	Rodas Johnson	RO-doss
26	Travian Blaylock	TRAY-vee-en	8	Avyonne Jones	AY-vee-on
3	T.J. Bollers	BOWL-ers	13	Kamo'i Latu	ka-MOY-ee
47	Peter Bowden	BOW-den (rhymes with "wow")	4	Keontez Lewis	kee-ON-tez
56	Joe Brunner	BRUH-ner	12	Max Lofy	LOW-fee
16	Myles Burkett	bur-KETT	4	A'Khoury Lyde	ah-CORR-ee
48	Cole Dakovich	DOCK-oh-vitch	7	Spencer Lytle	LYE-tull
13	Chimere Dike	CHIM-ray / DEE-kay	6	Chez Mellusi	mell-OOH-see
55	Maema Njongmeta	MOO-ma / jong-MET-ah	66	Nolan Rucci	ROO-chee
37	Riley Nowakowski	no-ah-COW-skee	32	Marty Strey	(rhymes with "eye")
87	Hayden Rucci	ROO-chee	15	John Torchio	TORCH-ee-oh
66	Nolan Rucci	ROO-chee	38	Andy Vujnovich	voo-NAH-vitch
78	Trey Wedig	WEH-dig	16	Cade Yacamelli	YOC-ah-mell-ee

ROSTER BREAKDOWN: OFFENSE

QUARTERBACKS

16	Burkett, Myles	QB	6-0	204	Fr./Fr.	Franklin, Wis. (Franklin)
12	Howe, Marshall	QB	6-1	187	Fr./Fr.	Pacific Palisades, Calif. (Avon Old Farms (Conn.))
5	Mertz, Graham**	QB	6-3	216	Sr./Jr.	Overland Park, Kan. (Blue Valley North)
2	Wolf, Chase*	QB	6-1	195	5th/Sr.	Cincinnati, Ohio (Saint Xavier)

RUNNING BACKS

0	Allen, Braelon*	RB	6-2	235	So./So.	Fond du Lac, Wis. (Fond du Lac)
43	Bortolotti, Grover	RB	5-9	192	So./Fr.	Whitefish Bay, Wis. (Whitefish Bay)
32	Davis, Julius	RB	5-10	201	Sr./Jr.	Menomonee Falls, Wis. (Menomonee Falls)
20	Guerendo, Isaac*	RB	6-0	223	5th/Sr.	Clayton, Ind. (Avon)
1	Mellusi, Chez*	RB	5-11	210	Sr./Sr.	Naples, Fla. (Naples/Clemson)
29	Schipper, Brady*	RB	5-11	202	5th/Sr.	Stoughton, Wis. (Stoughton)
16	Yacamelli, Cade	RB	6-0	207	Fr./Fr.	Trafford, Penn. (Penn-Trafford)

FULLBACKS

34	Acker, Jackson	FB	6-1	238	So./Fr.	Madison, Wis. (Verona)
44	Gloudeman, Zach	FB	6-2	218	Fr./Fr.	Spring Green, Wis. (River Valley)
37	Nowakowski, Riley	FB	6-1	237	Jr./So.	Milwaukee, Wis. (Marquette University HS)

TIGHT ENDS

85	Cundiff, Clay*	TE	6-3	236	Sr./Jr.	Wichita, Kan. (Bishop Carroll)
48	Dakovich, Cole	TE	6-5	250	Jr./So.	Waukesha, Wis. (Catholic Memorial)
82	Eschenbach, Jack**	TE	6-6	241	5th/Sr.	Downers Grove, Ill. (Benet Academy)
81	Franklin, Jaylan**	TE	6-4	243	5th/Sr.	Brownstown, Mich. (O.A. Carlson)
49	Large, Cam	TE	6-3	235	Jr./So.	Pomfret, Conn. (Noble & Greenough)
89	Pugh, Jack	TE	6-5	236	So./Fr.	Columbus, Ohio (Hilliard Bradley)
87	Rucci, Hayden**	TE	6-4	256	Sr./Jr.	Lititz, Pa. (Warwick)
41	Seagreaves, JT	TE	6-6	224	Fr./Fr.	Monroe, Wis. (Monroe)

WIDE RECEIVERS

86	Anderson, Haakon	WR	6-1	209	Jr./So.	Verona, Wis. (Verona)
22	Anthony, Vinny	WR	6-0	171	Fr./Fr.	Louisville, Ky. (Male)
11	Bell, Skyler	WR	6-0	190	So./Fr.	Bronx, N.Y. (The Taft School)
84	Brooks Jr., Chris	WR	6-2	215	Fr./Fr.	St. Louis, Mo. (St. Louis University HS)
31	DiBenedetto, Jordan	WR	6-0	200	5th/Sr.	Stoughton, Wis. (Stoughton)
13	Dike, Chimere**	WR	6-1	195	Jr./Jr.	Waukesha, Wis. (North)
6	Engram, Dean**	WR	5-9	170	Sr./Jr.	Columbia, Md. (Gonzaga College HS)
21	Fane, Cam	WR	6-1	176	Fr./Fr.	Arlington, Texas (Madison Edgewood (Wis.))
28	Gregoire, Mike	WR	5-10	187	5th/Sr.	Green Bay, Wis. (Notre Dame Academy)
3	Lewis, Keontez	WR	6-2	190	So./So.	East St. Louis, Ill. (East St. Louis/UCLA)
15	McIntosh, Tommy	WR	6-5	204	Fr./Fr.	DeWitt, Mich. (DeWitt)
30	Moeller, Alex	WR	5-11	177	So./Fr.	Arlington Heights, Ill. (Prospect)
26	O'Neill, Grady	WR	5-11	165	Fr./Fr.	St. Paul, Minn. (St. Thomas Academy)
24	Toennies, Cole	WR	6-2	186	Fr./Fr.	Middleton, Wis. (Middleton)

OFFENSIVE LINE

61	Barrett, Dylan	OL	6-5	320	Jr./So.	St. Charles, Ill. (East)
65	Beach, Tyler****	OL	6-6	317	6th/Sr.^	Grafton, Wis. (Port Washington)
67	Benzschawel, JP	OL	6-6	302	So./Fr.	Grafton, Wis. (Grafton)
63	Bortolini, Tanor**	OL	6-4	313	Jr./So.	Kewaunee, Wis. (Kewaunee)
56	Brunner, Joe	OL	6-5	317	Fr./Fr.	Whitefish Bay, Wis. (Whitefish Bay)
76	Clifford, John	OL	6-5	273	Fr./Fr.	Watertown, Wis. (Watertown)
77	Evans, Drew	OL	6-4	275	Fr./Fr.	Fort Atkinson, Wis. (Fort Atkinson)
74	Furtney, Michael***	OL	6-5	315	5th/Sr.	Milan, Mich. (Milan)
73	Kodanko, Kerry	OL	6-2	305	Jr./So.	Green Bay, Wis. (West DePere)
71	Mahlman, Riley	OL	6-8	315	So./Fr.	Lakeville, Minn. (South)
70	Nelson, Barrett	OL	6-6	277	Fr./Fr.	Stoughton, Wis. (Stoughton)
79	Nelson, Jack*	OL	6-7	310	Jr./So.	Stoughton, Wis. (Stoughton)
66	Rucci, Nolan	OL	6-8	297	So./Fr.	Lititz, Pa. (Warwick)
64	Timmis, Sean	OL	6-4	305	Jr./So.	Shorewood, Wis. (Marquette University HS)
75	Tippmann, Joe*	OL	6-6	317	Sr./Jr.	Fort Wayne, Ind. (Bishop Dwenger)
78	Wedig, Trey*	OL	6-7	315	Jr./So.	Oconomowoc, Wis. (Kettle Moraine)

RETURNING/LOST

STARTERS RETURNING (5)

QB	Graham Mertz
RB	Chez Mellusi
C	Joe Tippmann
RG	Jack Nelson
LT	Tyler Beach

STARTERS LOST (6)

TE	Jake Ferguson
RT	Logan Bruss
LG	Josh Seltzner
FB	John Chenal
WR	Danny Davis III
WR	Kendric Pryor

LETTERWINNERS RETURNING (18)

QB	Graham Mertz
QB	Chase Wolf
RB	Braelon Allen
RB	Isaac Guerendo
RB	Chez Mellusi
RB	Brady Schipper
WR	Chimere Dike
WR	Dean Engram
TE	Clay Cundiff
TE	Jack Eschenbach
TE	Jaylan Franklin
TE	Hayden Rucci
OL	Tyler Beach
OL	Tannor Bortolini
OL	Michael Furtney
OL	Jack Nelson
OL	Joe Tippmann
OL	Trey Wedig

LETTERWINNERS LOST (10)

QB	Danny Vanden Boom
FB	John Chenal
WR	Danny Davis III
WR	Jack Dunn
WR	Kendric Pryor
TE	Jake Ferguson
OL	Logan Bruss
OL	Cormac Sampson
OL	Josh Seltzner
OL	Blake Smithback

ROSTER BREAKDOWN: DEFENSE

DEFENSIVE LINE

68	Barten, Ben	DE	6-5	300	Jr./So.	Stratford, Wis. (Stratford)
76	Brunner, Tommy	DE	6-3	260	Sr./Jr.	Milwaukee, Wis. (Whitefish Bay/Northern Illinois)
97	Jarvis, Mike	DE	6-4	292	So./Fr.	Medford, N.J. (Shawnee)
56	Johnson, Rodas*	DE	6-2	293	Sr./Jr.	Columbus, Ohio (St. Francis DeSales)
96	McDonald, Cade	DE	6-6	285	Jr./So.	Houlton, Wis. (Hudson)
91	Monday, Tristan	DE	6-4	276	Fr./Fr.	Scottsdale, Ariz. (Saguaro)
99	Mullens, Isaiah***	DE	6-4	303	5th/Sr.	Columbus, Ohio (Harvest Prep)
90	Thompson Jr., James*	DE	6-5	295	Jr./So.	Cincinnati, Ohio (Roger Bacon)
93	Townsend, Isaac	DE	6-5	283	Sr./Jr.	Arvada, Colo. (Ralston Valley/Oregon)
58	Kirschke, Gabe	DL	6-5	234	Fr./Fr.	Lone Tree, Colo. (Valor Christian)
95	Benton, Keeanu***	NT	6-4	315	Sr./Sr.	Janesville, Wis. (Craig)
92	Neal, Curt	NT	6-0	290	Fr./Fr.	Cornelius, N.C. (William A. Hough)
94	Paez, Gio	NT	6-3	316	Sr./Jr.	Los Angeles, Calif. (William A. Hough (N.C.))

OUTSIDE LINEBACKERS

3	Bollers, T.J.	OLB	6-2	251	So./Fr.	Tiffin, Iowa (Clear Creek Amana)
53	Gengler, Ross	OLB	6-2	230	Jr./So.	Delavan, Wis. (Delavan-Darien)
98	Goetz, C.J.***	OLB	6-3	240	5th/Sr.	Muskego, Wis. (Catholic Memorial)
19	Herbig, Nick**	OLB	6-2	228	Jr./Jr.	Kauai, Hawaii (Saint Louis School)
52	Johnson, Kaden	OLB	6-2	230	Jr./So.	St. Paul, Minn. (Minnehaha Academy)
17	Peterson, Darryl	OLB	6-1	244	So./Fr.	Akron, Ohio (Archbishop Hoban)
32	Strey, Marty	OLB	6-2	225	5th/Sr.	Sun Prairie, Wis. (Sun Prairie)
59	Witt, Aaron	OLB	6-6	255	Jr./So.	Winona, Minn. (Winona)

INSIDE LINEBACKERS

36	Chaney, Jake*	ILB	5-11	229	So./So.	Cape Coral, Fla. (Lehigh)
39	Grass, Tatum**	ILB	6-2	232	Sr./Jr.	Holmen, Wis. (Holmen)
57	Larson, Luna	ILB	6-2	216	Fr./Fr.	Baraboo, Wis. (Baraboo)
7	Lytle, Spencer	ILB	6-2	234	Sr./Jr.	Redondo Beach, Calif. (St. John Bosco)
55	Njongmeta, Maema	ILB	6-0	229	Sr./Jr.	Buffalo Grove, Ill. (Adlai E. Stevenson)
25	Ratzlaff, Jake	ILB	6-2	225	So./Fr.	Rosemount, Minn. (Rosemount)
51	Sanborn, Bryan	ILB	6-1	232	So./Fr.	Deer Park, Ill. (Lake Zurich)
45	Solliday, Garrison	ILB	5-11	240	So./Fr.	Eagan, Minn. (St. Thomas Academy)
54	Turner, Jordan*	ILB	6-1	225	Jr./So.	Farmington, Mich. (Farmington)
50	Vaughan, Aidan	ILB	6-2	213	Fr./Fr.	Wixom, Mich. (Walled Lake Western)

CORNERBACKS

30	Ashford III, Al	CB	6-0	181	So./Fr.	Denver, Colo. (Cherry Creek)
21	Clark, Justin	CB	5-11	180	7th/Sr.^	Pontiac, Mich. (West Bloomfield/Toledo)
5	Dort Jr., Cedrick	CB	5-11	183	6th/Sr.^	Palm Beach Gardens, Fla. (Dwyer/Kentucky)
2	Hallman, Ricardo	CB	5-10	177	So./Fr.	Miami, Fla. (University School)
38	Hutton, Lee	CB	5-10	176	Fr./Fr.	Minnetonka, Minn. (Hopkins)
8	Jones, Avyonne	CB	5-11	187	Fr./Fr.	Southlake, Texas (Carroll)
12	Lofy, Max	CB	5-10	189	Jr./So.	Colorado Springs, Colo. (Pine Creek)
4	Lyde, A'Khoury	CB	5-9	191	Fr./Fr.	Paterson, N.J. (DePaul Catholic)
20	Melvin, Semar*	CB	5-11	170	Sr./Jr.	Pembroke Pines, Fla. (St. Thomas Aquinas)
1	Shaw, Jay	CB	5-11	187	6th/Sr.^	Corona, Calif. (Centennial/UCLA)
11	Smith, Alexander***	CB	5-11	183	5th/Sr.	Culver City, Calif. (Culver City)
31	Williams, Amaun	CB	5-10	177	Jr./So.	Milwaukee, Wis. (Riverside)

SAFETIES

18	Arnett, Owen	S	5-11	212	So./Fr.	Delafield, Wis. (Arrowhead)
26	Blaylock, Travian**	S	5-11	198	5th/Sr.	Humble, Texas (Atascocita)
9	Brown, Austin	S	6-1	204	Fr./Fr.	Johnston City, Ill. (Johnston City)
37	Carey, Bryce	S	6-1	198	Sr./Jr.	Middleton, Wis. (Middleton/Northern Illinois)
34	Jarvis, Charlie	S	6-1	198	Fr./Fr.	Hartland, Wis. (Catholic Memorial)
13	Latu, Kamo'i	S	6-0	195	Jr./Jr.	Honolulu, Hawaii (Saint Louis School/Utah)
46	Magli, Deven	S	6-1	192	Fr./Fr.	DeForest, Wis. (DeForest)
41	Toler, Titus	S	5-11	195	Sr./Jr.	Long Beach, Calif. (St. John Bosco)
15	Torchio, John**	S	6-1	211	5th/Sr.	Lafayette, Calif. (Campolindo)
43	Trudgeon, Jackson	S	6-1	175	Fr./Fr.	Fitchburg, Wis. (Madison Edgewood)
24	Wohler, Hunter*	S	6-2	210	So./So.	Muskego, Wis. (Muskego)
14	Zachman, Preston	S	6-1	208	Jr./So.	Elysburg, Pa. (Southern Columbia)

* – Letters won

^ – Extra season of eligibility due to COVID-19

RETURNING/LOST

STARTERS RETURNING (3)

NT	Keeanu Benton
DE	Isaiah Mullens
OLB	Nick Herbig

STARTERS LOST (8)

DE	Matt Henningsen
OLB	Noah Burks
ILB	Jack Sanborn
ILB	Leo Chenal
CB	Faion Hicks
CB	Caesar Williams
S	Scott Nelson
S	Collin Wilder

LETTERWINNERS RETURNING (14)

NT	Keeanu Benton
DL	Rodas Johnson
DL	Isaiah Mullens
DL	James Thompson
ILB	Jake Chaney
ILB	Tatum Grass
ILB	Jordan Turner
OLB	CJ Goetz
OLB	Nick Herbig
CB	Semar Melvin
CB	Alexander Smith
S	Travian Blaylock
S	John Torchio
S	Hunter Wohler

LETTERWINNERS LOST (14)

NT	Bryson Williams
DL	Michael Balistreri
DL	Matt Henningsen
ILB	Leo Chenal
ILB	Mike Maskalunas
ILB	Jack Sanborn
OLB	Noah Burks
OLB	Izayah Green-May
CB	Deron Harrell
CB	Faion Hicks
CB	Caesar Williams
S	Tyler Mais
S	Scott Nelson
S	Collin Wilder

DEPTH CHART

OFFENSE

QB	5	Graham Mertz (6-3, 216, Jr.)	2	Chase Wolf (6-1, 195, Sr.)
RB	0	Braelon Allen (6-2, 235, So.)	20	Isaac Guerendo (6-0, 223, Sr.)
FB	34	Jackson Acker (6-1, 238, R-Fr.)	37	Riley Nowakowski (6-1, 237, So.)
WR	13	Chimere Dike (6-1, 195, Jr.)	6	Dean Engram (5-9, 170, Jr.)
WR	11	Skyler Bell (6-0, 190, R-Fr.)	3	Keontez Lewis (6-2, 190, So.)
TE	87	Hayden Rucci (6-5, 256, Jr.)	82	Jack Eschenbach (6-6, 241, Sr.)
LT	79	Jack Nelson (6-7, 310, So.)	66	Nolan Rucci (6-8, 297, R-Fr.)
LG	63	Tanor Bortolini (6-4, 313, So.)	65	Tyler Beach (6-6, 317, Sr.^)
C	75	Joe Tippmann (6-6, 317, Jr.)	61	Dylan Barrett (6-5, 320, So.)
RG	78	Trey Wedig (6-7, 315, So.)	74	Michael Furtney (6-5, 315, Sr.)
RT	71	Riley Mahlman (6-8, 315, R-Fr.)	78	Trey Wedig (6-7, 315, So.)

DEFENSE

DE	56	Rodas Johnson (6-2, 293, Jr.)	96	Cade McDonald (6-6, 285, So.)
NT	95	Keeanu Benton (6-4, 315, Sr.)	94	Gio Paez (6-3, 316, Jr.)
DE	99	Isaiah Mullens (6-4, 303, Sr.)	90	James Thompson Jr. (6-5, 295, So.)
OLB	19	Nick Herbig (6-2, 228, Jr.)	52	Kaden Johnson (6-2, 230, So.)
ILB	55	Maema Njongmeta (6-0, 229, Jr.)	36	Jake Chaney (5-11, 229, So.)
ILB	54	Jordan Turner (6-1, 225, So.)	39	Tatum Grass (6-2, 232, Jr.)
OLB	98	C.J. Goetz (6-3, 243, Jr.)	17	Darryl Peterson (6-1, 244, R-Fr.)
CB	1	Jay Shaw (5-11, 187, Sr.^)	21	Justin Clark (5-11, 180, Sr.^)
SS	15	John Torchio (6-1, 211, Sr.)	41	Titus Toler (5-11, 195, Jr.)
FS	13	Kamo'i Latu (6-0, 195, Jr.)	24	Hunter Wohler (6-2, 210, So.)
CB	11	Alexander Smith (5-11, 183, Sr.)	2	Ricardo Hallman (5-10, 177, R-Fr.)
NB	5	Cedrick Dort (5-11, 183, Sr.^)	12	Max Lofy (5-10, 189, So.)

SPECIAL TEAMS

P	38	Andy Vujnovich (6-3, 230, Sr.^)	28	Gavin Meyers (6-1, 194, So.)
FG	29	Nate Van Zelst (5-11, 184, R-Fr.)	97	Gavin Lahm (6-0, 225, Fr.)
KO	22	Jack Van Dyke (6-5, 215, So.)	97	Gavin Lahm (6-0, 225, Fr.)
LS	47	Peter Bowden (6-2, 230, Jr.)	69	Zach Zei (6-2, 221, R-Fr.)
H	28	Gavin Meyers (6-1, 194, So.)	38	Andy Vujnovich (6-3, 230, Sr.)
PR	6	Dean Engram (5-9, 170, Jr.)	13	Chimere Dike (6-1, 195, Jr.)
KR	20	Isaac Guerendo (6-0, 223, Sr.)	3	Keontez Lewis (6-2, 190, So.)

COACHES




JIM LEONHARD
INTERIM HEAD
COACH
(SIDELINE)



BOBBY ENGRAM
OFFENSIVE COORD.
QUARTERBACKS
(SIDELINE)



BOBBY APRIL III
DEF. RUN GAME COORD.
OUTSIDE LINEBACKERS
(SIDELINE)



BOB BOSTAD
OFF. RUN GAME COORD
OFFENSIVE LINE
(SIDELINE)



MARK D'ONOFRIO
INSIDE LINEBACKERS
(SIDELINE)




AL JOHNSON
RUNNING BACKS
(SIDELINE)




CHRIS HAERING
TIGHT ENDS
(SIDELINE)



ROSS KOLODZIEJ
DEFENSIVE LINE
(SIDELINE)



HANK POTEAT
CORNERBACKS
(SIDELINE)



ALVIS WHITTED
WIDE RECEIVERS
(SIDELINE)

PLAYER PROFILES

34 JACKSON ACKER

■ FB ■ So./Fr. ■ 6-1 ■ 238
Madison, Wis. (Verona)

CAREER RUSHING STATISTICS

Year	GP/GS	Att	Yds	TD	Y/C	LG
2021	2/0	6	34	1	5.7	18
2022	7/3	0	0	0	--	0
Total	9/3	6	34	1	5.7	18

CAREER RECEIVING STATISTICS

Year	GP/GS	Rec	Yds	TD	Y/C	LG
2021	2/0	0	0	0	--	0
2022	7/3	3	39	0	13.0	24
Total	9/3	3	39	0	13.0	24

CAREER DEFENSIVE STATISTICS

Year	G/S	UT	AT	Tot	TFL-Yd	Sk-Yd	FF	FR	INT	PD
2022	7/3	2	0	2	0.0-0	0.0-0	0	0	0	0
Total	7/3	2	0	2	0.0-0	0.0-0	0	0	0	0

GAME-BY-GAME RUSHING/RECEIVING

2021	Rushing				Receiving			
	Att	Yds	TD	Lg	Rec	Yds	TD	Lg
Rutgers	3	24	1	18	0	0	0	0
Northwestern	3	10	0	7	0	0	0	0
2022	Att	Yds	TD	Lg	Rec	Yds	TD	Lg
Washington St.	0	0	0	0	0	0	0	0
New Mexico St.	0	0	0	0	1	13	0	13
Ohio State	0	0	0	0	1	2	1	2
Illinois	0	0	0	0	0	0	0	0
Northwestern	0	0	0	0	0	0	0	0
Purdue	0	0	0	0	0	0	0	0
Maryland	0	0	0	0	1	24	0	24

GAME-BY-GAME DEFENSE

2022	UT	AT	Tot	TFL-Y	Sk-Y	FF	FR	INT	PD
Maryland	2	0	2	0.0-0	0.0-0	0	0-0	0-0	0

CAREER HIGHS

- Rushing Attempts: 3 (2x) MR: vs. Northwestern, Nov. 13, 2021
- Rushing Yards: 24 at Rutgers, Nov. 6, 2021
- Rushing TDs: 1 at Rutgers, Nov. 6, 2021
- Long Rush: 18 at Rutgers, Nov. 6, 2021
- Receptions: 1 (3x) MR: vs. Maryland, Nov. 5, 2022
- Receiving Yards: 24 vs. Maryland, Nov. 5, 2022
- Receiving TDs: 1 at Ohio State, Sept. 24, 2022
- Long Reception: 24 vs. Maryland, Nov. 5, 2022
- Tackles: 2 vs. Maryland, Nov. 5, 2022

0 BRAELON ALLEN

■ RB ■ So./So. ■ 6-2 ■ 235
Fond du Lac, Wis. (Fond du Lac)

CAREER RUSHING STATISTICS

Year	GP/GS	Att	Yds	TD	Y/C	LG
2021	12/4	186	1,268	12	6.8	71
2022	9/9	172	989	10	5.8	96
Total	21/13	358	2,257	22	6.3	96

CAREER RECEIVING STATISTICS

Year	GP/GS	Rec	Yds	TD	Y/C	LG
2021	12/4	8	39	0	4.9	16
2022	9/9	10	100	0	10.0	39
Total	21/13	18	139	0	7.7	39

CAREER PASSING STATISTICS

Year	G/S	C	A	Int	Yds	TD	Pct	Lg	Effic
2021	12/4	0	0	0	0	0	--	--	--
2022	9/9	2	3	0	33	1	.667	23	269.1
Total	21/13	2	3	0	33	1	.667	23	269.1

GAME-BY-GAME RUSHING/RECEIVING

2021	Rushing				Receiving			
	Att	Yds	TD	Lg	Rec	Yds	TD	Lg
Penn State	0	0	0	0	0	0	0	0
E. Michigan	7	30	1	9	0	0	0	0
Michigan	5	19	0	9	0	0	0	0
Illinois	18	131	1	23	0	0	0	0
Army	16	108	1	33	0	0	0	0
Purdue	12	140	2	70	1	9	0	9
Iowa	20	104	0	28	0	0	0	0

Rutgers	15	129	1	39	0	0	0	0
Northwestern	25	173	3	37	1	16	0	16
Nebraska	22	228	3	71	0	0	0	0
Minnesota	17	47	0	14	4	12	0	4
Arizona St.	29	159	0	43	2	2	0	1

2022	Att	Yds	TD	Lg	Rec	Yds	TD	Lg
Illinois State	14	148	2	96	0	0	0	0
Washington St.	21	98	0	17	2	12	0	12
New Mexico St.	15	86	3	39	0	0	0	0
Ohio State	23	165	1	75	3	6	0	4
Illinois	8	2	0	3	0	0	0	0
Northwestern	23	135	0	33	1	10	0	10
Michigan State	29	123	2	34	3	33	0	14
Purdue	16	113	1	41	1	39	0	39
Maryland	23	119	1	20	0	0	0	0

GAME-BY-GAME PASSING

2022	Start	Att	Cmp	Int	Pct	Yards	TD	Effic
Ohio State	1	1	0	1.000	10	0	184.0	
Illinois	1	0	0	.000	0	0	0.0	
Northwestern	1	1	0	1.000	23	1	623.2	

CAREER HIGHS

- Rushing Attempts: 29 (2x) MR: at Michigan State, Oct. 15, 2022
- Rushing Yards: 228 vs. Nebraska, Nov. 20, 2021
- Rushing TDs: 3 (3x) MR: vs. New Mexico St, Sept. 17, 2022
- Long Rush: 96 vs. Illinois State, Sept. 3, 2022
- Receptions: 4 at Minnesota, Nov. 27, 2021
- Receiving Yards: 39 vs. Purdue, Oct. 22, 2022
- Receiving TDs: --
- Long Reception: 39 vs. Purdue, Oct. 22, 2022
- Completions: 1 (2x) MR: at Northwestern, Oct. 8, 2022
- Attempts: 1 (3x) MR: at Northwestern, Oct. 8, 2022
- Yards: 23 at Northwestern, Oct. 8, 2022
- Touchdowns: 1 at Northwestern, Oct. 8, 2022
- Interceptions: --

27 HAAKON ANDERSON

■ WR ■ Jr./So. ■ 6-1 ■ 209
Verona, Wis. (Verona)

CAREER RUSHING STATISTICS

Year	GP/GS	Att	Yds	TD	Y/C	LG
2020						
2021	7/0	0	0	0	--	0
2022	9/0	0	0	0	--	0
Total	16/0	0	0	0	--	0

CAREER RECEIVING STATISTICS

Year	GP/GS	Rec	Yds	TD	Y/C	LG
2020						
2021	7/0	0	0	0	--	0
2022	9/0	0	0	0	--	0
Total	16/0	0	0	0	--	0

CAREER DEFENSIVE STATISTICS

Year	G/S	UT	AT	Tot	TFL-Yd	Sk-Yd	FF	FR	INT	PD
2022										
2021	7/0	0	0	0	0.0-0	0.0-0	0	0	0	0
2022	9/0	1	0	1	0.0-0	0.0-0	0	0	0	0
Total	16/0	1	0	1	0.0-0	0.0-0	0	0	0	0

CAREER KICKOFF RETURN STATISTICS

Year	GP/GS	Ret	Yds	TD	Avg	LG
2020						
2021	7/0	1	14	0	14.0	14
2022	9/0	1	13	0	13.0	13
Total	16/0	2	27	0	13.5	14

GAME-BY-GAME DEFENSE

2022	UT	AT	Tot	TFL-Y	Sk-Y	FF	FR	INT	PD
Purdue	1	0	1	0.0-0	0.0-0	0	0-0	0-0	0

GAME-BY-GAME KICKOFF RETURNS

2021	Ret	Yds	TD	Avg	Lg
Notre Dame	1	14	0	14.0	14
2022	Ret	Yds	TD	Avg	Lg
Michigan State	1	13	0	13.0	13

CAREER HIGHS

- Receptions: --
- Receiving Yards: --
- Tackles: 1 vs. Purdue, Oct. 22, 2022

- Kick Returns: 1 (2x) MR: at Michigan State, Oct. 15, 2022
- Kick Return Yds: 14 vs. Notre Dame, Sept. 25, 2021
- Long Kick Ret.: 14 vs. Notre Dame, Sept. 25, 2021

86 VINNY ANTHONY

■ WR ■ Fr./Fr. ■ 6-0 ■ 171
Louisville, Ky. (Male)

CAREER RUSHING STATISTICS

Year	GP/GS	Att	Yds	TD	Y/C	LG
2022	8/0	3	14	0	4.7	7
Total	8/0	3	14	0	4.7	7

CAREER RECEIVING STATISTICS

Year	GP/GS	Rec	Yds	TD	Y/C	LG
2022	7/0	0	0	0	--	0
Total	7/0	0	0	0	--	0

GAME-BY-GAME RUSHING/RECEIVING

2022	Rushing				Receiving			
	Att	Yds	TD	Lg	Rec	Yds	TD	Lg
Illinois State	0	0	0	0	0	0	0	0
New Mexico St.	0	0	0	0	0	0	0	0
Ohio State	0	0	0	0	0	0	0	0
Illinois	0	0	0	0	0	0	0	0
Northwestern	2	11	0	7	0	0	0	0
Michigan State	0	0	0	0	0	0	0	0
Purdue	0	0	0	0	0	0	0	0
Maryland	1	3	0	3	0	0	0	0

CAREER HIGHS

- Rushing Attempts: 2 at Northwestern, Oct. 8, 2022
- Rushing Yards: 11 at Northwestern, Oct. 8, 2022
- Rushing TDs: --
- Long Rush: 7 at Northwestern, Oct. 8, 2022
- Receptions: --
- Receiving Yards: --

18 OWEN ARNETT

■ S ■ So./Fr. ■ 5-11 ■ 212
Delafield, Wis. (Arrowhead)

CAREER DEFENSIVE STATISTICS

Year	G/S	UT	AT	Tot	TFL-Yd	Sk-Yd	FF	FR	INT	PD
2022	6/0	0	0	0	0.0-0	0.0-0	0	0-0	0-0	0
Total	6/0	0	0	0	0.0-0	0.0-0	0	0-0	0-0	0

GAME-BY-GAME DEFENSE

2022	UT	AT	Tot	TFL-Y	Sk-Y	FF	FR	INT	PD
Illinois State	0	0	0	0.0-0	0.0-0	0	0-0	0-0	0
N. Mexico St.	0	0	0	0.0-0	0.0-0	0	0-0	0-0	0
Ohio State	0	0	0	0.0-0	0.0-0	0	0-0	0-0	0
Michigan St.	0	0	0	0.0-0	0.0-0	0	0-0	0-0	0
Purdue	0	0	0	0.0-0	0.0-0	0	0-0	0-0	0
Maryland	0	0	0	0.0-0	0.0-0	0	0-0	0-0	0

CAREER HIGHS

- Tackles: --
- Interceptions: --
- Passes Defended: --

30 AL ASHFORD

■ CB ■ So./Fr. ■ 6-0 ■ 181
Denver, Colo. (Cherry Creek)

CAREER DEFENSIVE STATISTICS

Year	G/S	UT	AT	Tot	TFL-Yd	Sk-Yd	FF	FR	INT	PD
2022	4/0	0	0	0	0.0-0	0.0-0	0	0-0	0-0	0
Total	4/0	0	0	0	0.0-0	0.0-0	0	0-0	0-0	0

GAME-BY-GAME DEFENSE

2022	UT	AT	Tot	TFL-Y	Sk-Y	FF	FR	INT	PD
Illinois State	0	0	0	0.0-0	0.0-0	0	0-0	0-0	0
Washington St.	0	0	0	0.0-0	0.0-0	0	0-0	0-0	0
N. Mexico St.	0	0	0	0.0-0	0.0-0	0	0-0	0-0	0
Ohio State	0	0	0	0.0-0	0.0-0	0	0-0	0-0	0

CAREER HIGHS

- Tackles: --
- Interceptions: --

68 BEN BARTON

■ DE ■ So./So. ■ 6-5 ■ 300
Stratford, Wis. (Stratford)

CAREER DEFENSIVE STATISTICS

Year	G/S	UT	AT	Tot	TFL-Yd	Sk-Yd	FF	FR	INT	PD
2022	5/0	2	1	3	0.0-0	0.0-0	0	0	0	0
Total	5/0	2	1	3	0.0-0	0.0-0	0	0	0	0

GAME-BY-GAME DEFENSE

2022	UT	AT	Tot	TFL-Y	Sk-Y	FF	FR	INT	PD
Illinois State	0	0	0	0.0-0	0.0-0	0	0-0	0-0	0
N. Mexico St.	0	1	1	0.0-0	0.0-0	0	0-0	0-0	0
Northwestern	1	0	1	0.0-0	0.0-0	0	0-0	0-0	0
Michigan St.	0	0	0	0.0-0	0.0-0	0	0-0	0-0	0
Purdue	1	0	1	0.0-0	0.0-0	0	0-0	0-0	0

CAREER HIGHS

- Tackles: 1 (3x) MR: vs. Purdue, Oct. 22, 2022
- Interceptions: --
- Passes Defended: --

11 SKYLER BELL

■ WR ■ So./Fr. ■ 6-0 ■ 190
Bronx, N.Y. (The Taft School)

CAREER RUSHING STATISTICS

Year	GP/GS	Att	Yds	TD	Y/C	LG
2021	1/0	0	0	0	--	0
2022	9/9	10	105	0	10.5	36
Total	10/9	10	105	0	10.5	36

CAREER RECEIVING STATISTICS

Year	GP/GS	Rec	Yds	TD	Y/C	LG
2021	1/0	1	15	0	15.0	15
2022	9/9	22	367	4	16.7	49
Total	10/9	23	382	4	16.6	49

GAME-BY-GAME RUSHING/RECEIVING

2021	Rushing				Receiving			
	Att	Yds	TD	Lg	Rec	Yds	TD	Lg
Arizona State	0	0	0	0	1	15	0	15
2022	Att	Yds	TD	Lg	Rec	Yds	TD	Lg
Illinois State	0	0	0	0	2	21	0	12
Washington St.	3	12	0	7	2	17	0	15
N. Mexico St.	0	0	0	0	4	108	2	49
Ohio State	0	0	0	0	4	55	0	26
Illinois	0	0	0	0	1	19	0	19
Northwestern	2	13	0	7	2	36	1	21
Michigan State	1	27	0	27	3	33	0	11
Purdue	1	1	0	1	4	87	1	29
Maryland	3	52	0	36	0	0	0	0

CAREER HIGHS

- Rushing Attempts: 3 (2x) MR: vs. Maryland, Nov. 5, 2022
- Rushing Yards: 52 vs. Maryland, Nov. 5, 2022
- Rushing TDs: --
- Long Rush: 36 vs. Maryland, Nov. 5, 2022
- Receptions: 4 (32) MR: vs. Purdue, Oct. 24, 2022
- Receiving Yards: 108 vs. New Mexico State, Sept. 17, 2022
- Receiving TDs: 2 vs. New Mexico State, Sept. 17, 2022
- Long Reception: 49 vs. New Mexico State, Sept. 17, 2022

95 KEEANU BENTON

■ NT ■ Sr./Sr. ■ 6-4 ■ 315
Janesville, Wis. (Craig)

CAREER DEFENSIVE STATISTICS

Year	G/S	UT	AT	Tot	TFL-Yd	Sk-Yd	FF	FR	INT	PD
2019	13/6	8	4	12	4.0-21	2.0-17	0	0	0	0
2020	7/5	4	4	8	0.0-0	0.0-0	1	0	0	0
2021	13/13	11	14	25	5.0-17	2.5-13	0	2	0	2
2022	9/9	12	11	23	4.0-20	3.0-17	0	0	0	1
Total	42/33	35	33	68	13.0-58	7.5-47	1	2	0	3

GAME-BY-GAME DEFENSE

2019	UT	AT	Tot	TFL-Y	Sk-Y	FF	FR	Int	PD
South Florida	2	0	2	1.0-3	0.0-0	0	0-0	0-0	0
Central Mich.	1	0	1	1.0-1	0.0-0	0	0-0	0-0	0
Michigan	0	1	1	0.0-0	0.0-0	0	0-0	0-0	0
Northwestern	0	0	0	0.0-0	0.0-0	0	0-0	0-0	0
Kent State	0	0	0	0.0-0	0.0-0	0	0-0	0-0	0

Michigan St.	0	0	0	0.0-0	0.0-0	0	0-0	0-0	0
Ohio State	2	1	3	1.0-7	1.0-7	0	0-0	0-0	0
Iowa	2	0	2	0.0-0	0.0-0	0	0-0	0-0	0
Nebraska	0	1	1	0.0-0	0.0-0	0	0-0	0-0	0
Purdue	0	0	0	0.0-0	0.0-0	0	0-0	0-0	0
Minnesota	0	1	1	0.0-0	0.0-0	0	0-0	0-0	0
vs Ohio State	1	0	1	1.0-10	1.0-10	0	0-0	0-0	0
vs Oregon	0	0	0	0.0-0	0.0-0	0	0-0	0-0	0

2020	UT	AT	Tot	TFL-Y	Sk-Y	FF	FR	Int	PD
Illinois	2	1	3	0.0-0	0.0-0	0	0-0	0-0	0
Michigan	0	1	1	0.0-0	0.0-0	0	0-0	0-0	0
Northwestern	1	0	1	0.0-0	0.0-0	1	0-0	0-0	0
Indiana	1	0	1	0.0-0	0.0-0	0	0-0	0-0	0
Iowa	0	0	0	0.0-0	0.0-0	0	0-0	0-0	0
Minnesota	0	1	1	0.0-0	0.0-0	0	0-0	0-0	0
Wake Forest	0	1	1	0.0-0	0.0-0	0	0-0	0-0	0

2021	UT	AT	Tot	TFL-Y	Sk-Y	FF	FR	Int	PD
Penn State	0	0	0	0.0-0	0.0-0	0	0-0	0-0	1
E. Michigan	1	0	1	1.0-2	0.0-0	0	0-0	0-0	1
Notre Dame	0	3	3	0.5-3	0.5-3	0	0-0	0-0	0
Michigan	0	2	2	0.0-0	0.0-0	0	0-0	0-0	0
Illinois	0	0	0	0.0-0	0.0-0	0	0-0	0-0	0
Army	1	2	3	0.0-0	0.0-0	0	1-0	0-0	0
Purdue	3	0	3	1.0-1	0.0-0	0	0-0	0-0	0
Iowa	1	1	2	0.0-0	0.0-0	0	1-0	0-0	0
Rutgers	1	0	1	0.0-0	0.0-0	0	0-0	0-0	0
Northwestern	0	0	0	0.0-0	0.0-0	0	0-0	0-0	0
Nebraska	0	3	3	0.5-1	0.0-0	0	0-0	0-0	0
Minnesota	3	3	6	2.0-10	2.0-10	0	0-0	0-0	0
Arizona St.	1	0	1	0.0-0	0.0-0	0	0-0	0-0	0

2022	UT	AT	Tot	TFL-Y	Sk-Y	FF	FR	Int	PD
Illinois State	0	1	1	0.0-0	0.0-0	0	0-0	0-0	0
Washington St.	1	0	1	0.0-0	0.0-0	0	0-0	0-0	0
N. Mexico St.	2	0	2	1.0-3	0.0-0	0	0-0	0-0	0
Ohio State	3	2	5	0.0-0	0.0-0	0	0-0	0-0	0
Illinois	2	1	3	2.0-11	2.0-11	0	0-0	0-0	0
Northwestern	0	0	0	0.0-0	0.0-0	0	0-0	0-0	0
Michigan St.	1	4	5	0.0-0	0.0-0	0	0-0	0-0	0
Purdue	1	1	2	0.0-0	0.0-0	0	0-0	0-0	1
Maryland	2	2	4	1.0-6	1.0-6	0	0-0	0-0	0

CAREER HIGHS

- Tackles: 6 at Minnesota vs. Nov. 27, 2021
- Tackles for Loss: 2.0 (2x) MR: vs. Illinois, Oct. 1, 2022
- Sacks: 2.0 (2x) MR: vs. Illinois, Oct. 1, 2022
- Interceptions: --
- Passes Defended: 1 (3x) MR vs. Purdue, Oct. 22, 2022

3 T.J. BOLLERS

■ OLB ■ So./Fr. ■ 6-2 ■ 251
Tiffin, Iowa (Clear Creek Amana)

CAREER DEFENSIVE STATISTICS

Year	G/S	UT	AT	Tot	TFL-Yd	Sk-Yd	FF	FR	INT	PD
2021	1/0	0	0	0	0.0-0	0.0-0	0	0	0	0
2022	6/0	2	0	2	0.0-0	0.0-0	0	0	0	0
Total	7/0	2	0	2	0.0-0	0.0-0	0	0	0	0

GAME-BY-GAME DEFENSE

2021	UT	AT	Tot	TFL-Y	Sk-Y	FF	FR	Int	PD
Arizona State	0	0	0	0.0-0	0.0-0	0	0-0	0-0	0
2022	UT	AT	Tot	TFL-Y	Sk-Y	FF	FR	Int	PD
Illinois State	2	0	2	0.0-0	0.0-0	0	0-0	0-0	0
Washington St	0	0	0	0.0-0	0.0-0	0	0-0	0-0	0
N. Mexico St.	0	0	0	0.0-0	0.0-0	0	0-0	0-0	0
Illinois	0	0	0	0.0-0	0.0-0	0	0-0	0-0	0
Northwestern	0	0	0	0.0-0	0.0-0	0	0-0	0-0	0
Michigan St.	0	0	0	0.0-0	0.0-0	0	0-0	0-0	0

CAREER HIGHS

- Tackles: 2 vs. Illinois State, Sept. 3, 2022
- Tackles for Loss: --
- Sacks: --
- Interceptions: --
- Passes Defended: --

43 GROVER BORTOLOTTI

■ RB ■ So./Fr. ■ 5-9 ■ 192
Whitefish Bay, Wis. (Whitefish Bay)

CAREER RUSHING STATISTICS

Year	GP/GS	Att	Yds	TD	Y/C	LG
2021	1/0	5	48	0	9.6	22
2022	2/0	0	0	0	--	0
Total	3/0	5	48	0	9.6	22

CAREER RECEIVING STATISTICS

Year	GP/GS	Rec	Yds	TD	Y/C	LG
2021	1/0	0	0	0	--	0
2022	2/0	0	0	0	--	0
Total	3/0	0	0	0	--	0

GAME-BY-GAME RUSHING/RECEIVING

2021	Rushing				Receiving			
	Att	Yds	TD	Lg	Rec	Yds	TD	Lg
Rutgers	5	48	0	22	0	0	0	0

CAREER HIGHS

- Rushing Attempts: 5 at Rutgers, Nov. 6, 2021
- Rushing Yards: 48 at Rutgers, Nov. 6, 2021
- Rushing TDs: --
- Long Rush: 22 at Rutgers, Nov. 6, 2021
- Receptions: --
- Receiving Yards: --

9 AUSTIN BROWN

■ S ■ Fr./Fr. ■ 6-1 ■ 204
Johnston City, Ill. (Johnston City)

CAREER DEFENSIVE STATISTICS

Year	G/S	UT	AT	Tot	TFL-Yd	Sk-Yd	FF	FR	INT	PD
2022	9/0	2	0	2	0.0-0	0.0-0	0	0	0	0
Total	9/0	2	0	2	0.0-0	0.0-0	0	0	0	0

GAME-BY-GAME DEFENSE

2022	UT	AT	Tot	TFL-Y	Sk-Y	FF	FR	Int	PD
Illinois State	1	0	1	0.0-0	0.0-0	0	0-0	0-0	0
Washington St	0	0	0	0.0-0	0.0-0	0	0-0	0-0	0
N. Mexico St.	0	0	0	0.0-0	0.0-0	0	0-0	0-0	0
Ohio State	0	0	0	0.0-0	0.0-0	0	0-0	0-0	0
Illinois	0	0	0	0.0-0	0.0-0	0	0-0	0-0	0
Northwestern	1	0	1	0.0-0	0.0-0	0	0-0	0-0	0
Michigan St.	0	0	0	0.0-0	0.0-0	0	0-0	0-0	0
Purdue	0	0	0	0.0-0	0.0-0	0	0-0	0-0	0
Maryland	0	0	0	0.0-0	0.0-0	0	0-0	0-0	0

CAREER HIGHS

- Tackles: 1 (2x) MR: at Northwestern, Oct. 8, 2022
- Interceptions: --
- Passes Defended: --

76 TOMMY BRUNNER

■ DE ■ Jr./Jr. ■ 6-3 ■ 260
Milwaukee, Wis. (Whitefish Bay)

CAREER DEFENSIVE STATISTICS

Year	G/S	UT	AT	Tot	TFL-Yd	Sk-Yd	FF	FR	INT	PD
2022	2/0	0	0	0	0.0-0	0.0-0	0	0	0	0
Total	2/0	0	0	0	0.0-0	0.0-0	0	0	0	0

GAME-BY-GAME DEFENSE

2022	UT	AT	Tot	TFL-Y	Sk-Y	FF	FR	Int	PD
Illinois State	0	0	0	0.0-0	0.0-0	0	0-0	0-0	0
N. Mexico St.	0	0	0	0.0-0	0.0-0	0	0-0	0-0	0

CAREER HIGHS

- Tackles: --
- Passes Defended: --

CAREER RUSHING STATISTICS

Year	GP/GS	Att	Yds	TD	Y/C	LG
2022	2/0	1	-9	0	-9.0	-9
Total	2/0	1	-9	0	-9.0	-9

GAME-BY-GAME PASSING

2022	Start	Att	Cmp	Int	Pct	Yards	TD	Effc
Illinois State	0	0	0	--	0	0	0	--
N. Mexico State	5	4	0	80.0	84	0	221.1	

GAME-BY-GAME RUSHING/RECEIVING

2022	Rushing				Receiving			
	Att	Yds	TD	Lg	Rec	Yds	TD	Lg
E. Michigan	1	-9	0	-9	0	0	0	0
N. Mexico St.	0	0	0	0	0	0	0	0

CAREER HIGHS

- Completions: 4 vs. New Mexico State, Sept. 17, 2022
- Attempts: 5 vs. New Mexico State, Sept. 17, 2022
- Yards: 84 vs. New Mexico State, Sept. 17, 2022
- Touchdowns: --
- Interceptions: --
- Long Pass: 37 vs. New Mexico State, Sept. 17, 2022
- Rushing Attempts: 1 vs. Illinois State, Sept. 3, 2022
- Rushing Yards: -9 vs. Illinois State, Sept. 3, 2022
- Rushing TDs: --
- Long Rush: -9 vs. Illinois State, Sept. 3, 2022

91 VITO CALVARUSO

- K • Jr./Jr. • 6-3 • 200
- Jefferson City, Mo. (Helias Catholic/Arkansas)

CAREER KICKOFF STATISTICS

Year	G/S	No.	Yards	Avg.
2020*	10/0	48	3,087	64.3
2021*	12/0	74	4,793	64.8
2022	2/0	0	0	--
Total	24/0	122	7,880	64.6

CAREER KICKING STATISTICS

Year	G/S	FGM	FGA	FG%	Lg	PAT	PAT%
2020	10/0	0	0	.000	--	0-0	--
2021	12/0	0	0	.000	--	0-0	--
2022	2/0	1	3	.333	28	7-7	1.000
Total	24/0	1	3	.333	28	7-7	1.000

CAREER DEFENSIVE STATISTICS

Year	G/S	UT	AT	Tot	TFL-Yd	Sk-Yd	FF	FR	INT	PD
2020	10/0	2	0	2	0.0-0	0.0-0	0	0	0	0
2021	12/0	0	0	0	0.0-0	0.0-0	0	0	0	0
2022	2/0	0	0	0	0.0-0	0.0-0	0	0	0	0
Total	24/0	2	0	2	0.0-0	0.0-0	0	0	0	0

GAME-BY-GAME KICKING

2020*	Field Goals			Kickoffs			PAT		
	M-A	Lg	Bk	No	Yds	Avg	TB	OB	M-A
Georgia	0-0	0	0	4	268	67.0	2	0	0-0
Mississippi St.	0-0	0	0	4	258	64.5	2	0	0-0
Auburn	0-0	0	0	4	254	63.5	0	1	0-0
Ole Miss	0-0	0	0	5	314	62.8	4	1	0-0
Texas A&M	0-0	0	0	5	319	63.8	4	0	0-0
Tennessee	0-0	0	0	5	325	65.0	5	0	0-0
Florida	0-0	0	0	6	388	64.7	5	1	0-0
LSU	0-0	0	0	5	325	65.0	5	0	0-0
Missouri	0-0	0	0	8	509	63.6	6	0	0-0
Alabama	0-0	0	0	2	127	63.5	0	1	0-0

2021*	Field Goals			Kickoffs			PAT		
	M-A	Lg	Bk	No	Yds	Avg	TB	OB	M-A
Rice	0-0	0	0	7	453	64.6	6	0	0-0
Texas	0-0	0	0	9	583	64.8	7	0	0-0
GA Southern	0-0	0	0	8	518	64.8	7	0	0-0
Texas A&M	0-0	0	0	5	325	65.0	4	0	0-0
Georgia	0-0	0	0	0	0	0	0	0	0-0
Ole Miss	0-0	0	0	8	514	64.2	6	0	0-0
Auburn	0-0	0	0	5	325	65.0	5	0	0-0
UAPB	0-0	0	0	8	520	65.0	8	0	0-0
Mississippi St.	0-0	0	0	7	451	64.4	4	0	0-0
LSU	0-0	0	0	4	260	65.0	4	0	0-0
Alabama	0-0	0	0	5	325	65.0	5	0	0-0
Missouri	0-0	0	0	7	455	65.0	6	0	0-0

2022	Field Goals			Kickoffs			PAT		
	M-A	Lg	Bk	No	Yds	Avg	TB	OB	M-A
Illinois State	1-1	28	0	0	0	--	0	0	5-5
Washington St.	0-2	--	0	0	0	--	0	0	5-5

CAREER HIGHS

- FG Made: 1 vs. Illinois State, Sept. 3, 2022
- FG Attempted: 2 vs. Washington State, Sept. 10, 2022
- Long Field Goal: 28 vs. Illinois State, Sept. 3, 2022
- PAT Made: 5 vs. Illinois State, Sept. 3, 2022
- PAT Attempted: 5 vs. Illinois State, Sept. 3, 2022
- Kickoffs: 9 vs. Texas, Sept. 11, 2021*
- Kickoff Yards: 583 vs. Texas, Sept. 11, 2021*
- Kickoff Average: 67.0 vs. Georgia, Sept. 26, 2020
- Touchbacks: 8 vs. UAPB, Oct. 23, 2021*
- Tackles: 2 vs. Georgia, Sept. 26, 2020*

* At Arkansas

36 JAKE CHANEY

- ILB • So./So. • 5-11 • 229
- Cape Coral, Fla. (Lehigh)

CAREER DEFENSIVE STATISTICS

Year	G/S	UT	AT	Tot	TFL-Yd	Sk-Yd	FF	FR	INT	PD
2021	9/0	1	0	1	0.0-0	0.0-0	0	0	0	0
2022	8/1	16	12	28	3.0-8	1.0-5	0	0	1	0
Total	17/1	17	12	29	3.0-8	1.0-5	0	0	1	0

GAME-BY-GAME DEFENSE

2021	UT	AT	Tot	TFL-Y	Sk-Y	FF	FR	INT	PD
Notre Dame	0	0	0	0.0-0	0.0-0	0	0-0	0-0	0
Michigan	0	0	0	0.0-0	0.0-0	0	0-0	0-0	0
Illinois	0	0	0	0.0-0	0.0-0	0	0-0	0-0	0
Army	1	0	1	0.0-0	0.0-0	0	0-0	0-0	0
Purdue	0	0	0	0.0-0	0.0-0	0	0-0	0-0	0
Rutgers	0	0	0	0.0-0	0.0-0	0	0-0	0-0	0
Nebraska	0	0	0	0.0-0	0.0-0	0	0-0	0-0	0
Minnesota	0	0	0	0.0-0	0.0-0	0	0-0	0-0	0
Arizona St.	0	0	0	0.0-0	0.0-0	0	0-0	0-0	0

2022	UT	AT	Tot	TFL-Y	Sk-Y	FF	FR	INT	PD
Illinois State	0	3	3	0.0-0	0.0-0	0	0-0	0-0	0
Washington St	1	1	2	0.0-0	0.0-0	0	0-0	0-0	0
N. Mexico St.	3	1	4	1.0-1	0.0-0	0	0-0	1-4	0
Ohio State	2	2	4	0.0-0	0.0-0	0	0-0	0-0	0
Illinois	1	4	5	0.5-1	0.0-0	0	0-0	0-0	0
Northwestern	4	0	4	0.0-0	0.0-0	0	0-0	0-0	0
Purdue	4	1	5	1.5-6	1.0-5	0	0-0	0-0	0
Maryland	1	2	3	0.0-0	0.0-0	0	0-0	0-0	0

CAREER HIGHS

- Tackles: 5 (2x) MR: vs. Purdue, Oct. 22, 2022
- Tackles for Loss: 1.5 vs. Purdue, Oct. 22, 2022
- Sacks: 1.0 vs. Purdue, Oct. 22, 2022
- Interceptions: 1 vs. New Mexico State, Sept. 17, 2022
- Passes Defended: --

21 JUSTIN CLARK

- CB • 7th/Sr.^ • 5-11 • 180
- Pontiac, Mich. (West Bloomfield/Toledo)

CAREER DEFENSIVE STATISTICS

Year	G/S	UT	AT	Tot	TFL-Yd	Sk-Yd	FF	FR	INT	PD
2016*	Redshirt season									
2017*	14/0	23	9	32	0.0-0	0.0-0	1	0	2	7
2018*	12/12	19	16	35	1.0-3	0.0-0	0	1	1	5
2019*	2/0	0	1	1	0.0-0	0.0-0	0	0	0	0
2020*	6/6	13	6	19	0.0-0	0.0-0	0	1	0	3
2021*	13/0	17	11	28	3.0-12	1.0-8	0	0	1	1
2022	7/0	5	4	9	0.5-1	0.0-0	0	0	0	0
Total	54/18	77	47	124	4.5-16	1.0-8	1	2	4	16

GAME-BY-GAME DEFENSE

2017*	UT	AT	Tot	TFL-Y	Sk-Y	FF	FR	INT	PD
Elon	0	1	1	0.0-0	0.0-0	0	0-0	0-0	0
Nevada	3	0	3	0.0-0	0.0-0	0	0-0	0-0	0
Tulsa	0	1	1	0.0-0	0.0-0	0	0-0	0-0	0
Miami	1	0	1	0.0-0	0.0-0	0	0-0	0-0	0
Eastern Mich.	1	1	2	0.0-0	0.0-0	0	0-0	0-0	0
Central Mich.	4	0	4	0.0-0	0.0-0	0	0-0	1-0	0
Akron	1	0	1	0.0-0	0.0-0	0	0-0	1-0	1
Ball St.	3	0	3	0.0-0	0.0-0	0	0-0	0-0	0
Northwestern Ill.	3	2	5	0.0-0	0.0-0	0	0-0	0-0	1
Ohio	2	1	3	0.0-0	0.0-0	0	0-0	0-0	0
Bowling Green	2	0	2	0.0-0	0.0-0	0	0-0	0-0	1
Western Mich.	1	2	3	0.0-0	0.0-0	0	0-0	0-0	1
Akron	1	1	2	0.0-0	0.0-0	0	0-0	0-0	1
Appalachian St.	0	1	0.0-0	0.0-0	1	0-0	0-0	2	

2018*	UT	AT	Tot	TFL-Y	Sk-Y	FF	FR	INT	PD
VMI	0	0	0	0.0-0	0.0-0	0	0-0	0-0	0
Miami	0	3	3	0.0-0	0.0-0	0	0-0	0-0	2
Nevada	3	1	4	0.0-0	0.0-0	0	0-0	0-0	0
Fresno St.	1	1	2	0.0-0	0.0-0	0	0-0	0-0	0
Bowling Green	0	0	0	0.0-0	0.0-0	0	0-0	0-0	0
Eastern Mich.	3	4	7	0.0-0	0.0-0	0	0-0	0-0	0
Buffalo	3	2	5	0.0-0	0.0-0	0	0-0	1-0	0
Western Mich.	0	0	0	0.0-0	0.0-0	0	0-0	0-0	0
Ball St.	2	2	4	0.0-0	0.0-0	0	0-0	0-0	0
Northern Ill.	2	2	4	0.0-0	0.0-0	0	0-0	0-0	0
Kent St.	3	0	3	0.0-0	0.0-0	0	0-0	0-0	0
FIU	1	2	3	0.0-0	0.0-0	0	0-0	0-0	0

2019*	UT	AT	Tot	TFL-Y	Sk-Y	FF	FR	INT	PD
Murray St.	0	1	1	0.0-0	0.0-0	0	0-0	0-0	0
Colorado St.	0	0	0	0.0-0	0.0-0	0	0-0	0-0	0

2020*	UT	AT	Tot	TFL-Y	Sk-Y	FF	FR	INT	PD
Bowling Green	1	0	1	0.0-0	0.0-0	0	0-0	0-0	0
Western Mich.	3	0	3	0.0-0	0.0-0	0	0-0	0-0	2
Eastern Mich.	2	3	5	0.0-0	0.0-0	0	1-0	0-0	0
Ball St.	5	2	7	0.0-0	0.0-0	0	0-0	0-0	0
Northern Ill.	1	1	2	0.0-0	0.0-0	0	0-0	0-0	0
Central Mich.	1	0	1	0.0-0	0.0-0	0	0-0	0-0	1

2021*	UT	AT	Tot	TFL-Y	Sk-Y	FF	FR	INT	PD
Norfolk St.	1	1	2	0.0-0	0.0-0	0	0-0	0-0	0
Notre Dame	4	0	4	1.0-3	0.0-0	0	0-0	0-0	0
Colorado St.	0	0	0	0.0-0	0.0-0	0	0-0	0-0	0
Ball St.	1	1	2	0.0-0	0.0-0	0	0-0	0-0	0
Massachusetts	1	1	2	0.0-0	0.0-0	0	0-0	0-0	0
Northern Ill.	2	1	3	0.0-0	0.0-0	0	0-0	0-0	0
Central Mich.	0	0	0	0.0-0	0.0-0	0	0-0	0-0	0
Western Mich.	0	3	3	0.0-0	0.0-0	0	0-0	0-0	0
Eastern Mich.	3	1	4	0.0-0	0.0-0	0	0-0	1-0	0
Bowling Green	0	0	0	0.0-0	0.0-0	0	0-0	0-0	0
Akron	3	0	3	2.0-9	1.0-8	0	0-0	0-0	0
Middle Tenn.	2	1	3	0.0-0	0.0-0	0	0-0	0-0	0

CAREER HIGHS

• Receptions:	4 vs. Washington State, Sept. 10, 2022
• Receiving Yards:	59 vs. Washington State, Sept. 10, 2022
• Receiving TDs:	2 vs. Washington State, Sept. 10, 2022
• Long Reception:	47 vs. New Mexico State, Sept. 17, 2022

48 COLE DAKOVICH

■ TE ■ Jr./So. ■ 6-5 ■ 250
Waukesha, Wis. (Catholic Memorial)

CAREER RECEIVING STATISTICS

Year	GP/GS	Rec	Yds	TD	Y/C	LG
2022	5/1	0	0	0	--	--
Total	5/1	0	0	0	--	--

GAME-BY-GAME RUSHING/RECEIVING

2022	Rushing				Receiving			
	Att	Yds	TD	Lg	Rec	Yds	TD	Lg
Illinois State	0	0	0	0	0	0	0	0
Ohio State	0	0	0	0	0	0	0	0
Illinois	0	0	0	0	0	0	0	0
Northwestern	0	0	0	0	0	0	0	0
Michigan State	0	0	0	0	0	0	0	0

CAREER HIGHS

• Receptions:	--
• Receiving Yards:	--
• Touchdowns:	--

32 JULIUS DAVIS

■ RB ■ Sr./Jr. ■ 5-10 ■ 201
Menomonee Fallsx, Wis. (Menomonee Falls)

CAREER RUSHING STATISTICS

Year	GP/GS	Att	Yds	TD	Y/C	LG
2019						
2020	1/0	1	1	0	1.0	1
2021	5/0	21	109	0	5.2	17
2022	2/0	11	82	0	7.5	33
Total	8/0	33	192	0	5.8	33

CAREER RECEIVING STATISTICS

Year	GP/GS	Rec	Yds	TD	Y/C	LG
2019						
2020	1/0	0	0	0	0	0
2021	5/0	0	0	0	0	0
2021	2/0	0	0	0	0	0
Total	8/0	0	0	0	0	0

GAME-BY-GAME RUSHING/RECEIVING

2020	Rushing				Receiving			
	Att	Yds	TD	Lg	Rec	Yds	TD	Lg
Minnesota	1	1	0	1	0	0	0	0
2021	Att	Yds	TD	Lg	Rec	Yds	TD	Lg
	7	32	0	11	0	0	0	0
Rutgers	9	47	0	7	0	0	0	0
Northwestern	3	23	0	17	0	0	0	0
Nebraska	0	0	0	0	0	0	0	0
Minnesota	2	7	0	7	0	0	0	0
Arizona St.	0	0	0	0	0	0	0	0
2022	Att	Yds	TD	Lg	Rec	Yds	TD	Lg
	6	37	0	16	0	0	0	0
N. Mexico St.	5	45	0	33	0	0	0	0

CAREER HIGHS

• Rushing Attempts:	9 vs. Northwestern, Nov. 13, 2021
• Rushing Yards:	47 vs. Northwestern, Nov. 13, 2021
• Rushing TDs:	--
• Long Rush:	33 vs. New Mexico State, Sept. 17, 2022
• Receptions:	--
• Receiving Yards:	--

31 JORDAN DIBENEDETTO

■ WR ■ 5th/Sr. ■ 6-0 ■ 200
Stoughton, Wis. (Stoughton)

CAREER RUSHING STATISTICS

Year	GP/GS	Att	Yds	TD	Y/C	LG
2018						
2019						
2020	3/0	0	0	0	0.0	0
2021	6/0	0	0	0	--	0

2022	0/0	0	0	0	--	0
Total	9/0	0	0	0	0.0	0

CAREER RECEIVING STATISTICS

Year	GP/GS	Rec	Yds	TD	Y/C	LG
2018						
2019						
2020	3/0	0	0	0	0.0	0
2021	6/0	0	0	0	0.0	0
2022	0/0	0	0	0	--	0
Total	9/0	0	0	0	0.0	0

CAREER HIGHS

• Receptions:	--
• Receiving Yards:	--
• Receiving TDs:	--

13 CHIMERE DIKE

■ WR ■ Jr./Jr. ■ 6-1 ■ 195
Waukesha, Wis. (North)

CAREER RUSHING STATISTICS

Year	GP/GS	Att	Yds	TD	Y/C	LG
2020	7/6	6	48	0	8.0	30
2021	13/1	3	19	0	6.3	12
2022	9/9	2	7	0	3.5	4
Total	29/16	11	74	0	6.7	30

CAREER RECEIVING STATISTICS

Year	GP/GS	Rec	Yds	TD	Y/C	LG
2020	7/6	12	189	1	15.8	49
2021	13/1	19	272	1	14.3	36
2022	9/9	35	555	6	15.9	74
Total	29/16	66	1,016	8	15.4	74

GAME-BY-GAME RUSHING/RECEIVING

2020	Rushing				Receiving			
	Att	Yds	TD	Lg	Rec	Yds	TD	Lg
Illinois	0	0	0	0	0	0	0	0
Michigan	1	30	0	30	2	29	0	19
Northwestern	0	0	0	0	2	52	1	49
Indiana	0	0	0	0	3	40	0	17
Iowa	3	21	0	18	2	24	0	14
Minnesota	1	-1	0	-1	1	9	0	9
Wake Forest	1	-2	0	-2	2	35	0	27
2021	Att	Yds	TD	Lg	Rec	Yds	TD	Lg
	1	10	0	10	1	9	0	9
Penn State	0	0	0	0	3	30	0	18
E. Michigan	0	0	0	0	0	0	0	0
Notre Dame	0	0	0	0	0	0	0	0
Michigan	0	0	0	0	2	54	1	36
Illinois	1	12	0	12	3	22	0	8
Army	0	0	0	0	1	-4	0	-4
Purdue	0	0	0	0	0	0	0	0
Iowa	0	0	0	0	1	22	0	22
Rutgers	0	0	0	0	3	55	0	25
Northwestern	0	0	0	0	3	37	0	18
Nebraska	0	0	0	0	0	0	0	0
Minnesota	0	0	0	0	1	17	0	17
Arizona St.	1	-3	0	0	1	30	0	30
2022	Att	Yds	TD	Lg	Rec	Yds	TD	Lg
	0	0	0	0	3	106	1	74
Illinois State	0	0	0	0	4	31	0	16
Washington St.	0	0	0	0	2	35	0	28
New Mexico St.	0	0	0	0	1	9	0	9
Ohio State	1	4	0	4	5	76	0	25
Illinois	1	3	0	3	10	185	3	52
Northwestern	0	0	0	0	4	45	1	25
Michigan State	0	0	0	0	3	36	1	20
Purdue	0	0	0	0	3	32	0	17
Maryland	0	0	0	0				

CAREER HIGHS

• Rush Attempts:	3 at Iowa, Dec. 12, 2020
• Rush Yards:	30 at Michigan, Nov. 14, 2020
• Rush TDs:	--
• Long Rush:	30 at Michigan, Nov. 14, 2020
• Receptions:	10 at Northwestern, Oct. 8, 2022
• Receiving Yards:	185 at Northwestern, Oct. 8, 2022
• Receiving TDs:	3 at Northwestern, Oct. 8, 2022
• Long Reception:	74 vs. Illinois State, Sept. 3, 2022

5 CEDRICK DORT JR.

■ CB ■ 6th/Sr. ■ 5-11 ■ 183
Palm Beach Gardens, Fla. (Dwyer/Kentucky)

CAREER DEFENSIVE STATISTICS

Year	G/S	UT	AT	Tot	TFL-Yd	Sk-Yd	FF	FR	INT	PD
2017*	9/0	4	2	6	0-0	0-0	0	0	0	0
2018*										
2019*	12/12	13	3	16	0-0	0-0	1	0	0	5
2020*	10/1	9	1	10	0-0	0-0	0	0	0	2
2021*	13/12	12	7	19	0-0	0-0	0	0	0	0
2022	8/5	9	2	11	0-0	0-0	0	0	0	3
Total	52/30	47	15	62	0-0	0-0	1	0	0	10

GAME-BY-GAME DEFENSE

2017*	UT	AT	Tot	TFL-Y	Sk-Y	FF	FR	INT	PD
Southern Miss.	0	0	0	0.0-0	0.0-0	0	0-0	0-0	0
Eastern Mich.	0	0	0	0.0-0	0.0-0	0	0-0	0-0	0
Missouri	1	0	1	0.0-0	0.0-0	0	0-0	0-0	0
Mississippi St.	0	0	0	0.0-0	0.0-0	0	0-0	0-0	0
Tennessee	2	0	2	0.0-0	0.0-0	0	0-0	0-0	0
Ole Miss	0	0	0	0.0-0	0.0-0	0	0-0	0-0	0
Georgia	1	0	1	0.0-0	0.0-0	0	0-0	0-0	0
Louisville	0	0	0	0.0-0	0.0-0	0	0-0	0-0	0
Northwestern	0	2	2	0.0-0	0.0-0	0	0-0	0-0	0
2019*	UT	AT	Tot	TFL-Y	Sk-Y	FF	FR	INT	PD
Toledo	0	1	1	0.0-0	0.0-0	0	0-0	0-0	0
Eastern Mich.	2	0	2	0.0-0	0.0-0	1	0-0	0-0	1
Florida	0	0	0	0.0-0	0.0-0	0	0-0	0-0	0
Mississippi St.	1	0	1	0.0-0	0.0-0	0	0-0	0-0	0
South Carolina	2	0	2	0.0-0	0.0-0	0	0-0	0-0	0
Arkansas	1	0	1	0.0-0	0.0-0	0	0-0	0-0	0
Georgia	0	2	2	0.0-0	0.0-0	0	0-0	0-0	0
Missouri	2	1	3	0.0-0	0.0-0	0	0-0	0-0	0
Vanderbilt	1	0	1	0.0-0	0.0-0	0	0-0	0-0	2
UT Martin	0	0	0	0.0-0	0.0-0	0	0-0	0-0	1
Louisville	3	0	3	0.0-0	0.0-0	0	0-0	0-0	1
Virginia Tech	1	0	1	0.0-0	0.0-0	0	0-0	0-0	0
2020*	UT	AT	Tot	TFL-Y	Sk-Y	FF	FR	INT	PD
Auburn	2	0	2	0.0-0	0.0-0	0	0-0	0-0	0
Ole Miss	0	0	0	0.0-0	0.0-0	0	0-0	0-0	0
Mississippi St.	3	1	4	0.0-0	0.0-0	0	0-0	0-0	1
Tennessee	0	0	0	0.0-0	0.0-0	0	0-0	0-0	0
Missouri	2	0	2	0.0-0	0.0-0	0	0-0	0-0	0
Georgia	0	0	0	0.0-0	0.0-0	0	0-0	0-0	0
Vanderbilt	0	0	0	0.0-0	0.0-0	0	0-0	0-0	0
Alabama	1	0	1	0.0-0	0.0-0	0	0-0	0-0	0
Florida	1	0	1	0.0-0	0.0-0	0	0-0	0-0	0
South Carolina	0	0	0	0.0-0	0.0-0	0	0-0	0-0	1
2021*	UT	AT	Tot	TFL-Y	Sk-Y	FF	FR	INT	PD
ULM	0	0	0	0.0-0	0.0-0	0	0-0	0-0	0
Missouri	4	0	4	0.0-0	0.0-0	0	0-0	0-0	0
Chattanooga	0	0	0	0.0-0	0.0-0	0	0-0	0-0	0
South Carolina	2	0	2	0.0-0	0.0-0	0	0-0	0-0	0
Florida	1	0	1	0.0-0	0.0-0	0	0-0	0-0	0
LSU	0	2	2	0.0-0	0.0-0	0	0-0	0-0	0
Georgia	1	1	2	0.0-0	0.0-0	0	0-0	0-0	0
Mississippi St.	1	2	3	0.0-0	0.0-0	0	0-0	0-0	0
Tennessee	0	0	0	0.0-0	0.0-0	0	0-0	0-0	0
Vanderbilt	2	0	2	0.0-0	0.0-0	0	0-0	0-0	0
New Mexico St.	0	1	1	0.0-0	0.0-0	0	0-0	0-0	0
Iowa	0	2	2	0.0-0	0.0-0	0	0-0	0-0	0
2022	UT	AT	Tot	TFL-Y	Sk-Y	FF	FR	INT	PD
Illinois State	1	0	1	0.0-0	0.0-0	0	0-0	0-0	0
Washington St	1	1	2	0.0-0	0.0-0	0	0-0	0-0	1
N. Mexico St.	0	0	0	0.0-0	0.0-0	0	0-0	0-0	0
Ohio State	2	0	2	0.0-0	0.0-0	0	0-0	0-0	0
Illinois	0	0	0	0.0-0	0.0-0	0	0-0	0-0	0
Northwestern	2	0	2	0.0-0	0.0-0	0	0-0	0-0	2
Purdue	3	0	3	0.0-0	0.0-0	0	0-0	0-0	0
Maryland	0	1	1	0.0-0	0.0-0	0	0-0	0-0	0

6 DEAN ENGRAM

■ WR ■ Sr./Jr. ■ 5-9 ■ 170
Columbia, Md. (Gonzaga College HS)

CAREER RUSHING STATISTICS

Year	GP/GS	Att	Yds	TD	Y/C	LG
2019		Redshirt season				
2020	7/0	0	0	0	--	0
2021	13/5	0	0	0	--	0
2022	9/0	0	0	0	--	0
Total	29/5	0	0	0	--	0

CAREER RECEIVING STATISTICS

Year	GP/GS	Rec	Yds	TD	Y/C	LG
2019		Redshirt season				
2020	7/0	0	0	0	--	0
2021	13/5	0	0	0	--	0
2022	9/0	8	104	0	13.0	37
Total	29/5	8	104	0	13.0	37

CAREER DEFENSIVE STATISTICS

Year	G/S	UT	AT	Tot	TFL-Yd	Sk-Yd	FF	FR	INT	PD
2019		Redshirt season								
2020	7/0	0	0	0	0.0-0	0.0-0	0	0	0	0
2021	13/5	15	5	20	0.0-0	0.0-0	0	0	1	3
2022	9/0	0	0	0	0.0-0	0.0-0	0	0	0	0
Total	29/5	15	5	20	0.0-0	0.0-0	0	0	1	3

CAREER PUNT RETURN STATISTICS

Year	GP/GS	Ret	Yds	TD	Avg	LG
2019		Redshirt season				
2020	7/0	9	14	0	2.0	5
2021	13/5	15	78	0	6.0	20
2022	9/0	16	66	0	4.1	16
Total	29/5	40	158	0	4.0	20

GAME-BY-GAME RUSHING/RECEIVING

2022	Rushing				Receiving			
	Att	Yds	TD	Lg	Rec	Yds	TD	Lg
Illinois State	0	0	0	0	0	0	0	0
Washington St.	0	0	0	0	0	0	0	0
N. Mexico St.	0	0	0	0	3	63	0	37
Ohio State	0	0	0	0	0	0	0	0
Illinois	0	0	0	0	0	0	0	0
Northwestern	0	0	0	0	4	32	0	14
Michigan State	0	0	0	0	0	0	0	0
Purdue	0	0	0	0	1	9	0	9
Maryland	0	0	0	0	0	0	0	0

GAME-BY-GAME DEFENSE

2020	UT	AT	Tot	TFL-Y	Sk-Y	FF	FR	Int	PD
Illinois	0	0	0	0.0-0	0.0-0	0	0-0	0-0	0
Michigan	0	0	0	0.0-0	0.0-0	0	0-0	0-0	0
Northwestern	0	0	0	0.0-0	0.0-0	0	0-0	0-0	0
Indiana	0	0	0	0.0-0	0.0-0	0	0-0	0-0	0
Iowa	0	0	0	0.0-0	0.0-0	0	0-0	0-0	0
Minnesota	0	0	0	0.0-0	0.0-0	0	0-0	0-0	0
Wake Forest	0	0	0	0.0-0	0.0-0	0	0-0	0-0	0
2021	UT	AT	Tot	TFL-Y	Sk-Y	FF	FR	Int	PD
Penn State	1	0	1	0.0-0	0.0-0	0	0-0	0-0	0
E. Michigan	0	0	0	0.0-0	0.0-0	0	0-0	0-0	0
Notre Dame	1	0	1	0.0-0	0.0-0	0	0-0	0-0	0
Michigan	2	1	3	0.0-0	0.0-0	0	0-0	0-0	0
Illinois	0	0	0	0.0-0	0.0-0	0	0-0	0-0	2
Army	0	0	0	0.0-0	0.0-0	0	0-0	0-0	0
Purdue	3	2	5	0.0-0	0.0-0	0	0-0	0-0	0
Iowa	1	0	1	0.0-0	0.0-0	0	0-0	0-0	0
Rutgers	0	0	0	0.0-0	0.0-0	0	0-0	0-0	1
Northwestern	1	1	2	0.0-0	0.0-0	0	0-0	1-2	1
Nebraska	2	0	2	0.0-0	0.0-0	0	0-0	0-0	0
Minnesota	1	0	1	0.0-0	0.0-0	0	0-0	0-0	0
Arizona St.	3	1	4	0.0-0	0.0-0	0	0-0	0-0	0

GAME-BY-GAME PUNT RETURNS

2020	Ret	Yds	TD	Avg	Lg
Illinois	0	0	0	--	0
Michigan	2	0	0	0.0	0
Northwestern	3	7	0	3.5	5
Indiana	0	0	0	--	0
Iowa	0	0	0	--	0
Minnesota	2	7	0	3.5	5
Wake Forest	2	0	0	0.0	0

2021	Ret	Yds	TD	Avg	Lg
Penn State	2	8	0	4.0	8
E. Michigan	3	30	0	10.0	20
Notre Dame	3	16	0	5.3	6
Michigan	0	0	0	--	0
Illinois	1	5	0	5.0	5
Army	2	0	0	0.0	4
Purdue	1	-1	0	-1.0	-1
Iowa	1	6	0	6.0	6
Rutgers	0	0	0	--	0
Northwestern	0	0	0	--	0
Nebraska	0	0	0	--	0
Minnesota	0	0	0	--	0
Arizona St.	2	12	0	6.0	9

2022	Ret	Yds	TD	Avg	Lg
Illinois State	2	-7	0	-3.5	0
Washington State	2	9	0	4.5	9
N. Mexico State	1	1	0	1.0	1
Ohio State	0	0	0	--	0
Illinois	0	0	0	--	0
Northwestern	2	20	0	10.0	13
Michigan State	3	17	0	5.7	12
Purdue	2	4	0	2.0	6
Maryland	4	22	0	5.5	16

CAREER HIGHS

- Receptions: 4 at Northwestern, Oct. 8, 2022
- Receiving Yards: 63 3 vs. New Mexico State, Sept. 17, 2022
- Receiving TDs: --
- Long Reception: 37 vs. New Mexico State, Sept. 17, 2022
- Tackles: 5 at Purdue, Oct. 23, 2021
- Interceptions: 1 vs. Northwestern, Nov. 13, 2021
- Passes Defended: 2 at Illinois, Oct. 9, 2021
- Punt Returns: 4 vs. Maryland, Nov. 5, 2022
- Punt Return Yds: 30 vs. E. Michigan, Sept. 11, 2021
- Long Punt Ret.: 20 vs. E. Michigan, Sept. 11, 2021

82 JACK ESCHENBACH

■ TE ■ 5th/Sr. ■ 6-6 ■ 241
Downers Grove, Ill. (Benet Academy)

CAREER RUSHING STATISTICS

Year	GP/GS	Att	Yds	TD	Y/C	LG
2018		Redshirt season				
2019	4/0	0	0	0	--	0
2020	6/0	0	0	0	--	0
2021	8/2	0	0	0	--	0
2022	9/1	0	0	0	--	0
Total	27/3	0	0	0	--	0

CAREER RECEIVING STATISTICS

Year	GP/GS	Rec	Yds	TD	Y/C	LG
2018		Redshirt season				
2019	4/0	0	0	0	--	0
2020	6/0	2	27	0	13.5	22
2021	8/2	3	32	0	10.7	18
2022	9/1	10	81	0	8.1	23
Total	27/3	15	150	0	10.0	23

CAREER DEFENSIVE STATISTICS

Year	G/S	UT	AT	Tot	TFL-Yd	Sk-Yd	FF	FR	INT	PD
2018		Redshirt season								
2019	4/0	0	0	0	0.0-0	0.0-0	0	0	0	0
2020	6/0	0	1	1	0.0-0	0.0-0	0	0	0	0
2021	8/2	0	0	0	0.0-0	0.0-0	0	0	0	0
2022	9/1	0	0	0	0.0-0	0.0-0	0	0	0	0
Total	27/3	0	1	1	0.0-0	0.0-0	0	0	0	0

GAME-BY-GAME RUSHING/RECEIVING

2019	Rushing				Receiving			
	Att	Yds	TD	Lg	Rec	Yds	TD	Lg
South Florida	0	0	0	0	0	0	0	0
Central. Mich.	0	0	0	0	0	0	0	0
Kent State	0	0	0	0	0	0	0	0
Michigan State	0	0	0	0	0	0	0	0
2020	Att	Yds	TD	Lg	Rec	Yds	TD	Lg
Illinois	0	0	0	0	0	0	0	0
Michigan	0	0	0	0	0	0	0	0
Northwestern	0	0	0	0	1	5	0	5
Indiana	0	0	0	0	1	22	0	22
Iowa	0	0	0	0	0	0	0	0

2021	Att	Yds	TD	Lg	Rec	Yds	TD	Lg
Penn State	0	0	0	0	1	6	0	6
E. Michigan	0	0	0	0	0	0	0	0
Michigan	0	0	0	0	1	18	0	18
Iowa	0	0	0	0	0	0	0	0
Rutgers	0	0	0	0	0	0	0	0
Northwestern	0	0	0	0	1	8	0	8
Nebraska	0	0	0	0	1	8	0	8
Minnesota	0	0	0	0	0	0	0	0

2022	Att	Yds	TD	Lg	Rec	Yds	TD	Lg
Illinois State	0	0	0	0	0	0	0	0
Washington St.	0	0	0	0	1	23	0	23
N. Mexico St.	0	0	0	0	0	0	0	0
Ohio State	0	0	0	0	1	10	0	10
Illinois	0	0	0	0	5	32	0	10
Northwestern	0	0	0	0	1	11	0	11
Michigan State	0	0	0	0	2	15	0	14
Purdue	0	0	0	0	0	0	0	0
Maryland	0	0	0	0	0	0	0	0

CAREER HIGHS

- Receptions: 5 vs. Illinois, Oct. 1, 2022
- Receiving Yards: 32 vs. Illinois, Oct. 1, 2022
- Receiving TDs: --
- Long Reception: 23 vs. Washington State, Sept. 10, 2022

81 JAYLAN FRANKLIN

■ TE ■ 5th/Sr. ■ 6-4 ■ 243
Brownstown, Mich. (O.A. Carlson)

CAREER RECEIVING STATISTICS

Year	GP/GS	Rec	Yds	TD	Y/C	LG
2018		Redshirt season				
2019	14/0	0	0	0	0.0	0
2020	5/0	0	0	0	0.0	0
2021	11/0	0	0	0	0.0	0
2022	8/0	2	40	0	20.0	21
Total	38/0	2	40	0	20.0	21

CAREER DEFENSIVE STATISTICS

Year	G/S	UT	AT	Tot	TFL-Yd	Sk-Yd	FF	FR	Int	PD
2018		Redshirt season								
2019	14/0	2	0	2	1.0-8	1.0-8	0	0	0	0
2020	5/0	0	0	0	0.0-0	0.0-0	0	0	0	0
2021	11/0	1	0	1	0.0-0	0.0-0	0	0	0	0
2022	8/0	0	0	0	0.0-0	0.0-0	0	0	0	0
Total	38/0	3	0	3	1.0-8	1.0-8	0	0	0	0

GAME-BY-GAME DEFENSE

2019	UT	AT	Tot	TFL-Y	Sk-Y	FF	FR	Int	PD
South Florida	1	0	1	1.0-8	1.0-8	0	0-0	0-0	0
Central Mich.	0	0	0	0.0-0	0.0-0	0	0-0	0-0	0
Michigan	0	0	0	0.0-0	0.0-0	0	0-0	0-0	0
Northwestern	0	0	0	0.0-0	0.0-0	0	0-0	0-0	0
Kent State	0	0	0	0.0-0	0.0-0	0	0-0	0-0	0
Michigan St.	0	0	0	0.0-0	0.0-0	0	0-0	0-0	0
Illinois	0	0	0	0.0-0	0.0-0	0	0-0	0-0	0
Ohio State	0	0	0	0.0-0	0.0-0	0	0-0	0-0	0
Iowa	0	0	0	0.0-0	0.0-0	0	0-0	0-0	0
Nebraska	1	0	1	0.0-0	0.0-0	0	0-0	0-0	0
Purdue	0	0	0	0.0-0	0.0-0	0	0-0	0-0	0
Minnesota	0	0	0	0.0-0	0.0-0	0	0-0	0-0	0
vs Ohio State	0	0	0	0.0-0	0.0-0	0	0-0	0-0	0
vs Oregon	0	0	0	0.0-0	0.0-0	0	0-0	0-0	0
2020	UT	AT	Tot	TFL-Y	Sk-Y	FF	FR	Int	PD
Illinois	0	0	0	0.0-0	0.0-0	0	0-0	0-0	0
Michigan	0	0	0	0.0-0	0.0-0	0	0-0	0-0	0
Northwestern	0	0	0	0.0-0	0.0-0	0	0-0	0-0	0
Indiana	0	0	0	0.0-0	0.0-0	0	0-0	0-0	0
Wake Forest	0	0	0	0.0-0	0.0-0	0	0-0	0-0	0
2021	UT	AT	Tot	TFL-Y	Sk-Y	FF	FR	Int	PD
Penn State	0	0	0	0.0-0	0.0-0	0	0-0	0-0	0
E. Michigan	0	0	0	0.0-0	0.0-0	0	0-0	0-0	0
Notre Dame	1	0	1	0.0-0	0.0-0	0	0-0	0-0	0
Illinois	0	0	0	0.0-0	0.0-0	0	0-0	0-0	0
Army	0	0	0	0.0-0	0.0-0	0	0-0	0-0	0
Purdue	0	0	0	0.0-0	0.0-0	0	0-0	0-0	0
Iowa	0	0	0	0.0-0	0.0-0	0	0-0	0-0	0
Rutgers	0	0	0	0.0-0	0.0-0	0	0-0	0-0	0
Northwestern	0	0	0	0.0-0	0.0-0	0	0-0	0-0	0
Nebraska	0	0	0	0.0-0	0.0-0	0	0-0	0-0	0
Arizona St.	0	0	0	0.0-0	0.0-0	0	0-0	0-0	0

GAME-BY-GAME RUSHING/RECEIVING

2022	Rushing				Receiving			
	Att	Yds	TD	Lg	Rec	Yds	TD	Lg
Illinois State	0	0	0	0	0	0	0	0
N. Mexico St.	0	0	0	0	1	21	0	21
Ohio State	0	0	0	0	0	0	0	0
Illinois	0	0	0	0	0	0	0	0
Northwestern	0	0	0	0	0	0	0	0
Michigan State	0	0	0	0	0	0	0	0
Purdue	0	0	0	0	1	19	0	19
Maryland	0	0	0	0	0	0	0	0

CAREER HIGHS

• Receptions:	1 (2x) MR: vs. Purdue, Oct. 22, 2022
• Receiving Yards:	21 vs. New Mexico State, Sept. 17, 2022
• Receiving TDs:	--
• Tackles:	1 (3x) MR vs. Notre Dame, Sept. 25, 2021
• Tackles for Loss:	1.0 at South Florida, Aug. 30, 2019
• Sacks:	1.0 at South Florida, Aug. 30, 2019

53 ROSS GENGLER

■ OLB ■ So./So. ■ 6-2 ■ 230
Delevan, Wis. (Delevan-Darien)

CAREER DEFENSIVE STATISTICS

Year	G/S	UT	AT	Tot	TFL-Yd	Sk-Yd	FF	FR	INT	PD
2022	8/0	0	0	0	0.0-0	0.0-0	0	0	0	0
Total	8/0	0	0	0	0.0-0	0.0-0	0	0	0	0

GAME-BY-GAME DEFENSE

2022	UT	AT	Tot	TFL-Y	Sk-Y	FF	FR	INT	PD
Illinois State	0	0	0	0.0-0	0.0-0	0	0-0	0-0	0
Washington St	0	0	0	0.0-0	0.0-0	0	0-0	0-0	0
N. Mexico St.	0	0	0	0.0-0	0.0-0	0	0-0	0-0	0
Ohio State	0	0	0	0.0-0	0.0-0	0	0-0	0-0	0
Illinois	0	0	0	0.0-0	0.0-0	0	0-0	0-0	0
Northwestern	0	0	0	0.0-0	0.0-0	0	0-0	0-0	0
Michigan St.	0	0	0	0.0-0	0.0-0	0	0-0	0-0	0
Purdue	0	0	0	0.0-0	0.0-0	0	0-0	0-0	0

CAREER HIGHS

• Tackles:	--
• Tackles for Loss:	--
• Sacks:	--
• Passes Defended:	--
• Interceptions:	--

98 C.J. GOETZ

■ OLB ■ 5th/Sr. ■ 6-3 ■ 240
Muskego, Wis. (Catholic Memorial)

CAREER DEFENSIVE STATISTICS

Year	G/S	UT	AT	Tot	TFL-Yd	Sk-Yd	FF	FR	INT	PD
2018										
2019	12/0	0	0	0	0.0-0	0.0-0	0	0	0	0
2020	6/0	6	4	10	2.0-7	1.0-3	0	0	0	0
2021	13/1	8	10	15	3.5-12	2.0-9	0	0	0	0
2022	9/9	14	23	37	5.5-17	2.0-12	0	0	0	0
Total	40/10	28	37	65	11.0-36	5.0-24	0	0	0	0

GAME-BY-GAME DEFENSE

2019	UT	AT	Tot	TFL-Y	Sk-Y	FF	FR	INT	PD
South Florida	0	0	0	0.0-0	0.0-0	0	0-0	0-0	0
Central Mich.	0	0	0	0.0-0	0.0-0	0	0-0	0-0	0
Michigan	0	0	0	0.0-0	0.0-0	0	0-0	0-0	0
Northwestern	0	0	0	0.0-0	0.0-0	0	0-0	0-0	0
Kent State	0	0	0	0.0-0	0.0-0	0	0-0	0-0	0
Michigan St.	0	0	0	0.0-0	0.0-0	0	0-0	0-0	0
Illinois	0	0	0	0.0-0	0.0-0	0	0-0	0-0	0
Ohio State	0	0	0	0.0-0	0.0-0	0	0-0	0-0	0
Iowa	0	0	0	0.0-0	0.0-0	0	0-0	0-0	0
Nebraska	0	0	0	0.0-0	0.0-0	0	0-0	0-0	0
Purdue	0	0	0	0.0-0	0.0-0	0	0-0	0-0	0
Minnesota	0	0	0	0.0-0	0.0-0	0	0-0	0-0	0
vs Ohio State	0	0	0	0.0-0	0.0-0	0	0-0	0-0	0
vs Oregon	0	0	0	0.0-0	0.0-0	0	0-0	0-0	0

2020	UT	AT	Tot	TFL-Y	Sk-Y	FF	FR	INT	PD
Illinois	3	0	3	1.0-3	1.0-3	0	0-0	0-0	0
Michigan	0	4	4	0.0-0	0.0-0	0	0-0	0-0	0
Northwestern	2	0	2	1.0-4	0.0-0	0	0-0	0-0	0
Indiana	1	0	1	0.0-0	0.0-0	0	0-0	0-0	0
Iowa	0	0	0	0.0-0	0.0-0	0	0-0	0-0	0
Minnesota	0	0	0	0.0-0	0.0-0	0	0-0	0-0	0

2021	UT	AT	Tot	TFL-Y	Sk-Y	FF	FR	Int	PD
Penn State	0	0	0	0.0-0	0.0-0	0	0-0	0-0	0
E. Michigan	0	0	0	0.0-0	0.0-0	0	0-0	0-0	0
Notre Dame	1	0	1	1.0-4	1.0-4	0	0-0	0-0	0
Michigan	1	1	2	0.0-0	0.0-0	0	0-0	0-0	0
Illinois	0	0	0	0.0-0	0.0-0	0	0-0	0-0	0
Army	1	6	7	1.5-3	0.0-0	0	0-0	0-0	0
Purdue	0	0	0	0.0-0	0.0-0	0	0-0	0-0	0
Iowa	2	1	3	1.0-5	1.0-5	0	0-0	0-0	0
Rutgers	0	0	0	0.0-0	0.0-0	0	0-0	0-0	0
Northwestern	1	0	1	0.0-0	0.0-0	0	0-0	0-0	0
Nebraska	0	0	0	0.0-0	0.0-0	0	0-0	0-0	0
Minnesota	1	0	1	0.0-0	0.0-0	0	0-0	0-0	0
Arizona St.	0	2	2	0.0-0	0.0-0	0	0-0	0-0	0

2022	UT	AT	Tot	TFL-Y	Sk-Y	FF	FR	Int	PD
Illinois State	0	0	0	0.0-0	0.0-0	0	0-0	0-0	0
Washington St	1	1	2	0.0-0	0.0-0	0	0-0	0-0	0
N. Mexico St.	3	3	6	1.5-1	0.0-0	0	0-0	0-0	0
Ohio State	1	4	5	0.0-0	0.0-0	0	0-0	0-0	0
Illinois	1	6	7	1.5-3	0.0-0	0	0-0	0-0	0
Northwestern	1	1	2	0.0-0	0.0-0	0	0-0	0-0	0
Michigan St.	3	4	7	1.0-10	1.0-10	0	0-0	0-0	0
Purdue	3	1	4	0.0-0	0.0-0	0	0-0	0-0	0
Maryland	1	3	4	1.5-3	1.0-2	0	0-0	0-0	0

CAREER HIGHS

• Tackles:	7 (3x) MR: at Michigan State, Oct. 15, 2022
• Tackles for Loss:	1.5 (4x) MR: vs. Maryland, Nov. 5, 2022
• Sacks:	1.0 (5x) MR: vs. Maryland, Nov. 5, 2022
• Passes Defended:	--
• Interceptions:	--

39 TATUM GRASS

■ ILB ■ Sr./Sr. ■ 6-2 ■ 232
Holmen, Wis. (Holmen)

CAREER DEFENSIVE STATISTICS

Year	G/S	UT	AT	Tot	TFL-Yd	Sk-Yd	FF	FR	INT	PD
2019										
2020	7/0	2	3	5	0.0-0	0.0-0	0	0	0	0
2021	13/0	5	4	9	0.0-0	0.0-0	0	0	0	0
2022	9/2	10	9	19	1.0-2	0.0-0	0	0	0	0
Total	29/2	17	16	33	1.0-2	0.0-0	0	0	0	0

GAME-BY-GAME DEFENSE

2020	UT	AT	Tot	TFL-Y	Sk-Y	FF	FR	INT	PD
Illinois	1	0	1	0.0-0	0.0-0	0	0-0	0-0	0
Michigan	1	1	2	0.0-0	0.0-0	0	0-0	0-0	0
Northwestern	0	0	0	0.0-0	0.0-0	0	0-0	0-0	0
Indiana	0	0	0	0.0-0	0.0-0	0	0-0	0-0	0
Iowa	0	1	1	0.0-0	0.0-0	0	0-0	0-0	0
Minnesota	0	0	0	0.0-0	0.0-0	0	0-0	0-0	0
Wake Forest	0	1	1	0.0-0	0.0-0	0	0-0	0-0	0

2021	UT	AT	Tot	TFL-Y	Sk-Y	FF	FR	Int	PD
Penn State	0	0	0	0.0-0	0.0-0	0	0-0	0-0	0
E. Michigan	2	0	2	0.0-0	0.0-0	0	0-0	0-0	0
Notre Dame	0	0	0	0.0-0	0.0-0	0	0-0	0-0	0
Michigan	0	0	0	0.0-0	0.0-0	0	0-0	0-0	0
Illinois	1	0	1	0.0-0	0.0-0	0	0-0	0-0	0
Army	0	0	0	0.0-0	0.0-0	0	0-0	0-0	0
Purdue	1	0	1	0.0-0	0.0-0	0	0-0	0-0	0
Iowa	0	0	0	0.0-0	0.0-0	0	0-0	0-0	0
Rutgers	0	0	0	0.0-0	0.0-0	0	0-0	0-0	0
Northwestern	0	0	0	0.0-0	0.0-0	0	0-0	0-0	0
Nebraska	1	1	2	0.0-0	0.0-0	0	0-0	0-0	0
Minnesota	0	1	1	0.0-0	0.0-0	0	0-0	0-0	0
Arizona St.	0	0	0	0.0-0	0.0-0	0	0-0	0-0	0

2022	UT	AT	Tot	TFL-Y	Sk-Y	FF	FR	Int	PD
Illinois State	0	0	0	0.0-0	0.0-0	0	0-0	0-0	0
Washington St	0	0	0	0.0-0	0.0-0	0	0-0	0-0	0
N. Mexico St.	2	1	3	0.0-0	0.0-0	0	0-0	0-0	0
Ohio State	0	0	0	0.0-0	0.0-0	0	0-0	0-0	0
Illinois	1	0	1	0.0-0	0.0-0	0	0-0	0-0	0
Northwestern	4	1	5	0.5-1	0.0-0	0	0-0	0-0	0
Michigan St.	3	6	9	0.5-1	0.0-0	0	0-0	0-0	0
Purdue	0	1	1	0.0-0	0.0-0	0	0-0	0-0	0
Maryland	0	0	0	0.0-0	0.0-0	0	0-0	0-0	0

CAREER HIGHS

• Tackles:	9 at Michigan State, Oct. 15, 2022
• Tackles for Loss:	0.5 (2x) MR: at Michigan State, Oct. 15, 2022
• Sacks:	--
• Interceptions:	--

28 MIKE GREGOIRE

■ WR ■ 5th/Sr. ■ 5-10 ■ 187
Green Bay, Wis. (Notre Dame Academy)

CAREER RUSHING STATISTICS

Year	GP/GS	Att	Yds	TD	Y/C	LG
2018						
2019						
2020						
2021	1/0	0	0	0	0.0	0
2022	0/0	0	0	0	0.0	0
Total	1/0	0	0	0	0.0	0

CAREER RECEIVING STATISTICS

Year	GP/GS	Rec	Yds	TD	Y/C	LG
2018						
2019						
2020						
2021	1/0	0	0	0	--	0
2022	0/0	0	0	0	--	0
Total	1/0	0	0	0	--	0

GAME-BY-GAME RUSHING/RECEIVING

2021	Rushing				Receiving			
	Att	Yds	TD	Lg	Rec	Yds	TD	Lg
Northwestern	0	0	0	0	0	0	0	0

CAREER HIGHS

• Receptions:	--
• Receiving Yards:	--
• Long Reception:	--

20 ISAAC GUERENDO

■ RB ■ 5th/Sr. ■ 6-0 ■ 223
Clayton, Ind. (Avon)

CAREER RUSHING STATISTICS

Year	GP/GS	Att	Yds	TD	Y/C	LG
2018	4/0	0	0	0	0.0	0
2019	6/0	1	1	0	1.0	1
2020	1/0	11	36	0	3.3	13
2021	4/0	23	160	1	7.0	82
2022	9/0	42	280	5	6.7	89
Total	24/0	77	477	6	6.2	89

CAREER RECEIVING STATISTICS

Year	GP/GS	Rec</
------	-------	-------

2022	Att	Yds	TD	Lg	Rec	Yds	TD	Lg
Illinois State	2	3	1	2	1	6	0	6
Washington St.	3	14	0	6	2	12	0	10
N. Mexico St.	12	74	2	30	0	0	0	0
Ohio State	2	-5	0	-5	1	19	0	19
Illinois	1	3	0	3	2	23	0	21
Northwestern	1	3	0	3	0	0	0	0
Michigan State	2	2	0	2	0	0	0	0
Purdue	7	72	1	54	2	7	0	4
Maryland	12	114	1	89	0	0	0	0

GAME-BY-GAME KICK RETURNS

2019	Ret	Yds	TD	Avg	Lg
Minnesota	1	49	0	49.0	49
2022	Ret	Yds	TD	Avg	Lg
Illinois State	1	33	0	33.0	33
N. Mexico State	1	50	0	50.0	50
Ohio State	3	82	0	27.3	38
Illinois	5	107	0	21.4	38
Northwestern	2	24	0	12.0	13
Michigan State	2	56	0	28.0	45
Maryland	1	32	0	32.0	32

CAREER HIGHS

- Rushing Attempts: 13 vs. Penn State, Sept. 4, 2021
- Rushing Yards: 114 vs. Maryland, Nov. 5, 2022
- Rushing TDs: 2 vs. New Mexico State, Sept. 17, 2022
- Long Rush: 89 vs. Maryland, Nov. 5, 2022
- Receptions: 3 vs. Washington State, Sept. 10, 2022
- Receiving Yards: 23 vs. Illinois, Oct. 1, 2022
- Receiving TDs: --
- Long Reception: 21 vs. Illinois, Oct. 1, 2022
- Kick Returns: 5 vs. Illinois, Oct. 1, 2022
- Kick Return Yds: 107 vs. Illinois, Oct. 1, 2022
- Long Kick Ret.: 50 vs. New Mexico State, Sept. 17, 2022

2 RICARDO HALLMAN

- CB • So./Fr. • 5-10 • 177
- Miami, Fla. (University School)

CAREER DEFENSIVE STATISTICS

Year	G/S	UT	AT	Tot	TFL-Yd	Sk-Yd	FF	FR	INT	PD
2021	3/0	0	1	1	0.0-0	0.0-0	0	0	0	1
2022	8/6	6	2	8	0.5-0	0.0-0	0	0	1	2
Total	11/6	6	3	9	0.5-0	0.0-0	0	0	1	3

GAME-BY-GAME DEFENSE

2021	UT	AT	Tot	TFL-Y	Sk-Y	FF	FR	INT	PD
E. Michigan	0	0	0	0.0-0	0.0-0	0	0-0	0-0	0
Rutgers	0	1	1	0.0-0	0.0-0	0	0-0	0-0	1
Arizona St.	0	0	0	0.0-0	0.0-0	0	0-0	0-0	0
2022	UT	AT	Tot	TFL-Y	Sk-Y	FF	FR	INT	PD
Illinois State	3	1	4	0.0-0	0.0-0	0	0-0	0-0	0
Washington St	1	0	1	0.0-0	0.0-0	0	0-0	0-0	0
N. Mexico St.	0	0	0	0.0-0	0.0-0	0	0-0	1-0	0
Ohio State	0	0	0	0.0-0	0.0-0	0	0-0	0-0	1
Illinois	0	0	0	0.0-0	0.0-0	0	0-0	0-0	0
Northwestern	1	0	1	0.0-0	0.0-0	0	0-0	0-0	1
Michigan St.	1	1	2	0.5-0	0.0-0	0	0-0	0-0	0
Purdue	0	0	0	0.0-0	0.0-0	0	0-0	0-0	0

CAREER HIGHS

- Tackles: 4 vs. Illinois State, Sept. 3, 2022
- Tackles for Loss: 0.5 at Michigan State, Oct. 15, 2022
- Interceptions: 1 vs. New Mexico State, Sept. 17, 2022
- Passes Defended: 1 (3x) MR: at Northwestern, Oct. 8, 2022

19 NICK HERBIG

- OLB • Jr./Jr. • 6-2 • 228
- Kauai, Hawaii (Saint Louis School)

CAREER DEFENSIVE STATISTICS

Year	G/S	UT	AT	Tot	TFL-Yd	Sk-Yd	FF	FR	INT	PD
2020	7/7	23	3	26	6.0-11	1.0-5	0	1	0	1
2021	13/13	41	23	64	14.5-73	9.0-57	2	1	0	4
2022	8/8	23	11	34	12.5-80	8.0-68	1	0	0	2
Total	28/28	87	37	124	33.0-164	18.0-130	3	2	0	7

GAME-BY-GAME DEFENSE

2020	UT	AT	Tot	TFL-Y	Sk-Y	FF	FR	INT	PD
Illinois	1	0	1	1.0-5	1.0-5	0	0-0	0-0	1
Michigan	5	0	5	3.0-3	0.0-0	0	0-0	0-0	0
Northwestern	3	0	3	1.0-1	0.0-0	0	0-0	0-0	0

Indiana	2	0	2	0.0-0	0.0-0	0	1-0	0-0	0
Iowa	3	1	4	1.0-2	0.0-0	0	0-0	0-0	0
Minnesota	7	0	7	0.0-0	0.0-0	0	0-0	0-0	0
Wake Forest	2	2	4	0.0-0	0.0-0	0	0-0	0-0	0

2021	UT	AT	Tot	TFL-Y	Sk-Y	FF	FR	INT	PD
Penn State	3	0	3	1.0-6	1.0-6	0	0-0	0-0	0
E. Michigan	0	1	1	0.5-4	0.5-4	0	0-0	0-0	0
Notre Dame	2	1	3	2.0-8	2.0-8	0	0-0	0-0	0
Michigan	5	3	8	1.0-4	0.0-0	0	0-0	0-0	1
Illinois	1	2	3	0.0-0	0.0-0	0	0-0	0-0	3
Army	5	2	7	1.0-1	0.0-0	0	0-0	0-0	0
Purdue	3	0	3	0.0-0	0.0-0	0	1-0	0-0	0
Iowa	3	3	6	2.5-14	2.5-14	1	0-0	0-0	0
Rutgers	3	0	3	2.0-10	1.0-7	0	0-0	0-0	0
Northwestern	4	1	5	1.0-1	0.0-0	1	0-0	0-0	0
Nebraska	4	3	7	1.0-6	0.0-0	0	0-0	0-0	0
Minnesota	3	5	8	0.0-0	0.0-0	0	0-0	0-0	0
Arizona St.	5	2	7	2.5-19	2.0-18	0	0-0	0-0	0

2022	UT	AT	Tot	TFL-Y	Sk-Y	FF	FR	INT	PD
Illinois State	3	1	4	2.0-15	2.0-15	0	0-0	0-0	0
Washington St	2	4	6	1.5-8	1.0-7	0	0-0	0-0	0
N. Mexico St.	2	1	3	1.5-19	1.0-18	0	0-0	0-0	0
Ohio State	2	1	3	0.0-0	0.0-0	0	0-0	0-0	1
Illinois	1	2	3	1.0-3	0.0-0	0	0-0	0-0	0
Northwestern	7	0	7	1.0-6	1.0-6	1	0-0	0-0	0
Michigan St.	2	4	6	2.5-11	1.0-7	0	0-0	0-0	0
Maryland	4	0	4	3.0-18	2.0-15	0	0-0	0-0	1

CAREER HIGHS

- Tackles: 8 at Minnesota, Nov. 27, 2021
- Tackles for Loss: 3.0 (2x) MR: vs. Maryland, Nov. 5, 2022
- Sacks: 2.5 vs. Iowa, Oct. 30, 2021
- Interceptions: --
- Passes Defended: 3 at Illinois, Oct. 9, 2021

52 KADEN JOHNSON

- OLB • So./So. • 6-2 • 230
- St. Paul, Minn. (Minnehaha Academy)

CAREER DEFENSIVE STATISTICS

Year	G/S	UT	AT	Tot	TFL-Yd	Sk-Yd	FF	FR	INT	PD
2022	9/0	9	5	14	0.5-1	0.0-0	0	0	0	0
Total	9/0	9	5	14	0.5-1	0.0-0	0	0	0	0

GAME-BY-GAME DEFENSE

2022	UT	AT	Tot	TFL-Y	Sk-Y	FF	FR	INT	PD
Illinois State	1	1	2	0.0-0	0.0-0	0	0-0	0-0	0
Washington St	0	0	0	0.0-0	0.0-0	0	0-0	0-0	0
N. Mexico St.	3	1	4	0.0-0	0.0-0	0	0-0	0-0	0
Ohio State	2	0	2	0.0-0	0.0-0	0	0-0	0-0	0
Illinois	0	0	0	0.0-0	0.0-0	0	0-0	0-0	0
Northwestern	0	1	1	0.0-0	0.0-0	0	0-0	0-0	0
Michigan St.	0	0	0	0.0-0	0.0-0	0	0-0	0-0	0
Purdue	1	2	3	0.5-1	0.0-0	0	0-0	0-0	0
Maryland	2	0	2	0.0-0	0.0-0	0	0-0	0-0	0

CAREER HIGHS

- Tackles: 4 vs. New Mexico State, Sept. 17, 2022
- Tackles for Loss: 0.5 vs. Purdue, Oct. 22, 2022
- Sacks: --
- Interceptions: --
- Passes Defended: --

56 RODAS JOHNSON

- DE • Sr./Jr. • 6-2 • 293
- Columbus, Ohio (St. Francis DeSales)

CAREER DEFENSIVE STATISTICS

Year	G/S	UT	AT	Tot	TFL-Yd	Sk-Yd	FF	FR	INT	PD
2020	1/0	0	1	1	0.0-0	0.0-0	0	0	0	0
2021	12/0	3	4	7	1.0-7	1.0-7	1	0	0	0
2022	9/6	5	10	15	3.0-10	1.0-8	0	0	0	2
Total	22/6	8	15	23	4.0-17	2.0-15	1	0	0	2

GAME-BY-GAME DEFENSE

2020	UT	AT	Tot	TFL-Y	Sk-Y	FF	FR	INT	PD
Wake Forest	0	1	1	0.0-0	0.0-0	0	0-0	0-0	0
2021	UT	AT	Tot	TFL-Y	Sk-Y	FF	FR	INT	PD
Penn State	0	0	0	0.0-0	0.0-0	0	0-0	0-0	0
E. Michigan	0	0	0	0.0-0	0.0-0	0	0-0	0-0	0
Notre Dame	2	0	2	1.0-7	1.0-7	1	0-0	0-0	0
Michigan	1	1	2	0.0-0	0.0-0	0	0-0	0-0	0
Illinois	0	0	0	0.0-0	0.0-0	0	0-0	0-0	0

Army	0	0	0	0.0-0	0.0-0	0	0-0	0-0	0
Rutgers	0	2	2	0.0-0	0.0-0	0	0-0	0-0	0
Northwestern	0	0	0	0.0-0	0.0-0	0	0-0	0-0	0
Minnesota	0	1	1	0.0-0	0.0-0	0	0-0	0-0	0
Arizona St.	0	0	0	0.0-0	0.0-0	0	0-0	0-0	0

2022	UT	AT	Tot	TFL-Y	Sk-Y	FF	FR	INT	PD
Illinois State	1	1	2	1.0-2	0.0-0	0	0-0	0-0	0
Washington St	0	2	2	0.5-0	0.0-0	0	0-0	0-0	0
N. Mexico St.	0	1	1	0.5-0	0.0-0	0	0-0	0-0	0
Ohio State	0	3	3	0.0-0	0.0-0	0	0-0	0-0	0
Illinois	0	0	0	0.0-0	0.0-0	0	0-0	0-0	0
Northwestern	0	1	1	0.0-0	0.0-0	0	0-0	0-0	0
Michigan St.	1	1	2	0.0-0	0.0-0	0	0-0	0-0	1
Purdue	1	1	2	1.0-8	1.0-8	0	0-0	0-0	0
Maryland	2	0	2	0.0	0.0	0	0-0	0-0	0

CAREER HIGHS

- Tackles: 3 (2x) MR: at Ohio State, Sept. 24, 2022
- Tackles for Loss: 1.0 (3x) MR: vs. Purdue, Oct. 22, 2022
- Sacks: 1.0 (2x) MR: vs. Purdue, Oct. 22, 2022
- Interceptions: --
- Passes Defended: 1 at Michigan State, Oct. 15, 2022

8 AVYONNE JONES

- CB • Fr./Fr. • 5-11 • 187
- Southlake, Texas (Carroll)

CAREER DEFENSIVE STATISTICS

Year	G/S	UT	AT	Tot	TFL-Yd	Sk-Yd	FF	FR	INT	PD
2022	2/0	1	0	1	0.0-0	0.0-0	0	0	0	0
Total	2/0	1	0	1	0.0-0	0.0-0	0	0	0	0

GAME-BY-GAME DEFENSE

2022	UT	AT	Tot	TFL-Y	Sk-Y	FF	FR	INT	PD
Illinois State	0	0	0	0.0-0	0.0-0	0	0-0	0-0	0
N. Mexico St.	1	0	1	0.0-0	0.0-0	0	0-0	0-0	0

CAREER HIGHS

- Tackles: 1 vs. New Mexico State, Sept. 17, 2022
- Interceptions: --
- Passes Defended: --

13 KAMO'I LATU

- S • Jr./Jr. • 6-0 • 195
- Honolulu, Hawaii (Saint Louis School/Utah)

CAREER DEFENSIVE STATISTICS

Year	G/S	UT	AT	Tot	TFL-Yd	Sk-Yd	FF	FR	INT	PD
2021*	14/1	8	8	16	0.0-0	0.0-0	0	0	0	3
2022	9/8	29	14	43	2.0-7	1.0-6	1	0	2	3
Total	23/9	37	22	59	2.0-7	1.0-6	1	0	2	6

GAME-BY-GAME DEFENSE

2021*	UT	AT	Tot	TFL-Y	Sk-Y	FF	FR	INT	PD
Weber St.	0	2	2	0.0-0	0.0-0	0	0-0	0-0	0
BYU	1	1	2	0.0-0	0.0-0	0	0-0	0-0	0
San Diego St.	0	0	0	0.0-0	0.0-0	0	0-0	0-0	0
Washington St.	0	0	0	0.0-0	0.0-0	0	0-0	0-0	0
USC	6	4	10	0.0-0	0.0-0	0	0-0	0-0	1
Arizona St.	0	0	0	0.0-0	0.0-0	0	0-0	0-0	1
Oregon St.	1	1	2	0.0-0	0.0-0	0	0-0	0-0	0
Colorado	0	0	0	0.0-0	0.0-0	0	0-0	0-0	0
Oregon	0	0	0	0.0-0	0.0-0	0	0-0	0-0	0
Ohio State	0	0	0	0.0-0	0.0-0	0	0-0	0-0	0
2022	UT	AT	Tot	TFL-Y	Sk-Y	FF	FR	INT	PD
Illinois State	0	1	1	0.0-0	0.0-0	0	0-0	0-0	1
Washington St	3	3	6	1.0-6	1.0-6	0	0-0	0-0	0
N. Mexico St.	1	0	1	0.0-0	0.0-0	0	0-0	0-0	1
Ohio State	5	1	6	0.0-0	0.0-0	0	0-0	0-0	1
Illinois	0	0	0	0.0-0	0.0-0	0	0-0	0-0	0
Northwestern	3	0	3	0.0-0	0.0-0	0	0-0	2-32	0
Michigan St.	7	6	13	1.0-1	0.0-0	0	0-0	0-0	0
Purdue	3	1	4	0.0-0	0.0-0	0	0-0	0-0	0
Maryland	4	2	6	0.0-0	0.0-0	1	0-0	0-0	0

3 KEONTEZ LEWIS

■ WR • So./So. • 6-2 • 190
East St. Louis, Ill. (East St. Louis/UCLA)

CAREER RUSHING STATISTICS

Year	GP/GS	Att	Yds	TD	Y/C	LG
2021*	11/1	0	0	0	0	0
2022	9/0	0	0	0	0	0
Total	29/1	0	0	0	0	0

CAREER RECEIVING STATISTICS

Year	GP/GS	Rec	Yds	TD	Y/C	LG
2021*	11/1	0	0	0	0	0
2022	9/0	9	149	2	16.6	40
Total	20/1	9	149	2	16.6	40

GAME-BY-GAME RUSHING/RECEIVING

	Rushing				Receiving			
	Att	Yds	TD	Lg	Rec	Yds	TD	Lg
2021*								
Hawaii	0	0	0	0	0	0	0	0
LSU	0	0	0	0	0	0	0	0
Stanford	0	0	0	0	0	0	0	0
Arizona St.	0	0	0	0	0	0	0	0
Arizona	0	0	0	0	0	0	0	0
Washington	0	0	0	0	0	0	0	0
Oregon	0	0	0	0	0	0	0	0
Utah	0	0	0	0	0	0	0	0
Colorado	0	0	0	0	0	0	0	0
USC	0	0	0	0	0	0	0	0
California	0	0	0	0	0	0	0	0
2022								
Illinois State	0	0	0	0	0	0	0	0
Washington St	0	0	0	0	2	62	0	40
N. Mexico St.	0	0	0	0	1	18	1	18
Ohio State	0	0	0	0	0	0	0	0
Illinois	0	0	0	0	1	22	0	22
Northwestern	0	0	0	0	1	6	0	6
Michigan State	0	0	0	0	2	14	1	11
Purdue	0	0	0	0	1	6	0	6
Maryland	0	0	0	0	1	21	0	21

CAREER HIGHS

- Rush Attempts: --
- Rush Yards: --
- Rush TDs: --
- Long Rush: --
- Receptions: 2 (2x) MR: at Michigan State, Oct. 15, 2022
- Receiving Yards: 62 vs. Washington State, Sept. 10, 2022
- Receiving TDs: 1 (2x) MR: at Michigan State, Oct. 15, 2022
- Long Reception: 40 vs. Washington State, Sept. 10, 2022

* At UCLA

12 MAX LOFY

■ CB • Jr./So. • 5-10 • 189
Colorado Springs, Colo. (Pine Creek)

CAREER DEFENSIVE STATISTICS

Year	G/S	UT	AT	Tot	TFL-Yd	Sk-Yd	FF	FR	INT	PD
2020										
2021	10/0	1	2	3	0.0-0	0.0-0	0	0	0	0
2022	9/1	10	4	14	0.0-0	0.0-0	0	0	1	0
Total	19/1	11	6	17	0.0-0	0.0-0	0	0	1	0

GAME-BY-GAME DEFENSE

2021	UT	AT	Tot	TFL-Y	Sk-Y	FF	FR	INT	PD
Penn State	0	0	0	0.0-0	0.0-0	0	0	0-0	0
E. Michigan	0	0	0	0.0-0	0.0-0	0	0	0-0	0
Michigan	0	0	0	0.0-0	0.0-0	0	0	0-0	0
Purdue	1	0	1	0.0-0	0.0-0	0	0	0-0	0
Iowa	0	0	0	0.0-0	0.0-0	0	0	0-0	0
Rutgers	0	1	1	0.0-0	0.0-0	0	0	0-0	0
Northwestern	0	1	1	0.0-0	0.0-0	0	0	0-0	0
Nebraska	0	0	0	0.0-0	0.0-0	0	0	0-0	0
Minnesota	0	0	0	0.0-0	0.0-0	0	0	0-0	0
Arizona St.	0	0	0	0.0-0	0.0-0	0	0	0-0	0
2022									
Illinois State	0	0	0	0.0-0	0.0-0	0	0	0-0	0
Washington St	2	2	4	0.0-0	0.0-0	0	0	0-15	0
N. Mexico St.	2	0	2	0.0-0	0.0-0	0	0	0-0	0
Ohio State	0	0	0	0.0-0	0.0-0	0	0	0-0	0
Illinois	1	0	1	0.0-0	0.0-0	0	0	0-0	0
Northwestern	1	0	1	0.0-0	0.0-0	0	0	0-0	0
Michigan St.	0	2	2	0.0-0	0.0-0	0	0	0-0	0

Purdue	1	0	1	0.0-0	0.0-0	0	0-0	0-0	0
Maryland	3	0	3	0.0-0	0.0-0	0	0-0	0-0	0

CAREER HIGHS

- Tackles: 4 vs. Washington State, Sept. 10, 2022
- Tackles for Loss: --
- Interceptions: 1 vs. Washington State, Sept. 10, 2022
- Passes Defended: --

96 GAVIN LAHM

■ K • Fr./Fr. • 6-0 • 225
Kaukauna, Wis. (Kaukauna)

CAREER KICKOFF STATISTICS

Year	G/S	No.	Yards	Avg.
2022	5/0	27	1,663	61.6
Total	5/0	27	1,663	61.6

CAREER KICKING STATISTICS

Year	G/S	FGM	FGA	FG%	Lg	PAT	PAT%
2022	5/0	0	0	--	--	0-0	--
Total	5/0	0	0	--	--	0-0	--

GAME-BY-GAME KICKING

2022	Field Goals				Kickoffs				PAT
	M-A	Lg	Bk	No	Yds	Avg	TB	OB	M-A
N. Mexico St.	0-0	--	0	11	699	63.5	6	0	0-0
Northwestern	0-0	--	0	2	108	54.0	1	0	0-0
Michigan St.	0-0	--	0	2	123	61.5	0	0	0-0
Purdue	0-0	--	0	6	385	64.2	5	0	0-0
Maryland	0-0	--	0	6	348	58.0	2	0	0-0

CAREER HIGHS

- FG Made: --
- FG Attempted: --
- PAT Made: --
- PAT Attempted: --
- Kickoffs: 11 vs. New Mexico State, Sept. 17, 2022
- Kickoff Yards: 699 vs. New Mexico State, Sept. 17, 2022
- Kickoff Average: 64.2 vs. Purdue, Oct. 22, 2022
- Touchbacks: 6 vs. New Mexico State, Sept. 17, 2022

7 SPENCER LYTLE

■ ILB • Sr./Jr. • 6-2 • 234
Redondo Beach, Calif. (St. John Bosco)

CAREER DEFENSIVE STATISTICS

Year	G/S	UT	AT	Tot	TFL-Yd	Sk-Yd	FF	FR	INT	PD
2020	5/0	1	1	2	0.0-0	0.0-0	0	1	0	0
2021	6/0	3	1	4	1.0-2	0.0-0	0	0	0	0
2022	3/0	0	1	1	0.0-0	0.0-0	0	0	0	0
Total	14/0	4	3	7	1.0-2	0.0-0	0	1	0	0

GAME-BY-GAME DEFENSE

2020	UT	AT	Tot	TFL-Y	Sk-Y	FF	FR	INT	PD
Michigan	0	1	1	0.0-0	0.0-0	0	0	0-0	0
Northwestern	0	0	0	0.0-0	0.0-0	0	1	0-0	0
Iowa	0	0	0	0.0-0	0.0-0	0	0	0-0	0
Minnesota	0	0	0	0.0-0	0.0-0	0	0	0-0	0
Wake Forest	1	0	1	0.0-0	0.0-0	0	0	0-0	0
Arizona St.	0	0	0	0.0-0	0.0-0	0	0	0-0	0
2021									
Penn State	1	0	1	0.0-0	0.0-0	0	0	0-0	0
E. Michigan	2	0	2	1.0-2	0.0-0	0	0	0-0	0
Michigan	0	1	1	0.0-0	0.0-0	0	0	0-0	0
Illinois	0	0	0	0.0-0	0.0-0	0	0	0-0	0
Iowa	0	0	0	0.0-0	0.0-0	0	0	0-0	0
2022									
Illinois	0	0	0	0.0-0	0.0-0	0	0	0-0	0
Northwestern	0	1	1	0.0-0	0.0-0	0	0	0-0	0
Michigan St.	0	0	0	0.0-0	0.0-0	0	0	0-0	0

CAREER HIGHS

- Tackles: 2 vs. E. Michigan, Sept. 11, 2021
- Tackles for Loss: 1.0 vs. E. Michigan, Sept. 11, 2021
- Sacks: --
- Interceptions: --
- Passes Defended: --

96 CADE McDONALD

■ DE • Jr./So. • 6-6 • 285
Houlton, Wis. (Hudson)

CAREER DEFENSIVE STATISTICS

Year	G/S	UT	AT	Tot	TFL-Yd	Sk-Yd	FF	FR	INT	PD
2020	2/0	0	0	0	0.0-0	0.0-0	0	0	0	0
2021										
2022	9/0	1	5	6	0.0-0	0.0-0	0	0	0	0
Total	11/0	1	5	6	0.0-0	0.0-0	0	0	0	0

GAME-BY-GAME DEFENSE

2020	UT	AT	Tot	TFL-Y	Sk-Y	FF	FR	INT	PD
Minnesota	0	0	0	0.0-0	0.0-0	0	0	0-0	0
Wake Forest	0	0	0	0.0-0	0.0-0	0	0	0-0	0
2022									
Illinois State	0	0	0	0.0-0	0.0-0	0	0	0-0	0
Washington St	0	0	0	0.0-0	0.0-0	0	0	0-0	0
N. Mexico St.	1	1	2	0.0-0	0.0-0	0	0	0-0	0
Ohio State	0	0	0	0.0-0	0.0-0	0	0	0-0	0
Illinois	0	0	0	0.0-0	0.0-0	0	0	0-0	0
Northwestern	0	1	1	0.0-0	0.0-0	0	0	0-0	0
Michigan St.	0	2	2	0.0-0	0.0-0	0	0	0-0	0
Purdue	0	0	0	0.0-0	0.0-0	0	0	0-0	0
Maryland	0	1	1	0.0-0	0.0-0	0	0	0-0	0

CAREER HIGHS

- Tackles: 2 (2x) MR: at Michigan State, Oct. 15, 2022
- Tackles for Loss: --
- Passes Defended: --

1 CHEZ MELLUSI

■ RB • Sr./Sr. • 5-11 • 210
Naples, Fla. (Naples/Clemson)

CAREER RUSHING STATISTICS

Year	GP/GS	Att	Yds	TD	Y/C	LG
2019*	12/0	44	276	3	6.3	57
2020*	10/0	27	151	3	5.6	38
2021	9/9	173	815	5	4.7	60
2022	6/0	56	223	1	4.0	16
Clem.	22/0	71	427	6	6.0	57
Wis.	15/9	229	1038	6	4.5	60
Total	37/9	300	1465	12	4.9	60

CAREER RECEIVING STATISTICS

Year	GP/GS	Rec	Yds	TD	Y/C	LG
2019*	12/0	0	0	0	0.0	0
2020*	10/0	5	38	1	7.6	23
2021	9/9	7	66	0	9.4	35
2022	6/0	2	25	1	12.5	23
Clem.	22/0	5	38	1	7.6	23
Wis.	15/9	9	91	1	10.1	35
Total	37/9	14	129	2	9.3	35

GAME-BY-GAME RUSHING/RECEIVING

2019*	Rushing				Receiving			
	Att	Yds	TD	Lg	Rec	Yds	TD	Lg
Georgia Tech	6	36	0	12	0	0	0	0
Syracuse	1	57	1	57	0	0	0	0
Charlotte	6	33	0	8	0	0	0	0
N. Carolina	0	0	0	0	0	0	0	0
Florida State	5	22	0	12	0	0	0	0
Louisville	5	35	1	16	0	0	0	0
Boston College	4	17	0	8	0	0	0	0
Wofford	8	57	0	11	0	0	0	0
NC State	2	5	0	7	0	0	0	0
Wake Forest	2	5	0	4	0	0	0	0
S. Carolina	2	5	0	4	0	0	0	0
Virginia	3	7	1	4	0	0	0	0
2020*	Att	Yds	TD	Lg	Rec	Yds	TD	Lg
Citadel	4	25	0	8	1	-1	0	0
Virginia	3	10	1	8	0	0	0	0
Miami (Fla.)	2	13	0	9	0	0	0	0
Georgia Tech	5	21	1	13	0	0	0	0
Syracuse	3	4	0	3	0	0	0	0
Notre Dame	1	5	0	5	0	0	0	0
Pittsburgh	5	27	1	14	2	8	1	9
Virginia Tech	3	44	0	38	0	0	0	0
Notre Dame	1	2	0	2	2	31	0	23
Ohio State	0	0	0	0	0	0	0	0
2021	Att	Yds	TD	Lg	Rec	Yds	TD	Lg
Penn State	31	121	1	19	2	8	0	6

E. Michigan	20	144	1	60	0	0	0	0
Notre Dame	18	54	0	10	2	39	0	35
Michigan	6	13	0	4	1	8	0	8
Illinois	21	145	1	23	1	0	0	0
Army	16	58	0	12	0	0	0	0
Purdue	27	149	1	35	1	11	0	11
Iowa	19	48	0	5	0	0	0	0
Rutgers	15	75	1	14	0	0	0	0
2022	Att	Yds	TD	Lg	Rec	Yds	TD	Lg
Illinois State	10	148	0	15	1	2	0	2
Washington St	15	44	0	9	0	0	0	0
N. Mexico St.	10	71	1	16	0	0	0	0
Ohio State	4	13	0	6	0	0	0	0
Illinois	7	16	0	5	0	0	0	0
Northwestern	10	31	0	8	1	23	1	23

CAREER HIGHS

- Rushing Attempts: 31 vs. Penn State, Sept. 4, 2021
- Rushing Yards: 149 at Purdue, Oct. 23, 2021
- Rush TDs: 1 (12x) MR: vs. New Mexico St, Sept. 17, 2022
- Long Rush: 60 vs. E. Michigan, Sept. 11, 2021
- Receptions: 2 (3x) MR: vs. Notre Dame, Sept. 25, 2021
- Receiving Yards: 39 vs. Notre Dame, Sept. 25, 2021
- Receiving TDs: 1 (2x) MR: at Northwestern, Oct. 8, 2022
- Long Reception: 35 vs. Notre Dame, Sept. 25, 2021

* At Clemson

20 SEMAR MELVIN

- CB • Sr./Jr. • 5-11 • 170
- Pembroke Pines, Fla. (St. Thomas Aquinas)

CAREER DEFENSIVE STATISTICS

Year	G/S	UT	AT	Tot	TFL-Yd	Sk-Yd	FF	FR	Int	PD
2019	4/2	2	2	4	0.0-0	0.0-0	0	0	0	1
2020	3/0	1	1	2	0.0-0	0.0-0	0	0	0	0
2021	9/0	3	1	4	0.0-0	0.0-0	0	0	0	0
2022	5/0	2	1	3	0.0-0	0.0-0	0	0	0	1
Total	21/2	8	5	13	0.0-0	0.0-0	0	0	0	2

GAME-BY-GAME DEFENSE

2019	UT	AT	Tot	TFL-Y	Sk-Y	FF	FR	Int	PD
South Florida	1	0	1	0.0-0	0.0-0	0	0-0	0-0	0
Ohio State	0	1	1	0.0-0	0.0-0	0	0-0	0-0	0
Minnesota	1	0	1	0.0-0	0.0-0	0	0-0	0-0	1
vs Ohio State	0	1	1	0.0-0	0.0-0	0	0-0	0-0	0

2020	UT	AT	Tot	TFL-Y	Sk-Y	FF	FR	Int	PD
Illinois	0	0	0	0.0-0	0.0-0	0	0-0	0-0	0
Michigan	1	0	1	0.0-0	0.0-0	0	0-0	0-0	0
Northwestern	0	1	1	0.0-0	0.0-0	0	0-0	0-0	0

2021	UT	AT	Tot	TFL-Y	Sk-Y	FF	FR	Int	PD
Penn State	0	0	0	0.0-0	0.0-0	0	0-0	0-0	0
E. Michigan	2	0	2	0.0-0	0.0-0	0	0-0	0-0	0
Notre Dame	0	0	0	0.0-0	0.0-0	0	0-0	0-0	0
Illinois	1	0	1	0.0-0	0.0-0	0	0-0	0-0	0
Army	0	0	0	0.0-0	0.0-0	0	0-0	0-0	0
Purdue	0	0	0	0.0-0	0.0-0	0	0-0	0-0	0
Iowa	0	0	0	0.0-0	0.0-0	0	0-0	0-0	0
Rutgers	0	1	1	0.0-0	0.0-0	0	0-0	0-0	0
Minnesota	0	0	0	0.0-0	0.0-0	0	0-0	0-0	0

2022	UT	AT	Tot	TFL-Y	Sk-Y	FF	FR	Int	PD
Illinois State	0	0	0	0.0-0	0.0-0	0	0-0	0-0	1
Washington St	1	1	2	0.0-0	0.0-0	0	0-0	0-0	0
N. Mexico St.	0	0	0	0.0-0	0.0-0	0	0-0	0-0	0
Illinois	0	0	0	0.0-0	0.0-0	0	0-0	0-0	0
Northwestern	1	0	1	0.0-0	0.0-0	0	0-0	0-0	0

CAREER HIGHS

- Tackles: 2 (2x) MR: vs. Washington St, Sept. 10, 2022
- Tackles for Loss: --
- Sacks: --
- Interceptions: --
- Passes Defended: 1 (2x) MR: vs. Illinois State, Sept. 3, 2022

5 GRAHAM MERTZ

- QB • Sr./Jr. • 6-3 • 216
- Overland Park, Kan. (Blue Valley North)

CAREER PASSING STATISTICS

Year	G/S	C	A	Int	Yds	TD	Pct	Lg	Effc
2019	2/0	9	10	0	73	0	90.0	19	151.3
2020	7/7	118	193	5	1,238	9	61.1	53	125.2
2021	13/13	169	284	11	1,958	10	59.5	72	121.3
2022	9/9	124	206	6	1,707	17	60.2	74	151.2
Total	31/29	420	693	22	4,976	36	60.6	74	131.7

CAREER RUSHING STATISTICS

Year	GP/GS	Att	Yds	TD	Y/C	LG
2019	2/0	2	6	0	3.0	10
2020	7/7	36	38	2	1.1	24
2021	13/13	37	-25	4	-0.7	15
2022	9/9	36	-27	1	-0.8	14
Total	31/29	111	-8	7	0.1	24

GAME-BY-GAME PASSING

2019	Start	Att	Cmp	Int	Pct	Yards	TD	Effc
Central Mich.		5	4	0	80.0	35	0	138.8
Kent State		5	5	0	1,000	38	0	163.8

2020	Start	Att	Cmp	Int	Pct	Yards	TD	Effc
Illinois	*	21	20	0	95.2	248	5	273.0
Michigan	*	22	12	0	54.5	127	2	133.0
Northwestern	*	41	23	3	56.1	230	1	96.6
Indiana	*	34	20	1	58.8	202	0	102.9
Iowa	*	38	20	1	52.6	169	0	84.7
Minnesota	*	20	12	0	60.0	132	0	115.4
Wake Forest	*	17	11	1	64.7	130	1	148.4

2021	Start	Att	Cmp	Int	Pct	Yards	TD	Effc
Penn State	*	37	22	2	59.5	185	0	90.6
E. Michigan	*	17	14	0	82.4	141	0	152.0
Notre Dame	*	41	18	4	43.9	240	1	81.6
Michigan	*	15	8	0	53.3	115	1	139.7
Illinois	*	19	10	1	52.6	100	0	86.3
Army	*	15	8	0	53.3	112	0	116.1
Purdue	*	8	5	0	62.5	52	0	117.1
Iowa	*	22	11	0	50.0	104	1	104.7
Rutgers	*	16	11	1	68.8	240	3	244.1
Northwestern	*	23	18	1	78.2	216	2	177.1
Nebraska	*	18	12	0	66.7	145	1	152.7
Minnesota	*	21	38	1	55.3	171	0	87.8
Arizona St.	*	11	15	1	73.3	137	1	158.72

2022	Start	Att	Cmp	Int	Pct	Yards	TD	Effc
Illinois State	*	16	14	0	87.5	219	1	223.1
Washington St.	*	18	31	1	58.1	227	2	134.4
N. Mexico State.	*	15	12	1	80.0	251	3	273.2
Ohio State	*	20	11	1	55.0	94	1	101.0
Illinois	*	32	17	2	53.1	206	1	105.0
Northwestern	*	29	20	0	69.0	299	5	212.5
Michigan State	*	25	14	1	56.0	131	2	118.4
Purdue	*	20	13	0	65.0	203	2	183.3
Maryland	*	5	18	0	27.8	77	0	63.7

GAME-BY-GAME RUSHING/RECEIVING

2019	Rushing				Receiving			
	Att	Yds	TD	Lg	Rec	Yds	TD	Lg
Central Mich.	0	0	0	0	0	0	0	0
Kent State	2	6	0	10	0	0	0	0

2020	Att	Yds	TD	Lg	Rec	Yds	TD	Lg
Illinois	5	2	0	13	0	0	0	0
Michigan	3	4	0	5	0	0	0	0
Northwestern	7	13	0	24	0	0	0	0
Indiana	8	15	0	18	0	0	0	0
Iowa	5	-17	0	2	0	0	0	0
Minnesota	3	9	0	7	0	0	0	0
Wake Forest	5	12	2	5	0	0	0	0

2021	Att	Yds	TD	Lg	Rec	Yds	TD	Lg
Penn State	9	-26	0	4	0	0	0	0
E. Michigan	1	-5	0	-5	0	0	0	0
Notre Dame	2	0	0	0	0	0	0	0
Michigan	3	-21	0	0	0	0	0	0
Illinois	2	22	0	12	0	0	0	0
Army	5	14	2	9	0	0	0	0
Purdue	4	-1	0	15	0	0	0	0
Iowa	3	2	2	1	0	0	0	0
Rutgers	0	0	0	0	0	0	0	0
Northwestern	0	0	0	0	0	0	0	0
Nebraska	0	0	0	0	0	0	0	0
Minnesota	3	9	0	5	0	0	0	0
Arizona St.	4	-13	0	7	0	0	0	0

2022	Att	Yds	TD	Lg	Rec	Yds	TD	Lg
Illinois State	4	-6	0	2	0	0	0	0
Washington St	2	6	0	10	0	0	0	0
N. Mexico State	3	-5	0	3	0	0	0	0
Ohio State	5	15	1	11	0	0	0	0
Illinois	7	-22	0	4	0	0	0	0
Northwestern	0	0	0	0	0	0	0	0
Michigan State	7	0	0	14	0	0	0	0
Purdue	4	-7	0	9	0	0	0	0
Maryland	5	-8	0	2	0	0	0	0

CAREER HIGHS

- Completions: 23 at Northwestern, Nov. 21, 2020
- Attempts: 41 (2x) MR: vs. Notre Dame, Sept. 25, 2021
- Yards: 299 at Northwestern, Oct. 8, 2022
- Touchdowns: 5 (2x) MR: at Northwestern, Oct. 8, 2022
- Interceptions: 4 at Notre Dame, Sept. 25, 2021
- Long Pass: 74 vs. Illinois State, Sept. 3, 2022
- Rushing Yards: 22 at Illinois, Oct. 9, 2021
- Rush TDs: 2 (3x) MR: vs. Iowa, Oct. 30, 2021
- Long Rush: 24 at Northwestern, Nov. 21, 2020

99 ISAIAH MULLENS

- DE • 5th/Sr. • 6-4 • 303
- Columbus, Ohio (Harvest Prep)

CAREER DEFENSIVE STATISTICS

Year	G/S	UT	AT	Tot	TFL-Yd	Sk-Yd	FF	FR	Int	PD
2018										
2019	13/0	0	1	1	0.0-0	0.0-0	0	0	0	0
2020	7/0	2	2	4	0.5-2	0.0-0	0	0	0	1
2021	13/7	7	17	24	2.5-13	2.0-12	0	0	0	1
2022	6/3	4	6	10	1.5-1	0.0-0	0	0	0	0
Total	39/10	13	26	39	4.5-16	2.0-12	0	0	0	2

GAME-BY-GAME DEFENSE

2019	UT	AT	Tot	TFL-Y	Sk-Y	FF	FR	Int	PD
South Florida	0	0	0	0.0-0	0.0-0	0	0-0	0-0	0
Central Mich.	0	0	0	0.0-0	0.0-0	0	0-0	0-0	0
Michigan	0	0	0	0.0-0	0.0-0	0	0-0	0-0	0
Northwestern	0	0	0	0.0-0	0.0-0	0	0-0	0-0	0
Kent State	0	0	0	0.0-0	0.0-0	0	0-0	0-0	0
Michigan St.	0	0	0	0.0-0	0.0-0	0	0-0	0-0	0
Illinois	0	0	0	0.0-0	0.0-0	0	0-0	0-0	0
Iowa	0	0	0	0.0-0	0.0-0	0	0-0	0-0	0
Nebraska	0	0	0	0.0-0	0.0-0	0	0-0	0-0	0
Purdue	0	0	0	0.0-0	0.0-0	0	0-0	0-0	0
Minnesota	0	1	1	0.0-0	0.0-0	0	0-0	0-0	0
vs Ohio State	0	0	0	0.0-0	0.0-0	0	0-0	0-0	0
vs Oregon	0	0	0	0.0-0	0.0-0	0	0-0	0-0	0

- WISCONSIN FOOTBALL 2022

51 BRYAN SANBORN

■ ILB • So./Fr. • 6-1 • 232
Deer Park, Ill. (Lake Zurich)

CAREER DEFENSIVE STATISTICS

Year	G/S	UT	AT	Tot	TFL-Yd	Sk-Yd	FF	FR	INT	PD
2022	6/0	3	3	6	0.0-0	0.0-0	0	0	0	0
Total	6/0	3	3	6	0.0-0	0.0-0	0	0	0	0

GAME-BY-GAME DEFENSE

2022	UT	AT	Tot	TFL-Y	Sk-Y	FF	FR	INT	PD
Illinois State	0	0	0	0.0-0	0.0-0	0	0-0	0-0	0
N. Mexico St.	2	1	3	0.0-0	0.0-0	0	0-0	0-0	0
Northwestern	0	2	2	0.0-0	0.0-0	0	0-0	0-0	0
Michigan St.	0	0	0	0.0-0	0.0-0	0	0-0	0-0	0
Purdue	0	0	0	0.0-0	0.0-0	0	0-0	0-0	0
Maryland	1	0	1	0.0-0	0.0-0	0	0-0	0-0	0

CAREER HIGHS

- Tackles: 3 vs. New Mexico State, Sept. 17, 2022
- Interceptions: --
- Passes Defended: --
- Sacks: --

29 BRADY SCHIPPER

■ RB • 5th/Sr. • 5-11 • 202
Stoughton, Wis. (Stoughton)

CAREER RUSHING STATISTICS

Year	GP/GS	Att	Yds	TD	Y/C	LG
2018	2/0	0	0	0	0.0	0
2019	7/0	8	25	0	3.1	8
2020	3/0	4	5	0	1.3	3
2021	10/0	28	128	0	4.6	15
2022	8/0	0	0	0	0.0	0
Total	30/0	40	158	0	4.0	15

CAREER RECEIVING STATISTICS

Year	GP/GS	Rec	Yds	TD	Y/C	LG
2018	2/0	0	0	0	0.0	0
2019	7/0	0	0	0	0.0	0
2020	3/0	1	6	0	6.0	6
2021	10/0	7	70	0	10.0	24
2022	8/0	0	0	0	0.0	0
Total	30/0	8	76	0	9.5	24

CAREER DEFENSIVE STATISTICS

Year	G/S	UT	AT	Tot	TFL-Yd	Sk-Yd	FF	FR	INT	PD
2018	2/0	0	0	0	0.0-0	0.0-0	0	0	0	0
2019	7/0	0	0	0	0.0-0	0.0-0	0	0	0	0
2020	3/0	0	0	0	0.0-0	0.0-0	0	0	0	0
2021	10/0	1	0	1	0.0-0	0.0-0	0	0	0	0
2022	8/0	0	1	1	0.0-0	0.0-0	0	0	0	0
Total	30/0	1	1	2	0.0-0	0.0-0	0	0	0	0

GAME-BY-GAME RUSHING/RECEIVING

2018	Rushing				Receiving			
	Att	Yds	TD	Lg	Rec	Yds	TD	Lg
Rutgers	0	0	0	0	0	0	0	0
vs Miami	0	0	0	0	0	0	0	0
2019	Rushing				Receiving			
	Att	Yds	TD	Lg	Rec	Yds	TD	Lg
Central Mich.	1	0	0	0	0	0	0	0
Michigan	1	4	0	4	0	0	0	0
Northwestern	0	0	0	0	0	0	0	0
Kent State	6	21	0	8	0	0	0	0
Ohio State	0	0	0	0	0	0	0	0
Iowa	0	0	0	0	0	0	0	0
2020	Att	Yds	TD	Lg	Rec	Yds	TD	Lg
Iowa	1	3	0	3	1	6	0	6
Minnesota	3	2	0	3	0	0	0	0
Wake Forest	0	0	0	0	0	0	0	0
2021	Att	Yds	TD	Lg	Rec	Yds	TD	Lg
E. Michigan	8	29	0	7	1	10	0	10
Illinois	6	36	0	10	1	4	0	4
Army	1	4	0	4	0	0	0	0
Purdue	3	12	0	5	0	0	0	0
Iowa	0	0	0	0	0	0	0	0
Rutgers	1	2	0	2	0	0	0	0
Northwestern	7	38	0	15	2	30	0	24
Nebraska	1	2	0	2	1	4	0	4
Minnesota	1	5	0	5	2	22	0	16
Arizona St.	0	0	0	0	0	0	0	0

2022	Att	Yds	TD	Lg	Rec	Yds	TD	Lg
Illinois State	0	0	0	0	0	0	0	0
Washington St.	0	0	0	0	0	0	0	0
N. Mexico St.	0	0	0	0	0	0	0	0
Ohio State	0	0	0	0	0	0	0	0
Illinois	0	0	0	0	0	0	0	0
Northwestern	0	0	0	0	0	0	0	0
Maryland	0	0	0	0	0	0	0	0

GAME-BY-GAME DEFENSE

2021	UT	AT	Tot	TFL-Y	Sk-Y	FF	FR	INT	PD
Rutgers	1	0	1	0.0-0	0.0-0	0	0-0	0-0	0
2022	UT	AT	Tot	TFL-Y	Sk-Y	FF	FR	INT	PD
Michigan St.	0	1	1	0.0-0	0.0-0	0	0-0	0-0	0

CAREER HIGHS

- Rush Attempts: 8 vs. Eastern Michigan, Sept. 11, 2021
- Rush Yards: 38 vs. Northwestern, Nov. 13, 2021
- Rush TDs: --
- Long Rush: 15 vs. Northwestern, Nov. 13, 2021
- Receptions: 2 (2x) MR: at Minnesota, Nov. 27, 2021
- Receiving Yards: 30 vs. Northwestern, Nov. 13, 2021
- Long Reception: 24 vs. Northwestern, Nov. 13, 2021
- Tackles: 1 at Rutgers, Nov. 6, 2021

1 JAY SHAW

■ CB • 6th/Sr.^ • 5-11 • 187
Corona, Calif. (Centennial/UCLA)

CAREER DEFENSIVE STATISTICS

Year	G/S	UT	AT	Tot	TFL-Yd	Sk-Yd	FF	FR	INT	PD
2017*	Redshirt season									
2018*	12/0	6	1	7	0-0	0-0	0	0	0	2
2019*	12/4	27	3	30	0-0	0-0	1	0	1	4
2020*	7/7	17	7	24	0-0	0-0	0	0	2	2
2021*	12/5	22	5	27	2.0-7	0-0	1	1	2	2
2022	9/9	21	5	26	1.0-1	0-0	0	0	1	5
Total	52/25	93	21	114	3.0-8	0.0-0	2	1	6	15

GAME-BY-GAME DEFENSE

2018*	UT	AT	Tot	TFL-Y	Sk-Y	FF	FR	INT	PD
Cincinnati	0	0	0	0.0-0	0.0-0	0	0-0	0-0	0
Oklahoma	0	0	0	0.0-0	0.0-0	0	0-0	0-0	0
Fresno St.	0	0	0	0.0-0	0.0-0	0	0-0	0-0	0
Colorado	0	0	0	0.0-0	0.0-0	0	0-0	0-0	0
Washington	0	0	0	0.0-0	0.0-0	0	0-0	0-0	0
California	2	1	3	0.0-0	0.0-0	0	0-0	0-0	0
Arizona	2	0	2	0.0-0	0.0-0	0	0-0	0-0	0
Utah	1	0	1	0.0-0	0.0-0	0	0-0	0-0	0
Oregon	0	0	0	0.0-0	0.0-0	0	0-0	0-0	0
Arizona St.	0	0	0	0.0-0	0.0-0	0	0-0	0-0	0
USC	0	0	0	0.0-0	0.0-0	0	0-0	0-0	0
Stanford	1	0	1	0.0-0	0.0-0	0	0-0	0-0	2
2019*	UT	AT	Tot	TFL-Y	Sk-Y	FF	FR	INT	PD
Cincinnati	4	0	4	0.0-0	0.0-0	0	0-0	1-66	0
SDSU	5	0	5	0.0-0	0.0-0	0	0-0	0-0	1
Oregon	2	0	2	0.0-0	0.0-0	0	0-0	0-0	0
Washington St.	2	1	3	0.0-0	0.0-0	1	0-0	0-0	1
Arizona	2	0	2	0.0-0	0.0-0	0	0-0	0-0	0
Oregon St.	0	0	0	0.0-0	0.0-0	0	0-0	0-0	0
Stanford	3	0	3	0.0-0	0.0-0	0	0-0	0-0	1
ASU	1	0	1	0.0-0	0.0-0	0	0-0	0-0	0
Colorado	2	2	4	0.0-0	0.0-0	0	0-0	0-0	0
Utah	0	0	0	0.0-0	0.0-0	0	0-0	0-0	0
USC	3	0	3	0.0-0	0.0-0	0	0-0	0-0	0
California	3	0	3	0.0-0	0.0-0	0	0-0	0-0	0
2020*	UT	AT	Tot	TFL-Y	Sk-Y	FF	FR	INT	PD
Colorado	2	2	4	0.0-0	0.0-0	0	0-0	0-0	0
California	4	0	4	0.0-0	0.0-0	0	0-0	0-0	1
Oregon	2	1	3	0.0-0	0.0-0	0	0-0	0-0	1
Arizona	0	0	0	0.0-0	0.0-0	0	0-0	0-0	0
Arizona St.	2	0	2	0.0-0	0.0-0	0	0-0	1-21	0
USC	4	0	4	0.0-0	0.0-0	0	0-0	0-0	0
Stanford	3	4	7	0.0-0	0.0-0	0	0-0	1-39	0
2021*	UT	AT	Tot	TFL-Y	Sk-Y	FF	FR	INT	PD
Hawaii	1	0	1	1.0-6	0.0-0	0	0-0	1-3	0
LSU	1	0	1	0.0-0	0.0-0	0	0-0	0-0	0
Fresno St.	3	2	5	1.0-1	0.0-0	0	0-0	0-0	1
Stanford	1	0	1	0.0-0	0.0-0	0	0-0	0-0	0
Arizona St.	0	0	0	0.0-0	0.0-0	0	0-0	0-0	0
Arizona	2	0	2	0.0-0	0.0-0	1	0-0	0-0	0
Washington	3	0	3	0.0-0	0.0-0	0	0-0	0-0	0
Oregon	1	0	1	0.0-0	0.0-0	0	1-24	0-0	1

Utah	3	0	3	0.0-0	0.0-0	0	0-0	0-0	0
Colorado	3	1	4	0.0-0	0.0-0	0	0-0	0-0	0
USC	3	1	4	0.0-0	0.0-0	0	0-0	0-0	0
California	1	1	2	0.0-0	0.0-0	0	0-0	1-18	0
2022	UT	AT	Tot	TFL-Y	Sk-Y	FF	FR	INT	PD
Illinois State	2	0	2	0.0-0	0.0-0	0	0-0	0-0	1
Washington St.	1	0	1	0.0-0	0.0-0	0	0-0	1-6	0
N. Mexico St.	2	0	2	0.0-0	0.0-0	0	0-0	0-0	1
Ohio State	2	3	5	0.0-0	0.0-0	0	0-0	0-0	1
Illinois	5	1	6	0.0-0	0.0-0	0	0-0	0-0	0
Northwestern	3	0	3	0.0-0	0.0-0	0	0-0	0-0	1
Michigan St.	1	0	1	1.0-1	0.0-0	0	0-0	0-0	0
Purdue	3	0	3	0.0-0	0.0-0	0	0-0	0-0	0
Maryland	2	1	3	0.0-0	0.0-0	0	0-0	0-0	1

CAREER HIGHS

- Tackles: 7 vs. Stanford, Dec. 19, 2020*
- Tackles for Loss: 1 (3x) MR: at Michigan State, Oct. 15, 2022
- Sacks: --
- Interceptions: 1 (6x) MR: vs. Washington St, Sept. 10, 2022
- Passes Defended: 2 vs. Stanford, Nov. 24, 2018*

* At UCLA

11 ALEXANDER SMITH

■ CB • 5th/Sr. • 5-11 • 183
Culver City, Calif. (Culver City)

CAREER DEFENSIVE STATISTICS

Year	G/S	UT	AT	Tot	TFL-Yd	Sk-Yd	FF	FR	INT	PD
2018	4/0	1	0	1	0.0-0	0.0-0	0	0	0	1
2019	14/0	4	0	4	0.0-0	0.0-0	0	0	0	1
2020	6/0	2	1	3	0.0-0	0.0-0	0	0	0	1
2021	12/2	11	0	11	0.0-0	0.0-0	0	1	1	0
2022	3/1	4	1	5	1.0-1	0.0-0	0	0	0	1
Total	39/3	22	2	24	1.0-1	0.0-0	0	1	1	4

GAME-BY-GAME DEFENSE

2018	UT	AT	Tot
------	----	----	-----

CAREER HIGHS

• Tackles:	4 vs. Purdue, Oct. 22, 2022
• Tackles for Loss:	1.0 at Michigan State, Oct. 15, 2022
• Sacks:	--
• Interceptions:	1 vs. Michigan, Oct. 2, 2021
• Passes Defended:	1 (4x) MR vs. Purdue, Oct. 22, 2022

45 GARRISON SOLLIDAY

■ ILB • So./Fr. • 5-11 • 240
Eagan, Minn. (St. Thomas Academy)

CAREER DEFENSIVE STATISTICS

Year	G/S	UT	AT	Tot	TFL-Yd	Sk-Yd	FF	FR	INT	PD
2022	1/0	0	0	0	0.0-0	0.0-0	0	0	0	0
Total	1/0	0	0	0	0.0-0	0.0-0	0	0	0	0

GAME-BY-GAME DEFENSE

2022	UT	AT	Tot	TFL-Y	Sk-Y	FF	FR	INT	PD
Illinois State	0	0	0	0.0-0	0.0-0	0	0-0	0-0	0

CAREER HIGHS

• Tackles:	--
• Tackles for Loss:	--
• Sacks:	--
• Interceptions:	--
• Passes Defended:	--

32 MARTY STREY

■ OLB • 5th/Sr. • 6-2 • 225
Sun Prairie, Wis. (Sun Prairie)

CAREER DEFENSIVE STATISTICS

Year	G/S	UT	AT	Tot	TFL-Yd	Sk-Yd	FF	FR	INT	PD
2019	1/0	0	0	0	0.0-0	0.0-0	0	0	0	0
2020	5/0	0	0	0	0.0-0	0.0-0	0	0	0	0
2021	6/0	0	0	0	0.0-0	0.0-0	0	0	0	0
2022	0/0	0	0	0	0.0-0	0.0-0	0	0	0	0
Total	12/0	0	0	0	0.0-0	0.0-0	0	0	0	0

GAME-BY-GAME DEFENSE

2019	UT	AT	Tot	TFL-Y	Sk-Y	FF	FR	INT	PD
Kent State	0	0	0	0.0-0	0.0-0	0	0-0	0-0	0
2020	UT	AT	Tot	TFL-Y	Sk-Y	FF	FR	INT	PD
Illinois	0	0	0	0.0-0	0.0-0	0	0-0	0-0	0
Michigan	0	0	0	0.0-0	0.0-0	0	0-0	0-0	0
Iowa	0	0	0	0.0-0	0.0-0	0	0-0	0-0	0
Minnesota	0	0	0	0.0-0	0.0-0	0	0-0	0-0	0
Wake Forest	0	0	0	0.0-0	0.0-0	0	0-0	0-0	0
2021	UT	AT	Tot	TFL-Y	Sk-Y	FF	FR	INT	PD
Penn State	0	0	0	0.0-0	0.0-0	0	0-0	0-0	0
E. Michigan	0	0	0	0.0-0	0.0-0	0	0-0	0-0	0
Illinois	0	0	0	0.0-0	0.0-0	0	0-0	0-0	0
Army	0	0	0	0.0-0	0.0-0	0	0-0	0-0	0
Purdue	0	0	0	0.0-0	0.0-0	0	0-0	0-0	0
Iowa	0	0	0	0.0-0	0.0-0	0	0-0	0-0	0

CAREER HIGHS

• Tackles:	--
• Interceptions:	--
• Passes Defended:	--
• Sacks:	--
• Passes Defensed	--

90 JAMES THOMPSON JR.

■ DE • Jr./So. • 6-5 • 295
Cincinnati, Ohio (Roger Bacon)

CAREER DEFENSIVE STATISTICS

Year	G/S	UT	AT	Tot	TFL-Yd	Sk-Yd	FF	FR	INT	PD
2020	1/0	0	0	0	0.0-0	0.0-0	0	0	0	0
2021	13/0	1	6	7	0.0-0	0.0-0	0	0	0	0
2022	8/4	7	12	19	3.5-6	0.0-0	0	1	0	0
Total	22/4	8	18	26	3.5-6	0.0-0	0	1	0	0

GAME-BY-GAME DEFENSE

2020	UT	AT	Tot	TFL-Y	Sk-Y	FF	FR	INT	PD
Michigan	0	0	0	0.0-0	0.0-0	0	0-0	0-0	0
2021	UT	AT	Tot	TFL-Y	Sk-Y	FF	FR	INT	PD
Penn State	0	0	0	0.0-0	0.0-0	0	0-0	0-0	0
E. Michigan	0	1	1	0.0-0	0.0-0	0	0-0	0-0	0
Notre Dame	0	0	0	0.0-0	0.0-0	0	0-0	0-0	0

Michigan	0	1	1	0.0-0	0.0-0	0	0-0	0-0	0
Illinois	0	0	0	0.0-0	0.0-0	0	0-0	0-0	0
Army	0	0	0	0.0-0	0.0-0	0	0-0	0-0	0
Purdue	0	0	0	0.0-0	0.0-0	0	0-0	0-0	0
Iowa	1	1	2	0.0-0	0.0-0	0	0-0	0-0	0
Rutgers	0	2	2	0.0-0	0.0-0	0	0-0	0-0	0
Northwestern	0	0	0	0.0-0	0.0-0	0	0-0	0-0	0
Nebraska	0	1	1	0.0-0	0.0-0	0	0-0	0-0	0
Minnesota	0	0	0	0.0-0	0.0-0	0	0-0	0-0	0
Arizona St.	0	0	0	0.0-0	0.0-0	0	0-0	0-0	0

2022	UT	AT	Tot	TFL-Y	Sk-Y	FF	FR	INT	PD
Illinois State	1	1	2	0.0-0	0.0-0	0	0-0	0-0	0
N. Mexico St.	0	2	2	0.5-2	0.0-0	0	0-0	0-0	0
Ohio State	0	2	2	0.0-0	0.0-0	0	0-0	0-0	0
Illinois	2	2	4	1.0-2	0.0-0	0	0-0	0-0	0
Northwestern	2	0	2	0.0-0	0.0-0	0	1-0	0-0	0
Michigan St.	1	1	2	1.0-1	0.0-0	0	0-0	0-0	0
Purdue	0	1	1	0.5-0	0.0-0	0	0-0	0-0	0
Maryland	1	3	4	0.5-1	0.0-0	0	0-0	0-0	0

CAREER HIGHS

• Tackles:	4 (2x) MR: vs. Maryland, Nov. 5, 2022
• Tackles for Loss:	1.0 at Michigan State, Oct. 15, 2022
• Sacks:	--
• Passes Defended	--

41 TITUS TOLER

■ S • Sr./Jr. • 5-11 • 195
Long Beach, Calif. (St. John Bosco)

CAREER DEFENSIVE STATISTICS

Year	G/S	UT	AT	Tot	TFL-Yd	Sk-Yd	FF	FR	INT	PD
2019										
2020	2/0	0	0	0	0.0-0	0.0-0	0	0	1	0
2021										
2022	4/0	3	2	5	0.0-0	0.0-0	0	0	0	1
Total	6/0	3	2	5	0.0-0	0.0-0	0	0	0	1

GAME-BY-GAME DEFENSE

2020	UT	AT	Tot	TFL-Y	Sk-Y	FF	FR	INT	PD
Illinois	0	0	0	0.0-0	0.0-0	0	0-0	1-10	0
Michigan	0	0	0	0.0-0	0.0-0	0	0-0	0-0	0
2022	UT	AT	Tot	TFL-Y	Sk-Y	FF	FR	INT	PD
Illinois	0	0	0	0.0-0	0.0-0	0	0-0	0-0	0
Northwestern	0	0	0	0.0-0	0.0-0	0	0-0	0-0	1
Michigan St.	0	0	0	0.0-0	0.0-0	0	0-0	0-0	0
Purdue	3	2	5	0.0-0	0.0-0	0	0-0	0-0	0

CAREER HIGHS

• Tackles:	5 vs. Purdue, Oct. 22, 2022
• Tackles for Loss:	--
• Sacks:	--
• Interceptions:	1 vs. Illinois, Oct. 23, 2020
• Passes Defended:	1 at Northwestern, Oct. 8, 2022

15 JOHN TORCHIO

■ S • 5th/Sr. • 6-1 • 211
Lafayette, Calif. (Campolindo)

CAREER DEFENSIVE STATISTICS

Year	G/S	UT	AT	Tot	TFL-Yd	Sk-Yd	FF	FR	INT	PD
2018										
2019	8/1	3	0	3	0.0-0	0.0-0	0	0	1	3
2020	5/0	2	2	4	1.0-2	0.0-0	0	0	0	0
2021	13/3	18	12	30	2.0-10	0.5-4	0	0	3	3
2022	9/9	24	20	44	2.5-9	1.0-6	0	0	5	5
Total	35/13	47	34	81	5.5-21	1.5-10	0	0	9	11

GAME-BY-GAME DEFENSE

2019	UT	AT	Tot	TFL-Y	Sk-Y	FF	FR	INT	PD
South Florida	0	0	0	0.0-0	0.0-0	0	0-0	0-0	0
Central Mich.	0	0	0	0.0-0	0.0-0	0	0-0	0-0	0
Michigan	0	0	0	0.0-0	0.0-0	0	0-0	1-9	2
Northwestern	1	0	1	0.0-0	0.0-0	0	0-0	0-0	0
Kent State	0	0	0	0.0-0	0.0-0	0	0-0	0-0	0
Michigan St.	1	0	1	0.0-0	0.0-0	0	0-0	0-0	0
Nebraska	0	0	0	0.0-0	0.0-0	0	0-0	0-0	0
Purdue	1	0	1	0.0-0	0.0-0	0	0-0	0-0	1
2020	UT	AT	Tot	TFL-Y	Sk-Y	FF	FR	INT	PD
Illinois	1	0	1	1.0-2	0.0-0	0	0-0	0-0	0
Northwestern	0	0	0	0.0-0	0.0-0	0	0-0	0-0	0
Indiana	0	0	0	0.0-0	0.0-0	0	0-0	0-0	0

Minnesota	0	0	0	0.0-0	0.0-0	0	0-0	0-0	0
Wake Forest	1	2	3	0.0-0	0.0-0	0	0-0	0-0	0

2021	UT	AT	Tot	TFL-Y	Sk-Y	FF	FR	INT	PD
Penn State	1	0	1	0.0-0	0.0-0	0	0-0	0-0	0
E. Michigan	0	3	3	1.0-4	0.5-4	0	0-0	0-0	0
Notre Dame	0	1	1	0.0-0	0.0-0	0	0-0	0-0	0
Michigan	3	1	4	0.0-0	0.0-0	0	0-0	0-0	0
Illinois	0	0	0	0.0-0	0.0-0	0	0-0	0-0	0
Army	2	2	4	0.0-0	0.0-0	0	0-0	0-0	0
Purdue	1	0	1	0.0-0	0.0-0	0	0-0	1-37	1
Iowa	3	1	4	0.0-0	0.0-0	0	0-0	0-0	0
Rutgers	0	0	0	0.0-0	0.0-0	0	0-0	0-0	0
Northwestern	1	2	3	1.0-6	0.0-0	0	0-0	1-31	1
Nebraska	5	0	5	0.0-0	0.0-0	0	0-0	0-0	0
Minnesota	2	2	4	0.0-0	0.0-0	0	0-0	0-0	0
Arizona St.	4	1	5	1.0-1	0.0-0	0	0-0	1-0	1

2022	UT	AT	Tot	TFL-Y	Sk-Y	FF	FR	INT	PD
Illinois State	1	2	3	1.0-6	1.0-6	0	0-0	1-100	0
Washington St	3	5	8	0.0-0	0.0-0	0	0-0	0-0	1
N. Mexico St.	0	0	0	0.0-0	0.0-0	0	0-0	0-0	1
Ohio State	5	2	7	0.0-0	0.0-0	0	0-0	1-0	0
Illinois	4	1	5	0.0-0	0.0-0	0	0-0	0-0	0
Northwestern	2	1	3	1.5-3	0.0-0	0	0-0	0-0	2
Michigan St	2	3	5	0.0-0	0.0-0	0	0-0	0-0	0
Purdue	3	7	10	0.0-0	0.0-0	0	0-0	2-49	1
Maryland	3	0	3	0.0-0	0.0-0	0	0-0	0-0	0

CAREER HIGHS

• Tackles:	10 vs. Purdue, Oct. 22, 2022
• Tackles for Loss:	1.5 at Northwestern, Oct. 8, 2022
• Sacks:	1.0 vs. Illinois State, Sept. 3, 2022
• Interceptions:	1 (6x) MR: at Ohio State, Sept. 24, 2022
• Passes Defended:	2 (2x) MR: at Northwestern, Oct. 8, 2022

93 ISAAC TOWNSEND

■ DE • Sr./Jr. • 6-5 • 283
Arvada, Colo. (Ralston Valley/Oregon)

CAREER DEFENSIVE STATISTICS

Year	G/S	UT	AT	Tot	TFL-Yd	Sk-Yd	FF	FR	INT	PD
2019*										
2020*										
2021	5/0	0	1	1	0.0-0	0.0-0	0	0	0	0
2022	2/0	0	0	0	0.0-0	0.0-0	0	0	0	0
Total	7/0	0	0	0	0.0-0	0.0-0	0	0	0	0

GAME-BY-GAME DEFENSE

2021	UT	AT	Tot	TFL-Y	Sk-Y	FF	FR	INT	PD
E. Michigan	0	0	0	0.0-0	0.0-0	0	0-0	0-0	0
Illinois	0	0	0	0.0-0	0.0-0	0	0-0	0-0	0
Purdue	0	0	0	0.0-0	0.0-0	0	0-0	0-0	0
Iowa	0	0	0	0.0-0	0.0-0	0	0-0	0-0	0
Rutgers	0	1	1	0.0-0	0.0-0	0	0-0	0-0	0
2022	UT	AT	Tot	TFL-Y	Sk-Y	FF	FR	INT	PD
Illinois State	0	0	0	0.0-0	0.0-0	0	0-0	0-0	0
Purdue	0	0	0	0.0-0	0.0-0	0	0-0	0-0	0

Northwestern	0	0	0	0.0-0	0.0-0	0	0-0	1-6	1
Arizona St.	2	2	4	0.0-0	1.0-7	0	0-0	0	0
2022	UT	AT	Tot	TFL-Y	Sk-Y	FF	FR	INT	PD
Illinois State	4	3	7	2.0-2	1.0-1	0	0-0	0-0	0
Washington St	1	3	4	0.0-0	0.0-0	0	0-0	0-0	0
N. Mexico St.	1	1	2	0.0-0	0.0-0	0	0-0	0-0	0
Ohio State	2	2	4	0.0-0	0.0-0	0	0-0	0-0	0
Illinois	4	4	8	0.0-0	0.0-0	0	0-0	0-0	0
Northwestern	0	0	0	0.0-0	0.0-0	0	0-0	0-0	0
Michigan St.	2	4	6	0.5-0	0.0-0	0	0-0	0-0	0
Purdue	2	4	6	0.0-0	0.0-0	0	0-0	1--1	0
Maryland	5	1	6	0.0-0	0.0-0	0	0-0	0-0	1

CAREER HIGHS

- Tackles: 8 vs. Illinois, Oct. 1, 2022
- Tackles for Loss: 2.0 vs. Illinois State, Sept. 3, 2022
- Sacks: 1 (2x) MR: vs. Illinois State, Sept. 3, 2022
- Interceptions: 1 (3x) MR: vs. Purdue, Oct. 22, 2022
- Passes Defended: 1 (2x) MR: vs. Maryland, Nov. 5, 2022

22 JACK VAN DYKE

■ K • Jr./Jr. • 6-5 • 214
Neenah, Wis. (Neenah)

CAREER KICKOFF STATISTICS

Year	G/S	No.	Yards	Avg.
2020	7/0	34	2,069	60.9
2021	10/0	43	2,677	62.2
2022	5/0	21	1,330	63.3
Total	22/0	98	6,047	61.7

CAREER KICKING STATISTICS

Year	G/S	FGM	FGA	FG%	Lg	PAT	PAT%
2020	7/0	0	1	.000	--	0-0	.000
2021	10/0	0	0	.000	--	0-0	.000
2022	5/0	0	0	.000	--	0-0	.000
Total	22/0	0	0	.000	--	0-0	.000

CAREER DEFENSIVE STATISTICS

Year	G/S	UT	AT	Tot	TFL-Yd	Sk-Yd	FF	FR	INT	PD
2020	7/0	1	0	1	0.0-0	0.0-0	0	0	0	0
2021	10/0	1	0	1	0.0-0	0.0-0	1	0	0	0
2022	5/0	0	0	0	0.0-0	0.0-0	0	0	0	0
Total	22/0	2	0	2	0.0-0	0.0-0	1	0	0	0

GAME-BY-GAME KICKING

2020	Field Goals			Kickoffs			PAT		
	M-A	Lg	Bk	No	Yds	Avg	TB	OB	M-A
Illinois	0-0	0	0	8	470	58.8	1	0	0-0
Michigan	0-0	0	0	8	500	62.5	4	0	0-0
Northwestern	0-0	0	0	2	97	48.5	0	0	0-0
Indiana	0-0	0	0	3	195	65.0	3	0	0-0
Iowa	0-0	0	0	2	128	64.0	1	0	0-0
Minnesota	0-0	0	0	4	233	58.2	2	0	0-0
Wake Forest	0-1	0	1	7	446	63.7	5	1	0-0

2021	Field Goals			Kickoffs			PAT		
	M-A	Lg	Bk	No	Yds	Avg	TB	OB	M-A
Penn State	0-0	0	0	3	171	57.0	1	0	0-0
E. Michigan	0-0	0	0	7	461	65.9	6	0	0-0
Notre Dame	0-0	0	0	4	250	62.5	1	0	0-0
Michigan	0-0	0	0	4	220	57.2	1	1	0-0
Army	0-0	0	0	3	183	61.0	1	0	0-0
Purdue	0-0	0	0	3	189	63.0	1	0	0-0
Iowa	0-0	0	0	6	383	63.8	2	0	0-0
Rutgers	0-0	0	0	8	495	61.9	4	0	0-0
Nebraska	0-0	0	0	2	121	60.5	0	0	0-0
Arizona St.	0-0	0	0	3	195	65.0	2	0	0-0
2022	M-A	Lg	Bk	No	Yds	Avg	TB	OB	M-A
Illinois State	0-0	0	0	7	430	61.4	5	0	0-0
Washington St	0-0	0	0	3	194	64.7	1	0	0-0
Ohio State	0-0	0	0	4	251	62.8	2	0	0-0
Northwestern	0-0	0	0	5	325	65.0	5	0	0-0
Michigan St.	0-0	0	0	2	130	65.0	0	0	0-0

CAREER HIGHS

- FG Made: --
- FG Attempted: 1 vs. Wake Forest, Dec. 30, 2020
- Long Field Goal: --
- PAT Made: --
- PAT Attempted: --
- Kickoffs: 8 (2x) MR at Michigan, Nov. 14, 2020
- Kickoff Yards: 500 at Michigan, Nov. 14, 2020
- Kickoff Average: 65.9 vs. Eastern Michigan, Sept. 11, 2021
- Touchbacks: 6 vs. Eastern Michigan, Sept. 11, 2021
- Tackles: 1 (2x) MR: at Rutgers, Nov. 6, 2021

29 NATE VAN ZELST

■ K • So./Fr. • 5-11 • 184
Glenville, Ill. (Loyola Academy)

CAREER KICKOFF STATISTICS

Year	G/S	No.	Yards	Avg.
2022	7/0	0	0	--
Total	7/0	0	0	--

CAREER KICKING STATISTICS

Year	G/S	FGM	FGA	FG%	Lg	PAT	PAT%
2022	7/0	5	7	.714	39	30-30	1.000
Total	7/0	5	7	.714	39	30-30	1.000

GAME-BY-GAME KICKING

2022	Field Goals			Kickoffs			PAT		
	M-A	Lg	Bk	No	Yds	Avg	TB	OB	M-A
N. Mexico St.	1-1	27	0	0	0	--	0	0	9-9
Ohio State	0-0	--	0	0	0	--	0	0	3-3
Illinois	1-1	39	0	0	0	--	0	0	1-1
Northwestern	0-0	--	0	0	0	--	0	0	6-6
Michigan St.	0-0	--	0	0	0	--	0	0	4-4
Purdue	0-0	--	0	0	0	--	0	0	5-5
Maryland	3-4	38	0	0	0	--	0	0	2-2

CAREER HIGHS

- FG Made: 3 vs. Maryland, Nov. 5, 2022
- FG Attempted: 4 vs. Maryland, Nov. 5, 2022
- Long Field Goal: 39 vs. Illinois, Oct. 1, 2022
- PAT Made: 9 vs. New Mexico State, Sept. 17, 2022
- PAT Attempted: 9 vs. New Mexico State, Sept. 17, 2022
- Kickoffs: --
- Kickoff Yards: --
- Kickoff Average: --

50 AIDAN VAUGHAN

■ ILB • Fr./Fr. • 6-2 • 213
Wixom, Mich. (Walled Lake Western)

CAREER DEFENSIVE STATISTICS

Year	G/S	UT	AT	Tot	TFL-Yd	Sk-Yd	FF	FR	INT	PD
2022	1/0	0	0	0	0.0-0	0.0-0	0	0	0	0
Total	1/0	0	0	0	0.0-0	0.0-0	0	0	0	0

GAME-BY-GAME DEFENSE

2022	UT	AT	Tot	TFL-Y	Sk-Y	FF	FR	INT	PD
Illinois State	0	0	0	0.0-0	0.0-0	0	0-0	0-0	0

CAREER HIGHS

- Tackles: --
- Tackles for Loss: --
- Sacks: --
- Interceptions: --
- Passes Defended: --

38 ANDY VUJNOVICH

■ P • 5th/Sr.^ • 6-3 • 230
Columbus, Wis. (Columbus/Dubuque)

CAREER PUNTING STATISTICS

Year	GP/GS	Punts	Yds	Avg	In-20	Lg
2018			at Dubuque			
2019			at Dubuque			
2020	7/0	33	1,374	41.6	13	60
2021	13/0	49	2,274	46.4	16	68
2022	9/0	39	1,704	43.7	15	64
Total	29/0	121	5,352	44.2	44	68

GAME-BY-GAME PUNTING

2020	P	Yds	Avg	Lg	Blk	TB	FC	50	I20
Illinois	4	184	46.0	60	0	0	1	1	2
Michigan	3	126	42.0	48	0	1	1	0	2
Northwestern	7	291	41.6	57	0	1	2	2	3
Indiana	2	79	39.5	47	0	0	1	0	2
Iowa	9	393	43.7	60	0	1	2	0	3
Minnesota	4	167	41.8	46	0	0	2	0	1
Wake Forest	4	134	33.5	49	0	0	1	0	0
2021	P	Yds	Avg	Lg	Blk	TB	FC	50	I20
Penn State	6	280	46.7	59	0	1	2	2	1
E. Michigan	2	111	55.5	61	0	0	0	2	2
Notre Dame	6	299	49.8	62	0	1	0	2	1
Michigan	8	359	44.9	55	0	0	2	1	2
Illinois	1	56	56.0	56	0	0	0	1	0

Army	4	150	37.5	46	0	0	4	0	2
Purdue	5	227	45.4	52	0	0	0	1	2
Iowa	6	243	40.5	45	0	0	2	0	3
Rutgers	1	34	34.0	34	0	0	1	0	0
Northwestern	3	165	55.0	68	0	1	0	2	1
Nebraska	2	88	44.0	44	0	0	0	0	1
Minnesota	2	96	48.0	55	0	0	1	1	1
Arizona St.	3	166	55.3	57	0	0	0	0	0

2022	P	Yds	Avg	Lg	Blk	TB	FC	50	I20
Illinois State	2	89	44.5	49	0	0	0	0	1
Washington State	3	139	46.3	53	0	0	0	2	1
N. Mexico State	3	145	48.3	52	0	1	0	2	1
Ohio State	6	228	38.0	57	0	1	2	1	0
Illinois	4	214	53.5	58	0	0	1	3	2
Northwestern	3	139	46.3	53	0	1	1	2	2
Michigan State	6	258	43.0	64	0	0	1	1	1
Purdue	6	254	42.3	54	0	0	2	1	4
Maryland	6	238	39.7	50	0	0	1	1	3

CAREER HIGHS

- Punts: 9 at Iowa, Dec. 12, 2020
- Punting Yards: 393 at Iowa, Dec. 12, 2020
- Punting Average: 55.5 vs. E. Michigan, Sept. 11, 2021
- Long Punt: 68 vs. Northwestern, Nov. 13, 2021
- Inside the 20: 4 vs. Purdue, Oct. 22, 2022

31 AMAUN WILLIAMS

■ CB • Jr./So. • 5-10 • 177
Milwaukee, Wis. (Riverside)

CAREER DEFENSIVE STATISTICS

Year	G/S	UT	AT	Tot	TFL-Yd	Sk-Yd	FF	FR	INT	PD
2020					Redshirt season					
2021	1/0	0	0	0	0.0-0	0.0-0	0	0	0	0
2022	6/0	1	1	2	0.0-0	0.0-0	0	0	0	0
Total	7/0	1	1	2	0.0-0	0.0-0	0	0	0	0

GAME-BY-GAME DEFENSE

2021	UT	AT	Tot	TFL-Y	Sk-Y	FF	FR	INT	PD
E. Michigan	0	0	0	0.0-0	0.0-0	0	0-0	0-0	0
2022	UT	AT	Tot	TFL-Y	Sk-Y	FF	FR	INT	PD
Illinois State	0	0	0	0.0-0	0.0-0	0	0-0	0-0	0
N. Mexico St.	0	0	0	0.0-0	0.0-0	0	0-0	0-0	0
Ohio State	0	0	0	0.0-0	0.0-0	0	0-0	0-0	0
Northwestern	1	0	1	0.0-0	0.0-0	0	0-0	0-0	0
Michigan St.	0	1	1	0.0-0	0.0-0	0	0-0	0-0	0
Maryland	0	0	0	0.0-0	0.0-0	0	0-0	0-0	0

CAREER HIGHS

- Tackles: 1 (2x) MR: at Michigan State, Oct. 15, 2022
- Tackles for Loss: --
- Interceptions: --
- Passes Defended: --

24 HUNTER WOHLER

■ S • So./So. • 6-2 • 210
Muskego, Wis. (Muskego)

CAREER DEFENSIVE STATISTICS

Year	G/S	UT	AT	Tot	TFL-Yd	Sk-Yd	FF	FR	INT	PD
2021	13/0	10	6	16	2.0-9	1.0-8	0	0	0	1
2022	2/1	3	3	6	0.0-0	0.0-0	0	0	1	0
Total	15/0	13	9	22	2.0-9	1.0-8	0	0	1	1

CAREER HIGHS

- Tackles: 6 at Rutgers, Nov. 6, 2021
- Tackles for Loss: 1.0 (2x) MR: vs. Northwestern, Nov. 13, 2021
- Sacks: 1.0 vs. Northwestern, Nov. 13, 2021
- Interceptions: 1 vs. Maryland, Nov. 5, 2022
- Passes Defended: 1 vs. Iowa, Oct. 30, 2021

2 CHASE WOLF

■ QB ■ 5th/Sr. ■ 6-1 ■ 195
Cincinnati, Ohio (Saint Xavier)

CAREER PASSING STATISTICS

Year	G/S	C	A	Int	Yds	TD	Pct	Lg	Effic
2018	Redshirt season								
2019	3/0	1	1	0	2	0	1.000	2	116.8
2020	3/0	6	8	2	29	1	.750	9	96.7
2021	4/0	8	16	2	124	1	.500	25	110.7
2022	1/0	0	0	0	0	0	--	0	--
Total	11/0	15	25	4	155	2	.600	25	106.5

CAREER RUSHING STATISTICS

Year	GP/GS	Att	Yds	TD	Y/C	LG
2018	Redshirt season					
2019	3/0	0	0	0	0.0	0
2020	3/0	4	15	0	3.8	8
2021	4/0	6	-24	0	-4.0	5
2022	1/0	0	0	0	--	0
Total	11/0	10	-9	0	-0.9	8

GAME-BY-GAME PASSING

2019	Start	Att	Cmp	Int	Pct	Yards	TD	Effic
South Florida		0	0	0	.000	0	0	0.0
Central Mich.		1	1	0	1.000	2	0	116.8
Michigan St.		0	0	0	.000	0	0	0.0
2020	Start	Att	Cmp	Int	Pct	Yards	TD	Effic
Illinois		0	0	0	.000	0	0	0.0
Minnesota		5	4	1	.800	15	1	131.2
Wake Forest		3	2	1	.667	14	0	39.2
2021	Start	Att	Cmp	Int	Pct	Yards	TD	Effic
E. Michigan		3	2	1	.667	25	0	70.0
Michigan		8	3	1	.375	52	1	108.4
Rutgers		3	2	0	.667	34	0	161.9
Northwestern		2	1	0	.500	13	0	104.6
Maryland		0	0	0	.000	0	0	0.0

GAME-BY-GAME RUSHING/RECEIVING

2019	Rushing				Receiving			
	Att	Yds	TD	Lg	Rec	Yds	TD	Lg
South Florida	0	0	0	0	0	0	0	0
Central Mich.	0	0	0	0	0	0	0	0
Michigan St.	0	0	0	0	0	0	0	0
2020	Att	Yds	TD	Lg	Rec	Yds	TD	Lg
Illinois	1	1	0	1	0	0	0	0
Minnesota	1	2	0	2	0	0	0	0
Wake Forest	2	12	0	8	0	0	0	0
2021	Att	Yds	TD	Lg	Rec	Yds	TD	Lg
E. Michigan	0	0	0	0	0	0	0	0
Michigan	4	-13	0	5	0	0	0	0
Rutgers	2	-11	0	0	0	0	0	0
Northwestern	0	0	0	0	0	0	0	0
2022	Att	Yds	TD	Lg	Rec	Yds	TD	Lg
Maryland	0	0	0	0	0	0	0	0

CAREER HIGHS

- Completions: 4 vs. Minnesota, Dec. 19, 2020
- Attempts: 8 vs. Michigan, Oct. 2, 2021
- Yards: 52 vs. Michigan, Oct. 2, 2021
- Touchdowns: 1 (2x) MR: vs. Michigan, Oct. 2, 2021
- Interceptions: 1 (4x) MR: vs. Michigan, Oct. 2, 2021
- Long Pass: 25 vs. Michigan, Oct. 2, 2021
- Rushing Attempts: 4 vs. Michigan, Oct. 2, 2021
- Rushing Yards: 12 vs. Wake Forest, Dec. 30, 2020
- Rushing TDs: --
- Long Rush: 8 vs. Wake Forest, Dec. 30, 2020

14 PRESTON ZACHMAN

■ S ■ Jr./So. ■ 6-1 ■ 208
Elysburg, Pa. (Southern Columbia)

CAREER DEFENSIVE STATISTICS

Year	G/S	UT	AT	Tot	TFL-Yd	Sk-Yd	FF	FR	INT	PD
2020	1/0	0	0	0	0.0-0	0.0-0	0	0	0	0
2021	Did not play									
2022	6/0	6	5	11	0.5-1	0.0-0	0	0	1	1
Total	7/0	6	5	11	0.5-1	0.0-0	0	0	1	1

GAME-BY-GAME DEFENSE

2020	UT	AT	Tot	TFL-Y	Sk-Y	FF	FR	INT	PD
Michigan	0	0	0	0.0-0	0.0-0	0	0-0	0-0	0
2022	UT	AT	Tot	TFL-Y	Sk-Y	FF	FR	INT	PD
Illinois State	1	1	2	0.0-0	0.0-0	0	0-0	1-0	0
Washington St	1	0	1	0.0-0	0.0-0	0	0-0	0-0	0
N. Mexico St.	0	1	1	0.5-1	0.0-0	0	0-0	0-0	0
Ohio State	2	1	3	0.0-0	0.0-0	0	0-0	0-0	0
Illinois	0	2	2	0.0-0	0.0-0	0	0-0	0-0	0
Northwestern	2	0	2	0.0-0	0.0-0	0	0-0	0-0	1

CAREER HIGHS

- Tackles: 3 at Ohio State, Sept. 24, 2022
- Tackles for Loss: 0.5 vs. New Mexico State, Sept. 17, 2022
- Sacks: --
- Interceptions: 1 vs. Illinois State, Sept. 3, 2022
- Passes Defended: 1 at Northwestern, Oct. 8, 2022

2022 RESULTS (5-4 OVERALL, 3-3 BIG TEN)									
Date	AP Rank	Opponent	Time (CT)	Result	Overall	Big Ten	Time	Attendance	TV
Sept. 3	18	ILLINOIS STATE	6 p.m.	W, 38-0	1-0	0-0	2:49	73,727	FS1
Sept. 10	19	WASHINGTON STATE	2:30 p.m.	L, 14-17	1-1	0-0	3:13	74,001	FOX
Sept. 17	--	NEW MEXICO STATE	2:30 p.m.	W, 66-7	2-1	0-0	3:22	73,080	BTN
Sept. 24	--	at #3 Ohio State*	6:30 p.m.	L, 21-52	2-2	0-1	3:21	105,473	ABC
Oct. 1	--	ILLINOIS*	11 a.m.	L, 10-34	2-3	0-2	3:30	73,502	BTN
Oct. 8	--	at Northwestern*	2:30 p.m.	W, 42-7	3-3	1-2	3:05	32,121	BTN
Oct. 15	--	at Michigan State*	3 p.m.	L, 28-34 2OT	3-4	1-3	3:30	72,526	FOX
Oct. 22	--	PURDUE*	2:30 p.m.	W, 35-24	4-4	2-3	3:20	75,018	ESPN
Nov. 5	--	MARYLAND*	11 a.m.	W, 23-10	5-4	3-3	3:12	74,057	BTN
Nov. 12	--	at Iowa*	2:30 p.m.						FS1
Nov. 19		at Nebraska*	TBD						
Nov. 26		MINNESOTA*	TBD						
Dec. 3		Big Ten Championship	7 p.m.						FOX

TEAM STATISTICS		
	WIS	OPP
Scoring	277	185
Points per game	30.8	20.6
Points Off Turnovers	42	58
First Downs	163	153
Rushing	64	53
Passing	82	84
Penalty	17	16
Rushing Yardage	1650	1024
Yards gained rushing	1823	1218
Yards lost rushing	173	194
Rushing attempts	338	306
Average per rush	4.9	3.3
Average per game	183.3	113.8
TDs Rushing	17	12
Passing Yardage	1824	1908
Comp-Att-Int	130-214-6	163-273-15
Average per pass	8.5	7.0
Average per catch	14.0	11.7
Average per game	202.7	212.0
TDs Passing	18	12
Total offense	3474	2932
Total plays	552	579
Average per play	6.3	5.1
Average per game	386.0	325.8
Kick returns: #-Yards	20-457	14-233
Punt returns: #-Yards	16-66	14-93
Int returns: #-Yards	15-220	6-59
Kick return average	22.9	16.6
Punt return average	4.1	6.6
Int return average	14.7	9.8
Fumbles-Lost	6-5	4-2
Penalties-Yards	63-586	47-468
Average per game	65.1	52.0
Punts-Yards	39-1704	45-1859
Average per punt	43.7	41.3
Net punt average	40.2	38.8
Kickoffs-Yards	51-3188	35-2062
Average per kick	62.5	58.9
Net kick average	40.5	36.8
Time of possession / game	30:24	29:30
3rd-down conversion	45/107	39/122
3rd-down pct	42%	32%
4rd-down conversion	4/10	9/19
4rd-down pct	40%	47%
Sacks by-Yards	19-131	20-124
Touchdowns scored	37	24
Field goals - attempts	6-10	6-9
On-Side kicks	0-0	0-0
Red-zone scores	(27-32) 84%	(23-30) 77%
Red-zone touchdowns	(22-32) 69%	(18-30) 60%
PAT-attempts	(37-37) 100%	(23-23) 100%

INDIVIDUAL STATISTICS									
RUSHING									
Player	GP	Att	Gain	Loss	Net	Avg	TD	Long	Avg/G
Braelon Allen	9	172	1010	21	989	5.8	10	96	109.9
Isaac Guerendo	9	42	290	10	280	6.7	5	89	31.1
Chez Mellusi	6	56	232	9	223	4.0	1	16	37.2
Skyler Bell	9	10	106	1	105	10.5	0	36	11.7
Julius Davis	2	11	83	1	82	7.5	0	33	41.0
Vinny Anthony	8	3	14	0	14	4.7	0	7	1.8
Chimere Dike	9	2	7	0	7	3.5	0	4	0.8
Myles Burkett	2	1	0	9	-9	-9.0	0	0	-4.5
Deacon Hill	1	1	0	10	-10	-10.0	0	0	-10.0
Graham Mertz	9	36	81	108	-27	-0.8	1	14	-3.0
Team	9	4	0	4	-4	-1.0	0	0	-0.4
Total	9	338	1823	173	1650	4.9	17	96	183.3
Opponents	9	306	1218	194	1024	3.3	12	49	113.8
PASSING									
Player	G	Effic	Cmp-Att-Int	Pct	Yds	TD	Long	Avg/G	
Graham Mertz	9	151.2	123-205-6	60.0	1701	17	74	189.0	
Myles Burkett	2	221.1	4-5-0	80.0	84	0	37	42.0	
Braelon Allen	9	269.1	2-3-0	66.7	33	1	23	4.1	
Team	9	0.0	1-1-0	0.0	6	0	0	0.0	
Total	9	154.5	130-214-6	60.7	1824	18	74	202.7	
Opponents	9	121.9	163-273-15	59.7	1908	12	72	212.0	
RECEIVING									
Player	G	No.	Yds	Avg	TD	Long	Avg/G		
Chimere Dike	9	35	555	15.9	6	74	61.7		
Skyler Bell	9	22	367	16.7	4	49	40.8		
Braelon Allen	9	10	100	10.0	0	39	11.1		
Clay Cundiff	4	9	142	15.8	2	47	35.5		
Dean Engram	9	9	111	12.3	0	37	12.3		
Jack Eschenbach	9	9	85	9.4	0	23	9.4		
Keonte Lewis	9	9	149	16.6	2	40	16.6		
Isaac Guerendo	9	8	67	8.4	1	21	7.4		
Markus Allen	6	7	91	13.0	1	19	15.2		
Hayden Rucci	6	4	47	11.8	0	14	7.8		
Jackson Acker	8	3	39	13.0	1	24	4.9		
Jaylan Franklin	8	2	40	20.0	0	21	5.0		
Chez Mellusi	6	2	25	12.5	1	23	4.2		
Total	9	129	1818	14.1	18	74	202.0		
Opponents	9	163	1908	11.7	12	72	212.0		

TOTAL OFFENSE

Player	G	Plays	Rush	Pass	Total	Avg/G
Graham Mertz	9	241	-27	1701	1674	186.0
Braelon Allen	9	175	989	33	1022	113.6
Isaac Guerendo	9	42	280	0	280	31.1
Chez Mellusi	6	56	223	0	223	37.2
Skyler Bell	9	10	105	0	105	11.7
Julius Davis	2	11	82	0	82	41.0
Myles Burkett	2	6	-9	84	75	37.5
Vinny Anthony	8	3	14	0	14	1.8
Chimere Dike	9	2	7	0	7	0.8
Deacon Hill	1	1	-10	0	-10	-10.0
Team	9	0	-4	6	2	0.2
Total	9	552	1650	1824	3474	386.0
Opponents	9	579	1024	1908	2932	325.8

SCORING

Player	TD	FGs	Kick	Rush	Rcv	Pass	DXP	Saf	Points
Braelon Allen	10	-	-	-	-	-	-	-	60
Nate Van Zelst	-	5-7	30-30	-	-	-	-	-	45
Isaac Guerendo	6	-	-	-	-	-	-	-	36
Chimere Dike	6	-	-	-	-	-	-	-	36
Skyler Bell	4	-	-	-	-	-	-	-	24
John Torchio	2	-	-	-	-	-	-	-	12
Clay Cundiff	2	-	-	-	-	-	-	-	12
Chez Mellusi	2	-	-	-	-	-	-	-	12
Keontez Lewis	2	-	-	-	-	-	-	-	12
Vito Calvaruso	-	1-3	7-7	-	-	-	-	-	10
Graham Mertz	1	-	-	-	-	-	-	-	6
Jackson Acker	1	-	-	-	-	-	-	-	6
Markus Allen	1	-	-	-	-	-	-	-	6
Total	37	6-10	37-37	0	0	0	0	0	277
Opponents	24	6-9	23-23	0	0	0	0	0	185

FIELD GOALS

Player	FGM-FGA	Pct	<19	20-29	30-39	40-49	50+	Lg	Blk
Van Zelst, Nate	5-7	71.4	0-0	2-2	3-5	0-0	0-0	39	0
Calvaruso, Vito	1-3	33.3	0-0	1-1	0-0	0-1	0-1	28	0

FIELD GOAL SEQUENCE

Game	Wisconsin	Opponents
Illinois State	(28)	--
Washington State	51, 43	(26)
New Mexico State	(27)	29
Ohio State	--	(25)
Illinois	(39)	(44), (31)
Northwestern	35	21
Michigan State	--	--
Purdue	--	26, (36)
Maryland	(38), (35), 33, (28)	(39)

Numbers in parentheses indicate field goal was made.

PUNTING

Player	No.	Yds	Avg	Long	TB	FC	I20	50+	Blkd
Andy Vujnovich	39	1704	43.7	64	3	9	15	13	0
Total	39	1704	43.7	64	3	9	15	13	0
Opponents	45	1859	41.3	68	1	18	14	4	1

KICKOFFS

Player	No.	Yds	Avg	TB	OB	Retn	Net	YdLn
Gavin Lahm	30	1858	61.9	17	0			
Jack Van Dyke	21	1330	63.3	15	0			
Total	51	3188	62.5	32	0	14	40.5	24

PUNT RETURNS

Player	No.	Yds	Avg	TD	Long
Dean Engram	16	66	4.1	0	16
Total	16	66	4.1	0	16
Opponents	14	93	6.6	0	16

KICKOFF RETURNS

Player	No.	Yds	Avg	TD	Long
Isaac Guerendo	16	403	25.2	0	50
Chimere Dike	2	41	20.5	0	21
Haakon Anderson	1	13	13.0	0	13
Jackson Acker	1	0	0.0	0	0
Total	20	457	22.9	0	50
Opponents	14	233	16.6	0	73

INTERCEPTIONS

Player	No.	Yds	Avg	TD	Long
John Torchio	5	149	29.8	2	100
Kamo'l Latu	2	32	16.0	0	32
Jay Shaw	1	6	6.0	0	6
Maema Njongmeta	1	6	6.0	0	6
Max Lofy	1	15	15.0	0	15
Jordan Turner	1	-1	-1.0	0	0
Preston Zachman	1	0	0.0	0	0
Jake Chaney	1	4	4.0	0	4
Ricardo Hallman	1	0	0.0	0	0
Hunter Wohler	1	9	9.0	0	9
Total	15	220	14.7	2	100
Opponents	6	59	9.8	0	30

FUMBLE RETURNS

Player	No.	Yds	Avg	TD	Long
Thompson Jr., James	1	0	0.0	0	0
Mertz, Graham	1	0	0.0	0	0
Total	2	0	0.0	0	0
Opponents	5	0	0.0	0	0

ALL PURPOSE

Player	G	Rush	Rec	PR	KOR	IR	Tot	Avg/G
Braelon Allen	9	989	100	0	0	0	1089	121.0
Isaac Guerendo	9	280	67	0	403	0	750	83.3
Chimere Dike	9	7	555	0	41	0	603	67.0
Skyler Bell	9	105	367	0	0	0	472	52.4
Chez Mellusi	6	223	25	0	0	0	248	41.3
Dean Engram	9	0	111	66	0	0	177	19.7
Keontez Lewis	9	0	149	0	0	0	149	16.6
John Torchio	9	0	0	0	0	149	149	16.6
Clay Cundiff	4	0	142	0	0	0	142	35.5
Markus Allen	6	0	91	0	0	0	91	15.2
Jack Eschenbach	9	0	85	0	0	0	85	9.4
Julius Davis	2	82	0	0	0	0	82	41.0
Hayden Rucci	6	0	47	0	0	0	47	7.8
Jaylan Franklin	8	0	40	0	0	0	40	5.0
Jackson Acker	8	0	39	0	0	0	39	4.9
Kamo'l Latu	9	0	0	0	0	32	32	3.6
Max Lofy	9	0	0	0	0	15	15	1.7
Vinny Anthony	8	14	0	0	0	0	14	1.8
Haakon Anderson	9	0	0	0	13	0	13	1.4
Hunter Wohler	2	0	0	0	0	9	9	4.5
Jay Shaw	9	0	0	0	0	6	6	0.7
Maema Njongmeta	9	0	0	0	0	6	6	0.7
Jake Chaney	8	0	0	0	0	4	4	0.5
Jordan Turner	9	0	0	0	0	-1	-1	-0.1
Myles Burkett	2	-9	0	0	0	0	-9	-4.5
Deacon Hill	1	-10	0	0	0	0	-10	-10.0
Graham Mertz	9	-27	0	0	0	0	-27	-3.0
Total	9	1650	1818	66	457	220	4211	467.9
Opponents	9	1024	1908	93	233	59	3317	368.6

GAME-BY-GAME PASSING

GRAHAM MERTZ

Game	Att	Comp	Int	Pct	Yards	TD	Long	Sack	Yds	Effic
Illinois State*	16	14	0	87.5	219	1	74	2	8	223.1
Washington State*	31	18	1	58.1	227	2	40	1	4	134.4
New Mexico State*	15	12	1	80.0	251	3	49	1	0	273.2
at Ohio State*	20	11	1	55.0	94	1	26	1	0	101.0
Illinois	32	17	2	53.1	200	1	25	5	29	103.4
at Northwestern	29	20	0	69.0	299	5	52	0	0	212.5
at Michigan State	24	14	1	58.3	131	2	25	3	23	123.4
Purdue	13	21	0	61.9	203	2	39	2	19	174.5
Maryland	18	5	0	27.8	77	0	24	3	11	63.7
at Iowa										
at Nebraska										
Minnesota										
Totals	205	123	6	60.0	1701	17	74	18	105	151.2

MYLES BURKETT

Game	Att	Comp	Int	Pct	Yards	TD	Long	Sack	Yds	Effic
Illinois State	0	0	0	.0.0	0	0	0	1	-9	0.0
Washington State	-	-	-	-	-	-	-	-	-	-
New Mexico State	5	4	0	80.0	84	0	37	0	0	221.1
at Ohio State	-	-	-	-	-	-	-	-	-	-
Illinois	-	-	-	-	-	-	-	-	-	-
at Northwestern	-	-	-	-	-	-	-	-	-	-
at Michigan State	-	-	-	-	-	-	-	-	-	-
Purdue	-	-	-	-	-	-	-	-	-	-
Maryland										
at Iowa										
at Nebraska										
Minnesota										
TOTAL	5	4	0	80.0	84	0	37	0	0	221.1

DEACON HILL

Game	Att	Comp	Int	Pct	Yards	TD	Long	Sack	Yds	Effic
Illinois State	-	-	-	-	-	-	-	-	-	-
Washington State	-	-	-	-	-	-	-	-	-	-
New Mexico State	0	0	0	0.0	0	0	0	1	-10	-
at Ohio State	-	-	-	-	-	-	-	-	-	-
Illinois	-	-	-	-	-	-	-	-	-	-
at Northwestern	-	-	-	-	-	-	-	-	-	-
at Michigan State	-	-	-	-	-	-	-	-	-	-
Purdue	-	-	-	-	-	-	-	-	-	-
Maryland										
at Iowa										
at Nebraska										
Minnesota										
TOTAL	0	0	0	0.0	0	0	0	1	-10	0.0

BRAELON ALLEN

Game	Att	Comp	Int	Pct	Yards	TD	Long	Sack	Yds	Effic
Illinois State	-	-	-	-	-	-	-	-	-	-
Washington State	-	-	-	-	-	-	-	-	-	-
New Mexico State	-	-	-	-	-	-	-	-	-	-
at Ohio State	1	1	0	100.0	10	0	10	0	0	184.0
Illinois	1	0	0	0.0	0	0	0	0	0	0.0
at Northwestern	1	1	0	100.0	23	1	23	0	0	623.2
at Michigan State	-	-	-	-	-	-	-	-	-	-
Purdue	-	-	-	-	-	-	-	-	-	-
Maryland										
at Iowa										
at Nebraska										
Minnesota										
TOTAL	3	2	0	66.7	33	1	23	0	0	269.1

* Started game

GAME-BY-GAME RUSHING

Player	No-Yds/TD	ISU	WSU	NMSU	OSU	ILL	NU	MSU	PUR	UMD	IOWA	NEB	MINN
Braelon Allen RB	172-989/10	14-148/2	21-98/0	15-86/3	23-165/1	8-2/0	23-135/0	29-123/2	16-113/1	23-119/1			
Chez Mellusi RB	56-223/1	10-48/0	15-44/0	10-71/1	4-13/0	7-16/0	10-31/0	DNP	DNP	DNP			
Isaac Guerendo RB	42-280/5	2-3/1	3-14/0	12-74/2	2--5/0	1-3/0	1-3/0	2-2/0	7-72/1	12-114/1			
Graham Mertz QB	36--27/1	4--6/0	2-6/0	2--5/0	5-15/1	7--22/0	-	7-0/0	4--7/0	5--8/0			
Julius Davis RB	11-82/0	6-37/0	DNP	5-45/0	DNP	DNP	DNP	DNP	DNP	DNP			
Skyler Bell WR	10-105/0	-	3-12/0	-	-	-	2-13/0	1-27/0	1-1/0	3-52/0			
Vinny Anthony WR	3-14/0	-	DNP	-	-	-	2-11/0	-	-	1-3/0			
Chimere Dike WR	2-7/0	-	-	-	1-4/0	1-3/0	-	-	-	-			
Myles Burkett QB	1--9/0	1--9/0	DNP	-	DNP	DNP	DNP	DNP	DNP	DNP			
Deacon Hill QB	1--10/0	DNP	DNP	1--10/0	DNP	DNP	DNP	DNP	DNP	DNP			

GAME-BY-GAME RECEIVING

Player	No-Yds/TD	ISU	WSU	NMSU	OSU	ILL	NU	MSU	PUR	UMD	IOWA	NEB	MINN
Chimere Dike WR	35-555/6	3-106/1	4-31/0	2-35/0	1-9/0	5-76/0	10-185/3	4-45/1	3-36/1	3-32/0			
Skyler Bell WR	22-367/4	2-21/0	2-17/0	4-108/2	4-55/0	1-19/0	2-36/1	3-24/0	4-87/1	-			
Braelon Allen RB	10-100/0	-	2-12/0	-	3-6/0	-	1-10/0	3-33/0	1-39/0	-			
Keontez Lewis WR	9-149/2	-	2-62/0	1-18/1	-	1-22/0	1-6/0	2-14/1	1-6/0	1-21/0			
Clay Cundiff TE	9-142/2	2-23/0	4-59/2	2-57/0	1-3/0	DNP	DNP	DNP	DNP	DNP			
Dean Engram WR	9-111/0	-	-	3-63/0	-	1-7/0	4-32/0	-	1-9/0	-			
Jack Eschenbach TE	9-85/0	-	1-23/0	-	1-10/0	4-26/0	1-11/0	2-15/0	-	-			
Isaac Guerendo RB	8-67/1	1-6/0	2-12/0	-	1-19/0	2-23/1	-	-	2-7/0	-			
Markus Allen WR	7-91/1	3-34/0	1-11/0	-	-	2-27/0	1-19/1	DNP	DNP	DNP			
Hayden Rucci TE	4-47/0	2-27/0	-	2-20/0	-	-	DNP	DNP	DNP	-			
Jackson Acker FB	3-39/1	-	-	1-13/0	1-2/1	-	-	DNP	-	1-24/0			
Jaylan Franklin TE	2-40/0	-	DNP	1-21/0	-	-	-	-	1-19/0	-			
Chez Mellusi RB	2-25/1	1-2/0	-	-	-	-	1-23/1	DNP	DNP	DNP			

GAME-BY-GAME PUNT RETURNS

Player	No-Yds	ISU	WSU	NMSU	OSU	ILL	NU	MSU	PUR	UMD	IOWA	NEB	MINN
Dean Engram	12-44	2-(-7)	2-9	1-1	0-0	0-0	2-20	3-17	2-4	4-22			

GAME-BY-GAME KICK RETURNS

Player	No-Yds	ISU	WSU	NMSU	OSU	ILL	NU	MSU	PUR	UMD	IOWA	NEB	MINN
Isaac Guerendo	15-371	1-33	1-19	1-50	3-82	5-107	2-24	2-56	-	1-32			
Chimere Dike	2-41	-	-	-	-	2-41	-	-	-	-			
Haakon Anderson	1-13	-	-	-	-	-	-	1-13	-	-			
Jackson Acker	1-0	-	-	-	-	-	-	DNP	1-0	-			

GAME-BY-GAME INTERCEPTIONS

Player	No-Yds	ISU	WSU	NMSU	OSU	ILL	NU	MSU	PUR	UMD	IOWA	NEB	MINN
John Torchio	5-149	1-100	-	-	1-0	-	-	1-0	2-49	-			
Kamo'i Latu	2-32	-	-	-	-	-	2-32	-	-	-			
Max Lofy	1-15	-	1-15	-	-	-	-	-	-	-			
Hunter Wholer	1-9	-	DNP	DNP	DNP	DNP	DNP	DNP	DNP	1-9			
Jay Shaw	1-6	-	1-6	-	-	-	-	-	-	-			
Maema Njongmeta	1-6	-	-	1-6	-	-	-	-	-	-			
Jake Chaney	1-4	-	-	1-4	-	-	-	DNP	-	-			
Ricardo Hallman	1-0	-	-	1-0	-	-	-	-	-	-			
Preston Zachman	1-0	1-0	-	-	-	-	-	DNP	DNP	-			
Jordan Turner	1--1	-	-	-	-	-	-	-	1--1	-			

DEFENSIVE STATISTICS

Player	GP	Solo	Ast	Total	TFL-Yds	Sack-Yards	Int-Yds	PBU	QBH	FR-Yds	FF	Blocks	Saf
Maema Njongmeta	9	29	31	60	4-14	1-8	1-6	1	2
John Torchio	9	24	21	45	2.5-9	1-6	5-149	5
Jordan Turner	9	21	23	44	2.5-2	1-1	1--1	1	3	.	1	.	.
Kamo'I Latu	9	28	14	42	2-7	1-6	2-32	3
C.J. Goetz	9	14	23	37	5.5-17	2-12
Nick Herbig	8	23	11	34	12.5-80	8-68	.	2	2	.	1	.	.
Jake Chaney	8	16	14	30	3-8	1-5	1-4	.	1
Jay Shaw	9	21	5	26	1-1	.	1-6	5
Keeanu Benton	9	12	11	23	4-20	3-17	.	1	2
Tatum Grass	9	10	9	19	1-2
James Thompson Jr.	9	7	12	19	3.5-6	.	.	.	2	1-0	.	.	.
Darryl Peterson	9	8	10	18	.	.	.	1	2
Rodas Johnson	9	5	10	15	3-10	1-8	.	2	2
Kaden Johnson	9	9	5	14	0.5-1
Max Lofy	9	10	4	14	.	.	1-15	1	.
Cedrick Dort Jr.	8	9	2	11	.	.	.	3
Justin Clark	7	7	4	11	0.5-1
Gio Paez	7	6	5	11	1-1	.	.	.	1
Preston Zachman	6	6	5	11	0.5-1	.	1-0	1
Isaiah Mullens	5	4	6	10	1.5-1
Ricardo Hallman	8	6	2	8	0.5-0	.	1-0	3
Titus Toler	5	3	4	7	.	.	.	1
Bryan Sanborn	7	3	3	6
Cade McDonald	9	1	5	6
Hunter Wohler	2	3	3	6	1-4	.	1-9
Alexander Smith	3	4	1	5	1-1	.	.	1
Ben Barten	5	2	1	3
Semar Melvin	5	2	1	3	.	.	.	1
Owen Arnett	7	3	.	3
TJ Bollers	8	2	.	2
Austin Brown	9	2	.	2	1
Riley Nowakowski	9	1	1	2
Amaun Williams	7	1	1	2
Curt Neal	2	1	1	2
Jackson Acker	8	2	.	2
Braelon Allen	9	1	.	1
Brady Schipper	8	.	1	1
Peter Bowden	9	1	.	1
Avyonne Jones	1	1	.	1
Jack Nelson	8	1	.	1	1	.	.
Haakon Anderson	9	1	.	1
Keontez Lewis	9	1	.	1
Chimere Dike	9	1	.	1
Spencer Lytle	3	.	1	1
Graham Mertz	9	1-0	.	.	.
Totals	9	313	250	563	51-186	19-131	15-220	31	18	2-0	3	1	0
Opponents	9	341	202	543	44-172	20-124	6-59	23	15	5-0	4	0	0

SPECIAL TEAMS TACKLES

Player	Total	Kickoff	Punt
Chaney, Jake	4	3	1
Turner, Jordan	3	0	3
Nowakowski, Riley	2	2	0
Sanborn, Bryan	2	2	0
Grass, Tatum	2	0	2
Latu, Kamo'i	2	1	1
Anderson, Haakon	1.5	1.5	0
Lofy, Max	1.5	1.5	0
Bowden, Peter	1	0	1
Clark, Justin	1	0	1
Peterson, Darryl	1	0	1
Acker, Jackson	1	1	0
TEAM	1	1	0
Williams, Amaun	0.5	0.5	0
Shipper, Brady	0.5	0.5	0
TOTALS	24	14	10

GAME-BY-GAME TACKLES

Player	UA-A	TOT	ISU	WSU	NMSU	OSU	ILL	NU	MSU	PUR	UMD	IOWA	NEB	MINN
Maema Njongmeta	29-31	60	4-4	4-4	1-2	4-5	3-5	2-0	4-7	3-2	4-2			
John Torchio	24-21	45	1-3	3-5	-	5-2	4-1	2-1	3-2	3-7	3-0			
Kamo'I Latu	29-14	43	0-1	3-3	1-0	5-1	3-0	3-0	7-6	3-1	4-2			
Jordan Turner	20-23	43	3-4	1-3	1-1	2-2	4-4	-	2-4	2-4	5-1			
C.J. Goetz	14-23	37	-	1-1	3-3	1-4	1-6	1-1	3-4	3-1	1-3			
Nick Herbig	23-11	34	3-1	2-2	2-1	2-1	1-2	7-0	2-4	DNP	4-0			
Jake Chaney	16-14	30	0-3	1-1	3-1	2-2	1-4	4-0	DNP	4-1	1-2			
Jay Shaw	21-5	26	2-0	1-0	2-0	2-3	5-1	3-0	1-0	3-0	2-1			
Keeanu Benton	12-11	23	0-1	1-0	2-0	3-2	2-1	-	1-4	1-1	2-2			
Tatum Grass	10-9	19	-	-	2-1	-	1-0	4-1	3-6	0-1	-			
James Thompson Jr.	7-12	19	1-1	-	0-2	0-2	2-2	2-0	1-1	0-1	1-3			
Darryl Peterson	8-10	18	1-1	-	1-4	1-1	2-0	-	0-1	1-2	2-1			
Rodas Johnson	5-10	15	1-1	0-2	0-1	0-3	-	0-1	1-1	1-1	2-0			
Max Lofy	10-4	14	-	2-2	2-0	-	1-0	1-0	0-2	1-0	3-0			
Kaden Johnson	9-5	14	1-1	-	3-1	2-0	-	0-1	-	1-2	2-0			
Cedrick Dort Jr.	9-2	11	1-0	1-1	-	2-0	-	2-0	DNP	3-0	0-1			
Justin Clark	7-4	11	DNP	DNP	-	1-3	3-0	-	-	2-1	1-0			
Preston Zachman	6-5	11	1-1	1-0	0-1	2-1	0-2	2-0	DNP	DNP	DNP			
Gio Paez	6-5	11	1-1	DNP	1-0	0-1	1-1	1-1	0-1	2-0	DNP			
Isaiah Mullens	4-6	10	-	2-2	1-1	0-1	1-2	DNP	DNP	DNP	DNP			
Ricardo Hallman	6-2	8	3-1	1-0	-	-	-	1-0	1-1	-	DNP			
Titus Toler	3-4	7	0-1	DNP	DNP	DNP	0-1	-	-	3-2	DNP			
Hunter Wohler	3-3	6	2-1	DNP	DNP	DNP	DNP	DNP	DNP	DNP	1-2			
Bryan Sanborn	3-3	6	-	-	2-1	DNP	DNP	0-2	-	-	1-0			
Cade McDonald	1-5	6	-	-	1-1	-	-	0-1	0-2	-	0-1			
Alexander Smith	4-1	5	DNP	DNP	DNP	DNP	DNP	DNP	1-0	3-1	-			
Owen Arnett	3-0	3	-	DNP	3-0	-	DNP	-	-	-	-			
Semar Melvin	2-1	3	-	1-1	-	DNP	-	1-0	DNP	DNP	DNP			
Ben Barten	2-1	3	-	DNP	0-1	DNP	DNP	1-0	-	1-0	DNP			
Austin Brown	2-0	2	1-0	-	-	-	-	1-0	-	-	-			
TJ Bollers	2-0	2	2-0	-	-	-	-	-	-	-	DNP			
Jackson Acker	2-0	2	-	-	-	-	-	-	DNP	-	2-0			
Curt Neal	1-1	2	DNP	DNP	DNP	DNP	DNP	DNP	DNP	-	1-1			
Amaun Williams	1-1	2	-	DNP	-	-	DNP	1-0	0-1	-	-			
Riley Nowakowski	1-1	2	-	1-1	-	-	-	-	-	-	-			
Braelon Allen	1-0	1	-	-	1-0	-	-	-	-	-	-			
Jack Nelson	1-0	1	-	1-0	-	DNP	-	-	-	-	-			
Peter Bowden	1-0	1	-	-	-	-	-	-	-	-	1-0			
Haakon Anderson	1-0	1	-	-	-	-	-	-	-	1-0	-			
Chimere Dike	1-0	1	-	-	-	-	1-0	-	-	-	-			
Ayoyne Jones	1-0	1	DNP	DNP	1-0	DNP	DNP	DNP	DNP	DNP	DNP			
Keontez Lewis	1-0	1	-	-	-	1-0	-	-	-	-	-			
Spencer Lytle	0-1	1	DNP	DNP	DNP	DNP	-	0-1	-	DNP	DNP			
Brady Schipper	0-1	1	-	-	-	-	-	-	0-1	DNP	-			

GAME-BY-GAME TACKLES FOR LOSS

Player	UA-A	TOT	ISU	WSU	NMSU	OSU	ILL	NU	MSU	PUR	UMD	IOWA	NEB	MINN
Nick Herbig	11-3	12.5	2.0-15	1.5-8	1.5-19	-	1.0-3	1.0-6	2.5-11	DNP	3.0-18			
C.J. Goetz	4-3	5.5	-	-	1.5-1	-	1.5-3	-	1.0-10	-	1.5-3			
Keeanu Benton	4-0	4.0	-	-	1.0-3	-	2.0-11	-	-	-	1.0-6			
Maema Njongmeta	2-4	4.0	-	1.0-3	0.5-1	-	0.5-1	1.0-1	-	-	1.0-8			
James Thompson Jr.	2-3	3.5	-	-	0.5-2	-	1.0-2	-	1.0-1	0.5-0	0.5-1			
Jake Chaney	2-2	3.0	-	-	1.0-1	-	0.5-1	-	DNP	1.5-6	-			
Rodas Johnson	2-2	3.0	1.0-2	0.5-0	0.5-0	-	-	-	-	1.0-8	-			
Jordan Turner	2-1	2.5	2.0-2	-	-	-	-	-	0.5-0	-	-			
John Torchio	2-1	2.5	1.0-6	-	-	-	-	1.5-3	-	-	-			
Kamo'I Latu	1-2	2.0	-	1.0-6	-	-	-	-	1.0-1	-	-			
Isaiah Mullens	1-1	1.5	-	-	1.0-1	-	0.5-0	DNP	DNP	DNP	DNP			
Gio Paez	1-0	1.0	1.0-1	DNP	-	-	-	-	-	-	DNP			
Jay Shaw	1-0	1.0	-	-	-	-	-	-	1.0-1	-	-			
Hunter Wohler	1-0	1.0	1.0-4	DNP	DNP	DNP	DNP	DNP	DNP	DNP	-			
Alexander Smith	1-0	1.0	DNP	DNP	DNP	DNP	DNP	DNP	1.0-1	-	-			
Tatum Grass	0-2	1.0	-	-	-	-	-	0.5-1	0.5-1	-	-			
Kaden Johnson	0-1	0.5	-	-	-	-	-	-	-	0.5-1	-			
Ricardo Hallman	0-1	0.5	-	-	-	-	-	-	0.5-0	-	DNP			
Justin Clark	0-1	0.5	DNP	DNP	-	-	-	-	-	0.5-1	-			
Preston Zachman	0-1	0.5	-	-	0.5-1	-	-	-	DNP	DNP	DNP			

GAME-BY-GAME SACKS

Player	UA-A	TOT	ISU	WSU	NMSU	OSU	ILL	NU	MSU	PUR	UMD	IOWA	NEB	MINN
Nick Herbig	8-0	8	2-15	1-7	1-18	-	-	1-6	1-7	DNP	2-15			
Keeanu Benton	3-0	3	-	-	-	-	2-11	-	-	-	1-6			
C.J. Goetz	2-0	2	-	-	-	-	-	-	1-10	-	1-2			
Kamo'I Latu	1-0	1	-	1-6	-	-	-	-	-	-	-			
John Torchio	1-0	1	1-6	-	-	-	-	-	-	-	-			
Jake Chaney	1-0	1	-	-	-	-	-	-	DNP	1-5	-			
Jordan Turner	1-0	1	1-1	-	-	-	-	-	-	-	-			
Maema Njongmeta	1-0	1	-	-	-	-	-	-	-	-	1-8			
Rodas Johnson	1-0	1	-	-	-	-	-	-	-	1-8	-			

GAME-BY-GAME STARTERS

OFFENSE	QB	RB	FB	WR	WR	WR	TE	TE	LT	LG	C	RG	RT
ISU	Mertz	B. Allen	--	Dike	Bell	--	Cundiff	H. Rucci	J. Nelson	Beach	Tippmann	Furtney	Mahlman
WSU	Mertz	B. Allen	--	Dike	Bell	--	Cundiff	H. Rucci	J. Nelson	Beach	Tippmann	Furtney	L. Brown
NMSU	Mertz	B. Allen	Acker	Dike	Bell	--	--	H. Rucci	J. Nelson	Beach	Tippmann	Furtney	L. Brown
OSU	Mertz	B. Allen	--	Dike	Bell	--	Cundiff	H. Rucci	L. Brown	Beach	Tippmann	Bortolini	Wedig
ILL	Mertz	B. Allen	Acker	Dike	Bell	--	--	H. Rucci	J. Nelson	Beach	Tippmann	Bortolini	Wedig
NU	Mertz	B. Allen	Acker	Dike	Bell	--	--	Eschenbach	J. Nelson	Bortolini	Tippmann	Furtney	Wedig
MSU	Mertz	B. Allen	--	Dike	Bell	--	Beach	Dakovich	J. Nelson	Bortolini	Tippmann	Furtney	Wedig
PUR	Mertz	B. Allen	Acker	Dike	Bell	--	--	Bortolini	J. Nelson	Beach	Tippmann	Furtney	Wedig
UMD	Mertz	B. Allen	Acker	Dike	Anthony	--	--	H. Rucci	J. Nelson	Bortolini	Tippmann	Wedig	Mahlman
IOWA													
NEB													
MINN													

DEFENSE	DE	NT	DE	OLB	ILB	ILB	OLB	CB	FS	SS	CB	DB	DB
ISU	Mullens	Benton	Johnson	Herbig	Njongmeta	Turner	Goetz	Shaw	Wohler	Torchio	Hallman	--	--
WSU	--	Benton	--	Herbig	Njongmeta	Turner	Goetz	Shaw	Latu	Torchio	Hallman	Dort	Lofy
NMSU	Mullens	Benton	--	Herbig	Njongmeta	Turner	Goetz	Shaw	Latu	Torchio	Hallman	Dort	--
OSU	Mullens	Benton	--	Herbig	Njongmeta	Turner	Goetz	Shaw	Latu	Torchio	Hallman	Dort	--
ILL	--	Benton	Johnson	Herbig	Njongmeta	Turner	Goetz	Shaw	Latu	Torchio	Hallman	Dort	--
NU	Thompson Jr.	Benton	Johnson	Herbig	Chaney	Grass	Goetz	Shaw	Latu	Torchio	Hallman	--	--
MSU	Thompson Jr.	Benton	Johnson	Herbig	Njongmeta	Grass	Goetz	Shaw	Latu	Torchio	Hallman	--	--
PUR	Thompson Jr.	Benton	Johnson	Peterson	Njongmeta	Turner	Goetz	Shaw	Latu	Torchio	Smith	--	--
UMD	Thompson Jr.	Benton	Johnson	Herbig	Turner	Chaney	Goetz	Shaw	Latu	Torchio	Smith	--	--
IOWA													
NEB													
MINN													

PARTICIPATION

#	Player	GP/GS	ISU	WSU	NMSU	OSU	ILL	NU	MSU	PUR	UMD	IOWA	NEB	MINN
0	Braelon Allen	9/9	START	START	START	START	START	START	START	START	START			
1	Jay Shaw	9/9	START	START	START	START	START	START	START	START	START			
1	Chez Mellusi	6/0	XXX	XXX	XXX	XXX	XXX	XXX			
2	Chase Wolf	1/0	XXX			
2	Ricardo Hallman	8/7	START	START	START	START	START	START	START	XXX	...			
3	Keontez Lewis	9/0	XXX	XXX	XXX	XXX	XXX	XXX	XXX	XXX	XXX			
3	TJ Bollers	8/0	XXX	XXX	XXX	XXX	XXX	XXX	XXX	XXX	...			
4	Markus Allen	6/0	XXX	XXX	XXX	XXX	XXX	XXX			
5	Graham Mertz	9/9	START	START	START	START	START	START	START	START	START			
5	Cedrick Dort Jr.	8/4	XXX	START	START	START	START	XXX	...	XXX	XXX			
6	Dean Engram	9/0	XXX	XXX	XXX	XXX	XXX	XXX	XXX	XXX	XXX			
7	Spencer Lytle	3/0	XXX	XXX	XXX			
8	Ayoyne Jones	1/0	XXX			
9	Austin Brown	9/0	XXX	XXX	XXX	XXX	XXX	XXX	XXX	XXX	XXX			
10	Deacon Hill	1/0	XXX			
11	Alexander Smith	3/2	XXX	START	START			
11	Skyler Bell	9/8	START	START	START	START	START	START	START	START	XXX			
12	Max Lofy	9/1	XXX	START	XXX	XXX	XXX	XXX	XXX	XXX	XXX			
12	Marshall Howe	0/0			
13	Chimere Dike	9/9	START	START	START	START	START	START	START	START	START			
13	Kamo'I Latu	9/7	XXX	START	START	START	START	START	START	START	START			
14	Preston Zachman	6/0	XXX	XXX	XXX	XXX	XXX	XXX			
15	John Torchio	9/9	START	START	START	START	START	START	START	START	START			
16	Myles Burkett	2/0	XXX	...	XXX			
17	Darryl Peterson	8/1	XXX	XXX	XXX	XXX	XXX	XXX	XXX	START	XXX			
18	Owen Arnett	7/0	XXX	...	XXX	XXX	...	XXX	XXX	XXX	XXX			
19	Nick Herbig	8/8	START	START	START	START	START	START	START	...	START			

# Player	GP/GS	ISU	WSU	NMSU	OSU	ILL	NU	MSU	PUR	UMD	IOWA	NEB	MINN
20 Isaac Guerendo	9/0	XXX	XXX	XXX	XXX	XXX	XXX	XXX	XXX	XXX			
20 Semar Melvin	5/0	XXX	XXX	XXX	...	XXX	XXX			
21 Justin Clark	7/0	XXX	XXX	XXX	XXX	XXX	XXX	XXX			
22 Jack Van Dyke	5/0	XXX	XXX	...	XXX	...	XXX	XXX			
24 Hunter Wohler	2/1	START	XXX			
25 Jake Ratzlaff	1/0	XXX			
27 Haakon Anderson	9/0	XXX	XXX	XXX	XXX	XXX	XXX	XXX	XXX	XXX			
28 Mike Gregoire	1/0	XXX			
28 Gavin Meyers	9/0	XXX	XXX	XXX	XXX	XXX	XXX	XXX	XXX	XXX			
29 Brady Schipper	8/0	XXX	XXX	XXX	XXX	XXX	XXX	XXX	...	XXX			
29 Nate Van Zelst	7/0	XXX	XXX	XXX	XXX	XXX	XXX	XXX			
30 Al Ashford	4/0	XXX	XXX	XXX	XXX			
31 Amaun Williams	7/0	XXX	...	XXX	XXX	...	XXX	XXX	XXX	XXX			
32 Julius Davis	2/0	XXX	...	XXX			
34 Jackson Acker	8/5	XXX	XXX	START	XXX	START	START	...	START	START			
34 Charlie Jarvis	2/0	XXX	XXX			
36 Jake Chaney	8/2	XXX	XXX	XXX	XXX	XXX	START	...	XXX	START			
37 Riley Nowakowski	9/0	XXX	XXX	XXX	XXX	XXX	XXX	XXX	XXX	XXX			
37 Bryce Carey	0/0			
38 Andy Vujnovich	9/0	XXX	XXX	XXX	XXX	XXX	XXX	XXX	XXX	XXX			
38 Lee Hutton	0/0			
39 Tatum Grass	9/2	XXX	XXX	XXX	XXX	XXX	START	START	XXX	XXX			
41 Titus Toler	5/0	XXX	XXX	XXX	XXX	XXX	...			
41 JT Seagreaves	0/0			
43 Grover Bortolotti	2/0	XXX	XXX			
45 Garrison Sollday	1/0	XXX			
47 Peter Bowden	9/0	XXX	XXX	XXX	XXX	XXX	XXX	XXX	XXX	XXX			
48 Cole Dakovich	5/1	XXX	XXX	XXX	XXX	START			
50 Logan Brown	6/3	XXX	START	START	START	XXX	XXX			
50 Aidan Vaughan	1/0	...	XXX			
51 Bryan Sanborn	7/0	XXX	XXX	XXX	XXX	XXX	XXX	XXX			
52 Kaden Johnson	9/0	XXX	XXX	XXX	XXX	XXX	XXX	XXX	XXX	XXX			
53 Ross Gengler	9/0	XXX	XXX	XXX	XXX	XXX	XXX	XXX	XXX	XXX			
54 Jordan Turner	9/7	START	START	START	START	START	XXX	XXX	START	START			
55 Maema Njongmeta	9/7	START	START	START	START	START	XXX	START	START	XXX			
56 Rodas Johnson	9/6	START	XXX	XXX	XXX	START	START	START	START	START			
56 Joe Brunner	2/0	XXX	XXX			
61 Dylan Barrett	6/0	XXX	...	XXX	...	XXX	...	XXX	XXX	XXX			
63 Tanor Bortolini	7/6	XXX	START	START	START	START	START	START			
65 Tyler Beach	8/8	START	START	START	START	START	...	START	START	XXX			
66 Nolan Rucci	3/0	XXX	...	XXX	XXX			
67 JP Benzschawel	1/0	XXX			
68 Ben Barten	5/0	XXX	...	XXX	XXX	XXX	XXX	...			
70 Barrett Nelson	1/0	XXX	...			
71 Riley Mahlman	3/2	START	XXX	START			
73 Kerry Kodanko	1/0	XXX			
74 Michael Furtney	9/7	START	START	START	XXX	XXX	START	START	START	START			
75 Joe Tippmann	9/9	START	START	START	START	START	START	START	START	START			
76 Tommy Brunner	2/0	XXX	...	XXX			
76 John Clifford	1/0	XXX			
78 Trey Wedig	8/6	XXX	...	XXX	START	START	START	START	START	START			
79 Jack Nelson	8/8	START	START	START	...	START	START	START	START	START			
81 Jaylan Franklin	8/0	XXX	...	XXX	XXX	XXX	XXX	XXX	XXX	XXX			
82 Jack Eschenbach	9/1	XXX	XXX	XXX	XXX	XXX	START	XXX	XXX	XXX			
85 Clay Cundiff	4/3	START	START	XXX	START			
86 Vinny Anthony	8/1	XXX	...	XXX	XXX	XXX	XXX	XXX	XXX	START			
87 Hayden Rucci	6/6	START	START	START	START	START	XXX			
90 James Thompson Jr.	9/4	XXX	XXX	XXX	XXX	XXX	START	START	START	START			
91 Vito Calvaruso	2/0	XXX	XXX			
92 Curt Neal	2/0	XXX	XXX			
94 Gio Paez	8/0	XXX	...	XXX	XXX	XXX	XXX	XXX	XXX	...			
95 Keeanu Benton	9/9	START	START	START	START	START	START	START	START	START			
96 Cade McDonald	9/0	XXX	XXX	XXX	XXX	XXX	XXX	XXX	XXX	XXX			
96 Gavin Lahm	6/0	XXX	...	XXX	XXX	XXX	XXX	XXX			
98 C.J. Goetz	9/9	START	START	START	START	START	START	START	START	START			
99 Isaiah Mullens	5/3	START	XXX	START	START	XXX			

CAREER GAMES PLAYED/STARTED

Pos	Player	2017	2018	2019	2020	2021	2022	Total
RB	Jackson Acker	--	--	--	--	2/0	8/5	10/5
RB	Braelon Allen	--	--	--	--	12/4	9/9	21/13
WR	Markus Allen	--	--	--	--	3/0	7/0	10/0
WR	Haakon Anderson	--	--	--	--	7/0	9/0	16/0
WR	Vinny Anthony	--	--	--	--	--	8/1	8/1
S	Owen Arnett	--	--	--	--	--	7/0	7/0
CB	Al Ashford III	--	--	--	--	--	4/0	4/0
OL	Dylan Barrett	--	--	--	--	4/0	6/0	10/0
OL	Ben Barten	--	--	--	--	--	6/0	6/0
OL	Tyler Beach	--	13/0	14/2	7/6	13/13	8/7	55/28
WR	Skyler Bell	--	--	--	--	1/0	9/8	10/8
NT	Keanu Benton	--	--	13/6	7/5	13/13	9/9	43/33
OL	JP Benzschawel	--	--	--	--	--	1/0	1/0
S	Travian Blaylock	--	4/0	1/0	7/0	13/0	--	25/0
OLB	TJ Bollers	--	--	--	--	--	8/0	8/0
OL	Tanor Bortolini	--	--	--	2/1	10/5	7/6	19/12
RB	Grover Bortolotti	--	--	--	--	1/0	--	1/0
LS	Peter Bowden	--	--	--	--	13/0	9/0	22/0
WR	Stephan Bracey Jr.	--	--	--	3/0	2/0	--	5/0
S	Austin Brown	--	--	--	--	--	9/0	9/0
OL	Logan Brown	--	--	--	7/0	13/0	6/3	26/3
OL	Joe Brunner	--	--	--	--	--	3/0	3/0
DE	Tommy Brunner	--	--	--	--	--	2/0	2/0
QB	Myles Burkett	--	--	--	--	--	2/0	2/0
K	Vito Calvaruso	--	--	--	*10/0	*12/0	2/0	2/0
ILB	Jake Chaney	--	--	--	--	9/0	8/2	17/2
CB	Justin Clark	14/0*	12/12*	2/1*	6/6*	13/0*	7/0	54/19
TE	Clay Cundiff	--	--	1/0	--	4/0	4/3	9/3
TE	Cole Dakovich	--	--	--	--	--	5/1	5/1
RB	Julius Davis	--	--	--	1/0	5/0	2/0	8/0
WR	Jordan DiBenedetto	--	--	--	3/0	6/0	--	9/0
WR	Chimere Dike	--	--	--	7/6	13/1	9/9	29/16
CB	Cedrick Dort Jr	*9/0	--	*12/12	*10/1	*13/12	8/4	52/29
CB	Dean Engram	--	--	--	7/0	13/5	9/0	29/5
TE	Jack Eschenbach	--	--	4/0	7/0	8/2	9/1	28/3
TE	Jaylan Franklin	--	--	14/0	4/0	11/0	8/0	37/0
OL	Michael Furtney	--	--	14/0	7/1	10/1	9/6	40/9
OLB	Ross Gengler	--	--	--	--	--	9/0	9/0
OLB	C.J. Goetz	--	--	14/0	6/0	13/1	9/9	42/10
ILB	Tatum Grass	--	--	--	7/0	13/0	9/2	29/2
WR	Mike Gregoire	--	--	--	--	1/0	--	1/0
RB	Isaac Guerendo	--	3/0	6/0	1/0	4/0	9/0	23/0
CB	Ricardo Hallman	--	--	--	--	3/0	8/7	11/7
OLB	Nick Herbig	--	--	--	7/7	13/13	8/8	28/28
QB	Deacon Hill	--	--	--	--	--	1/0	1/0
OLB	Kaden Johnson	--	--	--	3/0	6/0	9/0	17/0

Pos	Player	2017	2018	2019	2020	2021	2022	Total
DE	Rodas Johnson	--	--	--	1/0	12/0	9/6	22/6
CB	Ayvonne Jones	--	--	--	--	--	1/0	1/0
OL	Kerry Kodanko	--	--	--	--	--	1/0	1/0
K	Gavin Lahm	--	--	--	--	--	6/0	6/0
TE	Cam Large	--	--	--	--	2/0	--	2/0
S	Kamo'i Latu	--	--	--	--	*14/1	9/8	23/9
WR	Keontez Lewis	--	--	--	--	*11/1	9/0	20/1
S	Max Lofy	--	--	--	--	10/0	9/1	19/1
OLB	Spencer Lytle	--	--	--	5/0	6/0	3/0	14/0
DE	Cade McDonald	--	--	--	1/0	--	8/0	9/0
OL	Riley Mahlman	--	--	--	--	1/0	3/2	4/2
RB	Chez Mellusi	--	--	*12/0	*10/0	9/9	6/0	37/9
CB	Semar Melvin	--	--	4/2	3/0	9/0	6/0	22/2
QB	Graham Mertz	--	--	2/0	7/7	13/13	9/9	31/29
P	Gavin Meyers	--	--	--	--	--	9/0	9/0
DE	Isaiah Mullens	--	--	13/0	7/0	13/7	5/3	38/10
OL	Jack Nelson	--	--	--	1/0	13/13	8/8	22/21
ILB	Maema Njongmeta	--	--	--	1/0	6/0	9/7	16/7
OLB	Riley Nowakowski	--	--	--	4/0	2/0	9/0	15/0
DE	Gio Paez	--	--	--	1/0	9/0	8/0	18/0
OLB	Darryl Peterson	--	--	--	--	2/0	9/1	11/1
ILB	Jake Ratzlaff	--	--	--	--	1/0	--	1/0
TE	Hayden Rucci	--	--	--	7/1	6/0	5/5	19/7
OL	Nolan Rucci	--	--	--	--	--	4/0	4/0
ILB	Bryan Sanborn	--	--	--	--	--	7/0	7/0
RB	Brady Schipper	--	2/0	7/0	3/0	10/0	8/0	30/0
CB	Jay Shaw	--	*12/0	*12/4	*7/7	*12/5	9/9	52/25
CB	Alexander Smith	--	4/0	14/0	6/0	12/2	4/2	40/4
ILB	Garrison Solliday	--	--	--	--	--	1/0	1/0
ILB	Marty Strey	--	--	1/0	5/0	6/0	--	12/0
DE	James Thompson Jr.	--	--	--	1/0	13/0	9/4	24/4
OL	Joe Tippmann	--	--	--	2/0	12/11	8/8	23/20
S	Titus Toler	--	--	--	2/0	--	5/0	7/0
S	John Torchio	--	--	8/1	5/0	13/3	9/9	35/13
DE	Isaac Townsend	--	--	--	--	6/0	--	6/0
ILB	Jordan Turner	--	--	--	--	6/0	9/7	15/7
K	Jack Van Dyke	--	--	--	7/0	10/0	5/0	22/0
K	Nate Van Zelst	--	--	--	--	--	7/0	7/0
P	Andy Vujnovich	--	--	--	7/0	13/0	9/0	29/0
OL	Trey Wedig	--	--	--	--	13/0	9/6	22/6
CB	Amaun Williams	--	--	--	--	1/0	7/0	8/0
OLB	Aaron Witt	--	--	--	5/0	--	--	5/0
S	Hunter Wohler	--	--	--	--	13/0	2/1	15/1
QB	Chase Wolf	--	--	3/0	3/0	4/0	1/0	11/0
S	Preston Zachman	--	--	--	1/0	--	6/0	7/0

* at previous FBS institution

TEAM GAME-BY-GAME STATISTICS

WISCONSIN GAME-BY-GAME

Opponent	RUSHING				RECEIVING				PASSING				KICK RETURN				PUNT RETURN				TOT OFF
	No.	Yds	TD	Lg	No.	Yds	TD	Lg	C-A-INT	Yds	TD	Lg	No	Yds	TD	Lg	No	Yds	TD	Lg	
ILLINOIS ST.	37	221	3	96	14	219	1	74	14-16-0	219	1	74	1	33	0	33	0	-7	0	0	440
WASHINGTON ST.	44	174	0	17	18	227	2	40	18-31-1	227	2	40	1	19	0	19	2	9	0	9	401
NEW MEXICO ST.	46	260	6	39	16	335	3	49	16-20-1	335	3	49	1	50	0	50	0	1	0	1	595
at Ohio State	35	192	2	75	12	104	1	26	12-21-1	104	1	26	3	82	0	38	0	0	0	0	296
ILLINOIS	24	2	0	5	17	206	1	25	17-33-2	206	1	25	7	148	0	38	0	0	0	0	208
at Northwestern	38	193	0	33	21	322	6	52	21-30-0	322	6	52	2	24	0	13	2	20	0	13	515
at Michigan State	39	152	2	34	14	131	2	25	14-24-1	131	2	25	3	69	0	45	3	17	0	12	283
PURDUE	29	178	2	54	13	203	2	39	13-21-0	203	2	39	1	0	0	0	2	4	0	6	381
MARYLAND	46	278	2	89	5	77	0	24	5-18-0	77	0	24	1	32	0	32	4	22	0	16	355
at Iowa																					
at Nebraska																					
MINNESOTA																					

Opponent	TACKLES				SACKS No-Yds	FUMBLES		PASS DEFENSE			Blocked	PAT ATTEMPTS				Points
	Solo	Assisted	Total	TFL-Yds		FF	FR-Yds	Int-Yds	QBH	Brk	Kick	Kick	Run	Rec	Safety	
ILLINOIS ST.	31	22	53	8.0-30	4.0-22	0	0-0	2-100	0	3	0	5-5	0	0	0	38
WASHINGTON ST.	27	28	55	4.0-17	2.0-13	1	0-0	2-21	3	2	0	2-2	0	0	0	14
NEW MEXICO ST.	33	22	55	8.0-29	1.0-18	0	0-0	3-10	5	4	0	9-9	0	0	0	66
at Ohio State	35	34	69	0.0-0	0.0-0	0	0-0	1-0	0	4	0	3-3	0	0	0	21
ILLINOIS	36	32	68	7.0-21	2-11	0	0-0	0-0	0	0	0	1-1	0	0	0	10
at Northwestern	39	10	49	4.0-11	1-6	1	1-0	2-32	4	8	0	6-6	0	0	0	42
at Michigan State	30	48	78	2.0-17	9.0-26	0	0-0	1-0	3	2	0	4-4	0	0	0	28
PURDUE	41	28	69	4.0-16	2-13	0	0-0	3-48	0	3	0	5-5	0	0	0	35
MARYLAND	43	22	65	7.0-36	5.0-31	1	0	1-9	3	4	0	2-2	0	0	0	23
at Iowa																
at Nebraska																
MINNESOTA																

OPPONENT GAME-BY-GAME

Opponent	RUSHING				RECEIVING				PASSING				KICK RETURN				PUNT RETURN				TOT OFF
	No.	Yds	TD	Lg	No.	Yds	TD	Lg	C-A-INT	Yds	TD	Lg	No	Yds	TD	Lg	No	Yds	TD	Lg	
ILLINOIS ST.	26	57	0	14	16	186	0	35	16-24-2	186	0	35	1	3	0	3	0	-1	0	0	243
WASHINGTON ST.	22	53	1	13	17	200	1	43	17-28-2	200	1	43	2	82	0	73	2	8	0	10	253
NEW MEXICO ST.	36	118	1	22	10	124	0	36	10-30-3	124	0	36	2	24	0	13	0	0	0	0	242
at Ohio State	43	258	2	25	17	281	5	33	17-27-1	281	5	33	1	5	0	5	0	10	0	10	539
ILLINOIS	42	137	4	49	18	167	0	35	18-24-0	167	0	35	0	0	0	0	2	14	0	11	304
at Northwestern	27	79	0	15	22	263	1	45	22-41-2	263	1	45	1	0	0	0	0	0	0	0	342
at Michigan State	36	99	2	12	22	290	3	72	22-30-1	290	3	72	2	41	0	22	2	20	0	16	389
PURDUE	33	111	2	30	31	320	1	29	31-46-3	320	1	29	1	24	0	24	2	16	0	10	431
MARYLAND	41	112	0	15	10	77	1	21	10-23-1	77	1	21	4	54	0	19	4	26	0	16	189
at Iowa																					
at Nebraska																					
MINNESOTA																					

Opponent	TACKLES				SACKS No-Yds	FUMBLES		PASS DEFENSE			Blocked	PAT ATTEMPTS				Points
	Solo	Assisted	Total	TFL-Yds		FF	FR-Yds	Int-Yds	QBH	Brk	Kick	Kick	Run	Rec	Safety	
ILLINOIS ST.	27	42	69	4.0-18	3.0-17	0	0-0	0-0	0	1	0	0-0	0	0	0	0
WASHINGTON ST.	50	20	70	7.0-15	1.0-4	2	2-6	1-0	3	4	0	2-2	0	0	0	17
NEW MEXICO ST.	44	16	60	3.0-21	2.0-18	0	0-0	1-4	1	0	0	1-1	0	0	0	7
at Ohio State	29	26	55	3.0-9	1.0-3	0	0-0	1-30	1	4	0	7-7	0	0	0	52
ILLINOIS	40	10	50	8.0-38	5-29	0	1-0	2-19	2	4	0	4-4	0	0	0	34
at Northwestern	48	20	68	2.0-3	0-0	0	0-0	0-0	1	1	0	1-1	0	0	0	7
at Michigan State	32	40	72	9.0-38	3.0-23	2	1-0	1-0	5	4	0	4-4	0	0	0	34
PURDUE	29	14	43	4.0-21	2-19	0	1-0	0-0	2	1	0	3-3	0	0	0	24
MARYLAND	44	14	58	5.0-13	3.0-11	0	0-0	0-0	0	4	0	1-1	0	0	0	10
at Iowa																
at Nebraska																
MINNESOTA																

RED ZONE SCORING

Date	Opponent	Score	Times In RZ	Times Scored	Total Pts	Total TDs	Rush TDs	Pass TDs	FGs Made	TIMES FAILED TO SCORE IN RED ZONE					
										FGA	Downs	Int	Fumb	End Half	End Gm
Sept. 3	ILLINOIS ST.	W, 38-0	4	4	24	3	2	1	1	1	0	0	0	0	0
Sept. 10	WASHINGTON ST.	L, 14-17	4	2	14	2	0	2	0	0	0	1	1	0	0
Sept. 17	NEW MEXICO ST.	W, 66-7	8	7	45	6	4	2	1	1	0	1	0	0	0
Sept. 24	at Ohio State	L, 21-52	2	2	14	2	1	1	0	0	0	0	0	0	0
Oct. 1	ILLINOIS	L, 10-34	0	0	0	0	0	0	0	0	0	0	0	0	0
Oct. 8	at Northwestern	W, 42-7	4	3	21	3	0	3	0	1	0	0	0	0	0
Oct. 15	at Michigan State	L, 28-34	3	3	21	3	2	1	0	0	0	0	0	0	0
Oct. 22	PURDUE	W, 35-24	2	2	14	2	1	1	0	0	0	0	0	0	0
Nov. 5	MARYLAND	W, 23-10	6	4	16	1	1	0	3	4	1	0	0	0	0
Nov. 12	at Iowa														
Nov. 19	at Nebraska														
Nov. 26	MINNESOTA														
Totals	27 of 32 (84.4%)		32	27	170	22	11	11	5	7	1	2	0	0	0
Opp.	23 of 30 (76.6%)		30	23	141	18	11	7	5	8	1	2	0	0	0

TIME OF POSSESSION

Date	Opponent	Score	Overall	1st Qtr	2nd Qtr	3rd Qtr	4th Qtr
Sept. 3	ILLINOIS ST.	W, 38-0	29:38	1:28	8:45	8:31	10:54
Sept. 10	WASHINGTON ST.	L, 14-17	38:02	12:07	10:44	7:21	7:50
Sept. 17	NEW MEXICO ST.	W, 66-7	31:17	9:38	6:37	8:12	6:50
Sept. 24	at Ohio State *	L, 21-52	26:58	6:14	6:36	7:51	6:17
Oct. 1	ILLINOIS*	L, 10-34	26:04	5:02	9:41	3:16	8:05
Oct. 8	at Northwestern*	W, 42-7	34:16	10:08	9:04	4:33	10:31
Oct. 15	at Michigan State*	L, 28-34	32:59	6:33	8:57	9:15	8:14
Oct. 22	PURDUE*	W, 35-24	25:00	6:25	6:12	5:09	7:14
Nov. 5	MARYLAND*	W, 23-10	29:24	8:31	5:56	7:59	6:58
Nov. 12	at Iowa*						
Nov. 19	at Nebraska*						
Nov. 26	MINNESOTA*						
Wisconsin Average			30:24	6:47	8:38	5:47	9:13
Opponents Average			29:30	6:32	7:58	7:05	7:54

THIRD DOWN CONVERSIONS

Date	Opponent	Score	Overall	1st Qtr	2nd Qtr	3rd Qtr	4th Qtr	Overtime
Sept. 3	ILLINOIS ST.	W, 38-0	4-9 44.4%	0-1 0.0%	2-3 66.7%	2-4 50.0%	0-1 0.0%	
Sept. 10	WASHINGTON ST.	L, 14-17	8-15 53.3%	2-4 50.0%	3-5 60.0%	1-3 33.3%	2-3 66.7%	
Sept. 17	NEW MEXICO ST.	W, 66-7	2-6 33.3%	0-2 0.0%	0-0 0.0%	1-2 50.0%	1-2 50.0%	
Sept. 24	at Ohio State *	L, 21-52	6-13 46.2%	1-3 33.3%	1-3 33.3%	4-7 57.1%	0-0 0.0%	
Oct. 1	ILLINOIS*	L, 10-34	4-14 28.6%	3-4 75.0%	0-4 0.0%	0-2 0.0%	1-4 25.0%	
Oct. 8	at Northwestern*	W, 42-7	10-14 71.4%	2-3 66.7%	4-5 80.0%	2-4 50.0%	2-2 100%	
Oct. 15	at Michigan State*	L, 28-34	4-12 33.3%	1-2 50.0%	1-3 33.3%	1-3 33.3%	0-3 0.0%	1-1 100%
Oct. 22	PURDUE*	W, 35-24	2-8 25.0%	2-2 100.0%	0-3 0.0%	0-1 0.0%	0-2 0.0%	
Nov. 5	MARYLAND*	W, 23-10	5-16 31.3%	3-5 60.0%	1-4 25.0%	1-4 25.0%	0-3 0.0%	
Nov. 12	at Iowa*							
Nov. 19	at Nebraska*							
Nov. 26	MINNESOTA*							
Wisconsin			45-107 42.1%	14-26 53.8%	12-30 40.0%	8-24 33.3%	10-26 38.5%	1-1 100%
Opponents			39-122 32.0%	8-27 29.6%	7-34 20.6%	10-31 32.3%	13-29 44.8%	0-0 0.0%

FOURTH DOWN CONVERSIONS

Date	Opponent	Score	Overall	1st Qtr	2nd Qtr	3rd Qtr	4th Qtr	Overtime
Sept. 3	ILLINOIS ST.	W, 38-0	2-2 100.0%	0-0 0.0%	0-0 0.0%	2-2 100.0%	0-0 0.0%	
Sept. 10	WASHINGTON ST.	L, 14-17	0-1 0.0%	0-0 0.0%	0-1 0.0%	0-0 0.0%	0-0 0.0%	
Sept. 17	NEW MEXICO ST.	W, 66-7	0-0 0.0%	0-0 0.0%	0-0 0.0%	0-0 0.0%	0-0 0.0%	
Sept. 24	at Ohio State *	L, 21-52	0-1 0.0%	0-0 0.0%	0-1 0.0%	0-0 0.0%	0-0 0.0%	
Oct. 1	ILLINOIS*	L, 10-34	0-3 0.0%	0-0 0.0%	0-0 0.0%	0-1 0.0%	0-2 0.0%	
Oct. 8	at Northwestern*	W, 42-7	0-0 0.0%	0-0 0.0%	0-0 0.0%	0-0 0.0%	0-0 0.0%	
Oct. 15	at Michigan State*	L, 28-34	2-2 100.0%	1-1 100.0%	0-0 0.0%	0-0 0.0%	1-1 100.0%	
Oct. 22	PURDUE*	W, 35-24	0-0 0.0%	0-0 0.0%	0-0 0.0%	0-0 0.0%	0-0 0.0%	
Nov. 5	MARYLAND*	W, 23-10	0-1 0.0%	0-0 0.0%	0-0 0.0%	0-0 0.0%	0-1 0.0%	
Nov. 12	at Iowa*							
Nov. 19	at Nebraska*							
Nov. 26	MINNESOTA*							
Wisconsin			4-10 40.0%	1-1 100.0%	0-2 0.0%	1-2 50.0%	2-5 40.0%	0-0 0.0%
Opponents			9-19 47.4%	0-2 0.0%	3-5 60.0%	2-4 50.0%	4-8 50.0%	0-0 0.0%

SCORING DRIVES

WISCONSIN SCORING DRIVES

Qtr	Clock	Player(s)	Play	Pls	Yds	Time
Illinois State						
2nd	13:15	TD B. Allen	96 run	1	92	0:44
2nd	3:11	FG Calvaruso	28 FG	13	68	7:42
3rd	9:36	TD B. Allen	1 run	9	59	5:18
3rd	2:55	TD Dike from Mertz	16 pass	4	93	1:50
4th	8:57	TD Guerendo	1 run	14	76	7:26
Washington State						
2nd	6:05	TD Cundiff from Mertz	17 pass	6	65	3:05
2nd	0:20	TD Cundiff from Mertz	10 pass	5	45	0:35
New Mexico State						
1st	13:30	TD B. Allen	39 run	3	49	1:22
2nd	14:56	TD Mellusi	2 run	7	63	2:40
2nd	12:22	TD Lewis from Mertz	18 pass	4	56	1:37
2nd	11:17	TD B. Allen	1 run	2	2	0:41
2nd	6:09	TD B. Allen	2 run	5	63	2:33
3rd	10:21	TD Bell from Mertz	49 pass	5	82	2:10
3rd	6:53	TD Bell from Mertz	18 pass	4	48	1:50
3rd	1:41	TD Guerendo	3 run	8	70	3:56
4th	11:48	TD Guerendo	30 run	3	37	1:28
4th	3:58	FG Van Zelst	27 FG	8	66	4:12
Ohio State						
2nd	8:31	TD Mertz	1 run	10	72	4:55
4th	9:46	TD Acker from Mertz	2 pass	14	80	7:32
4th	7:11	TD B. Allen	75 run	1	75	0:10
Illinois						
1st	11:15	TD Guerendo from Mertz	21 pass	7	53	3:39
2nd	14:53	FG Van Zelst	39 FG	10	45	4:32
Northwestern						
1st	2:25	TD Bell from Mertz	15 pass	9	98	5:00
2nd	14:50	TD Dike from Mertz	52 pass	3	57	0:41
2nd	6:58	TD Dike from Mertz	21 pass	6	60	2:45
2nd	2:11	TD Mellusi from Allen	23 pass	7	61	3:11
4th	14:50	TD Dike from Mertz	6 pass	4	37	1:51
4th	2:28	TD M. Allen from Mertz	19 pass	14	84	8:37
Michigan State						
1st	13:28	TD B. Allen	1 rush	11	63	5:27
2nd	10:21	TD B. Allen	1 rush	9	75	4:59
4th	2:04	TD K. Lewis from Mertz	3 pass	9	52	5:11
OT1	0:00	TD Dike from Mertz	25 pass	3	25	-
Purdue						
1st	12:34	TD Bell from Mertz	29 pass	6	76	2:26
1st	2:38	TD Dike from Mertz	3 pass	8	80	3:59
3rd	14:08	TD B. Allen	14 run	2	14	0:12
3rd	2:42	TD Guerendo	54 run	4	75	1:30
Maryland						
1st	1:21	TD B. Allen	9 run	12	77	6:01
2nd	10:16	TD Guerendo	89 run	1	89	0:13
2nd	0:09	FG Van Zelst	38 FG	10	48	1:58
3rd	0:08	FG Van Zelst	35 FG	8	48	4:46
4th	6:33	FG Van Zelst	28 FG	6	44	3:15

OPPONENT SCORING DRIVES

Qtr	Clock	Player(s)	Play	Pls	Yds	Time
Illinois State						
--						
Washington State						
2nd	9:10	TD Watson	2 run	4	53	1:19
3rd	11:20	FG Janikowski	26 FG	7	18	3:26
3rd	5:12	TD Watson from Ward	31 pass	6	49	2:22
New Mexico State						
4th	8:10	TD Watkins	1 run	7	75	3:38
Ohio State						
1st	12:13	TD M. Williams	2 run	6	88	2:41
1st	8:54	TD Stover from Stroud	13 pass	2	16	0:41
1st	3:55	TD Stover from Stroud	2 pass	7	70	3:24
2nd	13:33	TD M. Williams	3 run	8	67	3:21
2nd	2:20	FG Ruggles	25 FG	13	68	6:11
3rd	9:35	TD Fleming from Stroud	12 pass	8	72	3:38
3rd	2:22	TD Egbuka from Stroud	8 pass	4	38	2:02
4th	7:21	TD Egbuka from Stroud	32 pass	5	75	2:25
Illinois						
1st	4:30	TD Devito	1 run	7	16	3:39
2nd	7:31	TD Devito	1 run	6	47	2:48
3rd	10:24	TD Devito	1 run	10	75	4:36
3rd	9:03	FG Friffin	44 FG	4	-10	1:10
3rd	6:42	TD Brown	49 run	4	70	1:14
4th	14:18	FG Griffin	31 FG	9	40	5:18
Northwestern						
4th	11:08	TD Tyus III from Sullivan	1 pass	8	78	3:43
Michigan State						
1st	0:12	TD Burger	12 run	2	12	0:12
3rd	0:54	TD Collins	1 run	8	97	4:00
4th	7:23	TD Coleman from Thorne	27 pass	5	56	2:31
OT1	0:00	TD Coleman from Reed	25 pass	1	25	-
OT2	0:00	TD Reed from Thorne	27 pass	3	25	-
Purdue						
1st	3:49	FG Fineran	36 FG	13	71	5:14
3rd	4:12	TD Durham from O'Connell	8 pass	4	21	1:55
4th	12:05	TD Mockobee	1 run	12	81	5:30
4th	1:24	TD O'Connell	1 run	9	87	2:23
Maryland						
3rd	7:29	FG Ryland	39 FG	12	43	5:52
4th	0:57	TD Felton from Tagovailoa	5 pass	13	73	5:31

SCORING DRIVE ANALYSIS

Yards	Wisconsin		Opponents	
	TD	FG	TD	FG
Negative	0	0	0	1
0-9	1	0	0	0
10-19	1	0	3	1
20-29	1	0	3	0
30-39	2	0	1	0
40-49	3	1	2	1
50-59	5	0	2	0
60-69	5	2	1	1
70-79	6	0	7	1
80-89	4	0	3	0
90-99	3	0	1	0

GAME-OPENING DRIVES

Game	Wisconsin				Opponents			
	PI-Yds	Time	Pts		PI-Yds	Time	Pts	
ISU	3-6	1:28	--		5-13	2:51	--	
WSU	6-12	3:15	--		6-54	1:31	--	
NMSU	3-49	1:22	TD		5-23	2:56	--	
OSU	5-11	2:38	--		6-68	2:41	TD	
ILL	7-53	3:39	TD		5-37	1:54	--	
NU	11-66	5:04	--		7-31	2:27	--	
MSU	11-63	5:27	TD		3--8	1:32	--	
PUR	6-76	2:26	TD		3-5	1:18	--	
UMD	3-2	1:26	--		3-8	1:18	--	
IOWA								
NEB								
MINN								

2ND HALF-OPENING DRIVES

Game	Wisconsin				Opponents			
	PI-Yds	Time	Pts		PI-Yds	Time	Pts	
ISU	9-59	5:18	TD		7-45	4:51	--	
WSU	3-(-4)	2:01	--		7-18	3:26	FG	
NMSU	5-82	2:10	TD		5-19	2:29	--	
OSU	4-3	1:47	--		8-72	3:38	TD	
ILL	3-2	1:03	--		10-75	4:36	TD	
NU	5-17	2:27	--		3-4	1:02	--	
MSU	3--2	2:22	--		5-15	1:45	--	
PUR	2-14	0:12	TD		3-1	0:40	--	
UMD	3-8	1:34	--		12-43	5:52	FG	
IOWA								
NEB								
MINN								

LONG PLAYS (20+ YARDS)

WISCONSIN LONG SCRIMMAGE PLAYS

Yards	Type	Player(s)	Opponent
96*	Rush	Allen, Braelon	Illinois State
89*	Rush	Guerendo, Isaac	Maryland
75*	Rush	Allen, Braelon	Ohio State
74	Pass	Dike, Chimere from Mertz, Graham	Illinois State
54*	Rush	Guerendo, Isaac	Purdue
52*	Pass	Dike, Chimere from Mertz, Graham	Northwestern
49*	Pass	Bell, Skyler from Mertz, Graham	New Mexico State
47	Pass	Cundiff, Clay from Mertz, Graham	New Mexico State
43	Pass	Dike, Chimere from Mertz, Graham	Northwestern
40	Pass	Lewis, Keontez from Mertz, Graham	Washington State
39*	Rush	Allen, Braelon	New Mexico State
39	Pass	Allen, Braelon from Mertz, Graham	Purdue
37	Pass	Bell, Skyler from Mertz, Graham	New Mexico State
37	Pass	Engram, Dean from Burkett, Myles	New Mexico State
36	Rush	Bell, Skyler	Maryland
34	Rush	Allen, Braelon	Michigan State
33	Rush	Allen, Braelon	Northwestern
33	Rush	Davis, Julius	New Mexico State
30*	Rush	Guerendo, Isaac	New Mexico State
29*	Pass	Bell, Skyler from Mertz, Graham	Purdue
28	Pass	Dike, Chimere from Mertz, Graham	New Mexico State
27	Rush	Bell, Skyler	Michigan State
26	Pass	Bell, Skyler from Mertz, Graham	Ohio State
25	Pass	Dike, Chimere from Mertz, Graham	Illinois
25	Pass	Dike, Chimere from Mertz, Graham	Northwestern
25*	Pass	Dike, Chimere from Mertz, Graham	Michigan State
24	Rush	Allen, Braelon	Illinois State
24	Pass	Acker, Jackson from Mertz, Graham	Maryland
23	Pass	Eschenbach, Jack from Mertz, Graham	Washington State
23*	Pass	Mellusi, Chez from Allen, Braelon	Northwestern
22	Pass	Lewis, Keontez from Mertz, Graham	Illinois
22	Pass	Lewis, Keontez from Mertz, Graham	Washington State
22	Pass	Engram, Dean from Burkett, Myles	New Mexico State
21	Pass	Franklin, Jaylan from Burkett, Myles	New Mexico State
21*	Pass	Guerrendo, Isaac from Mertz, Graham	Illinois
21	Pass	Bell, Skyler from Mertz, Graham	Northwestern
21*	Pass	Dike, Chimere from Mertz, Graham	Northwestern
21	Pass	Lewis, Keontez from Mertz, Graham	Maryland
20	Rush	Allen, Braelon	Michigan State
20	Pass	Dike, Chimere from Mertz, Graham	Purdue
20	Rush	Allen, Braelon	Maryland

* Touchdown scored on play

LONG PLAYS BY TYPE

	Wisconsin		Opponents	
	Total	TD	Total	TD
Rushing	14	6	5	1
Passing	25	7	22	2
Punt Returns	0	0	0	0
Kick Returns	5	0	1	0
Interceptions	2	2	1	0
Fumble returns	0	0	0	0
TOTAL	44	15	29	3

LONG PLAYS BY PLAYER

Player	Total	TD	Rush	Rec.	KR	PR	IR	FR
Dike, Chimere	9	3	0	9	0	0	0	0
Allen, Braelon	9	3	8	1	0	0	0	0
Guerendo, Isaac	9	4	3	1	5	0	0	0
Bell, Skyler	7	1	2	5	0	0	0	0
Lewis, Keontez	4	0	0	4	0	0	0	0
Engram, Dean	2	0	0	2	0	0	0	0
Torchio, John	2	2	0	0	0	0	2	0
Franklin, Jaylan	1	0	0	1	0	0	0	0
Eschenbach, Jack	1	0	0	1	0	0	0	0
Davis, Julius	1	0	1	0	0	0	0	0
Cundiff, Clay	1	0	0	1	0	0	0	0
Mellusi, Chez	1	1	0	1	0	0	0	0
Latu, Kamo'i	1	0	0	0	0	0	1	0
Acker, Jackson	1	0	0	1	0	0	0	0
TOTAL	45	15	14	25	5	0	3	0

WISCONSIN LONGEST PLAYS

OFFENSE	Yards	Player	Opponent
Rush	96	Braelon Allen	Illinois State (Sept. 3)
Rushing TD	96	Braelon Allen	Illinois State (Sept. 3)
Pass	74	Chimere Dike (Graham Mertz)	Illinois State (Sept. 3)
Passing TD	52	Chimere Dike (Graham Mertz)	Northwestern (Oct. 8)

SPECIAL TEAMS	Yards	Player	Opponent
Kick Return	50	Isaac Guerendo	New Mexico State (Sept. 17)
Punt Return	16	Dean Engram	Maryland (Nov. 5)
Punt	64	Andy Vujnovich	Michigan State (Oct. 15)
Field Goal	39	Nate Van Zelt	Illinois (Oct. 1)

DEFENSE	Yards	Player	Opponent
INT Return	100	John Torchio	Illinois State (Sept. 3)
Fumble Return	0	James Thompson Jr.	Northwestern (Oct. 8)

OPPONENT LONGEST PLAYS

OFFENSE	Yards	Player	Opponent
Rush	49	Chase Brown	Illinois (Oct. 1)
Rushing TD	49	Chase Brown	Illinois (Oct. 1)
Pass	72	Maliq Carr (Payton Thorne)	Michigan State (Oct. 16)
Passing TD	32	Emeka Egbuka (C.J. Stroud)	Ohio State (Sept. 24)

SPECIAL TEAMS	Yards	Player	Opponent
Kick Return	73	Renard Bell	Washington State (Sept. 10)
Punt Return	16	Tarheeb Still	Maryland (Nov. 5)
Punt	68	Bryce Baringer	Michigan State (Oct. 16)
Field Goal	44	Caleb Griffin	Illinois (Oct. 1)

DEFENSE	Yards	Player	Opponent
INT Return	30	Tanner McCalister	Ohio State (Sept. 24)
Fumble Return	--		

GAME SUMMARIES

GAME 1

#18 WISCONSIN 38, ILLINOIS STATE 0

SATURDAY, SEPT. 3 ▪ MADISON, WIS.

	1	2	3	4	F
Illinois State	0	0	0	0	0
Wisconsin	7	10	14	7	38

Qtr	Time	Team	Scoring Play
1st	1:52	WIS	Torchio 100 INT return (Calvaruso kick), 15-71 8:49
2nd	13:15	WIS	B. Allen 96 run (Calvaruso kick), 1-92 0:44
	3:11	WIS	Calvaruso 28 field goal, 13-68 7:42
3rd	9:36	WIS	B. Allen 1 run (Calvaruso kick), 9-59 5:18
	2:55	WIS	Dike 16 pass from Mertz (Calvaruso kick), 4-93 1:50
4th	8:57	WIS	Guerendo 1 run (Calvaruso kick), 14-76 7:26

	ISU	WIS
FIRST DOWNS	14	18
NET YARDS RUSHING	57	221
Rushing Attempts	26	37
Average Per Rush	2.2	6.0
Rushing Touchdowns	0	3
NET YARDS PASSING	186	219
Completions-Attempts-Int	16-24-2	14-16-0
Passing Touchdowns	0	1
TOTAL OFFENSE YARDS	243	440
Total offense plays	50	53
Fumbles: Number-Lost	0-0	0-0
Penalties: Number-Yards	4-25	5-51
PUNTS-YARDS	7-225	2-89
Average Yards Per Punt	32.1	44.5
KICKOFFS-YARDS	1-57	7-430
Average Yards Per Kickoff	57.0	61.4
Punt returns: Number-Yards-TD	0--1-0	0--7-0
Average Per Return	0.0	0.0
Kickoff returns: Number-Yds-TD	1-3-0	1-33-0
Average Per Return	3.0	33.0
Interceptions: Number-Yds-TD	0-0-0	2-100-1
Fumble Returns: Number-Yds-TD	0-0-0	0-0-0
Possession Time	29:27	29:38
Third-Down Conversions	3 of 11	4 of 9
Fourth-Down Conversions	0 of 0	2 of 2
Red-Zone Scores-Chances	0-2	4-4
Touchdowns	0-2	3-4
Field goals	0-2	1-4
Sacks By: Number-Yards	3-0	4-0

RUSHING (Att-Yds)

ISU — White, Nigel 4-22; Mueller, Cole 3-21; Wright, Wenkers 8-16; Brown, Pha'leak 3-10; Annexstad, Zack 8-minus 12.
WIS — Allen, Braelon 14-148; Mellusi, Chez 10-48; Davis, Julius 6-37; Guerendo, Isaac 2-3; Mertz, Graham 4-minus 6; Burkett, Myles 1-minus 9.

PASSING (Comp-Att-INT-Yds)

ISU — Annexstad, Zack 16-24-2-186.
WIS — Mertz, Graham 14-16-0-219; Burkett, Myles 0-0-0-0.

RECEIVING (Rec-Yds)

ISU — Deming, Bryson 3-minus 1; Sobkowicz, Danie 2-41; Wright, Wenkers 2-37; Carr, Jalen 2-36; Annexstad, Brock 2-36; Taula, Tanner 2-27; Mueller, Cole 1-5; Carter, J'Kalon 1-5; Brown, Pha'leak 1-0.
WIS — Dike, Chimere 3-106; Allen, Markus 3-34; Rucci, Hayden 2-27; Cundiff, Clay 2-23; Bell, Skyler 2-21; Guerendo, Isaac 1-6; Mellusi, Chez 1-2.

GAME 2

WASHINGTON STATE 17, #19 WISCONSIN 14

SATURDAY, SEPT. 3 ▪ MADISON, WIS.

	1	2	3	4	F
Washington State	0	7	10	0	17
Wisconsin	0	14	0	0	14

Qtr	Time	Team	Scoring Play
2nd	9:10	WSU	Watson 2 run (Janikowski kick), 4-53 1:19
	6:05	WIS	Cundiff 17 pass from Mertz (Calvaruso kick), 6-65 3:05
	0:20	WIS	Cundiff 10 pass from Mertz (Calvaruso kick), 5-45 0:35
3rd	11:20	WSU	Janikowski 26 field goal, 7-18 3:26
	5:12	WSU	Watson 31 pass from Ward (Janikowski kick), 6-49 2:22

	WSU	WIS
FIRST DOWNS	10	22
NET YARDS RUSHING	53	174
Rushing Attempts	22	44
Average Per Rush	2.4	4.0
Rushing Touchdowns	1	0
NET YARDS PASSING	200	227
Completions-Attempts-Int	17-28-2	18-31-1
Passing Touchdowns	1	2
TOTAL OFFENSE YARDS	253	401
Total offense plays	50	75
Fumbles: Number-Lost	1-1	2-2
Penalties: Number-Yards	5-50	11-106
PUNTS-YARDS	4-162	3-139
Average Yards Per Punt	40.5	46.3
KICKOFFS-YARDS	4-255	3-194
Average Yards Per Kickoff	63.8	64.7
Punt returns: Number-Yards-TD	0-8-0	0-9-0
Average Per Return	0.0	0.0
Kickoff returns: Number-Yds-TD	2-82-0	1-19-0
Average Per Return	41.0	19.0
Interceptions: Number-Yds-TD	1-6-0	2-21-0
Fumble Returns: Number-Yds-TD	0-0-0	0-0-0
Possession Time	21:58	38:02
Third-Down Conversions	2 of 11	8 of 15
Fourth-Down Conversions	1 of 2	0 of 1
Red-Zone Scores-Chances	2-2	2-3
Touchdowns	1-2	2-3
Field goals	1-2	0-3
Sacks By: Number-Yards	1-0	2-0

RUSHING (Att-Yds)

WSU — Watson, Nakia 10-33; Jenkins, Jaylen 6-27; TEAM 1-minus 1; Ward, Cameron 5-minus 6.
WIS — Allen, Braelon 21-98; Mellusi, Chez 15-44; Guerendo, Isaac 3-14; Bell, Skyler 3-12; Mertz, Graham 2-6.

PASSING (Comp-Att-INT-Yds)

WSU — Ward, Cameron 17-28-2-200.
WIS — Mertz, Graham 18-31-1-227.

RECEIVING (Rec-Yds)

WSU — Ollie, Donovan 5-34; Victor, Lincoln 3-33; Stribling, De'Zh 3-16; Bell, Renard 2-49; Riviere, Billy 2-40; Watson, Nakia 1-31; Jenkins, Jaylen 1-minus 3.
WIS — Cundiff, Clay 4-59; Dike, Chimere 4-31; Lewis, Keontez 2-62; Bell, Skyler 2-17; Allen, Braelon 2-12; Guerendo, Isaac 2-12; Eschenbach, Jac 1-23; Allen, Markus 1-11.

GAME 3

WISCONSIN 66, NEW MEXICO STATE 7

SATURDAY, SEPT. 17 ▪ MADISON, WIS.

	1	2	3	4	F
New Mexico State	0	0	0	7	7
Wisconsin	7	28	21	10	66

Qtr	Time	Team	Scoring Play
1st	13:30	WIS	B. Allen 39 run (Van Zelst kick), 3-49 1:22
2nd	14:56	WIS	Mellusi 2 run (Van Zelst kick), 7-63 2:40
	12:22	WIS	Lewis 18 pass from Mertz (Van Zelst kick), 4-56 1:37
	11:17	WIS	B. Allen 1 run (Van Zelst kick), 2-2 0:41
	6:09	WIS	B. Allen 2 run (Van Zelst kick), 5-63 2:33
3rd	10:21	WIS	Bell 49 pass from Mertz (Van Zelst kick), 5-82 2:10
	6:53	WIS	Bell 18 pass from Mertz (Van Zelst kick), 4-48 1:50
	1:41	WIS	Guerendo 3 run (Van Zelst kick), 8-70 3:56
4th	11:48	WIS	Guerendo30 run (Van Zelst kick), 3-37 1:28
	8:10	NMSU	Watkins 1 run (Money kick), 7-75 3:38
	3:58	WIS	Van Zelst 27 FG, 8-66 4:12

	NMSU	WIS
FIRST DOWNS	14	25
NET YARDS RUSHING	118	260
Rushing Attempts	36	46
Average Per Rush	3.3	5.7
Rushing Touchdowns	1	6
NET YARDS PASSING	124	335
Completions-Attempts-Int	10-30-3	16-20-1
Passing Touchdowns	0	3
TOTAL OFFENSE YARDS	242	595
Total offense plays	66	66
Fumbles: Number-Lost	0-0	0-0
Penalties: Number-Yards	7-68	4-50
PUNTS-YARDS	9-345	3-145
Average Yards Per Punt	38.3	48.3
KICKOFFS-YARDS	2-125	11-699
Average Yards Per Kickoff	62.5	63.5
Punt returns: Number-Yards-TD	0-0-0	0-1-0
Average Per Return	0.0	0.0
Kickoff returns: Number-Yds-TD	2-24-0	1-50-0
Average Per Return	12.0	50.0
Interceptions: Number-Yds-TD	1-4-0	3-10-0
Fumble Returns: Number-Yds-TD	0-0-0	0-0-0
Possession Time	28:43	31:17
Third-Down Conversions	4 of 15	2 of 6
Fourth-Down Conversions	0 of 0	0 of 0
Red-Zone Scores-Chances	1-2	7-8
Touchdowns	1-2	6-8
Field goals	0-2	1-8
Sacks By: Number-Yards	2-0	1-0

RUSHING (Att-Yds)

NMSU — Thomas, Star 9-46; Gans, Timothy 9-38; Jones, Jamoni 7-28; Watkins, Ahmonte 6-27; Pavia, Diego 5-minus 21.
WIS — Allen, Braelon 15-86; Guerendo, Isaac 12-74; Mellusi, Chez 10-71; Davis, Julius 5-45; TEAM 1-minus 1; Mertz, Graham 2-minus 5; Hill, Deacon 1-minus 10.

PASSING (Comp-Att-INT-Yds)

NMSU — Pavia, Diego 6-19-1-52; Frakes, Gavin 3-10-2-66; Eget, Weston 1-1-0-6.
WIS — Mertz, Graham 12-15-1-251; Burkett, Myles 4-5-0-84; Hill, Deacon 0-0-0-0.

RECEIVING (Rec-Yds)

NMSU — Childress, Bryce 2-18; Parker, Jordin 1-36; Bellamy, Chris 1-25; Dixon, Lawrence 1-11; Jones, J.J. 1-10; Brady, Jonathan 1-9; Warner, Terrell 1-6; Powers, Justice 1-6; Whitford, Thomaz 1-3.
WIS — Bell, Skyler 4-108; Ingram, Dean 3-63; Cundiff, Clay 2-57; Dike, Chimere 2-35; Rucci, Hayden 2-20; Franklin, Jaylan 1-21; Lewis, Keontez 1-18; Acker, Jackson 1-13.

GAME SUMMARIES

GAME 4

#3 OHIO STATE 52, WISCONSIN 21

SATURDAY, SEPT. 24 • COLUMBUS, OHIO

	1	2	3	4	F
Wisconsin	0	7	0	14	21
Ohio State	21	10	14	7	52

Qtr	Time	Team	Scoring Play
1st	12:13	OSU	Williams 2 run (Ruggles kick), 6-88 2:41
	8:54	OSU	Stover 13 pass from Stroud (Ruggles kick), 2-16 0:41
	3:55	OSU	Stover 2 pass from Stroud (Ruggles kick), 7-70 3:24
2nd	13:33	OSU	Williams 3 run (Ruggles kick), 8-67 3:21
	8:31	WIS	Mertz 1 run (Van Zelst kick), 10-72 4:55
	2:20	OSU	Ruggles 25 field goal, 13-68 6:11
3rd	9:35	OSU	Fleming 12 pass from Stroud (Ruggles kick), 8-72 3:38
	2:22	OSU	Egbuka 8 pass from Stroud (Ruggles kick), 4-38 2:02
4th	9:46	WIS	Acker 2 pass from Mertz (Van Zelst kick), 14-80 7:32
	7:21	OSU	Egbuka 32 pass from Stroud (Ruggles kick), 5-75 2:25
	7:11	WIS	B. Allen 75 run (Van Zelst kick), 1-75 0:10

	WIS	OSU
FIRST DOWNS	11	28
NET YARDS RUSHING	192	258
Rushing Attempts	35	43
Average Per Rush	5.5	6.0
Rushing Touchdowns	2	2
NET YARDS PASSING	104	281
Completions-Attempts-Int	12-21-1	17-27-1
Passing Touchdowns	1	5
TOTAL OFFENSE YARDS	296	539
Total offense plays	56	70
Fumbles: Number-Lost	0-0	0-0
Penalties: Number-Yards	5-57	3-27
PUNTS-YARDS	6-228	2-89
Average Yards Per Punt	38.0	44.5
KICKOFFS-YARDS	4-251	9-495
Average Yards Per Kickoff	62.8	55.0
Punt returns: Number-Yards-TD	0-0-0	0-10-0
Average Per Return	0.0	0.0
Kickoff returns: Number-Yds-TD	3-82-0	1-5-0
Average Per Return	27.3	5.0
Interceptions: Number-Yds-TD	1-0-0	1-30-0
Fumble Returns: Number-Yds-TD	0-0-0	0-0-0
Possession Time	26:58	33:02
Third-Down Conversions	6 of 13	7 of 11
Fourth-Down Conversions	0 of 1	1 of 1
Red-Zone Scores-Chances	2-2	7-7
Touchdowns	2-2	6-7
Field goals	0-2	1-7
Sacks By: Number-Yards	0-0	1-0

RUSHING (Att-Yds)

WIS — Allen, Braelon 23-165; Mertz, Graham 5-15; Mellusi, Chez 4-13; Dike, Chimere 1-4; Guerendo, Isaac 2-minus 5.
OSU — Henderson, TreVe 21-121; Williams, Miyan 11-101; Hayden, Dallan 8-31; McCord, Kyle 1-3; Rossi, Mitch 1-3; TEAM 1-minus 1.

PASSING (Comp-Att-INT-Yds)

WIS — Mertz, Graham 11-20-1-94; Allen, Braelon 1-1-0-10.
OSU — Stroud, C.J. 17-27-1-281.

RECEIVING (Rec-Yds)

WIS — Bell, Skyler 4-55; Allen, Braelon 3-6; Guerendo, Isaac 1-19; Eschenbach, Jack 1-10; Dike, Chimere 1-9; Cundiff, Clay 1-3; Acker, Jackson 1-2.
OSU — Egbuka, Emeka 6-118; Fleming, Julian 4-67; Stover, Cade 4-51; Harrison Jr., Marvin 3-45.

GAME 5

WISCONSIN 10, ILLINOIS 34

SATURDAY, OCT. 1 • MADISON, WISC.

	1	2	3	4	F
Illinois	7	7	17	0	34
Wisconsin	7	3	0	3	10

Qtr	Time	Team	Scoring Play
1st	11:15	WIS	Guerendo 21 pass from Mertz (Van Zelst kick), 7-53 3:39
	4:30	ILL	Devito 1 run (Griffin kick), 7-16, 3:39
2nd	14:53	WIS	Van Zelst 39 FG, 10-45 4:32
	7:31	ILL	Devito 1 run (Griffin kick), 6-47 2:48
3rd	10:24	ILL	Devito 1 run (Griffin kick), 10-75 4:36
	9:03	ILL	Griffin 44 FG, 4--10 1:18
	6:42	ILL	Brown 49 run (Griffin kick), 4-70 1:14
4th	14:18	ILL	Griffin 31 FG, 9-40 5:18

	ILL	OSU
FIRST DOWNS	19	12
NET YARDS RUSHING	137	2
Rushing Attempts	42	24
Average Per Rush	3.3	0.1
Rushing Touchdowns	4	0
NET YARDS PASSING	161	206
Completions-Attempts-Int	18-24-0	17-33-2
Passing Touchdowns	0	1
TOTAL OFFENSE YARDS	304	208
Total offense plays	66	57
Fumbles: Number-Lost	0-0	1-1
Penalties: Number-Yards	8-75	10-78
PUNTS-YARDS	4-146	4-214
Average Yards Per Punt	36.5	53.5
KICKOFFS-YARDS	7-412	3-195
Average Yards Per Kickoff	58.9	65.0
Punt returns: Number-Yards-TD	2-14-0	0-10-0
Average Per Return	7.0	0.0
Kickoff returns: Number-Yds-TD	0-0-0	7-148-0
Average Per Return	0.0	21.1
Interceptions: Number-Yds-TD	2-19-0	0-0-0
Fumble Returns: Number-Yds-TD	0-0-0	0-0-0
Possession Time	33:56	26:04
Third-Down Conversions	3 of 13	4 of 14
Fourth-Down Conversions	1 of 2	0 of 3
Red-Zone Scores-Chances	5-5	0-0
Touchdowns	3-5	0-0
Field goals	2-5	0-0
Sacks By: Number-Yards	5-29	2-11

RUSHING (Att-Yds)

WIS — Mellusi, Chez 7-16, Guerendo, Isaac 1-3, Dike, Chimere 1-3, Allen, Braelon 8-2, Mertz, Graham 7-minus 22
ILL — Brown, Chase 25-129, Love III, Reggie 6-16, Devito, Tommy 4-minus 6

PASSING (Comp-Att-INT-Yds)

WIS — Mertz, Graham 17-32-2-206; Allen, Braelon 0-0-0-0.
ILL — Devito, Tommy 18-24-0-167.

RECEIVING (Rec-Yds)

WIS — Dike, Chimere 5-76, Eschenbach 5-32, Allen, Markus 4-27, Guerendo, Isaac 2-23, Lewis, Keontez 1-22, Bell, Skyler 1-19, Ingram, Dean 1-7
ILL — Williams, Isaiah 7-31, Hightower, Brian 5-59, Bryant, Pat 4-51, Marchese, Michael 1-20, Brown, Chase 1-6

GAME 6

WISCONSIN 42, NORTHWESTERN 7

SATURDAY, OCT. 8 • EVANSTON, ILL.

	1	2	3	4	F
Illinois	7	21	0	14	34
Wisconsin	0	0	0	7	10

Qtr	Time	Team	Scoring Play
1st	2:25	WIS	Bell 15 pass from Mertz (Van Zelst kick), 9-98 5:00
2nd	14:50	WIS	Dike 52 pass from Mertz (Van Zelst kick), 3-57 0:41
	6:58	WIS	Dike 21 pass from Mertz (Van Zelst kick), 6-66 2:45
	2:11	WIS	Mellusi 23 pass from Allen (Van Zelst kick), 7-61 3:11
4th	14:53	WIS	Dike 6 pass from Mertz (Van Zelst kick), 4-37, 1:51
	11:08	NU	Tyus III pass from Sullivan (Olsen kick) 8-78 3:43
	2:28	WIS	Allen 19 pass from Mertz (Van Zelst kick) 14-84 8:37

	WIS	NU
FIRST DOWNS	26	18
NET YARDS RUSHING	193	79
Rushing Attempts	38	27
Average Per Rush	5.1	02.9
Rushing Touchdowns	0	0
NET YARDS PASSING	196	263
Completions-Attempts-Int	21-30-0	22-41-2
Passing Touchdowns	6	1
TOTAL OFFENSE YARDS	515	342
Total offense plays	68	68
Fumbles: Number-Lost	0-0	1-1
Penalties: Number-Yards	6-55	2-20
PUNTS-YARDS	3-139	4-185
Average Yards Per Punt	46.3	46.0
KICKOFFS-YARDS	7-433	2-121
Average Yards Per Kickoff	61.9	60.5
Punt returns: Number-Yards-TD	2-20-0	0-0-0
Average Per Return	10.0	0.0
Kickoff returns: Number-Yds-TD	2-24-0	1-0-0
Average Per Return	12.0	0.0
Interceptions: Number-Yds-TD	2-32-0	0-0-0
Fumble Returns: Number-Yds-TD	0-0-0	0-0-0
Possession Time	34:16	25:44
Third-Down Conversions	10 of 14	3 of 13
Fourth-Down Conversions	0 of 0	2 of 4
Red-Zone Scores-Chances	3-4	1-3
Touchdowns	3-4	1-3
Field goals	0-4	0-3
Sacks By: Number-Yards	1-6	0-0

RUSHING (Att-Yds)

WIS — Allen, Braelon 23-135, Mellusi, Chez 10-31, Bell, Skyler 2-13, Anthony, Vinny 2-11, Guerendo, Isaac 1-3
NW — Sullivan, Brendan 10-33, Tyus III, Anthony 4-18, Hull, Evan 9-13, Clair, Andrew 2-10, Hilinski, Ryan 1-3, Porter, Cam 1-2

PASSING (Comp-Att-INT-Yds)

WIS — Mertz, Graham 20-29-0-299; Allen, Braelon 1-1-0-23.
NW — Hilinski, Ryan 10-22-2-147; Sullivan, Brendan 11-17-0-114; Richardson, Carl 1-2-0-2

RECEIVING (Rec-Yds)

WIS — Dike, Chimere 10-185, Ingram, Dean 4-32, Bell, Skyler 2-36, Mellusi, Chez 1-23, Allen, Markus 1-19, Eschenbach, Jack 1-11, Allen, Braelon 1-10, Lewis, Keontez 1-6
NW — Hull, Evan 4-62, Navarro, Donny 4-44, Washington, Malik 3-29, Kirtz, Bryce 2-66, Niro III, Raymond 2-11, Tyus III, Anthony 2-3, Gordon, Thomas 1-16, Porter, Cam 1-15, Lang, Marshall 1-6, Hooper Price, Genson 1-6, Gill, Jacob 1-5

GAME SUMMARIES

GAME 7

MICHIGAN STATE 34, WISCONSIN 28 2OT

SATURDAY, OCT. 15 • EAST LANSING, MICH.

	1	2	3	4	OT1	OT2	F
Wisconsin	7	7	0	7	7	0	28
Michigan State	7	0	7	7	7	6	34

Qtr	Time	Team	Scoring Play
1st	8:01	WIS	Allen 1 run (Van Zelst kick), 11-63 5:27
	0:20	MSU	Burger 12 run (Patton kick), 2-12, 0:12
2nd	10:21	WIS	Allen 1 run (Van Zelst kick), 9-75 4:59
3rd	0:54	MSU	Collins 1 run (Patton kick) 8-97, 4:00
4th	7:23	MSU	Coleman 27 pass from Thorne (Patton kick) 6-65, 2:31
	2:04	WIS	Lewis 3 pass from Mertz (Van Zelst kick) 9-52, 5:11
OT1	0:00	MSU	Coleman 25 pass from Reed (Patton kick) 1-25
OT1	0:00	WIS	Dike 25 pass from Mertz (Van Zelst kick) 3-25
OT2	0:00	MSU	Reed 27 pass from Thorne 3-25

	WIS	MSU
FIRST DOWNS	18	19
NET YARDS RUSHING	152	99
Rushing Attempts	39	36
Average Per Rush	3.9	2.8
Rushing Touchdowns	2	2
NET YARDS PASSING	187	290
Completions-Attempts-Int	14-24-1	22-30-1
Passing Touchdowns	2	3
TOTAL OFFENSE YARDS	283	389
Total offense plays	63	66
Fumbles: Number-Lost	2-1	0-0
Penalties: Number-Yards	8-72	9-103
PUNTS-YARDS	6-258	5-241
Average Yards Per Punt	43.0	48.2
KICKOFFS-YARDS	4-253	4-232
Average Yards Per Kickoff	63.2	58.0
Punt returns: Number-Yards-TD	3-17-0	2-20-0
Average Per Return	5.7	10.0
Kickoff returns: Number-Yds-TD	3-69-0	2-41-0
Average Per Return	23.0	20.5
Interceptions: Number-Yds-TD	1-0-0	1-0-0
Fumble Returns: Number-Yds-TD	0-0-0	0-0-0
Possession Time	32:59	27:01
Third-Down Conversions	4 of 12	7 of 15
Fourth-Down Conversions	2 of 2	0 of 2
Red-Zone Scores-Chances	3-3	2-3
Touchdowns	3-3	2-3
Field goals	0-3	0-3
Sacks By: Number-Yards	2-17	3-23

RUSHING (Att-Yds)

WIS — Allen, Braelon 29-123; Bell, Skyler 1-27; Guerendo, Isaac 2-2; Mertz, Graham 7-0
MSU — Berger, Jalen 16-59; Collins, Elijah 14-43; Broussard, Jarek 3-6; Payton, Thorne 3—9

PASSING (Comp-Att-INT-Yds)

WIS — Mertz, Graham 14-24-1-313
MSU — Payton Thorne 21-28-0-265; Bryce Baringer 0-1-1-0; Jayden Reed 1-1-0-25

RECEIVING (Rec-Yds)

WIS — Dike, Chimere 4-45; Allen, Braelon 3-33; Bell, Skyler 3-24; Eschenbach, Jack 2-15
MSU — Reed, Jayden 9-117; Coleman, Keon 5-79; Mosley, Tre 2-5; Carr, Maliq 1-72; Barker, Daniel 8; Hunt, Tyler 1-4; Collins, Elijah 1-3; Broussard, Jarek 1-3; Berger, Jalen 1—1

GAME 8

WISCONSIN 35, PURDUE 24

SATURDAY, OCT. 22 • MADISON, WIS.

	1	2	3	4	F
Purdue	0	3	7	14	24
Wisconsin	21	0	14	0	35

Qtr	Time	Team	Scoring Play
1st	12:34	WIS	Bell 29 pass from Mertz (Van Zelst kick), 6-76 2:26
	11:16	WIS	Torchio 31 INT (Van Zelst kick)
	2:38	WIS	Dike 3 pass from Mertz (Van Zelst kick), 8-80, 3:59
2nd	3:49	PUR	Fineran 36 FG, 13-71, 5:14
3rd	14:08	WIS	Allen 14 run (Van Zelst kick), 2-14, 0:12
	4:12	PUR	Durham pass from O'Connell (Fineran kick), 4-21, 1:55
	2:42	WIS	Guerendo 54 run (Van Zelst kick), 4-75, 1:30
4th	12:05	PUR	Mockobee 1 run (Fineran kick), 12-81, 5:30
	1:24	PUR	O'Connell 1 run (Fineran kick), 9-87, 2:23

	PUR	WIS
FIRST DOWNS	22	16
NET YARDS RUSHING	111	178
Rushing Attempts	33	29
Average Per Rush	3.4	6.1
Rushing Touchdowns	2	2
NET YARDS PASSING	320	203
Completions-Attempts-Int	31-46-3	13-21-0
Passing Touchdowns	1	2
TOTAL OFFENSE YARDS	431	381
Total offense plays	79	50
Fumbles: Number-Lost	0-0	1-1
Penalties: Number-Yards	4-40	9-82
PUNTS-YARDS	3-127	6-254
Average Yards Per Punt	42.3	42.3
KICKOFFS-YARDS	4-236	6-385
Average Yards Per Kickoff	59.0	64.2
Punt returns: Number-Yards-TD	2-16-0	2-4-0
Average Per Return	8.0	2.0
Kickoff returns: Number-Yds-TD	1-24-0	1-0-0
Average Per Return	24.0	0.0
Interceptions: Number-Yds-TD	0-0-0	3-48-1
Fumble Returns: Number-Yds-TD	0-0-0	0-0-0
Possession Time	32:25	25:00
Third-Down Conversions	5 of 16	2 of 8
Fourth-Down Conversions	3 of 4	0 of 0
Red-Zone Scores-Chances	4-5	2-2
Touchdowns	3-5	2-2
Field goals	1-5	0-2
Sacks By: Number-Yards	2-19	2-13

RUSHING (Att-Yds)

WIS — Allen, Braelon 16-113; Guerendo, Isaac 7-72; Bell, Skyler 1-1; Mertz, Graham 4--7
PUR — Mockobee, Devin 23-108; Lewis, Kobe 5-21; Doerue, King 1-2; O'Connell, Aidan 4--20

PASSING (Comp-Att-INT-Yds)

WIS — Mertz, Graham 13-21-0-203
PUR — O'Connell, Aidan 31-46-3-320

RECEIVING (Rec-Yds)

WIS — Dike, Chimere 4-87; Allen, Braelon 1-39; Bell, Skyler 4-87; Guerendo, Isaac 2-7; Franklin, Jaylan 1-19; Ingram, Dean 1-9; Lewis, Keontez 1-6
PUR — Jones, Charlie 10-105; Durham, Payne 6-66; Rice, Mer-shawn 3-36; Burks, Deion 3-30; Sheffield, TJ 3-21; Lewis, Kobe 2-13; Piferi, Paul 1-23; Tracy Jr., Tyrone 1-18; Sowinski, Andrew 1-6; Doerue, King 1-2

GAME 9

WISCONSIN 23, MARYLAND 10

SATURDAY, NOV. 5 • MADISON, WIS.

	1	2	3	4	F
Maryland	0	0	3	7	10
Wisconsin	7	10	3	3	23

Qtr	Time	Team	Scoring Play
1st	1:21	WIS	Allen 9 run (Van Zelst kick), 12-77 6:01
2nd	10:16	WIS	Guerendo 89 run (Van Zelst kick), 1-89 0:13
	0:09	WIS	Van Zelst 38 FG, 10-48 1:58
3rd	7:29	MARY	Ryland 39 FG, 12-43 5:52
	0:08	WIS	Van Zelst 35 FG, 8-48 4:46
4th	6:33	WIS	Van Zelst 28 FG, 6-44 3:15
	0:57	MARY	Felton 5 pass from Tagavailoa (Ryland kick), 13-73 5:31

	MARY	WIS
FIRST DOWNS	9	15
NET YARDS RUSHING	112	278
Rushing Attempts	41	46
Average Per Rush	2.7	6.0
Rushing Touchdowns	0	2
NET YARDS PASSING	77	77
Completions-Attempts-Int	10-23-1	5-18-0
Passing Touchdowns	1	0
TOTAL OFFENSE YARDS	189	355
Total offense plays	64	64
Fumbles: Number-Lost	2-0	0-0
Penalties: Number-Yards	5-60	5-35
PUNTS-YARDS	8-383	6-238
Average Yards Per Punt	47.9	39.7
KICKOFFS-YARDS	2-129	6-348
Average Yards Per Kickoff	64.5	58.0
Punt returns: Number-Yards-TD	4-26-0	4-22-0
Average Per Return	6.5	5.5
Kickoff returns: Number-Yds-TD	4-54	1-32-0
Average Per Return	13.5	32.0
Interceptions: Number-Yds-TD	0-0-0	1-9-0
Fumble Returns: Number-Yds-TD	0-0-0	0-0-0
Possession Time	30:36	29:24
Third-Down Conversions	5 of 17	5 of 16
Fourth-Down Conversions	1 of 3	0 of 1
Red-Zone Scores-Chances	1-1	4-6
Touchdowns	1-1	1-6
Field goals	0-1	3-6
Sacks By: Number-Yards	3-11	5-31

RUSHING (Att-Yds)

WIS — Allen, Braelon 23-119; Guerendo, Isaac 12-114; Bell, Skyler 3-52; Anthony, Vinny 1-3; Mertz, Graham 5--8
MARY — Hemby, Roman 16-66; Brown, Ramon 9-27; Tagovailoa, Taulia 11-19; Littleton II, Antwain 3--8

PASSING (Comp-Att-INT-Yds)

WIS — Mertz, Graham 5-18-0-77
MARY — Tagavailoa, Taulia 10-23-1-77

RECEIVING (Rec-Yds)

WIS — Dike, Chimere 5-32; Acker, Jackson 1-24; Lewis, Keontez 1-21
MARY — Dippre, CJ 2-36; Felton, Tai 2-18; Jones, Jeshawn 2-8; Demus, Dontay 1-7; Jarrett, Rakim 1-5; Dyches, Corey 1-2; Brown, Ramon 1-1

LAST TIME IT HAPPENED

INDIVIDUAL

■ 40 Rushing Attempts

Wisconsin: 43, Brian Calhoun vs. Bowling Green (9/4/2005)
Opponent: 43, Laurence Maroney, Minnesota (10/15/2005)

■ 50 Rushing Attempts

Wisconsin: 50, Ron Dayne vs. Minnesota (11/9/1996)
Opponent: Under research

■ 100 Yards Rushing

Wisconsin: 113, Braelon Allen vs. Purdue (10/22/2022)
Opponent: 108, Devin Mockobee, Purdue (10/22/2022)

■ 200 Yards Rushing

Wisconsin: 228, Braelon Allen vs. Nebraska (11/20/2021)
Opponent: 220, Ezekiel Elliott, Ohio State (12/6/2014)

■ 300 Yards Rushing

Wisconsin: 321, Jonathan Taylor at Purdue (11/17/2018)
Opponent: 377, Anthony Thompson, Indiana (11/11/1989)

■ 400 Yards Rushing

Wisconsin: 408, Melvin Gordon vs. Nebraska (11/15/2014)
Opponent: Has not happened

■ Two 100-Yard Rushers

Wisconsin: 116, Braelon Allen and 114, Isaac Guerendo vs. Maryland (11/05/2022)
Opponent: 121, TreVeyon Henderson and 101, Miyan Williams, Ohio State (9/24/2022)

■ Three 100-Yard Rushers

Wisconsin: 253, Melvin Gordon; 158, Tanner McEvoy and 111, Corey Clement vs. Bowling Green (9/20/2014)
Opponent: Has not happened

■ Two 200-Yard Rushers

Wisconsin: 216, Melvin Gordon and 202, Montee Ball vs. Nebraska (12/1/2012)
Opponent: Has not happened

■ Quarterback Rushed for 100 Yards

Wisconsin: 158, Tanner McEvoy vs. Bowling Green (9/20/2014)
Opponent: 140, Taylor Martinez, Nebraska (12/1/2012)

■ Two Rushing TDs

Wisconsin: 2, Braelon Allen, at Michigan State (10/15/2022)
Opponent: 3, Tommy Devito, Illinois (10/1/2022)

■ Three Rushing TDs

Wisconsin: 3, Braelon Allen vs. New Mexico State (9/17/2022)
Opponent: 3, Tommy Devito, Illinois (10/1/2022)

■ Four Rushing TDs

Wisconsin: 4, Jonathan Taylor vs. Nebraska (11/15/2014)
Opponent: 4, Marion Grice, Arizona State (9/14/2013)

■ Five Rushing TDs

Wisconsin: 5, Melvin Gordon vs. Bowling Green (9/20/2014)
Opponent: 6, Levron Williams, Indiana (10/6/2001)

■ Six Rushing TDs

Wisconsin: Has not happened
Opponent: 6, Levron Williams, Indiana (10/6/2001)

■ 300 Yards Passing

Wisconsin: 363, Jack Coan vs. Central Michigan (9/7/2019)
Opponent: 320, Aidan O'Connell, Purdue (10/22/2022)

■ 400 Yards Passing

Wisconsin: 423, Darrell Bevell at Minnesota (10/23/1993)
Opponent: 403, Colt Brennan, Hawaii (11/25/2005)

■ Three Touchdown Passes

Wisconsin: 3, Graham Mertz vs. New Mexico State (9/17/2022)
Opponent: 5, C.J. Stroud, Ohio State (9/24/2022)

■ Four Touchdown Passes

Wisconsin: 5, Graham Mertz vs. Illinois (10/23/2020)
Opponent: 5, C.J. Stroud, Ohio State (9/24/2022)

■ Five Touchdown Passes

Wisconsin: 5, Graham Mertz at Northwestern (10/08/2022)
Opponent: 5, C.J. Stroud, Ohio State (9/24/2022)

■ Non-QB Touchdown Pass

Wisconsin: Braelon Allen (RB) to Chez Mellusi at NW (10/08/2022)
Opponent: Jayden Reed (WR) to Keon Coleman at MSU (10/15/2022)

■ 10 Pass Receptions

Wisconsin: 10, Chimere Dike at Northwestern (10/08/2022)
Opponent: 10, Charlie Bell, Purdue (10/22/2022)

■ 100 Receiving Yards

Wisconsin: 185, Chimere Dike at Northwestern (10/08/2022)
Opponent: 105, Charlie Bell, Purdue (10/22/2022)

■ 200 Receiving Yards

Wisconsin: 207, Jared Abbrederis at Ohio State (9/28/2013)
Opponent: 209, JD Spielman, Nebraska (10/6/2018)

■ Two Touchdown Receptions

Wisconsin: 2, Skyler Bell vs. New Mexico State (9/17/2022)
Opponent: 2, Jayden Reed, Michigan State (10/15/2022)

■ Three Touchdown Receptions

Wisconsin: 3, Chimere Dike at Northwestern (10/08/2022)
Opponent: 3, Jaquarii Roberson, Wake Forest (12/30/2020)

■ Four Touchdown Receptions

Wisconsin: 4, Jonathan Orr at Northwestern (10/8/2005)
Opponent: Under research

■ Five Touchdown Receptions

Wisconsin: 5, Lee Evans vs. Michigan State (11/15/2003)
Opponent: Under research

■ Two 100-Yard Receivers

Wisconsin: 119, Jared Abbrederis and 104, Nick Toon vs. Oregon (1/2/2012)
Opponent: 131, Jaquarii Roberson and 122, Donavon Greene, Wake Forest (12/30/2020)

■ 100-Yard Rusher & 100-Yard Receiver

Wisconsin: 135 (rush) Braelon Allen and 185 (rec.) Chimere Dike vs. Illinois State (10/08/2022)
Opponent: 121 (rush) TreVeyon Henderson, 101 (rush) Miyan Williams and 118 (rec.) Emeka Egbuka, Ohio State (9/24/2022)

■ 100-Yard Rusher and Receiver (Same Player)

Wisconsin: 122 (rush) and 128 (rec.), Brian Calhoun at Northwestern (10/8/2005)
Opponent: Under research

■ Non-blocked Punt Return For TD

Wisconsin: 50 yds., Nick Nelson vs. Michigan (11/18/2017)
Opponent: 69 yds., Demetrius Douglas, Minnesota (11/24/2018)

■ **Blocked Punt Return For TD**

Wisconsin: David Gilbert blocked, Aaron Henry returned for TD vs. Purdue (10/31/2009)
 Opponent: Bennie Fowler recovered blocked punt in end zone at Michigan State (10/22/2011)

■ **Kickoff Return For Touchdown**

Wisconsin: 91 yds., Stephan Bracey vs. Nebraska (11/20/2021)
 Opponent: 96 yds., Chris Tyree, Notre Dame (9/25/2021)

■ **Interception Return For Touchdown**

Wisconsin: 31 yds., John Torchio vs. Purdue (10/22/2022)
 Opponent: 66 yds., Jack Kiser and 48 yds., Drew White, Notre Dame (9/25/2021)

■ **Fumble Return For Touchdown**

Wisconsin: 0 yds., Matt Henningsen vs. Northwestern (9/28/2019)
 Opponent: 49 yds., A.J. Hampton, Jr., Northwestern (11/13/2021)

■ **Blocked Punt**

Wisconsin: Jaylan Franklin vs. Wake Forest (12/30/2020)
 Opponent: Garrett Hudson, Purdue (10/14/2017)

■ **Blocked PAT Kick**

Wisconsin: Konrad Zagzebski vs. UTEP (9/22/2012)
 Opponent: Andre Carter II, Army (10/16/2021)

■ **Blocked PAT Kick Returned For 2-Point Defensive Conversion**

Wisconsin: Konrad Zagzebski blocked, Devin Smith returned vs. UTEP (9/22/2012)
 Opponent: Under research

■ **Blocked Field Goal**

Wisconsin: Isaiahh Loudermilk at Penn State (11/10/2018)
 Opponent: Arnold Ebiketie, Penn State (9/4/2021)

■ **Blocked Field Goal Returned For TD**

Wisconsin: Reggie Cribbs blocked, Jim Leonhard returned 86 yds. vs. UNLV (9/11/2004)
 Opponent: Under research

■ **Converted Two-Point PAT**

Wisconsin: A. Hornibrook pass to Adam Krumholz vs. Minnesota (11/24/2018)
 Opponent: C. McNamara pass to Cornelius Johnson, Michigan (10/2/2021)

■ **Safety**

Wisconsin: Team safety vs. Central Michigan (9/7/2019)
 Opponent: Team safety, Michigan State (10/22/2011)

TEAM■ **Shutout**

Wisconsin: 38-0 vs. Illinois State (9/3/2022)
 Opponent: 0-59 vs. Ohio State (12/6/2014)

■ **Scored 40 points**

Wisconsin: Wisconsin 42, Northwestern 7 (10/08/2022)
 Opponent: Ohio State 52, Wisconsin 21 (9/24/2022)

■ **Scored 50 Points**

Wisconsin: Wisconsin 66, New Mexico State 7 (9/17/2022)
 Opponent: Ohio State 52, Wisconsin 21 (9/24/2022)

■ **Scored 60 Points**

Wisconsin: Wisconsin 66, New Mexico State 7 (9/17/2022)
 Opponent: Indiana 63, UW 32 (10/6/2001)

■ **Scored 70 Points**

Wisconsin: Wisconsin 70, Nebraska 31 (12/1/2012)
 Opponent: Has not happened

■ **Scored 80 Points**

Wisconsin: Wisconsin 83, Indiana 20 (11/13/2010)
 Opponent: Has not happened

■ **Rushed for 200 Yards**

Wisconsin: 278, vs. Maryland (11/5/2021)
 Opponent: 258, Ohio State (9/24/2022)

■ **Rushed for 300 Yards**

Wisconsin: 305, at Rutgers (11/6/2021)
 Opponent: 320, Michigan (10/13/2018)

■ **Rushed for 400 Yards**

Wisconsin: 403, vs. Purdue (11/23/2019)
 Opponent: 411, Minnesota (10/15/2005)

■ **Rushed for 500 Yards**

Wisconsin: 581, vs. Nebraska (11/15/2014)
 Opponent: Has not happened

■ **Negative Rushing Yardage**

Wisconsin: -26, vs. Northwestern (11/21/2015)
 Opponent: -13, Purdue (10/23/2021)

■ **Rushed for Fewer Than 50 Yards**

Wisconsin: 2, vs. Illinois (10/1/2022)
 Opponent: 24, Iowa (10/30/2021)

■ **Rushed for Fewer Than 100 Yards**

Wisconsin: 62, at Minnesota (11/27/2021)
 Opponent: 99, Michigan State (10/15/2022)

■ **Six Rushing Touchdowns**

Wisconsin: 6, vs. New Mexico State 7 (9/17/2022)
 Opponent: 7, Indiana (10/6/2001)

■ **Seven Rushing Touchdowns**

Wisconsin: 7, vs. Nebraska (11/15/2014)
 Opponent: 7, Indiana (10/6/2001)

■ **Passed for 200 Yards**

Wisconsin: 203, vs. Purdue (10/22/2022)
 Opponent: 320, Purdue (10/22/2022)

■ **Passed for 300 Yards**

Wisconsin: 322, at Northwestern (10/08/2022)
 Opponent: 320, Purdue (10/22/2022)

■ **Passed for 400 Yards**

Wisconsin: 400, vs. Central Michigan (9/7/2019)
 Opponent: 407, Wake Forest (12/30/2020)

■ **Passed for 500 Yards**

Wisconsin: Has not happened
 Opponent: Has not happened

■ **Passed for Fewer Than 100 Yards**

Wisconsin: 77, vs. Maryland (11/05/2021)
 Opponent: 77, Maryland (11/05/2021)

■ **Five Passing Touchdowns**

Wisconsin: 6, at Northwestern (10/08/2022)
 Opponent: 5, Ohio State (9/24/2022)

■ **Gained 500 Yards Total Offense**

Wisconsin: 515, at Northwestern (10/08/2022)
 Opponent: 539, Ohio State (9/24/2022)

collegepressbox
SINCE 2005 EVERYTHING BUT THE PREGAME MEAL

2023

NATIONAL CHAMPIONSHIP

131 Teams

10 Conferences

42 Bowls

25 Awards

collegepressbox is the official
media website for Division I football

Access and download game notes, quotes, statistics, media guides,
headshots, logos and more for all FBS schools, conferences,
postseason games, awards and the College Football Playoff

For access, please register for an account at:
collegepressbox.com/register

 [collegepressbox](https://twitter.com/collegepressbox)

 [collegepressboxvideo](https://www.youtube.com/collegepressboxvideo)