


W FOOTBALL

BACK-TO-BACK NEW YEAR'S SIX BOWL WINS ■ 16 STRAIGHT BOWLS ■ 101 WINS LAST 10 SEASONS ■ 17 1ST-TEAM ALL-AMERICANS SINCE 2010 ■ 5 STRAIGHT APR AWARDS


GAME 4

#18 WISCONSIN (2-1, 0-0) vs. IOWA (3-0, 0-0)

SEPT. 22, 2018 ■ 7:30 P.M. (CT) ■ IOWA CITY, IOWA ■ KINNICK STADIUM (69,250) ■ FOX



WISCONSIN BADGERS
Head Coach: Paul Chryst
Record at WIS: 36-8 (4th)
Overall: 55-27 (7th)



IOWA HAWKEYES
Head Coach: Kirk Ferentz
Record at Iowa: 146-97 (20th)
Overall: 158-118 (23rd)

HEARTLAND TROPHY RIVALRY RESUMES

- Big Ten play begins with a rivalry matchup for 18th-ranked Wisconsin (2-1), which faces Iowa (3-0) in a prime-time matchup Saturday at Kinnick Stadium. Kickoff is set for 7:30 p.m. (CT), live on FOX.
- The Badgers look to retain the Heartland Trophy for the third consecutive season after scoring back-to-back wins over Iowa in 2016 and 2017.
- UW has won in each of its last 4 trips to Iowa City (in 2010, '13, '14 and '16) and has claimed 5 of the last 6 overall meetings between the Badgers and Hawkeyes.
- The winner of the Iowa-Wisconsin matchup has gone on to represent the West Division in the Big Ten Championship Game in each of the first 4 seasons of the league's East-West divisional split (Wisconsin, 2014, '16, '17; Iowa, '15).



Jonathan Taylor has topped the 100-yard rushing mark in each of Wisconsin's 3 games this season.

KEY NOTES TO CONSIDER

- Wisconsin is in its 4th season under **Paul Chryst**, who is 36-8 (.818) as head coach at his alma mater. The back-to-back Big Ten Coach of the Year has led the Badgers to consecutive Big Ten West Division crowns and New Year's Six bowl wins. Chryst owns a 2-1 record vs. Iowa.
- The Badgers are 14-1 (.933) in true road games under Paul Chryst. UW has won 9 straight road games, the nation's 2nd-longest active streak behind Oklahoma (17).
- Wisconsin is 47-11 (.810) over the last 5 seasons (since 2014). UW trails only Alabama (56-5, .918), Ohio State (52-6, .897) and Clemson (53-7, .883) in wins and winning percentage among FBS programs in that 5-year span.
- The Badgers have won 15 straight regular-season Big Ten games, dating back to 2016, the longest conference win streak in school history.
- UW went 35-7 (.833) in conference play over the previous 5 seasons (2013-17). Only Ohio State (39-3, .929) had a better league record over that span.
- In its 130th season of football, Wisconsin owns an all-time record of 699-491-53. A win Saturday would make UW the 26th FBS program — and 5th Big Ten team — to reach 700 wins.
- RB **Jonathan Taylor** is the nation's second-leading rusher, averaging 171.7 yards per game. Taylor ran for 117 yards last Saturday vs. BYU, a week after a career-best 253-yard, 3-touchdown performance vs. New Mexico. The sophomore has scored 5 rushing touchdowns.
- Entering the game with 2,492 rushing yards, Taylor needs 8 yards to become the 15th player in school history to run for 2,500 in a career.

13.9

Wisconsin's defense has been particularly stingy away from home under Paul Chryst, allowing just 13.9 points per road game over the last 4 seasons (2015-18), the best mark of any FBS team. Alabama ranks No. 2 over that span, giving up 16.2 points per game on the road.

17

The Badgers have won 17 of their last 18 trophy games with rivals Iowa (Heartland Trophy), Nebraska (Freedom Trophy) and Minnesota (Paul Bunyan's Axe), dating back to 2010. Wisconsin swept those rivals in 3 of the previous 4 seasons, including each of the last 2 years.

146.6

Jonathan Taylor leads all active FBS players in terms of career rushing yards per game, averaging 146.6 per contest. Boston College's A.J. Dillon (126.3), FAU's Devin Singletary (108.7), UAB's Spencer Brown (101.6) and Washington's Myles Gaskin (100.6) round out the top five.

2018 SCHEDULE/RESULTS

2-1, 0-0 BIG TEN

DATE	OPPONENT	TIME/RESULT
Aug. 31	W. KENTUCKY	W, 34-3 ESPN
Sept. 8	NEW MEXICO	W, 45-14 BTN
Sept. 15	BYU	L, 21-24 ABC
Sept. 22	at Iowa*	7:30 p.m. FOX
Oct. 6	NEBRASKA*	TBD TBD
Oct. 13	at Michigan*	TBD TBD
Oct. 20	ILLINOIS*	11 a.m. TBD
Oct. 27	at Northwestern*	TBD TBD
Nov. 3	RUTGERS*	TBD TBD
Nov. 10	at Penn State*	TBD TBD
Nov. 17	at Purdue*	TBD TBD
Nov. 24	MINNESOTA*	TBD TBD
Dec. 2	Big Ten Football Championship Game	7:20 p.m. FOX

* Big Ten Conference game

All times Central | Home games in **BOLD CAPS**

TV: FOX

- **Play-by-Play**..... Gus Johnson
- **Analyst**..... Joel Klatt
- **Sideline**..... Jenny Taft
- Online: FOXSportsGo.com
- Mobile App: FOX Sports

RADIO: BADGER SPORTS NETWORK

- **Play-by-Play**..... Matt Lepay
- **Analyst**..... Mike Lucas
- **Sideline**..... Patrick Herb
- Satellite Radio: Sirius 135 / XM 196
- Online: BadgerSportsNetwork.com
- Mobile App: iHeartRadio (search WIBA)

SOCIAL MEDIA: #ONWISCONSIN

- **Hashtag**: #OnWisconsin
- **Twitter**: @BadgerFootball
- **Instagram**: @badgerfootball
- **Facebook**: /WisconsinFootball
- **YouTube**: /WisconsinBadgers

WHAT'S INSIDE

- Media Information.....2
- Quick Facts3
- Standings & Rankings4
- Matchup Info8
- Coach Paul Chryst9
- Camp Randall Stadium10
- Record Book Updates.....11
- The Last Time it Happened.....12
- Depth Chart.....14
- Roster/Pronunciations.....15
- Player Career Stats.....17
- 2018 Season Stats.....28

COVERING THE BADGERS

IOWA WEEK MEDIA SCHEDULE

9/17 MONDAY	9/18 TUESDAY	9/19 WEDNESDAY	9/20 THURSDAY	9/21 FRIDAY	9/22 SATURDAY
<p>10:15 a.m. Coach Chryst News Conference (BTN2Go)</p> <p>10:30 a.m. Player Interviews: Michael Deiter, D'Cota Dixon, T.J. Edwards</p> <p>4:45 p.m. Player Interview: Alex Hornibrook</p>	<p>10 a.m. Post-Practice Interviews: ▪ Players (Offense) ▪ O.C. Joe Rudolph</p> <p>11:16 a.m. Coach Chryst on Big Ten Teleconference</p>	<p>10 a.m. Post-Practice Interviews: ▪ Players (Defense/ST) ▪ D.C. Jim Leonhard</p>	<p>10 a.m. Post-Practice Interview: ▪ Coach Chryst</p>	<p>No availability</p>	<p>Postgame Coach Chryst News Conference and Player Interviews</p>

UW ATHLETIC COMMUNICATIONS

GENERAL INFORMATION

- Office Phone: (608) 262-1811
- Press Box Phone: (608) 262-7766
- Fax: (608) 262-8184
- Address: 1440 Monroe Street, Madison, WI 53711
- Website: UWBadgers.com/Football

BRIAN LUCAS – DIRECTOR

Chryst Interviews, Credentials

- Cell: (608) 513-3987
- Email: bml@athletics.wisc.edu
- Twitter: @BrianLucasUW



BRIAN MASON – ASSISTANT DIRECTOR

Interviews, Game Notes

- Cell: (608) 279-8659
- Email: bm3@athletics.wisc.edu
- Twitter: @Brian_Mason



MEDIA RESOURCES

CREDENTIAL APPLICATIONS

- go.wisc.edu/credentials2018

BIG TEN MEDIA EMAIL LIST

- office.bigten.org/media

WISCONSIN FOOTBALL FACT BOOK

- go.wisc.edu/FactBook2018

OFFICIAL BIG TEN MEDIA SITE

- www.collegepressbox.com

WIRELESS INTERNET ACCESS (CAMP RANDALL)

- BadgerWiFi (connect and register with email address)

OFFICIAL SOCIAL MEDIA CHANNELS

- Twitter: @BadgerFootball / @UWBadgers
- Instagram: @badgerfootball / @wisconsinbadgers
- Facebook: WisconsinFootball / WisconsinBadgers
- YouTube: WisconsinBadgers

INTERVIEW REQUESTS

All regular-season Badgers practices, including Friday walk-throughs, are closed to the media. Interviews are conducted as follows:

Chryst Interviews: Head coach Paul Chryst holds a weekly news conference Mondays at 10:15 a.m. during the fall. Those sessions are live video-streamed via BTN2Go. Chryst also meets the media following practice on Thursdays, at approximately 10 a.m.

Assistant Coach Interviews: Offensive coordinator Joe Rudolph (Tuesday) and defensive coordinator Jim Leonhard (Wednesday) are available for interviews following practice, at approximately 10 a.m. in the McClain Center. Other assistant coaches can be made available upon special request. Media should submit their requests to Brian Mason in the Athletic Communications office.

Player Interviews: Players can be interviewed after practice on Tuesdays (offense) and Wednesdays (defense/special teams) – subject to players' class schedules – at approximately 10 a.m. on the practice field in the McClain Center.

Requests for player interviews should be submitted to Brian Mason by 3 p.m. the day prior to the assigned interview period.

Phone calls by players to out-of-town media are made on corresponding days following practice. Interviews should be arranged through Brian Mason in the Athletic Communications office at (608) 279-8659.

Players' phone numbers will not be made available to the media, and players have been instructed not to conduct interviews without prior approval from the Athletic Communications staff.

BIG TEN TELECONFERENCE

Head coach Paul Chryst is available every Tuesday at 11:16 a.m. (CT) on the weekly Big Ten Teleconference. Contact Adam Augustine of the Big Ten for call-in information at (847) 696-1010.

WISCONSIN FOOTBALL TODAY

The Wisconsin Athletic Communications office sends out its Wisconsin Football Today media email on a daily basis during the season. Media members can sign up by selecting "Wisconsin" and "Football" in the settings of their Big Ten Media List account. Accounts can be created and updated by visiting office.bigten.org/media.

Contact Adam Augustine (aagustine@bigten.org) of the Big Ten staff with any questions on the email system.

PHOTOS

The Wisconsin Athletic Communications office maintains an FTP site offering media outlets access to high-resolution headshots and action photos. Contact Brian Mason for access information.

CREDENTIAL GUIDELINES

Requests for 2018 Wisconsin football credentials (including parking) must be made online via the link at left. Contact Brian Lucas with questions. Sideline credentials will be issued only to accredited photographers and reporters on assignment. Credentials must be prominently displayed on the field level. Credentials will be mailed to the opposing SID if time permits. Passes not mailed will be left at the media entrance, which is located at Gate 4 of Camp Randall Stadium (north end).

WISCONSIN QUICK FACTS

HEAD COACH PAUL CHRYST

Hometown:	Madison, Wis.
Alma Mater:	Wisconsin, 1988
Career Record:	55-27 (.671)
Record at Wisconsin:	36-8 (.818)
Big Ten Record:	22-4 (.846)
Bowl Record:	4-1 (.800)

ASSISTANT COACHES

▪ Joe Rudolph (Offensive Coordinator/OL)	Sideline
▪ Jim Leonhard (Defensive Coordinator/DBs)	Sideline
▪ Bobby April III (Outside Linebackers)	Sideline
▪ Bob Bostad (Inside Linebackers)	Sideline
▪ Inoke Breckterfield (Defensive Line)	Sideline
▪ Jon Budmayr (Quarterbacks)	Booth
▪ Ted Gilmore (Wide Receivers)	Sideline
▪ Chris Haering (Special Teams)	Sideline
▪ John Settle (Running Backs)	Sideline
▪ Mickey Turner (Tight Ends)	Booth

FOOTBALL STAFF

▪ Ryan Bright (Graduate Assistant - Offense)
▪ Bobby Dunn (Graduate Assistant - Offense)
▪ Kevin Claxton (Graduate Assistant - Defense)
▪ Brent Zdebski (Graduate Assistant - Defense)
▪ C.J. Irvin (Quality Control - Offense)
▪ Ashton Youboty (Quality Control - Defense)
▪ Taylor Mehlhaff (Quality Control - Special Teams)
▪ Ross Kolodziej (Head Strength & Conditioning Coach)
▪ Kyle Costigan (Assistant Strength & Conditioning Coach)
▪ John Graves (Assistant Strength & Conditioning Coach)
▪ Jeff Moore (Assistant Strength & Conditioning Coach)
▪ Shaun Snee (Assistant Strength & Conditioning Coach)

TEAM INFORMATION

2017 Overall Record:	13-1
2017 Big Ten Record/Finish:	9-0/1st (West)
2017 Bowl Game:	Orange Bowl (def. #11 Miami, 34-24)
2017 Final Ranking (AP/Coach/CFP):	7th/6th/6th
Starters Returning/Lost:	13/9
Offensive Starters Returning/Lost:	9/2
Returning: QB Alex Hornibrook, RB Jonathan Taylor, WR Quintez Cephus, WR A.J. Taylor, LT Michael Deiter, LG Jon Dietzen, C Tyler Biadasz, RG Beau Benzschawel, RT David Edwards	
Lost: FB Austin Ramesh, TE Troy Fumagalli	
Defensive Starters Returning/Lost:	4/7
Returning: NT Olive Sagapolu, ILB Ryan Connelly, ILB T.J. Edwards, SS D'Cota Dixon	
Lost: DE Alec James, DE Conor Sheehy, OLB Garret Dooley, OLB Leon Jacobs, CB Nick Nelson, CB Derrick Tindal, FS Natrell Jamerson	
Special Teams Starters Returning/Lost:	5/0
Returning: FG Rafael Gaglianone, P Anthony Lotti, KO Zach Hintze, LS Adam Bay, H Connor Allen	
Letterwinners Returning/Lost:	42/15
Offensive Letterwinners Returning/Lost:	21/5
Defensive Letterwinners Returning/Lost:	16/10
Special Teams Letterwinners Returning/Lost:	5/0

TEAM HISTORY

First Year of Football:	1889
Record (Years):	699-491-53 (130th)
Big Ten Record (Years):	373-370-41 (123rd)
Big Ten Championships (Last):	14 (2012)
All-Time Bowl Record:	15-14
Consensus All-America Selections:	27
First Team All-Big Ten Selections:	236

WINNING WAYS

- Wisconsin wins with a level of consistency rivaled by few programs, as evidenced by the Badgers' win totals over the last 15, 10 and 5 years:

WINS, LAST 15 YEARS (2004-18) – POWER 5

Team	Wins
1. Alabama	157
2. Ohio State	156
3. Oklahoma	150
4. Wisconsin	143
5. USC	142

WINS, LAST 10 YEARS (2009-18) – POWER 5

Team	Wins
1. Alabama	116
2. Ohio State	105
3. Clemson	100
4. Wisconsin	96
Oklahoma	96
Stanford	96

WINS, LAST 5 YEARS (2014-18) – POWER 5

Team	Wins
1. Alabama	56
2. Clemson	53
3. Ohio State	52
4. Wisconsin	47
5. Oklahoma	45

- The Badgers have won at least 10 games in each of the previous 4 seasons. Alabama, Ohio State and Clemson are the only other schools that can make that claim.
- In fact, Wisconsin has recorded double-digit win totals in 9 of the last 13 seasons, dating back to 2005. Remarkably, the Badgers recorded just 3 double-digit win totals in the 115 years prior – their Big Ten championship seasons of 1993, 1998 and 1999.
- Last year, the Badgers became the 4th team in Big Ten history to record 13 wins in a season, joining Ohio State in 2002 and 2014 and Michigan State in 2013.
- The Badgers have won the Big Ten West Division 3 times in the first 4 years of the league's current divisional setup.
- Wisconsin's 5 appearances in the Big Ten Football Championship Game since 2011 are the most of any Power Five team in its respective conference over those 7 years.
- UW has won 4 straight bowl games, beating Auburn (2015 Outback Bowl), USC (2015 Holiday Bowl), Western Michigan (2017 Cotton Bowl) and Miami (2017 Orange Bowl). That is tied for the longest current bowl winning streak in the country (with Georgia, Louisiana Tech and Utah).
- Over the last 2 seasons, Wisconsin has won 6 games over teams ranked in the top 20 of the AP poll.

WINNING IS NOTHING NEW...

- Entering this season, Wisconsin won 141 games over the previous 14 years (2004-17). That spanned 4 different head coaches (Barry Alvarez, Bret Bielema, Gary Andersen and Paul Chryst). UW was 1 of just 6 Power Five schools to average 10 wins over that span, joining Alabama (154), Ohio State (153), Oklahoma (147), Georgia (143) and USC (141).

- Wisconsin has made 16 straight bowl game appearances, the longest active streak of any Big Ten team and tied for the sixth-longest streak in the country.
- Since 1993, Wisconsin has made 8 appearances in the current New Year's Six bowl games (6 Rose Bowl appearances, 1 Cotton Bowl, 1 Orange Bowl). Among Big Ten teams, only Ohio State has been to more New Year's Six games over that span.

LEAGUE LEADER

- The Badgers secured the outright Big Ten West Division championship last season – their 3rd in the first 4 years of the league's current divisional alignment.
- UW set a school record with 9 Big Ten wins in 2017. The Badgers previously claimed 7 conference wins in 2016, 2014, 2010, 2006, 1999-1998.
- At 9-0, the Badgers wrapped up their first undefeated conference slate since going 5-0 in Big Ten play in 1912. UW's other unbeaten and untied league records came in 1897 (3-0-0), 1901 (2-0-0) and 1906 (3-0-0).
- The Badgers went 35-7 (.833) in conference play over the previous 5 seasons (2013-17). Only Ohio State (39-3, .929) had a better league record over that span.
- The Badgers' 35-7 mark is the fourth-best conference record of any Power Five team during that time frame:

CONFERENCE WIN PCT., 2013-17 (POWER 5)

Team (Conf. Record)	Win Pct.
Ohio State (39-3, Big Ten)	.929
Alabama (36-4, SEC)	.900
Clemson (36-5, ACC)	.878
Wisconsin (35-7, Big Ten)	.833
Oklahoma (37-8, Big 12)	.822

- UW has won 15 straight regular-season Big Ten games, dating back to 2016, the longest conference win streak in school history. The Badgers' previous long runs were 9-game streaks across the 2006 and 2007 seasons and the 2010 and 2011 seasons.

#JT23

- Sophomore RB **Jonathan Taylor** ranks second nationally in rushing, averaging 171.7 yards per game.
- Taylor has topped the 100-yard rushing mark in all 3 games this season, and 13 times in 17 career games. He owns 6 games with at least 150 yards and has topped the 200-yard plateau 4 times.
- Taylor owns 14 runs of 10-plus yards on the season, the most by any player on a Power Five conference team.
- Taylor set career highs with 33 carries for 253 yards vs. New Mexico on Sept. 8, the highest rushing total by an FBS player this year. He also matched his career high with 3 rushing touchdowns. He owns 5 multiple-TD games in his 17-game career.
- Taylor became the 8th player in UW history to rush for 250-plus yards, and the first since Melvin Gordon had 251 against Auburn in the 2015 Outback Bowl.

BIG TEN STANDINGS

EAST	Conference		Division		Overall	
	W-L	Pct.	W-L	Pct.	W-L	Pct.
Ohio State	1-0	1.000	1-0	1.000	3-0	1.000
Indiana	0-0	.000	0-0	.000	3-0	1.000
Penn State	0-0	.000	0-0	.000	3-0	1.000
Maryland	0-0	.000	0-0	.000	2-1	.667
Michigan	0-0	.000	0-0	.000	2-1	.667
Michigan State	0-0	.000	0-0	.000	1-1	.500
Rutgers	0-1	.000	0-1	.000	1-2	.333

WEST	Conference		Division		Overall	
	W-L	Pct.	W-L	Pct.	W-L	Pct.
Northwestern	1-0	1.000	1-0	1.000	1-2	.333
Iowa	0-0	.000	0-0	.000	3-0	1.000
Minnesota	0-0	.000	0-0	.000	3-0	1.000
Illinois	0-0	.000	0-0	.000	2-1	.667
Wisconsin	0-0	.000	0-0	.000	2-1	.667
Nebraska	0-0	.000	0-0	.000	0-2	.000
Purdue	0-1	.000	0-1	.000	0-3	.000

* Division champion

BIG TEN GAMES (ALL TIMES CENTRAL)

Friday, Sept. 21

- #10 Penn State at Illinois (FS1) 8 p.m.

Saturday, Sept. 22

- Minnesota at Maryland (BTN) 11 a.m.
- Nebraska at #19 Michigan (FS1) 11 a.m.
- Boston College at Purdue (ESPN2) 11 a.m.
- Buffalo at Rutgers (BTN) 11 a.m.
- Tulane at #4 Ohio State (BTN) 2:30 p.m.
- #24 Michigan State at Indiana (BTN) 6:30 p.m.
- #18 Wisconsin at Iowa (FOX) 7:30 p.m.

BADGERS IN THE RANKINGS

Week	AP	Coaches	CFP
Preseason	4	7	--
Sept. 4	5	6	--
Sept. 9	6	6	--
Sept. 16	18	16	--
Sept. 23			--
Sept. 30			--
Oct. 7			--
Oct. 14			--
Oct. 21			--
Oct. 28			
Nov. 4			
Nov. 11			
Nov. 18			
Nov. 25			
Dec. 2			
Final			

THE RUSTY TOOLBOX GAME

With the resumption of the Iowa-Wisconsin series in 2013 came the revival of another important rivalry – the Rusty Toolbox Game.

The contest has preceded each game between the Badgers and Hawkeyes since 1995 and pits the teams' student managers against one another in a flag football game held on the eve of the main event.

The all-time series is tied, 11-11, but UW's managers currently possess the Rusty Toolbox and are riding a 7-game win streak that dates back to 2009.

The 23rd edition of the battle for the Rusty Toolbox will be held Friday inside Iowa's indoor facility.



- Taylor had a long run of 43 yards vs. New Mexico. He now has 12 runs of at least 30 yards in his career, including 3 already this season.
- Taylor's hot start to his sophomore season follows a rookie campaign that saw him break Adrian Peterson's FBS freshman rushing record (1,977 yards) and finish sixth in the Heisman Trophy voting.
- Taylor is 1 of 3 players returning from last year's top 10 in the Heisman voting, along with Stanford RB Bryce Love and UCF QB McKenzie Milton.
- Taylor's career average of 146.6 rushing yards per game easily leads all active players. Boston College sophomore RB A.J. Dillon (126.3 ypg) ranks No. 2 on that list.
 - In fact, Taylor is 1 of just 5 active players to average more than 100 yards per game for his career, joining Dillon, Florida Atlantic's Devin Singletary (108.7), UAB's Spencer Brown (101.6) and Washington's Myles Gaskin (100.6).
- Taylor has averaged 152.0 rushing yards in 6 true road games in his career. That's the best mark of any FBS player on the road over the last 2 seasons. Boston College's A.J. Dillon (136.0) ranks No. 2 on that list, with FAU's Devin Singletary (134.7) at No. 3.

HORNIBROOK HITS THE TARGET

- Third-year starting QB **Alex Hornibrook** is coming off a season in which he completed 62.3% of his passes for 2,644 yards, 25 touchdowns and 15 interceptions, good for a pass efficiency rating of 148.6.
- Hornibrook owns an 22-4 (.846) record as the Badgers' starter, including a 16-2 (.889) mark in Big Ten play.
- His 22 wins rank as the sixth-most in school history, while his .846 win percentage is the best of any UW quarterback with at least 15 starts. *See lists, Page 11*
- The 10th player in school history to pass for at least 4,000 yards, Hornibrook's career total of 4,501 ranks 8th in UW history.
- Hornibrook has been strong on third down so far in 2018, going 18-for-25 (72.0%) for 281 yards, 2 touchdowns and 12 first downs. His pass efficiency rating of 184.8 on third down is 4th best among Power Five quarterbacks with at least 20 third-down passing attempts.

- Dating back to the start of last season (17 games), Hornibrook has thrown 23 touch-down passes against only 2 interceptions in the red zone.

DEFENSE DOES THE JOB

- The Badgers have allowed an average of 13.7 points over their first 3 games. UW ranked No. 3 nationally last season, allowing 13.9 points per game.
- Wisconsin's defense has held strong in "sudden change" situations again this year. The Badgers have surrendered just 1 score on the 4 opponent drives resulting from turnovers this season. Dating back to the start of the 2017 season, the Badgers have allowed points on just 8 of 23 "sudden change" possessions following turnovers (giving up 5 TDs and 3 FGs).
- Wisconsin allowed an uncharacteristic 191 rushing yards to BYU last Saturday. It marked just the 6th time in 44 games under Paul Chryst that the Badgers allowed more than 150 rushing yards to an opponent.
- Dating back to the start of last season, the Badgers have given up 100 rushing yards to a team just 8 times in 17 games. Jonathan Taylor has recorded 13 individual 100-yard games for the Badgers in that same time-frame.

- Since moving to a 3-4 defense in 2013, the Badgers lead the country in pass efficiency defense (106.1) and rank No. 2 nationally in scoring defense (16.0 ppg), total defense (286.8 ypg) and rushing defense (105.5 ypg).

WISCONSIN DEFENSE RANKS, 2013-18

Category	Rank	Avg.
Scoring Defense	2nd	16.0 ppg
Total Defense	2nd	285.8 ypg
Rushing Defense	2nd	105.5 ypg
Pass Efficiency Defense	1st	106.1

- Only Alabama has allowed fewer points (14.3), total yards (283.1) and rushing yards (88.4) per game over that span. Clemson was the 2nd-best pass efficiency mark (106.9).

IT'S GOOD FOR GAGLIANONE

- Senior K **Rafael Gaglianone** went 16-for-18 (.889) on field goal attempts last season and has picked up where he left off by going 3-for-4 so far this season, with makes from 42, 39 and 26 yards.
- Over the last 3 seasons, Gaglianone is 9-for-10 on field goals of 40-plus yards.

CAREER GAMES/STARTS

Player	'14	'15	'16	'17	'18	Total
P Connor Allen	--	--	14/0	14/0	3/0	31/0
OLB Zack Baun	--	--	12/0	--	3/3	15/3
LS Adam Bay	--	--	--	14/0	3/0	17/0
OL Tyler Beach	--	--	--	--	3/0	3/0
OLB Christian Bell	--	--	--	8/0	3/0	11/0
OL Beau Benzschawel	--	8/8	14/14	14/14	3/3	39/39
TE Luke Benzschawel	--	--	--	5/0	1/1	6/1
OL Tyler Biadasz	--	--	--	14/14	3/3	17/17
S Travian Blaylock	--	--	--	--	3/0	3/0
S Evan Bondoc	--	1/0	9/0	14/0	3/0	27/0
OL Logan Bruss	--	--	--	--	3/0	3/0
OLB Noah Burks	--	--	--	9/0	3/0	12/0
S Eric Burrell	--	--	--	14/0	3/0	17/0
CB Donte Burton	--	--	--	--	2/0	2/0
WR Quintez Cephus	--	--	14/5	9/7	--	23/12
QB Jack Coan	--	--	--	6/0	--	6/0
CB Madison Cone	--	--	--	9/0	3/0	12/0
ILB Ryan Connelly	--	13/0	14/8	14/6	3/3	44/17
WR Aron Cruickshank	--	--	--	--	3/0	3/0
S Seth Currens	--	--	--	14/0	3/0	17/0
WR Danny Davis	--	--	--	12/3	1/1	13/4
RB Taiwan Deal	--	10/2	6/1	--	3/0	19/3
OL Michael Deiter	--	13/13	14/14	14/14	3/3	44/44
OL Jon Dietzen	--	--	10/8	13/12	2/2	25/22
S D'Cota Dixon	3/0	13/0	14/14	12/9	3/3	45/26
WR Jack Dunn	--	--	--	8/0	3/0	11/0
OL David Edwards	--	--	13/7	14/14	3/3	30/24
ILB T.J. Edwards	--	13/13	13/12	14/14	3/3	43/42
OL Jason Erdmann	--	--	13/0	14/0	3/0	30/0
TE Jake Ferguson	--	--	--	--	3/0	3/0
K Rafael Gaglianone	13/0	13/0	3/0	14/0	3/0	46/0
ILB Griffin Grady	--	--	12/0	--	2/0	14/0
OLB Izayah Green-May	--	--	--	--	3/0	3/0
RB Garrett Groshek	--	--	--	14/0	3/0	17/0
CB Deron Harrell	--	--	--	--	3/0	3/0
DE Matt Henningsen	--	--	--	--	3/2	3/2
CB Faion Hicks	--	--	--	--	3/3	3/3
K Zach Hintze	--	--	--	13/0	3/0	16/0
QB Alex Hornibrook	--	--	12/9	14/14	3/3	29/26
DE Kraig Howe	--	--	--	1/0	--	1/0
FB Alec Ingold	--	10/0	14/0	14/0	3/3	41/3
RB Chris James	--	--	--	9/0	2/0	11/0
OLB Tyler Johnson	--	--	7/0	14/0	3/0	24/0
OL Micah Kapoi	--	12/10	13/2	10/3	3/0	38/15
WR Adam Krumholz	--	--	--	6/0	2/1	8/1
TE Gabe Lloyd	--	--	--	8/0	3/0	11/0
P Anthony Lotti	--	--	12/0	14/0	3/0	29/0
DE Isaiahh Loudermilk	--	--	--	11/0	2/1	13/1
DE Kayden Lyles	--	--	--	--	3/3	3/3
ILB Mike Maskalunas	--	--	--	13/0	1/0	14/0
OL David Moorman	--	--	14/0	14/0	3/0	31/0
WR Taj Mustapha	--	--	--	--	3/0	3/0
S Scott Nelson	--	--	--	--	3/3	3/3
TE Zander Neuville	--	13/0	14/1	12/11	2/2	41/14
ILB Chris Orr	--	10/6	1/1	12/8	3/0	26/15
TE Kyle Penniston	--	--	12/3	14/8	3/2	29/13
DE David Pfaff	--	--	--	5/0	2/0	7/0
WR Kendric Pryor	--	--	--	10/3	3/1	13/4
NT Garrett Rand	--	--	14/0	14/0	--	28/0
NT Gunnar Roberge	--	--	--	--	1/0	1/0
K P.J. Rosowski	--	5/0	14/0	1/0	--	20/0
RB Mark Saari	--	1/0	--	--	--	1/0
NT Olive Sagapolu	--	13/4	9/5	14/9	3/3	39/21
ILB Jack Sanborn	--	--	--	--	1/0	1/0
OL Josh Seltzner	--	--	--	--	2/0	2/0
RB Bradrick Shaw	--	--	11/1	11/1	--	22/2
FB Mason Stokke	--	--	--	--	3/0	3/0
WR A.J. Taylor	--	--	13/0	14/4	3/1	30/5
RB Jonathan Taylor	--	--	--	14/13	3/3	17/16
OLB Andrew Van Ginkel	--	--	--	14/0	3/3	17/3
OL Cole Van Lanen	--	--	--	14/0	3/1	17/1
QB Danny Vanden Boom	--	--	--	--	1/0	1/0
DE Aaron Vopal	--	--	--	--	1/0	1/0
CB Rachad Wildgoose	--	--	--	--	1/0	1/0
NT Bryson Williams	--	--	--	--	3/0	3/0
CB Caesar Williams	--	--	--	2/0	3/3	5/3

- Overall, Gaglianone has converted 29 of his last 33 field goal attempts (87.9%), dating back to the 2015 Holiday Bowl.
- Gaglianone ranks No. 2 all-time at UW in made field goals (63) and field-goal percentage (.797, 63-79). He needs just 2 FGs to match the school record of 65 held by Todd Gregoire (1984-87) — *see list, Page 11*.
- Gaglianone's 63 career field goals rank No. 2 among active FBS players. Only LSU's Cole Tracy (76) has made more.
- Gaglianone converted a career-long 52-yard field goal at Illinois last season. The kick was the third 50-yarder of Gaglianone's career (51 vs. LSU on Aug. 30, 2014; 50 vs. Iowa on Nov. 22, 2014), matching Taylor Mehlhaff and Philip Welch for the most 50-yarders in school history.
- The field goal made Gaglianone just the 4th player in school history to score at least 300 points and he now has 370 for his career — *see list, Page 11*.
- Gaglianone holds the UW record for game-winning field goals, with 4, including kicks to win the Outback Bowl and Holiday Bowl.

PIN 'EM DEEP

- The Badgers haven't called on **Anthony Lotti** much over the season's first 3 weeks, but the junior punter has delivered when needed, averaging 42.7 yards per punt and dropping 5 of 9 kicks inside the 20 yard line:
 - He has allowed returns on only 2 of his 9 punts, with opponents netting a total of 6 return yards (3.0 average).
 - He averaged 43.0 yards vs. BYU on Sept. 15, not allowing a return on any of his 4 punts — including 2 placed inside the 20.
 - He boomed a 54-yarder to flip the field on his only punt vs. New Mexico on Sept. 8.
 - He had a 49-yarder vs. Western Kentucky on Aug. 31 and also recorded 3 punts that pinned the Hilltoppers inside their 20-yard line.
- Junior K **Zach Hintze** has delivered touchbacks on 17 of his 19 kickoffs (89.5%) in 2018. Among kickers with at least 19 kickoffs, only Georgia's Rodrigo Blankenship (100%, 23-23), Oklahoma's Austin Seibert (90.9%, 20-22), Arizona's Lucas Havrisik (90.0%, 18-20) and UAB's Nick Vogel (90.0%, 18-20) have recorded a higher percentage of touchbacks.

EVERYBODY'S ALL-AMERICANS

- A school-record 7 players earned All-America honors last season for UW, including 5 who return for 2018: RG **Beau Benzschawel**, LG **Michael Deiter**, RT **David Edwards**, ILB **T.J. Edwards** and RB **Jonathan Taylor**.
- Each of those five, along with senior S **D'Cota Dixon**, have earned preseason All-America honors entering the 2018 season.
- Including Benzschawel, Deiter and David Edwards last year, the Badgers have produced a remarkable 14 All-America offensive linemen over the last 10 seasons, including 10 first-team All-America selections.

- Wisconsin has produced a first-team All-American at linebacker in each of the last three seasons: OLB **Joe Schobert** (2015), OLB **T.J. Watt** (2016) and ILB **T.J. Edwards** (2017).

CAPTAINS' ORDERS

- Members of the Wisconsin football team elected 4 captains for the 2018 season: senior LG **Michael Deiter**, senior S **D'Cota Dixon**, senior ILB **T.J. Edwards** and junior QB **Alex Hornibrook**.

FIRST THINGS FIRST

- The Badgers have broken in 12 first-time starters over the season's first 3 weeks: senior FB **Alec Ingold**, sophomore TE **Luke Benzschawel**, sophomore WR **Adam Krumholz**, sophomore OL **Cole Van Lanen**, sophomore DE **Isaiahh Loudermilk**, redshirt freshman DE **Matt Henningsen**, redshirt freshman DE **Kayden Lyles**, senior OLB **Andrew Van Ginkel**, junior OLB **Zack Baun**, sophomore CB **Caesar Williams**, redshirt freshman CB **Faion Hicks** and redshirt freshman S **Scott Nelson**.
- Making his debut vs. Western Kentucky, Henningsen became the first freshman walk-on to start a season-opener on offense or defense at Wisconsin since at least 1990.
- A total of 21 players have made Badgers debuts this season: OL **Tyler Beach**, S **Travian Blaylock**, OL **Logan Bruss**, CB **Donte Burton**, WR **Aron Cruickshank**, TE **Joe Ferguson**, OLB **Izayah Green-May**, CB **Deron Harrell**, CB **Faion Hicks**, DE **Matt Henningsen**, DE **Kayden Lyles**, WR **Taj Mustapha**, S **Scott Nelson**, NT **Gunnar Roberge**, ILB **Jack Sanborn**, OL **Josh Seltzner**, FB **Mason Stokke**, QB **Danny Vanden Boom**, DE **Aaron Vopal**, CB **Rachad Wildgoose** and NT **Bryson Williams**.
- Of the Badgers seeing their first action, 7 are true freshmen (Blaylock, Burton, Cruickshank, Mustapha, Sanborn, Wildgoose and Williams).

POLL POSITION

- Before falling to No. 18 this week, Wisconsin had been ranked among the top 10 in each of the previous 26 Associated Press Top 25 polls (dating back to Oct. 30, 2016) — the longest streak of top-10 rankings in school history.
- In beginning the season at No. 4 in the AP poll, UW matched its highest-ever pre-season ranking (also 2000).
- The Badgers were rated as high as No. 3 last season (the week of Nov. 26), their highest ranking in the AP Top 25 since being ranked 2nd over the course of 2 polls from Oct. 14-27, 1963.
- Wisconsin finished 2017 ranked No. 7 in the final AP poll, its second-consecutive top-10 finish in the ratings.

SITUATIONAL RECORDS

	2018	Under Chryst
vs. Top 25 opponents (AP/Coaches)	--	7-6
vs. Top-10 opponents (AP/Coaches)	--	3-5
UW scores first	1-1	25-4
Opponent scores first	1-0	11-4
UW leads after 1st quarter	1-0	22-3
Opponent leads after 1st quarter	1-0	8-3
UW leads at halftime	2-0	31-2
Opponent leads at halftime	--	3-5
UW leads after 3rd quarter	2-0	33-2
Opponent leads after 3rd quarter	0-1	3-5

WISCONSIN OFFENSE

SCORING: 20+ points	2-1	33-4
SCORING: 30+ points	2-0	21-1
TOTAL OFFENSE: 400+ yards	2-0	24-2
TOTAL OFFENSE: 500+ yards	1-0	4-0
RUSHING: 200+ yards	2-1	19-3
RUSHING: 300+ yards	1-0	5-0
RUSHING ATT: 40 or more	1-1	27-3
PASSING: 200+ yards	1-0	17-3
PASSING: 300+ yards	--	2-0
PASSING ATT: 25 or more	1-1	15-7
1ST DOWNS: at least 20	2-1	24-4
3RD DOWN: convert at least 40%	2-0	26-3
TURNOVERS: two or less	2-1	31-5
AVG. FIELD POSITION: 30 or better	1-0	25-2

WISCONSIN DEFENSE

SCORING: allow 15 points or less	2-0	23-3
SCORING: allow 20 points or less	2-0	30-3
TOTAL OFFENSE: allow 300 yards or less	1-0	25-2
RUSHING: allow 150 yards or less	2-0	33-4
RUSHING: allow 100 yards or less	1-0	24-1
PASSING: allow 150 yards or less	1-1	12-3
PASSING: allow 100 yards or less	--	3-2
1ST DOWNS: allow 15 or less	2-1	21-3
3RD DOWN: opp. convert 33% or less	1-1	26-4
TURNOVERS: opponent has two or more	2-0	23-3
AVG. FIELD POSITION: 30 or worse	2-1	28-5
AVG. FIELD POSITION: 20 or worse	--	4-0

TEAM COMPARISON

RUSHING YARDS: UW has more	2-1	34-3
PASSING YARDS: UW has more	2-1	20-3
TURNOVERS: UW has fewer	2-0	21-2
TIME OF POSSESSION: advantage	2-1	32-5
FIRST DOWNS: UW has more	2-1	31-4
AVG. FIELD POSITION: UW advantage	1-0	27-2
PENALTIES: UW has fewer	--	17-3
SPECIAL TEAMS SCORE: UW scores	--	2-0

WISCONSIN INDIVIDUALS

RUSHING: 100-yard rusher	2-1	24-3
PASSING: 200-yard passer	1-0	15-5
RECEIVING: 100-yard receiver	1-0	8-0
RUSH/PASS: 100-yd rusher/200-yd passer	1-0	9-1

CHRYST CALLS THE SHOTS

- With records of 10-3, 11-3 and 13-1 in his first 3 seasons at the helm of his alma mater, **Paul Chryst** joined Michigan's Fielding Yost (1901-03) and Ohio State's Urban Meyer (2012-14) as the only coaches in league history to win 10-plus games in each of their first 3 seasons.
- Chryst led Wisconsin to bowl wins in each of the last 3 seasons, making him 1 of just 3 Power Five coaches in the country to do so (joining Alabama's Nick Saban and Utah's Kyle Whittingham).

- Named Big Ten Coach of the Year in back-to-back seasons, Chryst owns a mark of 22-4 (.846) in conference play and has led the Badgers to consecutive West Division titles.

- Chryst's 21-4 start to league play made him and Ohio State's Urban Meyer (25-0) the only coaches since 1996 to win at least 20 of their first 25 Big Ten games:

BIG TEN RECORD THRU 25 GMS (1996-PRES.)

Coach (School), Years	Conf. Record
Urban Meyer (OSU), 2012-15	25-0 (1.000)
Paul Chryst (WIS), 2015-17	21-4 (.840)
Jim Tressel (OSU), 2001-04	19-6 (.760)
Bo Pelini (NEB), 2011-14	18-7 (.720)
Joe Tiller (PUR), 1997-00	17-8 (.680)

- Wisconsin had won 10 or more games in a season just 3 times before Chryst joined the Badgers' coaching staff as offensive coordinator in 2005. In his 10 seasons on staff since, the Badgers posted double-digit win totals 8 times — while building an overall record of 106-29 (.785).

- Overall, the Badgers are 114-36 (.760) with Chryst as a member of the UW coaching staff, including stints as tight ends coach (2002), offensive coordinator (2005-11) and head coach (2015-present).

- Chryst developed a reputation for building highly-efficient offenses during his time as the Badgers' offensive coordinator from 2006-11. Over his last two seasons (2010-11), the Badgers averaged 42.9 points per game, third among Power Five teams over that time frame — only Oregon (46.5 ppg) and Oklahoma State (46.5) averaged more.

FAMILIAR FACES

- The Badgers are the only FBS program to have alumni as head coach (**Paul Chryst**), offensive coordinator (**Joe Rudolph**) and defensive coordinator (**Jim Leonhard**).
- In head coach **Paul Chryst** and assistant coaches **Jim Leonhard**, **Joe Rudolph**, **Jon Budmayr** and **Mickey Turner**, UW has 5 alums among its 11 full-time coaches. Kansas State (7) is the only Power Five program with more alumni on its coaching staff.
- In all, Wisconsin's football staff includes 12 UW alums: Chryst, Leonhard, Rudolph, Budmayr, Turner; graduate assistants **Bobby Dunn** and **Kevin Claxton**; quality control coordinator **Taylor Mehlhaff**; strength and conditioning coaches **Ross Kolodziej** and **Kyle Costigan**; director of football operations **TJ Ingels** and recruiting assistant **Matt Miller**.

- Chryst and first-year Kent State coach Sean Lewis (who played tight end under Chryst at UW) are the 2 Badgers alumni currently working as FBS head coaches.

- In all, 9 current FBS coaches either played or coached at Wisconsin: Chris Ash (Rutgers), Craig Bohl (Wyoming), Paul Chryst (Wisconsin), Dave Doeren (NC State), Lance Leipold (Buffalo), Sean Lewis (Kent State), Jay Norvell (Nevada), Lovie Smith (Illinois) and Justin Wilcox (Cal).

LEONHARD LEADS THE D

- **Jim Leonhard** is in his second season as Wisconsin's defensive coordinator — and third season in coaching overall — in 2018.
- Leonhard, a 3-time All-American who played safety for UW from 2001-04, joined the staff as defensive backs coach in 2016 following a 10-year playing career in the NFL.
- The Badgers finished Leonhard's first season as defensive coordinator in 2017 ranked No. 2 nationally in total defense (262.1 ypg), No. 3 in scoring defense (13.9 ppg), No. 3 in rushing defense (98.4 ypg) and No. 1 in pass efficiency defense (96.4).
- For his efforts in 2017, Leonhard was named a finalist for the Broyles Award, presented to the nation's top assistant coach.

FLAT-OUT FREAKY

- A trio of Badgers earned spots on this year's edition of the "Freaks List" compiled annually by Bruce Feldman of FOX Sports and The Athletic, a countdown of the 100 most physically gifted athletes in college football. Here's where the Badgers stacked up and what Feldman had to say about each:
 - **#4 — Olive Sagapolu, NT**
A one-time member of the cheerleading squad at Southern California prep school Mater Dei, he can still can do backflips and midair splits. Sagapolu weighs almost 350 pounds and puts up jaw-dropping workout numbers. He broad jumped 9-8½ this offseason, which is better than any D-lineman within 50 pounds of him at this year's NFL combine. He also ran a 1.78 10-yard split and vertical jumped 29 inches.
 - **#24 — Jonathan Taylor, RB**
Taylor is a punishing runner, but most don't realize just how explosive he is. This offseason, he owned the fastest 10-yard time on the team at 1.44 seconds. In comparison, Saquon Barkley posted a 1.54 10-yard split at the NFL combine this year. Sony Michel did a 1.56. Alvin Kamara, the NFL Offensive Rookie of the Year, timed a 1.54 last year in Indianapolis. Taylor also broad jumped 10-9 and vertical jumped 37 inches.
 - **#38 — D'Cota Dixon, SS**
Pound-for-pound the strongest guy on the team, the 200-pound senior, a first-team All-Big Ten player, ranks in the Badgers' top five in nearly every sprint/jump/agility measurement. Dixon power cleans 330 pounds, squats 515 and benches 390. He has clocked a pro agility of 4.02 seconds, broad jumps 10-5 and has a 36-inch vertical. Dixon is the only returning starter from a secondary that helped UW rank No. 1 in pass efficiency defense.

PRESEASON HONORS

BEAU BENZSCHAWEL, SR., G

- 1st-team All-America (AP, ESPN, SI, The Athletic)
- 2nd-team All-America (Athlon, CBS Sports, Sporting News)
- Outland Trophy watch list

TYLER BIADASZ, SO., C

- Outland Trophy watch list

RYAN CONNELLY, SR., ILB

- Butkus Award watch list

MICHAEL DEITER, SR., G

- 1st-team All-America (ESPN)
- 2nd-team All-America (AP, Sports Illustrated, The Athletic)
- Third-team All-America (Athlon)
- Outland Trophy watch list

D'COTA DIXON, SR., S

- 2nd-team All-America (Athlon, CBS Sports)
- Bednarik Award watch list
- Nagurski Trophy watch list
- Wuertffel Trophy watch list
- Allstate AFCA Good Works Team nominee

DAVID EDWARDS, JR., T

- 1st-team All-America (Athlon, CBS Sports)
- 2nd-team All-America (AP, Sporting News, SI)
- Outland Trophy watch list

T.J. EDWARDS, SR., ILB

- 1st-team All-America (AP, ESPN, SN, The Athletic)
- 2nd-team All-America (Athlon, CBS Sports, SI)
- Bednarik Award watch list
- Butkus Award watch list
- Nagurski Trophy watch list
- Lott IMPACT Trophy watch list

RAFAEL GAGLIANONE, SR., K

- Fourth-team All-America (Athlon)
- Lou Groza Award watch list

ALEX HORNIBROOK, JR., QB

- Davey O'Brien Award watch list
- Manning Award watch list
- Johnny Unitas Golden Arm Award watch list

ANTHONY LOTTI, JR., P

- Ray Guy Award watch list

ZANDER NEUVILLE, SR., TE

- John Mackey Award watch list

KYLE PENNISTON, JR., TE

- John Mackey Award watch list

OLIVE SAGAPOLU, SR., NT

- Nagurski Trophy watch list
- Outland Trophy watch list

JONATHAN TAYLOR, FR., RB

- 1st-team All-America (AP, Athlon, CBS Sports, ESPN, Sporting News, Sports Illustrated, The Athletic)
- First-team All-Big Ten (ESPN)
- Maxwell Award watch list
- Doak Walker Award watch list

ANDREW VAN GINKEL, SR., OLB

- Butkus Award watch list

PIPELINE TO THE PROS

- Wisconsin boasts 30 players on NFL rosters entering Week 3 of the season:

BADGERS IN THE NFL (30)

Player	at UW	Pos.	NFL Team
Beau Allen	2010-13	DL	Tampa Bay
Vince Biegel (PS)	2012-16	OLB	New Orleans
Jack Cichy	2013-17	ILB	Tampa Bay
Corey Clement	2013-16	RB	Philadelphia
Marcus Cromartie (IR)	2011-12	DB	Detroit
Garret Dooley (PS)	2013-17	OLB	Minnesota
Alex Erickson	2012-15	WR	Cincinnati
Travis Frederick	2009-12	OL	Dallas
Troy Fumagalli (IR)	2013-17	TE	Denver
Melvin Gordon	2011-14	RB	L.A. Chargers
Ryan Groy	2010-13	OL	Buffalo
Rob Havenstein	2010-14	OL	L.A. Rams
Leon Jacobs	2013-17	OLB	Jacksonville
Natrell Jamerson	2013-17	S	Houston
Alec James (PS)	2013-17	DE	Arizona
Lance Kendricks	2008-10	TE	Green Bay
Chris Maragos (PUP)	2008-09	DB	Philadelphia
Tyler Marz	2011-15	OL	Tennessee
Tanner McEvoy	2013-15	WR	Miami
Nick Nelson	2016-17	CB	Oakland
Ryan Ramczyk	2015-16	OL	New Orleans
Joe Schobert	2012-15	OLB	Cleveland
Dez Southward (PS)	2010-13	DB	Carolina
Rick Wagner	2009-12	OL	Detroit
Derek Watt	2011-15	FB	L.A. Chargers
J.J. Watt	2009-10	DE	Houston
T.J. Watt	2013-16	OLB	Pittsburgh
James White	2010-13	RB	New England
Russell Wilson	2011	QB	Seattle
Kevin Zeitler	2009-11	OL	Cleveland

- UW saw 5 players selected in the 2018 NFL Draft – CB **Nick Nelson** (4th round, Oakland), TE **Troy Fumagalli** (5th round, Denver), CB **Natrell Jamerson** (5th round, New Orleans), ILB **Jack Cichy** (6th round, Tampa Bay) and OLB **Leon Jacobs** (7th round, Jacksonville) – giving the Badgers a total of 31 draft picks over the last 8 years.
- Over those last 8 years, Wisconsin has produced 7 first-round draft picks: **J.J. Watt** and **Gabe Carimi** in 2011, **Kevin Zeitler** in 2012, **Travis Frederick** in 2013, **Melvin Gordon** in 2015 and **T.J. Watt** and **Ryan Ramczyk** in 2017.
- **Rick Wagner** and **Rob Havenstein** are 2 of the 3 highest-paid right tackles in the NFL, **Kevin Zeitler** is the highest-paid guard and **Travis Frederick** is the highest-paid center. Recently-retired Browns left tackle **Joe Thomas** was named to the Pro Bowl in each of his first 10 seasons.
- At least 1 Wisconsin product has won a championship in each of the last 5 Super Bowls, with DL **Beau Allen**, RB **Corey Clement** and S **Chris Maragos** most recently earning rings as part of the Philadelphia Eagles' Super Bowl LII title.

WALK-ON WAY

- Wisconsin is known for its walk-on program, which has produced numerous team captains and even NFL players.
- A total of 9 players on UW's current roster began their careers as walk-ons and later earned a scholarship:

SCHOLARSHIPS EARNED BY WALK-ONS

Name	Walked On	Scholarship
ILB Ryan Connelly	2014	2015
TE Zander Neuville	2014	2015
K P.J. Rosowski	2014	2017
S Evan Bondoc	2014	2017
OL Jason Erdmann	2015	2018
K Zach Hintze	2015	2018
OLB Tyler Johnson	2015	2018
RB Garrett Groshek	2016	2018
DE Matt Henningsen	2017	2018

- Since 1990, the Badgers have had 98 walk-ons go on to earn scholarships.
- Since 1990, a total of 22 players that started their UW careers as walk-ons have gone on to make NFL rosters, including 3-time NFL Defensive Player of the Year **J.J. Watt**, 2018 Pro Bowl pick **Joe Schobert** (Cleveland) and 2018 NFL Draft picks **Jack Cichy** (Tampa Bay) and **Troy Fumagalli** (Denver).
- There are 6 former Badgers walk-ons who made NFL active rosters for opening day: LB **Jack Cichy** (Tampa Bay), WR **Alex Erickson** (Cincinnati), OL **Ryan Ramczyk** (New Orleans), LB **Joe Schobert** (Cleveland), OL **Rick Wagner** (Detroit) and DE **J.J. Watt** (Houston).

LOOKING BACK ON 2017

- Wisconsin won a school-record 13 games, its fourth consecutive season with double-digit victories. The Badgers finished at No. 7 in the AP Top 25, their second straight top-10 finish in the AP poll.
- In downing Miami in the Orange Bowl, UW won its 4th consecutive bowl game. The Badgers have won back-to-back New Year's Six games after also winning the Cotton Bowl following the 2016 season.
- Going 9-0 in Big Ten play, the Badgers set a school record for conference wins in a season, besting their previous mark of 7, and completed their first undefeated conference slate since going 5-0 in 1912.
- Wisconsin swept rivals Iowa (Heartland Trophy), Minnesota (Paul Bunyan's Axe) and Nebraska (Freedom Trophy) for the 2nd-straight year, giving the Badgers wins in 17 of their last 18 trophy games.
- T.J. Edwards finished runner-up for the Butkus Award, presented to the nation's best linebacker. Troy Fumagalli (Mackey, Burlsworth) and Jonathan Taylor (Doak Walker) also were national awards finalists.
- UW finished No. 2 nationally in total defense (262.1 ypg), No. 3 in scoring defense (13.9 ppg), No. 3 in rushing defense (98.4 ypg) and No. 1 in pass efficiency defense (96.4).

SERIES HISTORY: IOWA

- Overall: Wisconsin leads, 46-43-2
- In Iowa City: Iowa leads, 24-19-1

MODERN ERA MEETINGS

Year	Rank	Result	Score	Location
1946	15/-	L	7-21	Madison
1947	19/-	W	46-14	Madison
1948	-/-	L	13-19	Iowa City
1949	-/-	W	35-13	Madison
1950	15/-	W	14-0	Iowa City
1951	8/-	W	34-7	Madison
1952	12/-	W	42-13	Iowa City
1953	-/-	W	10-6	Madison
1954	8/-	L	7-13	Iowa City
1955	17/14	W	37-14	Madison
1956	-/-	L	7-13	Iowa City
1957	13/6	L	7-21	Iowa City
1958	4/13	L	9-20	Madison
1959	-/9	W	25-16	Madison
1960	12/2	L	21-28	Iowa City
1961	-/4	L	15-47	Iowa City
1962	10/-	W	42-14	Madison
1963	2/-	W	10-7	Iowa City
1964	-/-	W	31-21	Madison
1965	-/-	W	16-13	Madison
1966	-/-	W	7-0	Iowa City
1967	-/-	T	21-21	Madison
1968	-/-	L	0-41	Iowa City
1969	-/-	W	23-17	Madison
1970	-/-	L	14-24	Iowa City
1971	-/-	L	16-20	Iowa City
1972	-/-	W	16-14	Madison
1973	-/-	W	35-7	Madison
1974	-/-	W	28-15	Iowa City
1975	-/-	L	28-45	Iowa City
1976	-/-	W	38-21	Madison
1977	-/-	L	8-24	Madison
1978	-/-	L	24-38	Iowa City
1979	-/-	L	13-24	Madison
1980	-/-	L	13-22	Iowa City
1981	-/-	L	7-17	Madison
1982	-/-	L	14-28	Iowa City
1983	-/15	L	14-34	Madison
1984	-/17	T	10-10	Iowa City
1985	-/1	L	13-23	Madison
1986	-/10	L	6-17	Iowa City
1987	-/-	L	10-31	Madison
1988	-/-	L	6-31	Iowa City
1989	-/-	L	24-31	Madison
1990	-/25	L	10-30	Iowa City
1991	-/-	L	6-10	Madison
1992	-/-	L	22-23	Iowa City
1995	-/-	L	20-33	Madison
1996	-/-	L	0-31	Iowa City
1997	-/12	W	13-10	Madison
1998	9/-	W	31-0	Iowa City
1999	9/-	W	41-3	Madison
2000	-/-	W	13-7	Iowa City
2001	-/-	W	34-28	Madison
2002	-/9	L	3-20	Iowa City
2003	-/17	L	21-27	Madison
2004	9/17	L	7-30	Iowa City
2005	19/-	L	10-20	Madison
2006	16/-	W	24-21	Iowa City
2007	9/-	W	17-13	Madison
2008	-/-	L	16-38	Iowa City
2009	-/11	L	10-20	Madison
2010	10/13	W	31-30	Iowa City
2013	22/-	W	28-9	Iowa City
2014	14/-	W	26-24	Iowa City
2015	19/-	L	6-10	Madison
2016	10/-	W	17-9	Iowa City
2017	6/25	W	38-14	Madison

BATTLE FOR THE HEARTLAND TROPHY

- With 91 all-time meetings, Iowa is the third most-played rival in UW history. The Badgers have faced Minnesota 127 times — the most played rivalry of any FBS teams — and Northwestern 99 times.
- Wisconsin has won 7 of its last 10 meetings with Iowa, dating back to 2006.
- Wisconsin holds a 7-5 lead in the series since the Heartland Trophy debuted in 2004.
- UW is 12-7 against Iowa since breaking an 18-game winless streak against the Hawkeyes in 1997. From 1977 to '96, Wisconsin was 0-17-1 against Iowa.

WISCONSIN-IOWA CONNECTIONS

- UW Director of Athletics **Barry Alvarez** began his college coaching career as linebackers coach at Iowa from 1979-86 under head coach Hayden Fry, who hired Alvarez after he led Mason City High School to the Iowa Class 4A state title in 1978.
- Alvarez and Iowa head coach **Kirk Ferentz** worked together as assistants under Fry from 1981-86.
- Wisconsin running backs coach **John Settle** was an offensive assistant coach for the Cleveland Browns/Baltimore Ravens from 1995-97, when Ferentz served as the franchise's offensive line coach.
- Wisconsin inside linebackers coach **Bob Bostad** and Iowa wide receivers coach **Kelton Copeland** were on the coaching staff at Northern Illinois in 2016.
- Iowa strength and conditioning coach **Chris Doyle** was an assistant strength coach at UW from 1996-97.
- Junior OLB **Andrew Van Ginkel** (Rock Valley) is the lone Iowa native on Wisconsin's roster.
- A number of Iowa and Wisconsin players attended the same high schools:
 - Wisconsin OL **Alex Fenton** and Iowa QB **Nate Stanley** — Menomonie HS (Wis.)
 - Wisconsin DE **C.J. Goetz** and Iowa WR **Max Cooper** — Catholic Memorial HS (Wis.)
 - Wisconsin ILB **Mike Maskalunas** and Iowa WR **Henry Marchese** — Adlai E. Stevenson HS (Ill.)
 - Wisconsin K **Collin Larsh** and Iowa RB **Toren Young** — Monona Grove HS (Wis.)
 - Wisconsin FB **Coy Wanner** and Iowa RB **Henry Geil** — Green Bay Peble HS (Wis.)
 - Wisconsin FB **Alec Ingold** and OL **Cole Van Lanen** and Iowa OL **Jack Plumb** — Bay Port HS (Wis.)



LAST MEETING

#6 WISCONSIN 38, #25 IOWA 14
NOV. 11, 2017

MADISON, Wis. — Kendric Pryor scored twice, and No. 6 Wisconsin relied on its stifling defense to overcome four turnovers and Iowa cornerback Josh Jackson's two defensive touchdowns in a 38-14 win over the Hawkeyes.

The win allowed the Badgers to clinch a trip to the conference title game as West Division champions.

Leon Jacobs recovered two fumbles — one returned for a score — and fellow linebacker T.J. Edwards had an interception for the Badgers, who shut down an Iowa offense that had overwhelmed Ohio State a week earlier.

The Hawkeyes were held to 66 total yards — the fewest ever allowed by the Badgers to a Big Ten opponent — a week after gaining 487 yards and scoring 55 points against Ohio State.

Iowa went 0 of 13 on third down and had just five first downs all day.

A miserable first half ended with just 15 yards and one first down for the Hawkeyes.

Jackson scored on interception returns of 43 and 52 yards, the latter coming with 11:18 left in the third quarter to get the Hawkeyes within 17-14.

League-leading rusher Jonathan Taylor had 157 yards on 29 carries. Alex Hornibrook was 11 of 18 for 135 yards with two touchdowns and three interceptions.

Pryor had a 25-yard touchdown run and a 12-yard touchdown catch.

STATISTICAL MATCHUP: WISCONSIN VS. IOWA

CATEGORY	WIS	NCAA	BIG TEN	IOWA	NCAA	BIG TEN
Scoring Offense	33.3	59th	4th	28.0	82nd	8th
Total Offense	484.3	33rd	4th	389.3	87th	11th
Rushing Offense	285.0	9th	1st	173.7	72nd	11th
Passing Offense	199.3	90th	10th	215.7	79th	6th
Passing Efficiency	143.7	59th	6th	133.6	79th	9th
Time of Possession	34:59	10th	2nd	34:18	14th	4th
Scoring Defense	13.7	17th	3rd	8.0	2nd	1st
Total Defense	275.7	11th	3rd	209.0	2nd	1st
Rushing Defense	130.7	48th	8th	42.0	3rd	2nd
Passing Defense	145.0	11th	2nd	167.0	23rd	4th
Passing Efficiency Def.	109.7	40th	7th	108.4	36th	5th
QB Sacks	1.0	107th	14th	4.0	5th	3rd
Tackles for Loss	5.3	84th	12th	5.0	89th	14th
Net Punting	42.0	19th	3rd	38.7	58th	10th
Punt Returns	5.50	89th	8th	5.13	93rd	9th
Kickoff Returns	20.1	73rd	10th	27.0	18th	3rd
Turnover Margin	+0.33	48th	7th	+0.67	29th	3rd



HEAD COACH PAUL CHRYST

2016 & 2017 BIG TEN COACH OF THE YEAR

Wisconsin football continues to thrive under Paul Chryst's leadership. A back-to-back Big Ten Coach of the Year selection, Chryst has become one of just three mentors in league history to post double-digit win totals in each of his first three seasons as head coach, joining Michigan legend Fielding Yost and current Ohio State coach Urban Meyer. He also has piloted UW to a pair of Big Ten West Division crowns and berths in the Big Ten Football Championship Game.

In his first season as head coach at his alma mater, Chryst led Wisconsin to a 10-3 record in 2015 — a run that concluded with a victory over USC in the Holiday Bowl. For an encore, he directed the Badgers to an 11-3 finish in 2016, including a win in the Cotton Bowl and the Big Ten West Division championship.

Chryst was named 2016 Hayes-Schembechler Big Ten Coach of the Year by a vote of his league peers and — for leading UW to an 11-win season against a schedule that included six matchups with top 10-ranked teams — was a national finalist for both The Dodd Trophy and Paul "Bear" Bryan Coach of the Year awards.

He swept the league's top coaching honors in 2017 after leading the Badgers to another West Division crown, a 12-0 regular season and a No. 3 ranking — the program's highest in the AP poll since 1963. In addition to repeating as Hayes-Schembechler Coach of the Year, Chryst was named Dave McClain Big Ten Coach of the Year by a vote of league media.

Through three seasons under Chryst, the Badgers have produced 10 All-Americans, including six first-team All-America selections. Wisconsin had a school-record seven All-America honorees in 2017 alone. A total of 13 players have earned first-team All-Big Ten laurels under Chryst's watch.

Including his time as head coach and a stint as the Badgers' offensive coordinator, he has overseen some of the nation's best units on both sides of the ball.

Across his first three seasons as head coach, Wisconsin boasted one of the nation's truly elite defenses. The Badgers allowed just 14.4 points per game over those three seasons, a mark that ranked No. 2 nationally over that span and trailed only Alabama's mark of 13.4 points allowed per contest. Over those three years, Wisconsin also ranked No. 3 in total defense (277.5 yards per game), No. 2 in rushing defense (97.6 ypg) and No. 2 in pass efficiency defense (100.2).

During Chryst's seven years as offensive coordinator from 2005-11, Wisconsin averaged 34.1 points and 416.3 yards of total offense per game. Both marks were the best in the Big Ten over that span and powered the Badgers to conference titles in 2010 and 2011, remarkable offensive seasons in which UW averaged 41.5 and 44.1 points per game, respectively. Wisconsin piled up a 70-22 (.761) record with Chryst as its offensive coordinator.

Wisconsin had won 10 or more games in a season just three times before Chryst joined the Badgers' coaching staff as offensive coordinator in 2005. In his 10 seasons on staff since, the Badgers posted double-digit win totals eight times — and had an overall record of 104-29 (.782).

Before returning to UW, Chryst spent the previous three seasons as the head coach at Pittsburgh, where he led the Panthers to three consecutive bowl appearances.

Chryst was a three-time letterwinner at UW, where he earned a degree in political science.

THE CHRYST FILE

■ Career Record (7th Season): 55-27 (.671)

- Record at Wisconsin: 36-8 (4th Season)
- Big Ten Record: 22-4 (4th Season)
- Bowl Record: 4-1 (.800)
- Birthdate: Nov. 17, 1965
- Hometown: Madison, Wis.
- Alma Mater: Wisconsin, 1988 (Political Science)
- Playing Experience: QB/TE (Wisconsin, 1985-87)
- Family: Wife Robin, daughters Katy and JoJo, son Danny

BOWL GAME EXPERIENCE

■ Overall Bowl Game Record: 10-5 (.667)

Year	School	Bowl	Result (Opponent)
2002	WIS	Alamo	W, 31-28 (Colorado)
2003	ORST	Las Vegas	W, 55-14 (New Mexico)
2004	ORST	Insight	W, 38-21 (Notre Dame)
2005	WIS	Capital One	W, 24-10 (Auburn)
2006	WIS	Capital One	W, 17-14 (Arkansas)
2007	WIS	Outback	L, 21-17 (Tennessee)
2008	WIS	Champs Sports	L, 42-13 (Florida State)
2009	WIS	Champs Sports	W, 20-14 (Miami)
2010	WIS	Rose	L, 21-19 (TCU)
2011	WIS	Rose	L, 45-38 (Oregon)
2012	PITT	BBVA Compass	L, 38-17 (Ole Miss)
2013	PITT	Little Caesars	W, 30-27 (Bowling Green)
2015	WIS	Holiday	W, 23-21 (USC)
2016	WIS	Cotton	W, 24-16 (W. Michigan)
2017	WIS	Orange	W, 34-24 (Miami)

CHRYST YEAR-BY-YEAR

Year	Team	Position	Record	Conf.	Bowl Game
1989	West Virginia	Graduate Assistant	8-3-1	--	Gator
1990	West Virginia	Graduate Assistant	4-7	--	
1991	San Antonio (WLAF)	Running Backs, Tight Ends	4-6	--	
1992	San Antonio (WLAF)	Running Backs, Tight Ends	7-3	--	
1993	UW-Platteville	Offensive Coordinator/QBs	3-7	2-5	
1994	Ottawa (CFL)	Quarterbacks	4-14	--	
1995	Illinois State	Offensive Coordinator/QBs	5-6	3-3	
1996	Saskatchewan (CFL)	Offensive Coordinator/QBs	5-13	--	
1997	Oregon State	Offensive Coordinator/QBs	3-8	0-8	
1998	Oregon State	Offensive Coordinator/QBs	5-6	2-6	
1999	San Diego (NFL)	Tight Ends	8-8	--	
2000	San Diego (NFL)	Tight Ends	1-15	--	
2001	San Diego (NFL)	Tight Ends	5-11	--	
2002	Wisconsin	Tight Ends	8-6	2-6	Alamo
2003	Oregon State	Offensive Coordinator/QBs	8-5	4-4	Las Vegas
2004	Oregon State	Offensive Coordinator/QBs	7-5	5-3	Insight Bowl
2005	Wisconsin	Co-Offensive Coordinator/TEs	10-3	5-3	Capital One
2006	Wisconsin	Offensive Coordinator/QBs	12-1	7-1	Capital One
2007	Wisconsin	Offensive Coordinator/QBs	9-4	5-3	Outback
2008	Wisconsin	Offensive Coordinator/QBs	7-6	3-5	Champs Sports
2009	Wisconsin	Offensive Coordinator/QBs	10-3	5-3	Champs Sports
2010	Wisconsin	Offensive Coordinator/QBs	11-2	7-1	Rose
2011	Wisconsin	Offensive Coordinator/QBs	11-3	6-2	Rose
2012	Pittsburgh	Head Coach	6-7	3-4	BBVA Compass
2013	Pittsburgh	Head Coach	7-6	3-5	Little Caesars
2014	Pittsburgh	Head Coach	6-6	4-4	Armed Forces
2015	Wisconsin	Head Coach	10-3	6-2	Holiday
2016	Wisconsin	Head Coach	11-3	7-2	Cotton
2017	Wisconsin	Head Coach	13-1	9-0	Orange
2018	Wisconsin	Head Coach	2-1	0-0	--

Wisconsin Totals (4th Season)

36-8 22-4 3 Bowl Games

Head Coaching Totals (7th Season)

55-27 32-17 6 Bowl Games



CAMP RANDALL QUICK FACTS

- **Built:** 1917
- **Original cost:** \$32,100
- **Original capacity:** 10,000
- **Current capacity:** 80,321
- **Wisconsin football record:** 358-195-23 (.643)
- **First game:** Oct. 6, 1917 (Wisconsin 34, Beloit 0)
- **Dedication game:** Nov. 3, 1917 (Wisconsin 10, Minnesota 7)
- **First televised game:** Oct. 9, 1954 (No. 3 Wisconsin 13, No. 11 Rice 7)
- **First night game:** Oct. 4, 1986 (No. 4 Michigan 43, Wisconsin 17)
- **Largest attendance:** 83,184 (vs. Iowa, Nov. 12, 2005)

19

A total of 19 Heisman Trophy winners have played in Camp Randall Stadium, including two Badgers: Alan Ameche and Ron Dayne.

26

Wisconsin defeated Marquette 26 times at Camp Randall Stadium, the most wins for UW at Camp Randall against a single opponent.

7

There have been seven major concerts at Camp Randall Stadium (Pink Floyd – 1988 and 1994; U2 – 1992 and 1997; Genesis – 1992; The Rolling Stones – 1994 and 1997).

CAMP RANDALL STADIUM

One of college football's finest facilities, Camp Randall Stadium just keeps getting better and better with age. Originally opened in 1917, the venerable venue celebrated its centennial in 2017. What now stands as the oldest stadium in the Big Ten, Camp Randall was originally used as a Civil War training site. This hallowed ground has seen many upgrades since officially becoming the home of the Badgers in 1895.

During the Civil War, nearly 70,000 soldiers trained at Camp Randall, which also included a hospital and a prison for Confederate soldiers on its grounds. Named for Alexander Randall, the state of Wisconsin's first wartime governor, the Camp Randall land was returned to state fair property after peace was restored nationally. The fair later moved to Milwaukee, and Wisconsin's Civil War veterans urged the legislature to purchase the land. In 1893, the state presented the site to the university as a memorial athletic field.

Since then, Camp Randall Stadium has grown from a small venue with wooden bleachers to one of the largest stadiums in the Big Ten with a capacity of 80,321.

- One of the nation's most historic college football venues, Camp Randall Stadium also happens to be one of the intimidating for opposing teams, and Wisconsin has made the most of the home-field advantage that the raucous atmosphere provides.
- Though it has only been a tradition at Camp Randall Stadium since 1998, "Jump Around" is now a defining part of UW game day. Between the third and fourth quarters, "Jump Around" by House of Pain is played and the 80,000-plus fans delight in doing as the tune instructs. "Jump Around" was crowned the winner of *Sports Illustrated's* "Greatest College Football Traditions" bracket in 2012 and was named the nation's best tradition in votes contested by SiriusXM College Sports Nation in 2014 and 2015.
- Since the start of the 2004 season, the Badgers have compiled a 87-11 record (.888) at Camp Randall Stadium, the third-highest winning percentage among Power Five programs. Only Ohio State (.91-10, .900) and Oklahoma (77-9, .895) have won a higher percentage of its home games in that span.
- Opened in 1917, Camp Randall is the fourth-oldest stadium in the FBS. The only older on-campus facilities are: Georgia Tech (1913), Mississippi State (1914) and Cincinnati (1916).
- The Camp Randall grounds were used as a Civil War training site. It also held Confederate soldiers, many of whom died and were laid to rest on the west side of Madison. The area known as "soldiers rest" is the northernmost Confederate cemetery in the United States.
- Camp Randall Stadium served as a living quarters for students and military personnel during the 1940s. Dormitories were built underneath the east side stands. Approximately 150 men lived there.

OLDEST STADIUMS

■ Camp Randall is among the oldest facilities in the FBS:

1. Georgia Tech	1913
2. Mississippi State	1914
3. Cincinnati	1916
4. Wisconsin	1917
5. Oklahoma State	1920

CAPACITIES

■ Camp Randall seating capacities through the years:

▪ 1917	10,000
▪ 1921	14,000
▪ 1925	29,783
▪ 1926	38,293
▪ 1932	32,700
▪ 1937	36,000
▪ 1940	45,000
▪ 1951	51,000
▪ 1955	52,788
▪ 1958	63,435
▪ 1966	77,280
▪ 1986	77,280
▪ 1987	76,293
▪ 1991	77,745
▪ 1998	76,129
▪ 2001	76,634
▪ 2005	80,321

RECORD BOOK WATCH

SCHOOL RECORDS – CAREER

RUSHING YARDS

1.	Ron Dayne, 1996-99	7,125
--		
10.	John Clay, 2008-10	3,413
--		
14.	Rufus Ferguson, 1970-72	2,814
15.	Jonathan Taylor, 2017-present	2,492

RUSHING AVERAGE (MIN. 300 ATT.)

1.	Melvin Gordon, 2011-14	7.79
2.	Jonathan Taylor, 2017-present	6.63
2.	James White, 2010-13	6.24
3.	Ron Dayne, 1996-99	5.84
4.	Montee Ball, 2009-12	5.56
5.	Terrell Fletcher, 1991-94	5.56

PASSING YARDS

1.	Darrell Bevell, 1992-95	7,686
--		
5.	Scott Tolzien, 2008-10	5,271
6.	Randy Wright, 1981-83	5,003
7.	Mike Samuel, 1995-98	4,989
8.	Alex Hornibrook, 2016-present	4,501

PASS COMPLETIONS

1.	Darrell Bevell, 1992-95	646
--		
5.	Scott Tolzien, 2008-10	410
6.	Mike Samuel, 1995-97	390
7.	Randy Wright, 1981-83	377
8.	Tony Lowery, 1987-88, 1990-91	355
9.	Alex Hornibrook, 2016-present	347

COMPLETION PERCENTAGE (MIN. 300 ATT.)

1.	Russell Wilson, 2011	.728
2.	Scott Tolzien, 2008-10	.681
3.	Darrell Bevell, 1992-95	.614
4.	Alex Hornibrook, 2016-present	.612
5.	Joel Stave, 2012-15	.595

TOUCHDOWN PASSES

1.	Darrell Bevell, 1992-95	59
2.	Joel Stave, 2012-15	48
3.	John Stocco, 2003-06	47
4.	Randy Wright, 1981-83	38
	Brooks Bollinger, 1999-2002	38
6.	Alex Hornibrook, 2016-present	37

PASSING EFFICIENCY (MIN. 300 ATT.)

1.	Russell Wilson, 2011	191.8
2.	Scott Tolzien, 2008-10	153.2
3.	Jim Sorgi, 2000-03	141.2
4.	Alex Hornibrook, 2016-present	141.0
5.	John Stocco, 2003-06	134.1

WINS AS STARTING QUARTERBACK

1.	Joel Stave, 2012-15 (41 starts)	31
2.	Brooks Bollinger, 1999-2002 (42)	30
3.	John Stocco, 2004-06 (36)	29
4.	Mike Samuel, 1996-98 (38)	27
5.	Darrell Bevell, 1992-95 (43)	26
6.	Alex Hornibrook, 2016-present (26)	22

QUARTERBACK WINNING PCT. (MIN. 15 STARTS)

1.	Alex Hornibrook, 2016-present	.846 (22-4)
2.	Scott Tolzien, 2009-10	.808 (21-5)
3.	John Stocco, 2004-06	.806 (29-7)
4.	Joel Stave, 2012-15	.756 (31-10)
5.	Tyler Donovan, 2006-07	.733 (11-4)

POINTS

1.	Montee Ball, 2009-12	500
2.	Ron Dayne, 1996-99	426
3.	Philip Welch, 2008-11	384
4.	Rafael Gaglianone, 2014-present	370
5.	Taylor Mehlhaff, 2004-07	295

FIELD GOALS

1.	Todd Gregoire, 1984-87	65
2.	Rafael Gaglianone, 2014-present	63
3.	Philip Welch, 2008-11	59
4.	Rich Thompson, 1988-92	50
	Taylor Mehlhaff, 2004-07	50

FIELD GOALS ATTEMPTED

1.	Todd Gregoire, 1984-87	85
2.	Rich Thompson, 1988-92	79
	Rafael Gaglianone, 2014-present	79
4.	Philip Welch, 2008-11	76
5.	Taylor Mehlhaff, 2004-07	65

FIELD GOAL PERCENTAGE

1.	Matt Davenport, 33-38, 1996-98	.868
2.	Rafael Gaglianone, 63-79, 2014-present	.797
3.	Philip Welch, 59-76, 2008-11	.776
4.	Taylor Mehlhaff, 50-65, 2004-07	.769
5.	Todd Gregoire, 65-85, 1984-87	.765

EXTRA POINTS

1.	Philip Welch, 2008-11	207
2.	Rafael Gaglianone, 2014-present	181
3.	Taylor Mehlhaff, 2004-07	145

EXTRA POINT PERCENTAGE

1.	Rafael Gaglianone, 181-183, 2014-present	.989
2.	Philip Welch, 207-211, 2008-11	.981
3.	Taylor Mehlhaff, 145-148, 2004-07	.980

LAST TIME IT HAPPENED

INDIVIDUAL

■ 40 Rushing Attempts

Wisconsin: 43, Brian Calhoun vs. Bowling Green (Sept. 4, 2005)
Opponent: 43, Laurence Maroney, Minnesota (Oct. 15, 2005)

■ 50 Rushing Attempts

Wisconsin: 50, Ron Dayne vs. Minnesota (Nov. 9, 1996)
Opponent: Under research

■ 100 Yards Rushing

Wisconsin: 117, Jonathan Taylor vs. BYU (Sept. 15, 2018)
Opponent: 118, Squally Canada, BYU (Sept. 15, 2018)

■ 200 Yards Rushing

Wisconsin: 253, Jonathan Taylor vs. New Mexico (Sept. 8, 2018)
Opponent: 220, Ezekiel Elliott, Ohio State (Dec. 6, 2014)

■ 300 Yards Rushing

Wisconsin: 408, Melvin Gordon vs. Nebraska (Nov. 15, 2014)
Opponent: 377, Anthony Thompson, Indiana (Nov. 11, 1989)

■ 400 Yards Rushing

Wisconsin: 408, Melvin Gordon vs. Nebraska (Nov. 15, 2014)
Opponent: Has not happened

■ Two 100-Yard Rushers

Wisconsin: 223, Jonathan Taylor and 101, Chris James vs. Florida Atlantic (Sept. 9, 2017)
Opponent: 159, LaMichael James and 155, De'Anthony Thomas, Oregon (Jan. 2, 2012)

■ Three 100-Yard Rushers

Wisconsin: 253, Melvin Gordon; 158, Tanner McEvoy and 111, Corey Clement vs. Bowling Green (Sept. 20, 2014)
Opponent: Has not happened

■ Two 200-Yard Rushers

Wisconsin: 216, Melvin Gordon and 202, Montee Ball vs. Nebraska (Dec. 1, 2012)
Opponent: Has not happened

■ Quarterback Rushed for 100 Yards

Wisconsin: 158, Tanner McEvoy vs. Bowling Green (Sept. 20, 2014)
Opponent: 140, Taylor Martinez, Nebraska (Dec. 1, 2012)

■ Two Rushing TDs

Wisconsin: 2, Taiwan Deal vs. BYU (Sept. 15, 2018)
Opponent: 2, J.T. Barrett, Ohio State (Oct. 15, 2016)

■ Three Rushing TDs

Wisconsin: 3, Jonathan Taylor vs. New Mexico (Sept. 8, 2018)
Opponent: 2, Squally Canada, BYU (Sept. 15, 2018)

■ Four Rushing TDs

Wisconsin: 4, Melvin Gordon vs. Nebraska (Nov. 15, 2014)
Opponent: 4, Marion Grice, Arizona State (Sept. 14, 2013)

■ Five Rushing TDs

Wisconsin: 5, Melvin Gordon vs. Bowling Green (Sept. 20, 2014)
Opponent: 6, Levron Williams, Indiana (Oct. 6, 2001)

■ Six Rushing TDs

Wisconsin: Has not happened
Opponent: 6, Levron Williams, Indiana (Oct. 6, 2001)

■ 300 Yards Passing

Wisconsin: 322, Joel Stave, Purdue (Oct. 17, 2015)
Opponent: 384, Trace McSorley, Penn State (Dec. 3, 2016)

■ 400 Yards Passing

Wisconsin: 423, Darrell Bevell at Minnesota (Oct. 23, 1993)
Opponent: 403, Colt Brennan, Hawaii (Nov. 25, 2005)

■ Three Touchdown Passes

Wisconsin: 4, Alex Hornibrook vs. Miami (Dec. 30, 2017)
Opponent: 4, Trace McSorley, Penn State (Dec. 3, 2016)

■ Four Touchdown Passes

Wisconsin: 4, Alex Hornibrook vs. Miami (Dec. 30, 2017)
Opponent: 4, Trace McSorley, Penn State (Dec. 3, 2016)

■ Five Touchdown Passes

Wisconsin: 5, Jim Sorgi vs. Michigan State (Nov. 15, 2003)
Opponent: 5, Omar Jacobs, Bowling Green (Sept. 3, 2005)

■ Non-QB Touchdown Pass

Wisconsin: James White (RB) to Sam Arneson vs. Nebraska (Dec. 1, 2012)
Opponent: Bruce Ellington (WR) to Connor Shaw, S. Carolina (Jan. 1, 2014)

■ 10 Pass Receptions

Wisconsin: 10, Alex Erickson at Illinois, Oct. 24, 2015
Opponent: 12, Austin Carr, Northwestern (Nov. 5, 2016)

■ 100 Receiving Yards

Wisconsin: 134, A.J. Taylor vs. New Mexico (Sept. 8, 2018)
Opponent: 115, Stanley Morgan, Nebraska (Oct. 7, 2017)

■ 200 Receiving Yards

Wisconsin: 207, Jared Abbrederis at Ohio State (Sept. 28, 2013)
Opponent: 206, Charles Rogers, Michigan State (Oct. 27, 2001)

■ Two Touchdown Receptions

Wisconsin: 3, Danny Davis, vs. Miami (Dec. 30, 2017)
Opponent: 2, Saeed Blacknall, Penn State (Dec. 3, 2016)

■ Three Touchdown Receptions

Wisconsin: 3, Danny Davis, vs. Miami (Dec. 30, 2017)
Opponent: 3, Devin Smith, Ohio State (Dec. 6, 2014)

■ Four Touchdown Receptions

Wisconsin: 4, Jonathan Orr at Northwestern (Oct. 8, 2005)
Opponent: Under research

■ Five Touchdown Receptions

Wisconsin: 5, Lee Evans vs. Michigan State (Nov. 15, 2003)
Opponent: Under research

■ Two 100-Yard Receivers

Wisconsin: 119, Jared Abbrederis and 104, Nick Toon vs. Oregon (Jan. 2, 2012)
Opponent: 155, Saeed Blacknall and 118 DaeSean Hamilton, Penn State (Dec. 3, 2016)

■ 100-Yard Rusher & 100-Yard Receiver

Wisconsin: 253 (rush) Jonathan Taylor and 134 (rec.) A.J. Taylor vs. New Mexico (Sept. 8, 2018)
Opponent: 112 (rush) Devine Ozigbo and 115 (rec.) Stanley Morgan, Nebraska (Oct. 7, 2017)

■ 100-Yard Rusher and Receiver (Same Player)

Wisconsin: 122 (rush) and 128 (rec.), Brian Calhoun at Northwestern (Oct. 8, 2005)
Opponent: Under research

■ Non-blocked Punt Return For TD

Wisconsin: 50 yds., Nick Nelson vs. Michigan (Nov. 18, 2017)
Opponent: 55 yds., JoJo Natson, Akron (Sept. 10, 2016)

■ Blocked Punt Return For TD

Wisconsin: David Gilbert blocked, Aaron Henry returned for TD vs. Purdue (Oct. 31, 2009)
Opponent: Bennie Fowler recovered blocked punt in end zone at Michigan State (Oct. 22, 2011)

■ Kickoff Return For Touchdown

Wisconsin: 98 yds., Natrell Jamerson at Maryland (Nov. 7, 2015)
Opponent: 96 yds., Duane Bennett, Minnesota (Nov. 12, 2011)

■ Interception Return For Touchdown

Wisconsin: 9 yds., Andrew Van Ginkel vs. Ohio State (Dec. 2, 2017)
Opponent: 43 & 52 yds., Josh Jackson, Iowa (Nov. 11, 2017)

■ Fumble Return For Touchdown

Wisconsin: 21 yds., Leon Jacobs vs. Iowa (Nov. 11, 2017)
Opponent: 4 yds., Joey Bosa, Ohio State (Dec. 6, 2014)

■ Blocked Punt

Wisconsin: A.J. Jordan at Rutgers (Nov. 1, 2014)
Opponent: Garrett Hudson, Purdue (Oct. 14, 2017)

■ Blocked PAT Kick

Wisconsin: Konrad Zagzebski, vs. UTEP (Sept. 22, 2012)
Opponent: Jordan Nielsen, Utah State (Sept. 15, 2012)

■ Blocked PAT Kick Returned For 2-Point Defensive Conversion

Wisconsin: Konrad Zagzebski blocked, Devin Smith returned vs. UTEP (Sept. 22, 2012)
Opponent: Under research

■ Blocked Field Goal

Wisconsin: Nick Nelson vs. Ohio State (Dec. 2, 2017)
Opponent: Anthony Brown, Purdue (Oct. 17, 2015)

■ Blocked Field Goal Returned For TD

Wisconsin: Reggie Cribbs blocked, Jim Leonhard returned 86 yds. vs. UNLV (Sept. 11, 2004)
Opponent: Under research

■ Converted Two-Point PAT

Wisconsin: Alex Hornibrook pass to Troy Fumagalli, vs. Ohio State (Dec. 2, 2017)
Opponent: Anthony Jennings pass to Trey Quinn, LSU (Aug. 30, 2014)

■ Safety

Wisconsin: D. Dixon sack of C. Thorson, vs. Northwestern (Sept. 30, 2017)
Opponent: Team safety, Michigan State (Oct. 22, 2011)

TEAM

■ Shutout

Wisconsin: 31-0 at Minnesota (Nov. 25, 2017)
Opponent: 0-59 vs. Ohio State (Dec. 6, 2014)

■ Scored 40 points

Wisconsin: Wisconsin 45, New Mexico 14 (Sept. 8, 2018)
Opponent: Ohio State 59, Wisconsin 0 (Dec. 6, 2014)

■ Scored 50 Points

Wisconsin: Wisconsin 59, Utah State 10 (Sept. 1, 2017)
Opponent: Ohio State 59, Wisconsin 0 (Dec. 6, 2014)

■ Scored 60 Points

Wisconsin: Wisconsin 68, Bowling Green 17 (Sept. 20, 2014)
Opponent: Indiana 63, UW 32 (Oct. 6, 2001)

■ Scored 70 Points

Wisconsin: Wisconsin 70, Nebraska 31 (Dec. 1, 2012)
Opponent: Has not happened

■ Scored 80 Points

Wisconsin: Wisconsin 83, Indiana 20 (Nov. 13, 2010)
Opponent: Has not happened

■ Rushed for 200 Yards

Wisconsin: 204 vs. BYU (Sept. 15, 2018)
Opponent: 238, Ohio State (Dec. 2, 2017)

■ Rushed for 300 Yards

Wisconsin: 417, vs. New Mexico (Sept. 8, 2018)
Opponent: 345, Oregon (Jan. 2, 2012)

■ Rushed for 400 Yards

Wisconsin: 417, vs. New Mexico (Sept. 8, 2018)
Opponent: 411, Minnesota (Oct. 15, 2005)

■ Rushed for 500 Yards

Wisconsin: 581, vs. Nebraska (Nov. 15, 2014)
Opponent: Has not happened

■ Negative Rushing Yardage

Wisconsin: -26, vs. Northwestern (Nov. 21, 2015)
Opponent: -3, Miami (Ohio) (Sept. 12, 2015)

■ Rushed for Fewer Than 50 Yards

Wisconsin: -26, vs. Northwestern (Nov. 21, 2015)
Opponent: 25, Iowa (Nov. 11, 2017)

■ Rushed for Fewer Than 100 Yards

Wisconsin: 60, vs. Ohio State (Dec. 2, 2017)
Opponent: 77, New Mexico (Sept. 8, 2018)

■ Six Rushing Touchdowns

Wisconsin: 7, vs. Nebraska (Nov. 15, 2014)
Opponent: 7, Indiana (Oct. 6, 2001)

■ Seven Rushing Touchdowns

Wisconsin: 7, vs. Nebraska (Nov. 15, 2014)
Opponent: 7, Indiana (Oct. 6, 2001)

■ Passed for 200 Yards

Wisconsin: 257, vs. Western Kentucky (Aug. 31, 2018)
Opponent: 203, Miami (Dec. 30, 2017)

■ Passed for 300 Yards

Wisconsin: 322, vs. Purdue (Oct. 17, 2015)
Opponent: 384, Penn State (Dec. 3, 2016)

■ Passed for 400 Yards

Wisconsin: 423, at Minnesota (Oct. 23, 1993)
Opponent: 403, Hawaii (Nov. 25, 2005)

■ Passed for 500 Yards

Wisconsin: Has not happened
Opponent: Has not happened

■ Passed for Fewer Than 100 Yards

Wisconsin: 92, vs. Illinois (Nov. 12, 2016)
Opponent: 40, Minnesota (Nov. 25, 2017)

■ Five Passing Touchdowns

Wisconsin: 5, vs. Michigan State (Nov. 15, 2003)
Opponent: 5, Bowling Green (Sept. 3, 2005)

■ Gained 500 Yards Total Offense

Wisconsin: 568, vs. New Mexico (Sept. 8, 2018)
Opponent: 502, Alabama (Sept. 5, 2015)

■ Gained 600 Yards Total Offense

Wisconsin: 627, vs. Nebraska (Nov. 15, 2014)
Opponent: 621, Oregon (Jan. 2, 2012)

■ Gained 700 Yards Total Offense

Wisconsin: 756, vs. Bowling Green (Sept. 20, 2014)
Opponent: Has not happened

■ 30 First Downs In A Game

Wisconsin: 32, vs. Akron (Sept. 10, 2016)
Opponent: 32, Arizona State (Sept. 14, 2013)

■ Held Under 10 First Downs

Wisconsin: 8, at Michigan (Oct. 1, 2016)
Opponent: 8, Minnesota (Nov. 25, 2017)

WISCONSIN DEPTH CHART

OFFENSE

QB	12	Alex Hornibrook (Jr.)	17	Jack Coan (So.)	
RB	23	Jonathan Taylor (So.)	28	Taiwan Deal (Sr.)	
FB	45	Alec Ingold (Jr.)	34	Mason Stokke (So.)	
WR	3	Kendric Pryor (So.)	6	Danny Davis (So.)	
WR	4	A.J. Taylor (Jr.)	16	Jack Dunn (So.)	
TE	85	Zander Neuville (Sr.)	49	Kyle Penniston (Jr.)	
LT	67	Jon Dietzen (Jr.)	OR	71	Cole Van Lanen (So.)
LG	63	Michael Deiter (Sr.)	68	David Moorman (Jr.)	
C	61	Tyler Biadasz (So.)	78	Jason Erdmann (Jr.)	
RG	66	Beau Benzschawel (Sr.)	75	Micah Kapoi (Sr.)	
RT	79	David Edwards (Jr.)	60	Logan Bruss (R-Fr.)	

DEFENSE

DE	97	Isaiahh Loudermilk (So.)	92	Matt Henningsen (R-Fr.)
NT	99	Olive Sagapolu (Sr.)	91	Bryson Williams (Fr.)
DE	76	Kayden Lyles (R-Fr.)	69	Aaron Vopal (R-Fr.)
OLB	17	Andrew Van Ginkel (Sr.)	55	Christian Bell (So.)
ILB	53	T.J. Edwards (Sr.)	54	Chris Orr (Jr.)
ILB	43	Ryan Connelly (Sr.)	57	Jack Sanborn (Fr.)
OLB	56	Zack Baun (Jr.)	59	Tyler Johnson (Jr.)
CB	21	Caesar Williams (So.)	8	Deron Harrell (R-Fr.)
SS	14	D'Cota Dixon (Sr.)	10	Seth Currens (So.)
FS	9	Scott Nelson (R-Fr.)	25	Eric Burrell (So.)
CB	20	Faion Hicks (R-Fr.)	31	Madison Cone (So.)

SPECIAL TEAMS

P	15	Anthony Lotti (Jr.)	90	Connor Allen (Jr.)
FG	27	Rafael Gaglianone (Sr.)	98	Collin Larsh (R-Fr.)
KO	39	Zach Hintze (Jr.)	38	P.J. Rosowski (Sr.)
LS	51	Adam Bay (So.)	52	Josh Bernhagen (So.)
H	90	Connor Allen (Jr.)	38	P.J. Rosowski (Sr.)
PR	16	Jack Dunn (So.)	6	Danny Davis (So.)
KR	3	Kendric Pryor (So.)	1	Aron Cruickshank (Fr.)

ASSISTANT COACHES



JOE RUDOLPH
OFFENSIVE COORD./OL
(SIDELINE)



JIM LEONHARD
DEFENSIVE COORD./DB
(SIDELINE)



BOBBY APRIL III
OUTSIDE LINEBACKERS
(SIDELINE)



BOB BOSTAD
INSIDE LINEBACKERS
(SIDELINE)



INOKE BRECKTERFIELD
DEFENSIVE LINE
(SIDELINE)



JON BUDMAYER
QUARTERBACKS
(BOOTH)




TED GILMORE
WIDE RECEIVERS
(SIDELINE)



CHRIS HAERING
SPECIAL TEAMS
(SIDELINE)



JOHN SETTLE
RUNNING BACKS
(SIDELINE)



MICKEY TURNER
TIGHT ENDS
(BOOTH)

CAREER GAMES/STARTS

Pos.	Name	GP/GS
K	Rafael Gaglianone	46/0
S	D'Cota Dixon	45/26
OL	Michael Deiter	44/44
ILB	Ryan Connelly	44/17
ILB	T.J. Edwards	43/42
TE	Zander Neuville	41/14
FB	Alec Ingold	41/3
OL	Beau Benzschawel	39/39
NT	Olive Sagapolu	39/21
OL	Micah Kapoi	38/15
P	Connor Allen	31/0
OL	David Moorman	31/0
OL	David Edwards	30/24
WR	A.J. Taylor	30/5
OL	Jason Erdmann	30/0
QB	Alex Hornibrook	29/26
TE	Kyle Penniston	29/13
P	Anthony Lotti	29/0
NT	Garrett Rand	28/0
S	Evan Bondoc	27/0
ILB	Chris Orr	26/15
OL	Jon Dietzen	25/22
OLB	Tyler Johnson	24/0
WR	Quintez Cephus	23/12
RB	Bradrick Shaw	22/2
K	P.J. Rosowski	20/0
RB	Taiwan Deal	19/3
OL	Tyler Biadasz	17/17
RB	Jonathan Taylor	17/16
OLB	Andrew Van Ginkel	17/3
OL	Cole Van Lanen	17/1
LS	Adam Bay	17/0
S	Eric Burrell	17/0
S	Seth Currens	17/0
RB	Garrett Groshek	17/0
K	Zach Hintze	16/0
OLB	Zack Baun	15/3
ILB	Griffin Grady	14/0
ILB	Mike Maskalunas	14/0
WR	Danny Davis	13/4
WR	Kendric Pryor	13/4
DE	Isaiahh Loudermilk	13/1
OLB	Noah Burks	12/0
CB	Madison Cone	12/0
OLB	Christian Bell	11/0
WR	Jack Dunn	11/0
RB	Chris James	11/0
TE	Gabe Lloyd	11/0
WR	Adam Krumholz	8/1
DE	David Pfaff	7/0
TE	Luke Benzschawel	6/1
QB	Jack Coan	6/0
CB	Caesar Williams	5/3
CB	Faion Hicks	3/3
DE	Kayden Lyles	3/3
S	Scott Nelson	3/3
DE	Matt Henningsen	3/2
OL	Tyler Beach	3/0
S	Travian Blaylock	3/0
OL	Logan Bruss	3/0
WR	Aron Cruickshank	3/0
TE	Jake Ferguson	3/0
OLB	Izayah Green-May	3/0
CB	Deron Harrell	3/0
WR	Taj Mustapha	3/0
FB	Mason Stokke	3/0
NT	Bryson Williams	3/0
CB	Donte Burton	2/0
OL	Josh Seltzer	2/0
DE	Kraig Howe	1/0
NT	Gunnar Roberge	1/0
RB	Mark Saari	1/0
ILB	Jack Sanborn	1/0
QB	Danny Vanden Boom	1/0
DE	Aaron Vopal	1/0
CB	Rachad Wildgoose	1/0

WISCONSIN ROSTER

ALPHABETICAL

No.	Name	Pos.	Ht.	Wt.	Yr./El.	Hometown (High School/Last School)
89	Abbott, A.J.	WR	6-2	179	Fr./Fr.	Northville, Mich. (West Bloomfield)
90	Allen, Connor**	P	6-0	172	Sr./Jr.	New Berlin, Wis. (Brookfield East)
57	Balistreri, Michael	DE	6-4	294	So./Fr.	Grafton, Wis. (University School of Milwaukee)
56	Baun, Zack*	OLB	6-3	230	Sr./Jr.	Brown Deer, Wis. (Brown Deer)
51	Bay, Adam*	LS	6-0	225	So./So.	Mesa, Ariz. (Desert Ridge)
65	Beach, Tyler	OL	6-6	311	So./Fr.	Grafton, Wis. (Port Washington)
55	Bell, Christian	OLB	6-4	247	Jr./So.	Birmingham, Ala. (Hoover/Alabama)
66	Benzschawel, Beau***	OL	6-6	315	Sr./Sr.	Grafton, Wis. (Grafton)
86	Benzschawel, Luke	TE	6-6	247	Jr./So.	Grafton, Wis. (Grafton)
52	Bernhagen, Josh	LS	6-2	229	Jr./So.	Madison, Wis. (La Follette)
61	Biadasz, Tyler*	OL	6-3	319	Jr./So.	Amherst, Wis. (Amherst)
26	Blaylock, Travian	CB	5-11	183	Fr./Fr.	Humble, Texas (Atascocita)
13	Bondoc, Evan***	S	6-1	199	Sr./Sr.	Madison, Wis. (Edgewood)
60	Bruss, Logan	OL	6-5	303	So./Fr.	Appleton, Wis. (Kimberly)
41	Burks, Noah*	OLB	6-2	241	Jr./So.	Carmel, Ind. (Carmel)
25	Burrell, Eric*	S	6-0	191	Jr./So.	Severn, Md. (McDonogh School)
4	Burton, Donte	CB	5-10	181	Fr./Fr.	Loganville, Ga. (Loganville)
19	Carter, Nate	QB	6-5	200	Fr./Fr.	Waukegan, Wis. (Waukegan)
87	Cephus, Quintez**	WR	6-1	207	Jr./Jr.	Macon, Ga. (Stratford Academy)
37	Cesarz, Ethan	ILB	6-0	231	So./Fr.	Delavan, Wis. (Delavan-Darien)
44	Chenal, John	FB	6-2	235	Fr./Fr.	Grantsburg, Wis. (Grantsburg)
17	Coan, Jack	QB	6-3	211	So./So.	Sayville, N.Y. (Sayville)
32	Collinsworth, Jake	FB	6-1	240	So./Fr.	Merrill, Wis. (Merrill)
31	Cone, Madison	CB	5-9	176	So./So.	Kernersville, N.C. (East Forsyth)
43	Connelly, Ryan***	ILB	6-3	237	Sr./Sr.	Eden Prairie, Minn. (Eden Prairie)
1	Cruickshank, Aron	WR	5-9	154	Fr./Fr.	Brooklyn, N.Y. (Erasmus Hall)
10	Currens, Seth*	S	6-3	206	Jr./So.	Pickerington, Ohio (Central)
6	Davis, Danny*	WR	6-0	196	So./So.	Springfield, Ohio (Springfield)
28	Deal, Taiwan**	RB	6-1	221	Sr./Sr.	Capitol Heights, Md. (DeMatha)
63	Deiter, Michael***	OL	6-6	310	Sr./Sr.	Curtice, Ohio (Genoa)
94	Dietzen, Boyd	DE	6-3	252	Fr./Fr.	Combined Locks, Wis. (Kimberly)
67	Dietzen, Jon**	OL	6-6	323	Sr./Jr.	Black Creek, Wis. (Seymour)
14	Dixon, D'Cota***	S	5-10	198	Sr./Sr.	Oak Hill, Fla. (New Smyrna Beach)
16	Dunn, Jack	WR	5-7	172	Jr./So.	Madison, Wis. (Edgewood)
79	Edwards, David**	OL	6-7	315	Sr./Jr.	Downers Grove, Ill. (North)
53	Edwards, T.J.***	ILB	6-1	242	Sr./Sr.	Lake Villa, Ill. (Lakes Community)
78	Erdmann, Jason**	OL	6-6	325	Sr./Jr.	Richfield, Wis. (Slinger)
41	Eschenbach, Jack	TE	6-6	213	Fr./Fr.	Downers Grove, Ill. (Benet Academy)
73	Fenton, Alex	OL	6-4	313	So./Fr.	Menomonie, Wis. (Menomonie)
84	Ferguson, Jake	TE	6-5	239	So./Fr.	Madison, Wis. (Memorial)
42	Franklin, Jaylan	OLB	6-4	214	Fr./Fr.	Brownstown, Mich. (O.A. Carlson)
74	Furtney, Michael	OL	6-5	291	Fr./Fr.	Milan, Mich. (Milan)
27	Gaglianone, Rafael***	K	5-11	238	Sr./Sr.	Sao Paulo, Brazil (Chattanooga (Tenn.) Baylor)
34	Goetz, C.J.	DE	6-3	238	Fr./Fr.	Muskego, Wis. (Catholic Memorial)
47	Grady, Griffin*	ILB	6-3	214	Jr./So.	Dublin, Ohio (Coffman)
22	Green, Cade	WR	5-11	186	So./Fr.	Austin, Texas (Lake Travis)
50	Green-May, Izayah	OLB	6-6	223	So./Fr.	Bolingbrook, Ill. (Bolingbrook)
13	Gregoire, Mike	WR	5-10	166	Fr./Fr.	Green Bay, Wis. (Notre Dame Academy)
37	Groshek, Garrett*	RB	5-11	218	Jr./So.	Amherst Junction, Wis. (Amherst)
10	Guerendo, Isaac	WR	6-0	194	Fr./Fr.	Clayton, Ind. (Avon)
8	Harrell, Deron	CB	6-2	182	So./Fr.	Denver, Colo. (East)
92	Henningsen, Matt	DE	6-3	277	So./Fr.	Menomonee Falls, Wis. (Menomonee Falls)
22	Heyroth, Jacob	ILB	6-0	204	Fr./Fr.	Lodi, Wis. (Lodi)
20	Hicks, Faion	CB	5-10	184	So./Fr.	Miami, Fla. (Flanagan)
39	Hintze, Zach*	K	6-0	186	Sr./Jr.	Fond du Lac, Wis. (St. Mary's Springs)
12	Hornibrook, Alex**	QB	6-4	219	Sr./Jr.	West Chester, Pa. (Malvern Prep)
98	Howe, Kraig	DE	6-3	272	Sr./Jr.	Dayton, Ohio (Archbishop Alter)
45	Ingold, Alec***	FB	6-2	242	Sr./Sr.	Green Bay, Wis. (Bay Port)
38	Jackson, Paul	OLB	6-3	234	Sr./Jr.	Miami Gardens, Fla. (Youngstown (Ohio) Ursuline)
5	James, Chris*	RB	5-10	222	Sr./Sr.	Chicago, Ill. (Notre Dame College Prep/Pittsburgh)
36	Johnson, Hunter	RB	6-0	216	So./Fr.	Darlington, Wis. (Darlington)
59	Johnson, Tyler**	OLB	6-3	240	Sr./Jr.	Menasha, Wis. (Menasha)
75	Kapoi, Micah***	OL	6-3	308	Sr./Sr.	Kapolei, Hawaii (Kapolei)
36	Knaak, Kobe	CB	5-9	186	Jr./So.	Franklin, Wis. (Franklin)
24	Krumholz, Adam	WR	6-1	194	Jr./So.	Stoughton, Wis. (Stoughton)
98	Larsh, Collin	K	5-10	185	So./Fr.	Marshall, Wis. (Monona Grove)
46	Lloyd, Gabe	TE	6-4	231	Jr./So.	Green Bay, Wis. (Northeast Wisconsin Lutheran)
15	Lotti, Anthony**	P	6-0	187	Jr./Jr.	Flowery Branch, Ga. (West Hall)

NUMERICAL

No.	Name	Pos.
1	Aron Cruickshank	WR
2	Chase Wolf	QB
3	Kendric Pryor	WR
4	Donte Burton	CB
4	A.J. Taylor	WR
5	Chris James	RB
5	Rachad Wildgoose	CB
6	Danny Davis	WR
7	Reggie Pearson	S
7	Bradrick Shaw	RB
8	Deron Harrell	CB
9	Scott Nelson	S
10	Seth Currens	S
10	Isaac Guerendo	WR
11	Alexander Smith	CB
12	Alex Hornibrook	QB
13	Evan Bondoc	S
13	Mike Gregoire	WR
14	D'Cota Dixon	S
15	Anthony Lotti	P
15	Danny Vanden Boom	QB
16	Jack Dunn	WR
17	Jack Coan	QB
17	Andrew Van Ginkel	OLB
18	Collin Wilder	S
19	Nate Carter	QB
19	John Torchio	S
20	Faion Hicks	CB
21	Mark Saari	RB
21	Caesar Williams	CB
22	Cade Green	WR
22	Jacob Heyroth	ILB
23	Jonathan Taylor	RB
24	Adam Krumholz	WR
25	Eric Burrell	S
25	Nakia Watson	RB
26	Travian Blaylock	CB
27	Rafael Gaglianone	K
27	Cristian Volpentesta	CB
28	Taiwan Deal	RB
28	Brady Schipper	WR
30	Coy Wanner	FB
31	Madison Cone	CB
31	Tyler Mais	S
32	Jake Collinsworth	FB
32	Marty Strey	OLB
34	C.J. Goetz	DE
34	Mason Stokke	FB
36	Hunter Johnson	RB
36	Kobe Knaak	CB
37	Ethan Cesarz	ILB
37	Garrett Groshek	RB
38	Paul Jackson	OLB
38	P.J. Rosowski	K
39	Zach Hintze	K
41	Noah Burks	OLB
41	Jack Eschenbach	TE
42	Jaylan Franklin	OLB
43	Ryan Connelly	ILB
44	John Chenal	FB
45	Alec Ingold	FB
46	Gabe Lloyd	TE
46	Hegeman Tiedt	OLB
47	Griffin Grady	ILB
47	Cormac Sampson	TE
48	Mason Platter	OLB
49	Kyle Penniston	TE
50	Izayah Green-May	OLB

No.	Name	Pos.	Ht.	Wt.	Yr./El.	Hometown (High School/Last School)	No.	Name	Pos.
97	Loudermilk, Isaiahh*	DE	6-7	300	Jr./So.	Howard, Kan. (West Elk)	51	Adam Bay	LS
76	Lyles, Kayden	DE	6-3	323	So./Fr.	Madison, Wis. (Middleton)	52	Josh Bernhagen	LS
59	Lyons, Andrew	OL	6-5	289	Fr./Fr.	Kenosha, Wis. (Bradford)	52	David Pfaff	DE
31	Mais, Tyler	S	6-1	200	So./Fr.	Wauwaukee, Wis. (Wauwaukee)	53	T.J. Edwards	ILB
58	Maskalunas, Mike*	ILB	6-3	229	Jr./So.	Long Grove, Ill. (Adlai E. Stevenson)	54	Chris Orr	ILB
68	Moorman, David**	OL	6-5	306	Sr./Jr.	Northville, Mich. (Northville)	55	Christian Bell	OLB
90	Mullens, Isaiah	DE	6-4	283	Fr./Fr.	Columbus, Ohio (Harvest Prep)	56	Zack Baun	OLB
81	Mustapha, Taj	WR	6-0	192	Fr./Fr.	Southfield, Mich. (West Bloomfield)	57	Michael Balistreri	DE
9	Nelson, Scott	S	6-2	202	So./Fr.	Detroit, Mich. (University of Detroit Jesuit)	57	Jack Sanborn	ILB
85	Neuville, Zander***	TE	6-5	252	Sr./Sr.	Waupaca, Wis. (Waupaca)	58	Mike Maskalunas	ILB
54	Orr, Chris**	ILB	6-0	232	Sr./Jr.	DeSoto, Texas (DeSoto)	59	Tyler Johnson	OLB
7	Pearson, Reggie	S	5-10	190	Fr./Fr.	Inkster, Mich. (River Rouge)	59	Andrew Lyons	OL
49	Penniston, Kyle**	TE	6-4	243	Sr./Jr.	Orange, Calif. (Mater Dei)	60	Logan Bruss	OL
82	Perry, Emmet	WR	6-2	182	So./Fr.	Grand Prairie, Texas (DeSoto)	61	Tyler Biadasz	OL
52	Pfaff, David	DE	6-2	284	Sr./Jr.	Mequon, Wis. (Homestead)	63	Michael Deiter	OL
48	Platter, Mason	OLB	6-4	222	Fr./Fr.	Menomonie, Wis. (Menomonie)	65	Tyler Beach	OL
3	Pryor, Kendric*	WR	5-11	181	Jr./So.	Hazel Crest, Ill. (Homewood-Flossmoor)	66	Beau Benzschawel	OL
93	Rand, Garrett**	DE	6-2	278	Jr./Jr.	Chandler, Ariz. (Hamilton)	67	Jon Dietzen	OL
74	Roberge, Gunnar	NT	6-4	300	Sr./Jr.	Seymour, Wis. (Seymour)	68	David Moorman	OL
38	Rosowski, P.J.**	K	6-3	224	Sr./Sr.	Stoughton, Wis. (Stoughton)	69	Aaron Vopal	DE
21	Saari, Mark	RB	6-0	207	Sr./Sr.	Montreal, Wis. (Hurley)	70	Josh Seltzner	OL
99	Sagapolu, Olive***	NT	6-2	342	Sr./Sr.	Pago Pago, American Samoa (Mater Dei (Calif.))	71	Cole Van Lanen	OL
47	Sampson, Cormac	TE	6-4	255	Fr./Fr.	Eau Claire, Wis. (Memorial)	73	Alex Fenton	OL
57	Sanborn, Jack	ILB	6-2	228	Fr./Fr.	Deer Park, Ill. (Lake Zurich)	74	Michael Furtney	OL
28	Schipper, Brady	WR	5-11	195	Fr./Fr.	Stoughton, Wis. (Stoughton)	74	Gunnar Roberge	NT
96	Schlichting, Conor	P	6-2	218	So./Fr.	Madison, Wis. (East)	75	Micah Kapoi	OL
70	Seltzner, Josh	OL	6-4	333	So./Fr.	Columbus, Wis. (Columbus)	76	Kayden Lyles	DE
7	Shaw, Bradrick**	RB	6-1	216	Sr./Jr.	Birmingham, Ala. (Hoover)	77	Blake Smithback	OL
11	Smith, Alexander	CB	5-11	181	Fr./Fr.	Culver City, Calif. (Culver City)	78	Jason Erdmann	OL
77	Smithback, Blake	OL	6-2	301	So./Fr.	Wauwaukee, Wis. (Wauwaukee)	79	David Edwards	OL
34	Stokke, Mason	FB	6-2	225	Jr./So.	Menomonie, Wis. (Menomonie)	81	Taj Mustapha	WR
32	Strey, Marty	OLB	6-2	214	Fr./Fr.	Sun Prairie, Wis. (Sun Prairie)	82	Emmet Perry	WR
4	Taylor, A.J.**	WR	5-11	203	Jr./Jr.	Kansas City, Mo. (Rockhurst)	84	Jake Ferguson	TE
23	Taylor, Jonathan*	RB	5-11	221	So./So.	Salem, N.J. (Salem)	85	Zander Neuville	TE
46	Tiedt, Hegeman	OLB	6-4	235	Jr./So.	Burlington, Wis. (Burlington)	86	Luke Benzschawel	TE
19	Torchio, John	S	6-1	197	Fr./Fr.	Lafayette, Calif. (Campolindo)	87	Quintez Cephus	WR
17	Van Ginkel, Andrew*	OLB	6-4	236	Sr./Sr.	Rock Valley, Iowa (Rock Valley/Iowa Western C.C.)	89	A.J. Abbott	WR
71	Van Lanen, Cole*	OL	6-5	311	Jr./So.	Green Bay, Wis. (Bay Port)	90	Connor Allen	P
15	Vanden Boom, Danny	QB	6-5	212	So./Fr.	Kimberly, Wis. (Kimberly)	90	Isaiah Mullens	DE
27	Volpentesta, Cristian	CB	5-9	184	Jr./So.	Highland Park, Ill. (Highland Park)	91	Bryson Williams	NT
69	Vopal, Aaron	DE	6-6	300	So./Fr.	De Pere, Wis. (De Pere)	92	Matt Henningsen	DE
30	Wanner, Coy	FB	6-3	248	So./Fr.	Green Bay, Wis. (Preble)	93	Garrett Rand	DE
25	Watson, Nakia	RB	5-11	231	Fr./Fr.	Austin, Texas (Westlake)	94	Boyd Dietzen	DE
18	Wilder, Collin	S	5-10	195	Jr./Jr.	Katy, Texas (Katy/Houston)	96	Conor Schlichting	P
5	Wildgoose, Rachad	CB	5-11	193	Fr./Fr.	Miramar, Fla. (Miami Northwestern)	97	Isaiahh Loudermilk	DE
91	Williams, Bryson	NT	6-2	301	Fr./Fr.	Lincoln, Neb. (Southeast)	98	Kraig Howe	DE
21	Williams, Caesar	CB	6-0	185	Jr./So.	Grand Prairie, Texas (South)	98	Collin Larsh	K
2	Wolf, Chase	QB	6-1	189	Fr./Fr.	Cincinnati, Ohio (Saint Xavier)	99	Olive Sagapolu	NT

* - letters won | # - indicates fifth-year senior

PRONUNCIATION GUIDE

57	Michael Balistreri	bal-eh-STREH-ree	41	Jack Eschenbach	ESCH-en-bock	31	Tyler Mais	("mace")
56	Zack Baun	BONN	27	Rafael Gaglianone	HA-fy-el / GAH-glee-ah-no-nee	85	Zander Neuville	NEV-ell
66	Beau Benzschawel	BEN-shawl	34	C.J. Goetz	("gets")	52	David Pfaff	FOFF
47	Luke Benzschawel	BEN-shawl	50	Izayah Green-May	eye-ZAY-ah ("Isaiah")	74	Gunnar Roberge	ROW-berge
61	Tyler Biadasz	bee-AH-dish	13	Mike Gregoire	GREG-or-ee	38	P.J. Rosowski	ruh-ZOW-skee
24	Travian Blaylock	TRAY-vee-en	37	Garrett Groshek	GROW-sheck	21	Mark Saari	("sorry")
26	Eric Burrell	buh-REL	10	Isaac Guerendo	grr-EN-doh	99	Olive Sagapolu	oh-LEE-vay / SONG-ah-poe-loo
87	Quintez Cephus	SEE-fuss	89	Deron Harrell	da-RON HAIR-ell	23	Mason Stokke	STAH-kee
37	Ethan Cesarz	SEE-zars	20	Faion Hicks	FAY-on	32	Marty Strey	(rhymes with "eye")
44	John Chenal	sha-NELL	39	Zach Hintze	HINTS	30	Coy Wanner	WAH-ner
1	Aron Cruickshank	CROOK-shank	12	Alex Hornibrook	HORN-ee-brook	25	Nakia Watson	na-KEY-ah
63	Michael Deiter	DEE-ter	75	Micah Kapoi	kah-POY			

CAREER STATISTICS

90 CONNOR ALLEN

■ P ▪ Sr./Jr. ▪ 6-0 ▪ 172
New Berlin, Wis. (Brookfield East)

ALLEN CAREER PUNTING STATISTICS

Year	GP/GS	Punts	Yds	Avg	In-20	Lg
Redshirt season						
2016	14/0	0	0	0.0	0	0
2017	14/0	4	160	40.0	2	48
2018	3/0	0	0	0.0	0	0
Totals	31/0	4	160	40.0	2	48

ALLEN CAREER GAME-BY-GAME PUNTING

2017	P	Yds	Avg	Lg	Blk	TB	FC	50+	I20
Indiana	3	122	40.7	48	0	0	1	0	1
Minnesota	1	38	38.0	38	0	0	1	0	1

ALLEN CAREER HIGHS

Punts: 3 at Indiana, Nov. 4, 2017
Punting Yards: 122 at Indiana, Nov. 4, 2017
Punting Average: 40.7 at Indiana, Nov. 4, 2017
Long Punt: 48 at Indiana, Nov. 4, 2017

56 ZACK BAUN

■ OLB ▪ Sr./Jr. ▪ 6-3 ▪ 230
Brown Deer, Wis. (Brown Deer)

BAUN CAREER DEFENSIVE STATISTICS

Year	G/S	UT	AT	Tot	TFL-Yd	Sk-Yd	FF	FR	INT	PD
Redshirt season										
2016	12/0	9	6	15	3.5-18	0.0-0	1	0	0	0
Did not play (injury)										
2018	3/3	10	4	14	1.5-3	0.0-0	0	0	0	0
Tot.	15/3	19	10	29	5.0-21	0.0-0	1	0	0	0

BAUN CAREER GAME-BY-GAME

2016	UT	AT	Tot	TFL-Y	Sk-Y	FF	FR	INT	PD
vs LSU	1	0	1	0.0-0	0.0-0	0	0-0	0-0	0
Akron	1	1	2	1.0-1	0.0-0	0	0-0	0-0	0
Georgia State	1	0	1	1.0-11	0.0-0	1	0-0	0-0	0
Michigan State	2	0	2	0.0-0	0.0-0	0	0-0	0-0	0
Michigan	1	1	2	0.5-0	0.0-0	0	0-0	0-0	0
Ohio State	3	3	6	1.0-6	0.0-0	0	0-0	0-0	0
Nebraska	0	0	0	0.0-0	0.0-0	0	0-0	0-0	0
Northwestern	0	0	0	0.0-0	0.0-0	0	0-0	0-0	0
Illinois	0	0	0	0.0-0	0.0-0	0	0-0	0-0	0
Minnesota	0	0	0	0.0-0	0.0-0	0	0-0	0-0	0
vs Penn State	0	1	1	0.0-0	0.0-0	0	0-0	0-0	0
vs W. Mich.	0	0	0	0.0-0	0.0-0	0	0-0	0-0	0
2018	UT	AT	Tot	TFL-Y	Sk-Y	FF	FR	INT	PD
W. Kentucky	5	0	5	0.0-0	0.0-0	0	0-0	0-0	0
New Mexico	3	3	6	0.5-1	0.0-0	0	0-0	0-0	0
BYU	2	1	3	1.0-2	0.0-0	0	0-0	0-0	0

BAUN CAREER HIGHS

Tackles: 6 (2x) MR vs. New Mexico, Sept. 8, 2018
Tackles for Loss: 1.0 (4x) MR vs. BYU, Sept. 15, 2018
Sacks: --
Interceptions: --
Passes Defended: --

55 CHRISTIAN BELL

■ OLB ▪ Jr./So. ▪ 6-4 ▪ 247
Birmingham, Ala. (Hoover/Alabama)

BELL CAREER DEFENSIVE STATISTICS

Year	G/S	UT	AT	Tot	TFL-Yd	Sk-Yd	FF	FR	INT	PD
Redshirt season										
2017	8/0	2	0	2	1.0-14	1.0-14	1	0	0	0
2018	3/0	0	0	0	0.0-0	0.0-0	0	0	0	1
Tot.	11/0	2	0	2	1.0-14	1.0-14	1	0	0	1

BELL CAREER GAME-BY-GAME

2017	UT	AT	Tot	TFL-Y	Sk-Y	FF	FR	INT	PD
Utah State	1	0	1	0.0-0	0.0-0	0	0-0	0-0	0
BYU	1	0	1	1.0-14	1.0-14	1	0-0	0-0	0
Maryland	0	0	0	0.0-0	0.0-0	0	0-0	0-0	0
Illinois	0	0	0	0.0-0	0.0-0	0	0-0	0-0	0
Indiana	0	0	0	0.0-0	0.0-0	0	0-0	0-0	0
Michigan	0	0	0	0.0-0	0.0-0	0	0-0	0-0	0

Minnesota	0	0	0	0.0-0	0.0-0	0	0-0	0-0	0
Miami	0	0	0	0.0-0	0.0-0	0	0-0	0-0	0
2018	UT	AT	Tot	TFL-Y	Sk-Y	FF	FR	INT	PD
W. Kentucky	0	0	0	0.0-0	0.0-0	0	0-0	0-0	0
New Mexico	0	0	0	0.0-0	0.0-0	0	0-0	0-0	0
BYU	0	0	0	0.0-0	0.0-0	0	0-0	0-0	1

BELL CAREER HIGHS

Tackles: 1 (2x) MR at BYU, Sept. 16, 2017
Tackles for Loss: 1.0 at BYU, Sept. 16, 2017
Sacks: 1.0 at BYU, Sept. 16, 2017
Passes Defended: 1.0 vs. BYU, Sept. 15, 2018

86 LUKE BENZSCHAWEL

■ TE ▪ Jr./So. ▪ 6-6 ▪ 247
Grafton, Wis. (Grafton)

BENZSCHAWEL CAREER RECEIVING STATISTICS

Year	GP/GS	Rec	Yds	TD	Y/C	LG
Redshirt season						
2017	5/0	0	0	0	0.0	0
2018	1/1	0	0	0	0.0	0
Totals	6/1	0	0	0	0.0	0

BENZSCHAWEL CAREER GAME-BY-GAME

2017	Rushing				Receiving			
	Att	Yds	TD	Lg	Rec	Yds	TD	Lg
Utah State	0	0	0	0	0	0	0	0
Fla. Atlantic	0	0	0	0	0	0	0	0
BYU	0	0	0	0	0	0	0	0
Nebraska	0	0	0	0	0	0	0	0
Miami	0	0	0	0	0	0	0	0
2018	Att	Yds	TD	Lg	Rec	Yds	TD	Lg
W. Kentucky	0	0	0	0	0	0	0	0

BENZSCHAWEL CAREER HIGHS

Receptions: --
Receiving Yards: --
Receiving TDs: --
Long Reception: --

26 TRAVIAN BLAYLOCK

■ CB ▪ Fr./Fr. ▪ 5-11 ▪ 183
Humble, Texas (Atascocita)

BLAYLOCK CAREER DEFENSIVE STATISTICS

Year	G/S	UT	AT	Tot	TFL-Yd	Sk-Yd	FF	FR	INT	PD
2018	3/0	0	0	0	0.0-0	0.0-0	0	0	0	0
Tot.	3/0	0	0	0	0.0-0	0.0-0	0	0	0	0

BLAYLOCK CAREER GAME-BY-GAME

2018	UT	AT	Tot	TFL-Y	Sk-Y	FF	FR	INT	PD
W. Kentucky	0	0	0	0.0-0	0.0-0	0	0-0	0-0	0
New Mexico	0	0	0	0.0-0	0.0-0	0	0-0	0-0	0
BYU	0	0	0	0.0-0	0.0-0	0	0-0	0-0	0

BLAYLOCK CAREER HIGHS

Tackles: --
Tackles for Loss: --
Sacks: --
Interceptions: --
Passes Defended: --

13 EVAN BONDOC

■ S ▪ Sr./Sr. ▪ 6-1 ▪ 199
Madison, Wis. (Edgewood)

BONDOC CAREER DEFENSIVE STATISTICS

Year	G/S	UT	AT	Tot	TFL-Yd	Sk-Yd	FF	FR	INT	PD
Redshirt season										
2015	1/0	0	0	0	0.0-0	0.0-0	0	0	0	0
2016	9/0	1	0	1	0.0-0	0.0-0	0	0	0	0
2017	14/0	4	3	7	0.0-0	0.0-0	0	0	0	0
2018	3/0	0	0	0	0.0-0	0.0-0	0	0	0	0
Tot.	27/0	5	3	8	0.0-0	0.0-0	0	0	0	0

BONDOC CAREER GAME-BY-GAME

2015	UT	AT	Tot	TFL-Y	Sk-Y	FF	FR	INT	PD
Hawaii	0	0	0	0.0-0	0.0-0	0	0-0	0-0	0
2016	UT	AT	Tot	TFL-Y	Sk-Y	FF	FR	INT	PD
Akron	0	0	0	0.0-0	0.0-0	0	0-0	0-0	0
Ohio State	0	0	0	0.0-0	0.0-0	0	0-0	0-0	0
Iowa	0	0	0	0.0-0	0.0-0	0	0-0	0-0	0
Nebraska	0	0	0	0.0-0	0.0-0	0	0-0	0-0	0
Northwestern	0	0	0	0.0-0	0.0-0	0	0-0	0-0	0
Illinois	0	0	0	0.0-0	0.0-0	0	0-0	0-0	0
Purdue	1	0	1	0.0-0	0.0-0	0	0-0	0-0	0
Minnesota	0	0	0	0.0-0	0.0-0	0	0-0	0-0	0
vs Penn State	0	0	0	0.0-0	0.0-0	0	0-0	0-0	0
2017	UT	AT	Tot	TFL-Y	Sk-Y	FF	FR	INT	PD
Utah State	2	0	2	0.0-0	0.0-0	0	0-0	0-0	0
Fla. Atlantic	0	0	0	0.0-0	0.0-0	0	0-0	0-0	0
BYU	1	0	1	0.0-0	0.0-0	0	0-0	0-0	0
N'western	0	0	0	0.0-0	0.0-0	0	0-0	0-0	0
Nebraska	1	0	1	0.0-0	0.0-0	0	0-0	0-0	0
Purdue	0	0	0	0.0-0	0.0-0	0	0-0	0-0	0
Maryland	0	0	0	0.0-0	0.0-0	0	0-0	0-0	0
Illinois	0	0	0	0.0-0	0.0-0	0	0-0	0-0	0
Indiana	0	0	0	0.0-0	0.0-0	0	0-0	0-0	0
Iowa	0	1	1	0.0-0	0.0-0	0	0-0	0-0	0
Michigan	0	0	0	0.0-0	0.0-0	0	0-0	0-0	0
Minnesota	0	1	1	0.0-0	0.0-0	0	0-0	0-0	0
vs Ohio State	0	0	0	0.0-0	0.0-0	0	0-0	0-0	0
Miami	0	1	1	0.0-0	0.0-0	0	0-0	0-0	0
2018	UT	AT	Tot	TFL-Y	Sk-Y	FF	FR	INT	PD
W. Kentucky	0	0	0	0.0-0	0.0-0	0	0-0	0-0	0
New Mexico	0	0	0	0.0-0	0.0-0	0	0-0	0-0	0
BYU	0	0	0	0.0-0	0.0-0	0	0-0	0-0	0

BONDOC CAREER HIGHS

Tackles: 2 vs. Utah State, Sept. 1, 2017
Tackles for Loss: --

25 ERIC BURRELL

■ S ▪ Jr./So. ▪ 6-0 ▪ 191
Severn, Md. (McDonogh School)

BURRELL CAREER DEFENSIVE STATISTICS

Year	G/S	UT	AT	Tot	TFL-Yd	Sk-Yd	FF	FR	INT	PD
2017	14/0	4	2	6	0.0-0	0.0-0	0	0	0	0
2018	3/0	1	2	3	0.0-0	0.0-0	1	0	0	0
Tot.	17/0	5	4	9	0.0-0	0.0-0	1	0	0	1

BURRELL CAREER GAME-BY-GAME

2017	UT	AT	Tot	TFL-Y	Sk-Y	FF	FR	INT	PD
Utah State	1	1	2	0.0-0	0.0-0	0	0-0	0-0	0
Fla. Atlantic	0	0	0	0.0-0	0.0-0	0	0-0	0-0	0
BYU	0	0	0	0.0-0	0.0-0	0	0-0	0-0	0
N'western	0	0	0	0.0-0	0.0-0	0	0-0	0-0	0
Nebraska	0	0	0	0.0-0	0.0-0	0	0-0	0-0	0
Purdue	0	0	0	0.0-0	0.0-0	0	0-0	0-0	0
Maryland	0	0	0	0.0-0	0.0-0	0	0-0	0-0	0
Illinois	0	0	0	0.0-0	0.0-0	0	0-0	0-0	0
Indiana	1	0	1	0.0-0	0.0-0	0	0-0	0-0	0
Iowa	1	0	1	0.0-0	0.0-0	0	0-0	0-0	1
Michigan	0	0	0	0.0-0	0.0-0	0	0-0	0-0	0
Minnesota	1	1	2	0.0-0	0.0-0	0	0-0	0-0	0
vs Ohio State	0	0	0	0.0-0	0.0-0	0	0-0	0-0	0
Miami	0	0	0	0.0-0	0.0-0	0	0-0	0-0	0
2018	UT	AT	Tot	TFL-Y	Sk-Y	FF	FR	INT	PD
W. Kentucky	1	0	1	0.0-0	0.0-0	1	0-0	0-0	0
New Mexico	0	2	2	0.0-0	0.0-0	0	0-0	0-0	0
BYU	0	0	0	0.0-0	0.0-0	0	0-0	0-0	0

BURRELL CAREER HIGHS

Tackles: 2 (3x) MR vs. New Mexico, Sept. 8, 2018
Tackles for Loss: --
Sacks: --
Interceptions: --
Passes Defended: 1 vs. Iowa, Nov. 11, 2017

4 DONTÉ BURTON

■ CB ▪ Fr./Fr. ▪ 5-10 ▪ 181
Loganville, Ga. (Loganville)

BURTON CAREER DEFENSIVE STATISTICS

Year	G/S	UT	AT	Tot	TFL-Yd	Sk-Yd	FF	FR	INT	PD
2018	1/0	1	0	1	0.0-0	0.0-0	0	0	0	0
Tot.	1/0	1	0	1	0.0-0	0.0-0	0	0	0	0

BURTON CAREER GAME-BY-GAME

2018	UT	AT	Tot	TFL-Y	Sk-Y	FF	FR	INT	PD
W. Kentucky	1	0	1	0.0-0	0.0-0	0	0-0	0-0	0

BURTON CAREER HIGHS

Tackles: 1 vs. Western Kentucky, Aug. 31, 2018
Tackles for Loss: --
Sacks: --
Interceptions: --
Passes Defended: --

87 QUINTEZ CEPHUS

■ WR ▪ Jr./Jr. ▪ 6-1 ▪ 207
Macon, Ga. (Stratford Academy)

CEPHUS CAREER RUSHING STATISTICS

Year	GP/GS	Att	Yds	TD	Y/C	LG
2016	14/5	5	41	0	8.2	20
2017	9/8	4	5	0	1.2	4
Totals	23/13	9	46	0	5.1	20

CEPHUS CAREER RECEIVING STATISTICS

Year	GP/GS	Rec	Yds	TD	Y/C	LG
2016	14/5	4	94	0	23.5	57
2017	9/8	30	501	6	16.7	61
Totals	23/13	34	595	6	17.5	61

CEPHUS CAREER GAME-BY-GAME

	Rushing			Receiving		
	Att	Yds	TD	Rec	Yds	TD
vs LSU	0	0	0	0	0	0
Akron	0	0	0	1	10	0
Georgia State	0	0	0	0	0	0
Michigan State	0	0	0	0	0	0
Michigan	0	0	0	0	0	0
Ohio State	0	0	0	0	0	0
Iowa	0	0	0	1	57	0

Nebraska	0	0	0	0	0	0	0
Northwestern	0	0	0	0	0	0	0
Illinois	0	0	0	0	0	0	0
Purdue	2	10	0	8	1	5	0
Minnesota	0	0	0	0	1	22	0
vs Penn State	1	-3	0	-3	0	0	0
vs W. Mich.	2	34	0	20	0	0	0

2017	Rushing				Receiving			
	Att	Yds	TD	Lg	Rec	Yds	TD	Lg
Utah State	0	0	0	0	3	33	1	21
Fla. Atlantic	0	0	0	0	2	47	0	34
BYU	0	0	0	0	5	54	2	16
N'western	1	-3	0	-3	4	99	0	61
Nebraska	0	0	0	0	4	68	1	31
Purdue	0	0	0	0	5	100	1	41
Maryland	1	2	0	2	2	45	0	30
Illinois	2	6	0	4	3	31	0	13
Indiana	0	0	0	0	2	24	1	16

CEPHUS CAREER HIGHS

Rush Attempts: 2 (3x) MR at Illinois, Oct. 28, 2017
Rush Yards: 34 vs. W. Michigan, Jan. 2, 2017
Long Rush: 20 vs. W. Michigan, Jan. 2, 2017
Receptions: 5 (2x) MR vs. Purdue, Oct. 14, 2017
Receiving Yards: 100 vs. Purdue, Oct. 14, 2017
Receiving TDs: 2 at BYU, Sept. 16, 2017
Long Reception: 61 vs. N'western, Sept. 30, 2017

17 JACK COAN

■ QB ▪ So./So. ▪ 6-3 ▪ 211
Sayville, N.Y. (Sayville)

COAN CAREER PASSING STATISTICS

Year	G/S	C	A	Int	Yds	TD	Pct	Lg	Effic
2017	6/0	5	5	0	36	0	1.00	11	160.5
Tot.	6/0	5	5	0	36	0	1.00	11	160.5

COAN CAREER GAME-BY-GAME PASSING

2017	Start	Att	Cmp	Int	Pct	Yards	TD	Effic
Utah State	0	0	0	0	.000	0	0	0.0
Fla. Atlantic	1	1	0	1.00	6	0	150.4	
BYU	0	0	0	.000	0	0	0.0	
Nebraska	0	0	0	.000	0	0	0.0	
Indiana	2	2	0	1.000	12	0	150.4	
Minnesota	2	2	0	1.000	18	0	175.6	

COAN CAREER HIGHS

Completions: 2 (2x) MR at Minnesota, Nov. 25, 2017
Attempts: 2 (2x) MR at Minnesota, Nov. 25, 2017
Yards: 18 at Minnesota, Nov. 25, 2017
Touchdowns: --
Interceptions: --
Long Pass: 11 at Minnesota, Nov. 25, 2017

31 MADISON CONE

■ CB ▪ So./So. ▪ 5-9 ▪ 176
Kernersville, N.C. (East Forsyth)

CONE CAREER DEFENSIVE STATISTICS

Year	G/S	UT	AT	Tot	TFL-Yd	Sk-Yd	FF	FR	INT	PD
2017	9/0	0	1	1	0.0-0	0.0-0	0	0	0	1
2018	3/0	5	0	5	0.0-0	0.0-0	0	0	1	2
Tot.	12/0	5	1	6	0.0-0	0.0-0	0	0	1	3

CONE CAREER GAME-BY-GAME

2017	UT	AT	Tot	TFL-Y	Sk-Y	FF	FR	INT	PD
Utah State	0	0	0	0.0-0	0.0-0	0	0-0	0-0	0
BYU	0	0	0	0.0-0	0.0-0	0	0-0	0-0	0
N'Western	0	0	0	0.0-0	0.0-0	0	0-0	0-0	0
Maryland	0	0	0	0.0-0	0.0-0	0	0-0	0-0	0
Illinois	0	0	0	0.0-0	0.0-0	0	0-0	0-0	0
Indiana	0	0	0	0.0-0	0.0-0	0	0-0	0-0	0
Iowa	0	0	0	0.0-0	0.0-0	0	0-0	0-0	0
Minnesota	0	1	1	0.0-0	0.0-0	0	0-0	0-0	0
Miami	0	0	0	0.0-0	0.0-0	0	0-0	0-0	1
2018	UT	AT	Tot	TFL-Y	Sk-Y	FF	FR	INT	PD
W. Kentucky	1	0	1	0.0-0	0.0-0	0	0-0	0-0	0
New Mexico	1	0	1	0.0-0	0.0-0	0	0-0	1-2	2
BYU	3	0	3	0.0-0	0.0-0	0	0-0	0-0	0

CONE CAREER HIGHS

Tackles: 3 vs. BYU, Sept. 15, 2018
Tackles for Loss: --
Interceptions: 1 vs. New Mexico, Sept. 8, 2018
Passes Defended: 2 vs. New Mexico, Sept. 8, 2018

43 RYAN CONNELLY

■ ILB ▪ Sr./Sr. ▪ 6-3 ▪ 237
Eden Prairie, Minn. (Eden Prairie)

CONNELLY CAREER DEFENSIVE STATISTICS

Year	G/S	UT	AT	Tot	TFL-Yd	Sk-Yd	FF	FR	INT	PD
2015	13/0	8	7	15	1.0-3	0.0-0	0	0	0	0
2016	14/8	36	23	59	7.0-11	0.0-0	0	1	1	4
2017	14/6	57	31	88	11.0-63	3.0-36	1	1	1	2
2018	3/3	10	6	16	3.5-8	1.0-5	0	0	0	0
Tot.	44/17	111	67	178	22.5-85	4.0-41	1	2	2	6

CONNELLY CAREER GAME-BY-GAME

2015	UT	AT	Tot	TFL-Y	Sk-Y	FF	FR	INT	PD
vs Alabama	0	1	1	0.0-0	0.0-0	0	0-0	0-0	0
Miami (Ohio)	0	3	3	0.5-1	0.0-0	0	0-0	0-0	0
Troy	0	0	0	0.0-0	0.0-0	0	0-0	0-0	0
Hawai'i	0	1	1	0.0-0	0.0-0	0	0-0	0-0	0
Iowa	0	0	0	0.0-0	0.0-0	0	0-0	0-0	0
Nebraska	1	0	1	0.0-0	0.0-0	0	0-0	0-0	0
Purdue	0	1	1	0.0-0	0.0-0	0	0-0	0-0	0
Illinois	0	0	0	0.0-0	0.0-0	0	0-0	0-0	0
Rutgers	3	1	4	0.5-2	0.0-0	0	0-0	0-0	0
Maryland	0	0	0	0.0-0	0.0-0	0	0-0	0-0	0
Northwestern	0	0	0	0.0-0	0.0-0	0	0-0	0-0	0
Minnesota	0	0	0	0.0-0	0.0-0	0	0-0	0-0	0
vs USC	4	0	4	0.0-0	0.0-0	0	0-0	0-0	0

2016	UT	AT	Tot	TFL-Y	Sk-Y	FF	FR	INT	PD
vs LSU	4	3	7	0.0-0	0.0-0	0	0-0	0-0	0
Akron	1	0	1	0.0-0	0.0-0	0	0-0	0-0	0
Georgia State	0	0	0	0.0-0	0.0-0	0	0-0	0-0	0
Michigan State	2	1	3	0.0-0	0.0-0	0	0-0	0-0	0
Michigan	0	0	0	0.0-0	0.0-0	0	0-0	0-0	0
Ohio State	0	0	0	0.0-0	0.0-0	0	0-0	0-0	0
Iowa	1	0	1	0.0-0	0.0-0	0	0-0	0-0	1
Nebraska	7	4	11	2.0-2	0.0-0	0	0-0	0-0	2

CRUICKSHANK GAME-BY-GAME RUSH/RECEIVE

2018	Rushing			Receiving				
	Att	Yds	TD	Lg	Rec	Yds	TD	Lg
W. Kentucky	0	0	0	0	0	0	0	0
New Mexico	1	11	0	11	0	0	0	0
BYU	0	0	0	0	0	0	0	0

CRUICKSHANK GAME-BY-GAME KICK RETURNS

2018	Ret	Yds	TD	Avg	Lg
	W. Kentucky	1	30	0	30.0
New Mexico	2	32	0	16.0	16
BYU	4	84	0	21.0	24

CRUICKSHANK CAREER HIGHS

Receptions:	--
Receiving Yards:	--
Receiving TDs:	--
Long Reception:	--
Kick Returns:	4 vs. BYU, Sept. 15, 2018
Kick Return Yds:	84 vs. BYU, Sept. 15, 2018
Long Kick Ret.:	30 vs. Western Kentucky, Aug. 31, 2018

10 SETH CURRENS

■ S • Jr./So. • 6-3 • 206
Pickerington, Ohio (Central)

CURRENS CAREER DEFENSIVE STATISTICS

Year	G/S	UT	AT	Tot	TFL-Yd	Sk-Yd	FF	FR	INTPD
2017	14/0	0	1	1	0.0-0	0.0-0	0	0	0
2018	3/0	1	1	2	0.0-0	0.0-0	0	0	0
Tot.	17/0	1	2	3	0.0-0	0.0-0	0	0	0

CURRENS CAREER GAME-BY-GAME

2017	UT	AT	Tot	TFL-Y	Sk-Y	FF	FR	INTPD
Utah State	0	0	0	0.0-0	0.0-0	0	0	0
Fla. Atlantic	0	1	1	0.0-0	0.0-0	0	0	0
BYU	0	0	0	0.0-0	0.0-0	0	0	0
N'western	0	0	0	0.0-0	0.0-0	0	0	0
Nebraska	0	0	0	0.0-0	0.0-0	0	0	0
Purdue	0	0	0	0.0-0	0.0-0	0	0	0
Maryland	0	0	0	0.0-0	0.0-0	0	0	0
Illinois	0	0	0	0.0-0	0.0-0	0	0	0
Indiana	0	0	0	0.0-0	0.0-0	0	0	0
Iowa	0	0	0	0.0-0	0.0-0	0	0	0
Michigan	0	0	0	0.0-0	0.0-0	0	0	0
Minnesota	0	0	0	0.0-0	0.0-0	0	0	0
vs Ohio State	0	0	0	0.0-0	0.0-0	0	0	0
Miami	0	0	0	0.0-0	0.0-0	0	0	0
2018	UT	AT	Tot	TFL-Y	Sk-Y	FF	FR	INTPD
W. Kentucky	1	0	1	0.0-0	0.0-0	0	0	0
New Mexico	0	1	1	0.0-0	0.0-0	0	0	0
BYU	0	0	0	0.0-0	0.0-0	0	0	0

CURRENS CAREER HIGHS

Tackles:	1 (3x) MR vs. New Mexico, Sept. 8, 2018
Tackles for Loss:	--
Sacks:	--
Interceptions:	--
Passes Defended:	--

6 DANNY DAVIS

■ WR • So./So. • 6-0 • 196
Springfield, Ohio (Springfield)

DAVIS CAREER RUSHING STATISTICS

Year	GP/GS	Att	Yds	TD	Y/C	LG
2017	12/3	3	9	0	3.0	5
2018	1/1	0	0	0	0.0	0
Totals	13/4	3	9	0	3.0	5

DAVIS CAREER RECEIVING STATISTICS

Year	GP/GS	Rec	Yds	TD	Y/C	LG
2017	12/3	26	418	5	16.1	50
2018	1/1	4	40	0	10.0	18
Totals	13/4	30	458	5	15.3	50

DAVIS CAREER GAME-BY-GAME

2017	Rushing			Receiving				
	Att	Yds	TD	Lg	Rec	Yds	TD	Lg
Utah State	0	0	0	0	0	0	0	0
Fla. Atlantic	1	1	0	1	1	35	0	35
BYU	0	0	0	0	2	67	0	50
N'western	0	0	0	0	3	50	1	32
Nebraska	0	0	0	0	0	0	0	0
Purdue	1	3	0	3	1	8	0	8

Indiana	0	0	0	0	1	10	0	10
Iowa	0	0	0	0	4	74	0	28
Michigan	0	0	0	0	1	27	0	27
Minnesota	0	0	0	0	5	41	1	10
vs Ohio State	1	5	0	5	3	50	0	33
Miami	0	0	0	0	5	56	3	20
2018	Att	Yds	TD	Lg	Rec	Yds	TD	Lg
BYU	0	0	0	0	4	40	0	18

DAVIS CAREER HIGHS

Rush Attempts:	1 (3x) MR vs. Ohio State, Dec. 2, 2017
Rush Yards:	5 vs. Ohio State, Dec. 2, 2017
Rush TDs:	--
Long Rush:	5 vs. Ohio State, Dec. 2, 2017
Receptions:	5 (2x) MR at Miami, Dec. 30, 2017
Receiving Yards:	74 vs. Iowa, Nov. 11, 2017
Receiving TDs:	3 at Miami, Dec. 30, 2017
Long Reception:	50 at BYU, Sept. 16, 2017

28 TAIWAN DEAL

■ RB • Sr.#/Sr. • 6-1 • 221
Capitol Heights, Md. (DeMatha)

DEAL CAREER RUSHING STATISTICS

Year	GP/GS	Att	Yds	TD	Y/C	LG
Redshirt season						
2015	10/2	117	503	6	4.3	17
2016	6/1	32	164	0	5.1	12
2017	Did not play (injury)					
2018	3/0	23	125	2	5.4	16
Totals	19/3	172	792	8	4.6	17

DEAL CAREER RECEIVING STATISTICS

Year	GP/GS	Rec	Yds	TD	Y/C	LG
Redshirt season						
2015	10/2	1	4	0	4.0	4
2016	6/1	0	0	0	0.0	0
2017	Did not play (injury)					
2018	3/0	1	10	0	10.0	10
Totals	19/3	2	14	0	7.0	10

DEAL CAREER GAME-BY-GAME

2015	Rushing			Receiving				
	Att	Yds	TD	Lg	Rec	Yds	TD	Lg
vs Alabama	6	14	0	4	1	4	0	4
Miami (Ohio)	14	45	2	9	0	0	0	0
Troy	16	84	0	13	0	0	0	0
Hawai'i	26	147	2	17	0	0	0	0
Iowa	15	59	0	10	0	0	0	0
Nebraska	4	8	0	5	0	0	0	0
Maryland	9	42	0	14	0	0	0	0
Northwestern	3	6	0	6	0	0	0	0
Minnesota	22	90	2	13	0	0	0	0
vs. USC	2	8	0	4	0	0	0	0
2016	Att	Yds	TD	Lg	Rec	Yds	TD	Lg
vs LSU	1	2	0	2	0	0	0	0
Akron	12	58	0	12	0	0	0	0
Georgia State	7	34	0	10	0	0	0	0
Illinois	6	41	0	11	0	0	0	0
Purdue	4	20	0	9	0	0	0	0
vs W. Mich.	2	9	0	9	0	0	0	0
2018	Att	Yds	TD	Lg	Rec	Yds	TD	Lg
W. Kentucky	8	53	0	16	1	10	0	10
New Mexico	9	57	0	15	0	0	0	0
BYU	6	15	2	5	0	0	0	0

DEAL CAREER HIGHS

Rush Attempts:	26 vs. Hawai'i, Sept. 26, 2015
Rush Yards:	147 vs. Hawai'i, Sept. 26, 2015
Rush TDs:	2 (4x) MR vs. BYU, Sept. 15, 2018
Long Rush:	17 vs. Hawai'i, Sept. 26, 2015
Receptions:	1 (2x) MR vs. W. Kentucky, Aug. 31, 2018
Receiving Yards:	10 vs. Western Kentucky, Aug. 31, 2018
Receiving TDs:	--
Long Reception:	10 vs. Western Kentucky, Aug. 31, 2018

14 D'COTA DIXON

■ S • Sr.#/Sr. • 5-10 • 198
Oak Hill, Fla. (New Smyrna Beach)

DIXON CAREER DEFENSIVE STATISTICS

Year	G/S	UT	AT	Tot	TFL-Yd	Sk-Yd	FF	FR	INTPD
2014	3/0	0	3	3	0.0-0	0.0-0	0	0	0
2015	13/0	11	5	16	0.0-0	0.0-0	0	0	1
2016	14/14	32	28	60	2.5-15	1.0-9	1	1	4
2017	12/9	34	21	55	3.5-18	1.5-10	1	0	1
2018	3/3	11	7	18	1.5-3	0.0-0	0	0	1
Tot.	45/26	88	64	152	7.5-36	2.5-19	2	1	5

DIXON CAREER GAME-BY-GAME

2014	UT	AT	Tot	TFL-Y	Sk-Y	FF	FR	INTPD
vs LSU	0	0	0	0.0-0	0.0-0	0	0	0
Western Ill.	0	3	3	0.0-0	0.0-0	0	0	0
Bowling Green	0	0	0	0.0-0	0.0-0	0	0	0
2015	UT	AT	Tot	TFL-Y	Sk-Y	FF	FR	INTPD
vs Alabama	5	4	9	0.0-0	0.0-0	0	0	0
Miami (Ohio)	0	1	1	0.0-0	0.0-0	0	0	0
Troy	0	0	0	0.0-0	0.0-0	0	0	0
Hawai'i	0	0	0	0.0-0	0.0-0	0	0	0
Iowa	0	0	0	0.0-0	0.0-0	0	0	0
Nebraska	1	0	1	0.0-0	0.0-0	0	0	0
Purdue	0	0	0	0.0-0	0.0-0	0	0	0
Illinois	0	0	0	0.0-0	0.0-0	0	0	0
Rutgers	1	0	1	0.0-0	0.0-0	0	0	0
Maryland	1	0	1	0.0-0	0.0-0	0	0	0
Northwestern	1	1	2	0.0-0	0.0-0	0	0	0
Minnesota	1	0	1	0.0-0	0.0-0	0	0	0
vs USC	1	0	1	0.0-0	0.0-0	0	0	0
2016	UT	AT	Tot	TFL-Y	Sk-Y	FF	FR	INTPD
vs LSU	0	1	1	0.0-0	0.0-0	0	0	1-0
Akron	0	1	1	0.0-0	0.0-0	0	0	0
Georgia State	2	1	3	0.0-0	0.0-0	0	0	0
Michigan State	4	3	7	1.0-9	1.0-9	1	0	0
Michigan	2	2	4	0.0-0	0.0-0	0	0	2
Ohio State	5	4	9	0.5-5	0.0-0	0		

DUNN CAREER PUNT RETURN STATISTICS

Year	GP/GS	Ret	Yds	TD	Avg	LG
Redshirt season						
2016		0	0	0	0.0	0
2017	8/0	0	0	0	0.0	0
2018	3/0	1	10	0	10.0	10
Totals	11/0	1	10	0	10.0	10

DUNN CAREER GAME-BY-GAME RUSH/RECEIVE

Year	Rushing				Receiving			
	Att	Yds	TD	Lg	Rec	Yds	TD	Lg
Utah State	0	0	0	0	0	0	0	0
Fla. Atlantic	0	0	0	0	0	0	0	0
Purdue	0	0	0	0	0	0	0	0
Maryland	0	0	0	0	0	0	0	0
Indiana	0	0	0	0	0	0	0	0
Iowa	0	0	0	0	0	0	0	0
Minnesota	0	0	0	0	0	0	0	0
vs Ohio State	0	0	0	0	0	0	0	0

Year	Rushing				Receiving			
	Att	Yds	TD	Lg	Rec	Yds	TD	Lg
W. Kentucky	0	0	0	0	1	20	0	20
New Mexico	0	0	0	0	0	0	0	0
BYU	0	0	0	0	0	0	0	0

DUNN GAME-BY-GAME PUNT RETURNS

Year	Ret	Yds	TD	Avg	Lg
BYU	1	10	0	10.0	10

DUNN CAREER HIGHS

Rush Attempts: --
 Rush Yards: --
 Rush TDs: --
 Long Rush: --
 Receptions: 1 vs. Western Kentucky, Aug. 31, 2018
 Receiving Yards: 20 vs. Western Kentucky, Aug. 31, 2018
 Receiving TDs: --
 Long Reception: 20 vs. Western Kentucky, Aug. 31, 2018

53 T.J. EDWARDS

■ ILB ▪ Sr./Sr. ▪ 6-1 ▪ 242

Lake Villa, Ill. (Lakes Community)

EDWARDS CAREER DEFENSIVE STATISTICS

Year	G/S	UT	AT	Tot	TFL-Yd	Sk-Yd	FF	FR	INT	PTD
Redshirt season										
2014										
2015	13/13	41	43	84	6.5-11	0.0-0	1	0	0	4
2016	13/12	48	41	89	8.5-34	3.0-24	1	0	3	5
2017	14/14	53	28	81	11.0-32	2.0-11	0	0	4	11
2018	3/3	8	6	14	2.5-5	0.0-0	0	0	0	0
Tot.	43/42	150	118	268	28.5-82	5.0-35	2	0	7	20

EDWARDS CAREER GAME-BY-GAME

Year	UT	AT	Tot	TFL-Y	Sk-Y	FF	FR	INT	PTD
vs Alabama	6	6	12	1.0-2	0.0-0	0	0-0	0-0	0
Miami (Ohio)	1	1	2	0.0-0	0.0-0	0	0-0	0-0	0
Troy	2	2	4	0.5-1	0.0-0	0	0-0	0-0	0
Hawai'i	2	2	4	0.0-0	0.0-0	0	0-0	0-0	1
Iowa	3	4	7	0.0-0	0.0-0	0	0-0	0-0	0
Nebraska	5	4	9	0.0-0	0.0-0	0	0-0	0-0	0
Purdue	7	9	16	1.5-2	0.0-0	1	0-0	0-0	0
Illinois	2	2	4	1.5-4	0.0-0	0	0-0	0-0	2
Rutgers	1	2	3	0.0-0	0.0-0	0	0-0	0-0	0
Maryland	3	2	5	0.0-0	0.0-0	0	0-0	0-0	0
Northwestern	2	6	8	1.0-1	0.0-0	0	0-0	0-0	0
Minnesota	4	2	6	0.0-0	0.0-0	0	0-0	0-0	0
vs. USC	3	1	4	1.0-0	0.0-0	0	0-0	0-0	0
2016	UT	AT	Tot	TFL-Y	Sk-Y	FF	FR	INT	PTD
Akron	1	1	2	1.0-1	1.0-1	0	0-0	0-0	0
Georgia State	6	5	11	1.0-2	0.0-0	0	0-0	0-0	0
Michigan State	0	4	4	0.0-0	0.0-0	0	0-0	1-0	1
Michigan	7	4	11	0.0-0	0.0-0	0	0-0	0-0	0
Ohio State	5	4	9	0.0-0	0.0-0	0	0-0	0-0	0
Iowa	2	5	7	0.0-0	0.0-0	0	0-0	0-0	1
Nebraska	5	1	6	0.0-0	0.0-0	0	0-0	0-0	0
Northwestern	4	2	6	1.5-9	1.0-8	0	0-0	0-0	1
Illinois	2	3	5	2.0-3	0.0-0	0	0-0	0-0	0
Purdue	3	0	3	1.0-15	1.0-15	0	0-0	1-0	1
Minnesota	8	3	11	2.0-4	0.0-0	0	0-0	0-0	0
vs Penn State	1	3	4	0.0-0	0.0-0	0	0-0	0-0	0
vs W. Mich.	4	6	10	0.0-0	0.0-0	1	0-0	1-0	1
2017	UT	AT	Tot	TFL-Y	Sk-Y	FF	FR	INT	PTD
Utah State	5	2	7	1.0-1	0.0-0	0	0-0	1-7	3
Fla. Atlantic	4	2	6	2.0-3	1.0-1	0	0-0	0-0	0
BYU	0	1	1	0.0-0	0.0-0	0	0-0	1-2	0
N'western	4	2	6	0.5-1	0.0-0	0	0-0	0-0	0
Nebraska	6	3	9	0.0-0	0.0-0	0	0-0	0-0	0
Purdue	4	0	4	1.0-4	0.0-0	0	0-0	0-0	0

Maryland	3	2	5	0.0-0	0.0-0	0	0-0	1-54	1
Illinois	1	1	2	1.0-4	0.0-0	0	0-0	0-0	0
Indiana	3	1	4	0.0-0	0.0-0	0	0-0	0-0	1
Iowa	2	3	5	0.5-0	0.0-0	0	0-0	1-0	1
Michigan	7	4	11	2.5-12	1.0-10	0	0-0	0-0	1
Minnesota	6	1	7	2.5-7	0.0-0	0	0-0	0-0	0
vs Ohio State	5	3	8	0.0-0	0.0-0	0	0-0	0-0	1
Miami	3	3	6	0.0-0	0.0-0	0	0-0	0-0	0

Year	UT	AT	Tot	TFL-Y	Sk-Y	FF	FR	INT	PTD
W. Kentucky	5	2	7	1.0-2	0.0-0	0	0-0	0-0	0
New Mexico	2	2	4	0.0-0	0.0-0	0	0-0	0-0	0
BYU	1	2	3	1.5-3	0.0-0	0	0-0	0-0	0

EDWARDS CAREER HIGHS

Tackles: 16 vs. Purdue, Oct. 17, 2015
 Tackles for Loss: 2.5 (2x) MR at Minnesota, Nov. 25, 2017
 Sacks: 1.0 (5x) MR vs. Michigan, Nov. 18, 2017
 Interceptions: 1 (7x) MR vs. Iowa, Nov. 11, 2017
 Passes Defended: 3 vs. Utah State, Sept. 1, 2017

84 JAKE FERGUSON

■ TE ▪ So./Fr. ▪ 6-5 ▪ 239

Madison, Wis. (Memorial)

FERGUSON CAREER RECEIVING STATISTICS

Year	GP/GS	Rec	Yds	TD	Y/C	LG
Redshirt season						
2017						
2018	3/0	8	108	0	9.4	27
Totals	3/0	8	108	0	9.4	27

FERGUSON GAME-BY-GAME RUSH/RECEIVE

Year	Rushing				Receiving			
	Att	Yds	TD	Lg	Rec	Yds	TD	Lg
W. Kentucky	0	0	0	0	4	43	0	11
New Mexico	0	0	0	0	1	4	0	4
BYU	0	0	0	0	3	61	0	27

FERGUSON CAREER HIGHS

Receptions: 4 vs. Western Kentucky, Aug. 31, 2018
 Receiving Yards: 61 vs. BYU, Sept. 15, 2018
 Receiving TDs: --
 Long Reception: 27 vs. BYU, Sept. 15, 2018

27 RAFAEL GAGLIANONE

■ K ▪ Sr./Sr. ▪ 5-11 ▪ 238

Sao Paulo, Brazil
 (Chattanooga (Tenn.) Baylor)

GAGLIANONE CAREER KICKING STATISTICS

Year	G/S	FGM	FGA	FG%	Lg	PAT	PAT%
2014	13/0	19	22	.864	51	59-61	.967
2015	13/0	18	27	.667	49	40-40	1.000
2016	3/0	7	8	.875	48	10-10	1.000
2017	14/0	16	18	.889	52	59-59	1.000
2018	3/0	3	4	.750	42	13-13	1.000
Tot.	46/0	63	79	.797	52	181-183	.989

GAGLIANONE CAREER GAME-BY-GAME

Year	Field Goals				Kickoffs				PAT
	M-A	Lg	Bk	No	Yds	Avg	TB	OB	
vs LSU	1-1	51	0	0	0	0.0	0	0	3-3
Western Ill.	0-1	0	0	2	120	60.0	0	0	5-5
Bowling Green	2-2	43	0	0	0	0.0	0	0	8-9
South Florida	2-2	24	0	0	0	0.0	0	0	3-3
at N'western	0-1	0	0	0	0	0.0	0	0	2-2
Illinois	1-2	44	0	0	0	0.0	0	0	5-5
Maryland	1-1	36	0	0	0	0.0	0	0	6-6
at Rutgers	3-3	46	0	0	0	0.0	0	0	4-4
at Purdue	2-2	31	0	0	0	0.0	0	0	4-4
Nebraska	1-1	26	0	0	0	0.0	0	0	8-8
at Iowa	2-2	50	0	0	0	0.0	0	0	2-3
Minnesota	2-2	38	0	0	0	0.0	0	0	4-4
vs Auburn	2-2	29	0	0	0	0.0	0	0	4-4
2015	M-A	Lg	Bk	No	Yds	Avg	TB	OB	M-A
vs Alabama	1-2	43	0	0	0	0.0	0	0	2-2
Miami (Ohio)	3-3	38	0	0	0	0.0	0	0	5-5
Troy	0-1	0	0	0	0	0.0	0	0	4-4
Hawai'i	0-1	0	0	0	0	0.0	0	0	4-4
Iowa	2-3	46	0	0	0	0.0	0	0	0-0
Nebraska	3-5	46	0	0	0	0.0	0	0	2-2
Purdue	1-2	28	1	0	0	0.0	0	0	3-3
Illinois	1-1	26	0	0	0	0.0	0	0	3-3
Rutgers	2-2	49	0	0	0	0.0	0	0	6-6
Maryland	1-2	28	0	0	0	0.0	0	0	3-3

Northwestern	0-0	0	0	0	0	0.0	0	0	1-1
Minnesota	1-2	46	0	0	0	0.0	0	0	4-4
vs. USC	3-3	33	0	0	0				

GREEN-MAY CAREER GAME-BY-GAME

2018	UT	AT	Tot	TFL-Y	Sk-Y	FF	FR	INT	PD
W. Kentucky	0	0	0	0.0-0	0.0-0	0	0-0	0-0	0
New Mexico	0	0	0	0.0-0	0.0-0	0	0-0	0-0	0
BYU	0	0	0	0.0-0	0.0-0	0	0-0	0-0	0

GREEN-MAY CAREER HIGHS

Tackles: --
 Tackles for Loss: --
 Sacks: --
 Passes Defended: --

37 GARRETT GROSHEK

■ RB ■ Jr./So. ■ 5-11 ■ 218
 Amherst Junction, Wis. (Amherst)

GROSHEK CAREER RUSHING STATISTICS

Year	GP/GS	Att	Yds	TD	Y/C	Lg
2016						
Redshirt season						
2017	14/0	61	297	2	4.9	27
2018	3/0	10	69	6.0	6.9	31
Totals	17/0	71	366	2	5.2	31

GROSHEK CAREER RECEIVING STATISTICS

Year	GP/GS	Rec	Yds	TD	Y/C	Lg
2016						
Redshirt season						
2017	14/0	4	40	0	10.0	17
2018	3/0	6	79	1	13.2	43
Totals	17/0	510	119	1	11.9	43

GROSHEK CAREER GAME-BY-GAME

Year	Rushing			Receiving				
	Att	Yds	TD	Lg	Rec	Yds	TD	Lg
2017								
Utah State	2	29	1	23	0	0	0	0
Fla. Atlantic	5	10	0	7	1	6	0	6
BYU	9	43	0	9	0	0	0	0
N'western	0	0	0	0	0	0	0	0
Nebraska	1	7	0	7	0	0	0	0
Purdue	2	32	0	18	0	0	0	0
Maryland	5	47	0	20	0	0	0	0
Illinois	12	51	1	18	0	0	0	0
Indiana	9	23	0	9	1	7	0	7
Iowa	2	8	0	5	0	0	0	0
Michigan	4	7	0	7	0	0	0	0
Minnesota	5	40	0	27	0	0	0	0
vs Ohio State	1	(-3)	0	(-3)	2	27	0	17
Miami	4	3	0	3	0	0	0	0
2018								
W. Kentucky	1	3	0	3	1	43	1	43
New Mexico	3	21	0	14	1	7	0	7
BYU	6	45	0	31	4	29	0	11

GROSHEK CAREER HIGHS

Rushing Attempts: 12 at Illinois, Oct. 28, 2017
 Rushing Yards: 51 at Illinois, Oct. 28, 2017
 Rushing TDs: 1 (2x) MR at Illinois, Oct. 28, 2017
 Long Rush: 31 vs. BYU, Sept. 15, 2018
 Receptions: 4 vs. BYU, Sept. 15, 2018
 Receiving Yards: 43 vs. Western Kentucky, Aug. 31, 2018
 Receiving TDs: 1 vs. Western Kentucky, Aug. 31, 2018
 Long Reception: 43 vs. Western Kentucky, Aug. 31, 2018

8 DERON HARRELL

■ CB ■ So./Fr. ■ 6-2 ■ 182
 Denver, Colo. (East)

HARRELL CAREER DEFENSIVE STATISTICS

Year	G/S	UT	AT	Tot	TFL-Yd	Sk-Yd	FF	FR	INT	PD
2017										
Redshirt season										
2018	3/0	0	0	0	0.0-0	0.0-0	0	0	0	0
Tot.	3/0	0	0	0	0.0-0	0.0-0	0	0	0	0

HARRELL CAREER GAME-BY-GAME

2018	UT	AT	Tot	TFL-Y	Sk-Y	FF	FR	INT	PD
W. Kentucky	0	0	0	0.0-0	0.0-0	0	0-0	0-0	0
New Mexico	0	0	0	0.0-0	0.0-0	0	0-0	0-0	0
BYU	0	0	0	0.0-0	0.0-0	0	0-0	0-0	0

HARRELL CAREER HIGHS

Tackles: --
 Tackles for Loss: --
 Sacks: --
 Interceptions: --
 Passes Defended: --

92 MATT HENNINGSSEN

■ DE ■ So./Fr. ■ 6-3 ■ 277
 Menomonee Falls, Wis.
 (Menomonee Falls)

HENNINGSSEN CAREER DEFENSIVE STATISTICS

Year	G/S	UT	AT	Tot	TFL-Yd	Sk-Yd	FF	FR	INT	PD
2017										
Redshirt season										
2018	3/0	2	6	8	1.0-1	0.0-0	0	0	0	0
Tot.	3/0	2	6	8	1.0-1	0.0-0	0	0	0	0

HENNINGSSEN CAREER GAME-BY-GAME

2018	UT	AT	Tot	TFL-Y	Sk-Y	FF	FR	INT	PD
W. Kentucky	1	3	4	0.0-0	0.0-0	0	0-0	0-0	0
New Mexico	1	1	2	1.0-1	0.0-0	0	0-0	0-0	0
BYU	0	2	2	0.0-0	0.0-0	0	0-0	0-0	0

HENNINGSSEN CAREER HIGHS

Tackles: 4 vs. Western Kentucky, Aug. 31, 2018
 Tackles for Loss: 1.0 vs. New Mexico, Sept. 8, 2018
 Sacks: --
 Passes Defended: --

20 FAION HICKS

■ CB ■ So./Fr. ■ 5-10 ■ 184
 Miami, Fla. (Flanagan)

HICKS CAREER DEFENSIVE STATISTICS

Year	G/S	UT	AT	Tot	TFL-Yd	Sk-Yd	FF	FR	INT	PD
2017										
Redshirt season										
2018	3/3	5	4	9	0.0-0	0.0-0	0	0	1	3
Tot.	3/3	5	4	9	0.0-0	0.0-0	0	0	1	3

HICKS CAREER GAME-BY-GAME

2018	UT	AT	Tot	TFL-Y	Sk-Y	FF	FR	INT	PD
W. Kentucky	2	1	3	0.0-0	0.0-0	0	0-0	1-0	1
New Mexico	0	1	1	0.0-0	0.0-0	0	0-0	0-0	1
BYU	3	2	5	0.0-0	0.0-0	0	0-0	0-0	1

HICKS CAREER HIGHS

Tackles: 5 vs. BYU, Sept. 15, 2018
 Tackles for Loss: --
 Sacks: --
 Interceptions: 1 vs. Western Kentucky, Aug. 31, 2018
 Passes Defended: 1 (3x) MR vs. BYU, Sept. 15, 2018

39 ZACH HINTZE

■ K ■ Sr./Jr. ■ 6-0 ■ 186
 Fond du Lac, Wis. (St. Mary's Springs)

HINTZE CAREER KICKOFF STATISTICS

Year	G/S	No.	Yards	Avg.
2015				
Redshirt season				
2016				
Did not play				
2017	13/0	79	5061	64.1
2018	3/0	19	1232	64.8
Tot.	16/0	98	6293	64.2

HINTZE CAREER KICKING STATISTICS

Year	G/S	FGM	FGA	FG%	Lg	PAT	PAT%
2015							
Redshirt season							
2016							
Did not play							
2017	13/0	0	0	.000	0	0-0	.000
2018	3/0	0	0	.000	0	0-0	.000
Tot.	16/0	0	0	.000	0	0-0	.000

HINTZE CAREER GAME-BY-GAME KICKING

Year	Field Goals			Kickoffs			PAT		
	M-A	Lg	Bk	No	Yds	Avg	TB	OB	M-A
2017									
Fla. Atlantic	0-0	0	0	6	382	63.7	4	0	0-0
BYU	0-0	0	0	7	455	65.0	4	0	0-0
Northwestern	0-0	0	0	6	390	65.0	6	0	0-0
Nebraska	0-0	0	0	7	447	63.9	5	0	0-0
Purdue	0-0	0	0	4	256	64.0	3	0	0-0
Maryland	0-0	0	0	7	446	63.0	4	0	0-0
Illinois	0-0	0	0	4	260	65.0	4	0	0-0
Indiana	0-0	0	0	8	504	63.0	3	1	0-0
Iowa	0-0	0	0	7	444	63.0	4	0	0-0
Michigan	0-0	0	0	5	320	64.0	3	0	0-0
Minnesota	0-0	0	0	6	389	64.0	5	0	0-0
vs Ohio State	0-0	0	0	5	325	65.0	5	0	0-0
Miami	0-0	0	0	7	443	63.3	4	0	0-0

2018	M-A	Lg	Bk	No	Yds	Avg	TB	OB	M-A	PAT
W. Kentucky	0-0	0	0	7	455	65.0	7	0	0-0	
New Mexico	0-0	0	0	8	517	64.6	6	0	0-0	
BYU	0-0	0	0	4	260	65.0	4	0	0-0	

HINTZE CAREER HIGHS

FG Made: --
 FG Attempted: --
 Long FG: --
 PAT Made: --
 PAT Attempted: --
 Kickoffs: 8 (2x) MR vs. New Mexico, Sept. 8, 2018
 Kickoff Yards: 517 vs. New Mexico, Sept. 8, 2018
 Kickoff Average: 65.0 (6x) MR vs. BYU, Sept. 15, 2018
 Touchbacks: 7 vs. Western Kentucky, Aug. 31, 2018

12 ALEX HORNIBROOK

■ QB ■ Sr./Jr. ■ 6-4 ■ 219
 West Chester, Pa. (Malvern Prep)

HORNIBROOK CAREER PASSING STATISTICS

Year	G/S	C	A	Int	Yds	TD	Pct	Lg	Effic
2015									
Redshirt season									
2016	12/9	106	181	7	1262	9	.586	57	125.8
2017	14/14	198	318	15	2644	25	.623	61	148.6
2018	3/3	43	68	2	595	3	.632	44	145.4
Tot.	29/26	329	539	22	4311	37	.610	61	141.0

HORNIBROOK CAREER GAME-BY-GAME PASSING

2016	Start	Att	Cmp	Int	Pct	Yards	TD	Effic
Akron		5	5	0	1.000	61	1	268.5
Georgia St.		12	8	1	.667	122	1	162.9
Michigan St.	*	26	16	1	.615	195	1	129.5
Michigan	*	25	9	3	.360	88	1	54.8
Ohio State	*	28	16	1	.571	214	1	126.0
Iowa	*	19	11	0	.579	197	0	145.0
Nebraska	*	16	10	1	.625	71	1	107.9
Northwestern	*	19	11	0	.579	92	0	98.6
Illinois	*	12	7	0	.583	85	1	145.3
Purdue	*	9	7	0	.778	89	1	197.5
Minnesota	*	8	4	0	.500	29	0	80.5
vs W. Mich.		2						

HOWE CAREER GAME-BY-GAME

2017	UT	AT	Tot	TFL-Y	Sk-Y	FF	FR	INT	PD
Utah State	1	0	1	0.0-0	0.0-0	0	0-0	0-0	0

HOWE CAREER HIGHS

Tackles: 1 vs. Utah State, Sept. 1, 2017
 Tackles for Loss: --
 Sacks: --
 Passes Defended: --

45 ALEC INGOLD

■ FB ■ Sr./Sr. ■ 6-2 ■ 242
 Green Bay, Wis. (Bay Port)

INGOLD CAREER RUSHING STATISTICS

Year	GP/GS	Att	Yds	TD	Y/C	LG
2015	10/0	49	131	6	2.7	26
2016	14/0	18	44	2	2.4	6
2017	14/0	10	25	3	2.5	5
2018	3/3	9	65	2	7.2	39
Totals	41/3	86	265	13	3.1	39

INGOLD CAREER RECEIVING STATISTICS

Year	GP/GS	Rec	Yds	TD	Y/C	LG
2015	10/0	0	0	0	0.0	0
2016	14/0	6	55	2	9.2	19
2017	14/0	3	37	1	12.3	18
2018	3/3	0	0	0	0.0	0
Totals	41/3	9	92	3	10.2	19

INGOLD CAREER GAME-BY-GAME

2015	Rushing			Receiving				
	Att	Yds	TD	Lg	Rec	Yds	TD	Lg
Hawai'i	7	60	0	26	0	0	0	0
Iowa	0	0	0	0	0	0	0	0
Nebraska	8	14	1	6	0	0	0	0
Purdue	9	19	2	7	0	0	0	0
Illinois	13	26	1	8	0	0	0	0
Rutgers	6	9	0	6	0	0	0	0
Maryland	3	-1	1	1	0	0	0	0
Northwestern	0	0	0	0	0	0	0	0
Minnesota	3	4	1	2	0	0	0	0
vs. USC	0	0	0	0	0	0	0	0

2016	Rushing			Receiving				
	Att	Yds	TD	Lg	Rec	Yds	TD	Lg
vs LSU	0	0	0	0	1	2	0	2
Akron	2	4	0	2	1	6	1	6
Georgia State	1	4	0	4	2	13	0	12
Michigan State	3	13	0	6	0	0	0	0
Michigan	1	2	0	2	0	0	0	0
Ohio State	0	0	0	0	0	0	0	0
Iowa	0	0	0	0	0	0	0	0
Nebraska	1	1	0	1	0	0	0	0
Northwestern	2	5	0	3	0	0	0	0
Illinois	3	8	0	3	1	15	0	15
Purdue	4	6	1	3	1	19	1	19
Minnesota	1	1	1	1	0	0	0	0
vs Penn State	0	0	0	0	0	0	0	0
vs W. Mich.	0	0	0	0	0	0	0	0

2017	Rushing			Receiving				
	Att	Yds	TD	Lg	Rec	Yds	TD	Lg
Utah State	0	0	0	0	1	11	0	11
Fla. Atlantic	1	5	0	0	0	0	0	0
BYU	2	7	0	5	1	8	0	0
N'western	0	0	0	0	0	0	0	0
Nebraska	0	0	0	0	0	0	0	0
Purdue	0	0	0	0	0	0	0	0
Maryland	1	1	0	1	0	0	0	0
Illinois	1	1	1	1	0	0	0	0
Indiana	4	6	2	2	1	18	1	18
Iowa	0	0	0	0	0	0	0	0
Michigan	0	0	0	0	0	0	0	0
Minnesota	0	0	0	0	0	0	0	0
vs Ohio State	1	5	0	5	0	0	0	0
Miami	0	0	0	0	0	0	0	0

2018	Rushing			Receiving				
	Att	Yds	TD	Lg	Rec	Yds	TD	Lg
W. Kentucky	4	16	0	16	0	0	0	0
New Mexico	4	47	1	39	0	0	0	0
BYU	1	2	1	2	0	0	0	0

INGOLD CAREER HIGHS

Rush Attempts: 13 vs. Illinois, Oct. 24, 2015
 Rush Yards: 60 vs. Hawai'i, Sept. 26, 2015
 Rush TDs: 2 (2x) at Indiana, Nov. 4, 2017
 Long Rush: 39 vs. New Mexico, Sept. 8, 2018
 Receptions: 2 vs. Georgia St., Sept. 17, 2016

Receiving Yards: 19 at Purdue, Nov. 19, 2016
 Receiving TDs: 1 (3x) MR at Indiana, Nov. 4, 2017
 Long Reception: 19 at Purdue, Nov. 19, 2016

5 CHRIS JAMES

■ RB ■ Sr./Sr. ■ 5-10 ■ 222
 Chicago, Ill. (Notre Dame Prep/Pittsburgh)

JAMES CAREER RUSHING STATISTICS

Year	GP/GS	Att	Yds	TD	Y/C	LG
2016						
Redshirt season						
2017	9/0	51	233	1	4.6	29
2018	2/0	8	39	0	4.9	9
Totals	11/0	59	272	1	4.6	29

JAMES CAREER RECEIVING STATISTICS

Year	GP/GS	Rec	Yds	TD	Y/C	LG
2016						
Redshirt season						
2017	9/0	5	36	0	7.2	17
2018	2/0	0	0	0	0.0	0
Totals	11/0	5	36	0	7.2	17

JAMES CAREER GAME-BY-GAME

2017	Rushing				Receiving			
	Att	Yds	TD	Lg	Rec	Yds	TD	Lg
Utah State	5	15	0	7	0	0	0	0
Fla. Atlantic	16	101	0	19	0	0	0	0
BYU	5	21	0	11	3	25	0	17
N'western	1	2	0	2	1	2	0	2
Nebraska	2	11	0	6	2	9	0	9
Iowa	3	18	0	11	0	0	0	0
Minnesota	7	51	0	29	0	0	0	0
vs Ohio State	5	6	1	3	0	0	0	0
Miami	7	10	0	6	0	0	0	0

JAMES CAREER HIGHS

Rushing Attempts: 16 vs. Fla. Atlantic, Sept. 9, 2017
 Rushing Yards: 101 vs. Fla. Atlantic, Sept. 9, 2017
 Rushing TDs: 1 vs. Ohio State, Dec. 2, 2017
 Long Rush: 29 at Minnesota, Nov. 25, 2017
 Receptions: 3 at BYU, Sept. 16, 2017
 Receiving Yards: 25 at BYU, Sept. 16, 2017
 Receiving TDs: --
 Long Reception: 16 at BYU, Sept. 16, 2017

59 TYLER JOHNSON

■ OLB ■ Sr./Jr. ■ 6-3 ■ 240
 Menasha, Wis. (Menasha)

JOHNSON CAREER DEFENSIVE STATISTICS

Year	G/S	UT	AT	Tot	TFL-Yd	Sk-Yd	FF	FR	INT	PD
2015										
Redshirt season										
2016	7/0	0	0	0	0.0-0	0.0-0	0	0-0	0	0
2017	14/0	6	2	8	2.0-10	1.0-5	2	0	0	0
2018	3/0	1	0	1	0.0-0	0.0-0	0	0	0	0
Tot.	24/0	7	2	9	2.0-10	1.0-5	2	0	0	0

JOHNSON CAREER GAME-BY-GAME

2016	UT			TFL-Y			Sk-Y			FF FR			INT PD		
	UT	AT	Tot	TFL-Y	Sk-Y	FF	FR	INT	PD						
vs LSU	0	0	0	0.0-0	0.0-0	0	0-0	0-0	0	0	0	0	0		
Akron	0	0	0	0.0-0	0.0-0	0	0-0	0-0	0	0	0	0	0		
Ohio State	0	0	0	0.0-0	0.0-0	0	0-0	0-0	0	0	0	0	0		
Iowa	0	0	0	0.0-0	0.0-0	0	0-0	0-0	0	0	0	0	0		
Northwestern	0	0	0	0.0-0	0.0-0	0	0-0	0-0	0	0	0	0	0		
Illinois	0	0	0	0.0-0	0.0-0	0	0-0	0-0	0	0	0	0	0		
Purdue	0	0	0	0.0-0	0.0-0	0	0-0	0-0	0	0	0	0	0		

2017	UT			TFL-Y			Sk-Y			FF FR			INT PD		
	UT	AT	Tot	TFL-Y	Sk-Y	FF	FR	INT	PD						
Utah State	1	1	2	0.0-0	0.0-0	0	0-0	0-0	0	0	0	0	0	0	
Fla. Atlantic	0	0	0	0.0-0	0.0-0	0	0-0	0-0	0	0	0	0	0	0	
BYU	0	0	0	0.0-0	0.0-0	0	0-0	0-0	0	0	0	0	0	0	
N'western	0	0	0	0.0-0	0.0-0	0	0-0	0-0	0	0	0	0	0	0	
Nebraska	0	0	0	0.0-0	0.0-0	0	0-0	0-0	0	0	0	0	0	0	
Purdue	0	0	0	0.0-0	0.0-0	0	0-0	0-0	0	0	0	0	0	0	
Maryland	1	0	1	0.0-0	0.0-0	0	0-0	0-0	0	0	0	0	0	0	
Illinois	1	1	2	1.0-5	1.0-5	1	0-0	0-0	0	0	0	0	0	0	
Indiana	1	0	1	1.0-5	0.0-0	1	0-0	0-0	0	0	0	0	0	0	
Iowa	0	0	0	0.0-0	0.0-0	0	0-0	0-0	0	0	0	0	0	0	
Michigan	1	0	1	0.0-0	0.0-0	0	0-0	0-0	0	0	0	0	0	0	
Minnesota	1	0	1	0.0-0	0.0-0	0	0-0	0-0	0	0	0	0	0	0	
vs Ohio State	0	0	0	0.0-0	0.0-0	0	0-0	0-0	0	0	0	0	0	0	
Miami	0	0	0	0.0-0	0.0-0	0	0-0	0-0	0	0	0	0	0	0	

2018	UT	AT	Tot	TFL-Y	Sk-Y	FF	FR	INT	PD
W. Kentucky	1	0	1	0.0-0	0.0-0	0	0-0	0-0	0
New Mexico	0	0	0	0.0-0	0.0-0	0	0-0	0-0	0
BYU	0	0	0	0.0-0	0.0-0	0	0-0	0-0	0

JOHNSON CAREER HIGHS

Tackles: 2 (2x) MR at Illinois, Oct. 28, 2017
 Tackles for Loss: 1.0 (2x) MR at Indiana, Nov. 4, 2017
 Sacks: 1.0 at Illinois, Oct. 28, 2017
 Interceptions: --
 Passes Defended: --

24 ADAM KRUMHOLZ

■ WR ■ Jr./So. ■ 6-1 ■ 194
 Stoughton, Wis. (Stoughton)

2018	Rushing				Receiving			
	Att	Yds	TD	Lg	Rec	Yds	TD	Lg
W. Kentucky	0	0	0	0	0	0	0	0
New Mexico	0	0	0	0	0	0	0	0
BYU	0	0	0	0	0	0	0	0

LLOYD CAREER GAME-BY-GAME DEFENSE

2017	UT	AT	Tot	TFL-Y	Sk-Y	FF	FR	INT	PD
Maryland	0	0	0	0.0-0	0.0-0	0	0-0	0-0	0
Illinois	0	0	0	0.0-0	0.0-0	0	0-0	0-0	0
Indiana	1	0	1	0.0-0	0.0-0	0	0-0	0-0	0
Iowa	0	1	1	0.0-0	0.0-0	0	0-0	0-0	0
Michigan	0	0	0	0.0-0	0.0-0	0	0-0	0-0	0
Minnesota	0	0	0	0.0-0	0.0-0	0	0-0	0-0	0
vs Ohio State	0	0	0	0.0-0	0.0-0	0	0-0	0-0	0
Miami	0	1	1	0.0-0	0.0-0	0	0-0	0-0	0

LLOYD CAREER HIGHS

Rushing Attempts: --
 Rushing Yards: --
 Rushing TDs: --
 Long Rush: --
 Receptions: --
 Receiving Yards: --
 Receiving TDs: --
 Long Reception: --
 Tackles: 1 (3x) MR at Miami, Dec. 30, 2017

15 ANTHONY LOTTI

■ P ■ Jr./Sr. ■ 6-0 ■ 187
 Flowery Branch, Ga. (West Hall)

LOTTI CAREER PUNTING STATISTICS

Year	GP/GS	Punts	Yds	Avg	In-20	Lg
2016	12/0	51	1923	37.7	25	60
2017	14/0	57	2281	40.0	22	62
2018	3/0	9	384	42.7	5	63
Totals	29/0	117	4588	39.2	52	63

LOTTI CAREER GAME-BY-GAME PUNTING

2016	P	Yds	Avg	Lg	Blk	TB	FC	50+	I20
Akron	2	75	37.5	42	0	0	0	0	1
Georgia State	2	72	36.0	42	0	0	2	0	1
Michigan State	5	204	40.8	48	0	0	1	0	2
Michigan	5	174	34.8	40	0	0	0	0	2
Iowa	4	123	30.8	37	0	0	0	0	2
Nebraska	5	196	39.2	49	0	0	1	0	0
Northwestern	7	261	37.3	53	0	0	3	1	6
Illinois	4	148	37.0	46	0	0	1	0	2
Purdue	3	105	35.0	41	0	0	0	0	2
Minnesota	7	301	43.0	60	0	1	1	1	4
vs Penn State	4	139	34.8	39	0	0	2	0	2
vs W. Mich.	3	125	41.7	44	0	0	1	0	1

LOTTI CAREER HIGHS

Punts: 8 (2x) MR vs. Ohio State, Dec. 2, 2017
 Punting Yards: 359 vs. Ohio State, Dec. 2, 2017
 Punting Average: 46.5 at BYU, Sept. 16, 2017
 Long Punt: 63 vs. BYU, Sept. 15, 2018

97 ISAIAH LOUDERMILK

■ DE ■ Jr./So. ■ 6-7 ■ 300
 Howard, Kan. (West Elk)

LOUDERMILK CAREER DEFENSIVE STATISTICS

Year	G/S	UT	AT	Tot	TFL-Yd	Sk-Yd	FF	FR	INT	PD
2016										
Redshirt season										
2017	11/0	6	5	11	1.5-15	1.5-15	0	0	0	1
2018	2/1	2	1	3	0.0-0	0.0-0	0	0	0	0
Tot.	13/1	8	6	14	1.5-15	1.5-15	0	0	0	1

LOUDERMILK CAREER GAME-BY-GAME

2017	UT	AT	Tot	TFL-Y	Sk-Y	FF	FR	INT	PD
Utah State	2	1	3	1.0-5	1.0-5	0	0-0	0-0	0
Fla. Atlantic	0	0	0	0.0-0	0.0-0	0	0-0	0-0	0
BYU	1	1	2	0.0-0	0.0-0	0	0-0	0-0	0
N'western	0	1	1	0.5-10	0.5-10	0	0-0	0-0	0
Nebraska	0	0	0	0.0-0	0.0-0	0	0-0	0-0	0
Purdue	0	0	0	0.0-0	0.0-0	0	0-0	0-0	0
Iowa	1	0	1	0.0-0	0.0-0	0	0-0	0-0	0
Michigan	0	1	1	0.0-0	0.0-0	0	0-0	0-0	0
Minnesota	1	1	2	0.0-0	0.0-0	0	0-0	0-0	0
vs Ohio State	0	0	0	0.0-0	0.0-0	0	0-0	0-0	0
Miami	1	0	1	0.0-0	0.0-0	0	0-0	0-0	1

LOUDERMILK CAREER HIGHS

Tackles: 3 vs. Utah State, Sept. 1, 2017
 Tackles for Loss: 1.0 vs. Utah State, Sept. 1, 2017
 Sacks: 1.0 vs. Utah State, Sept. 1, 2017
 Interceptions: --
 Passes Defended: 1 at Miami, Dec. 30, 2017

76 KAYDEN LYLES

■ DE ■ So./Fr. ■ 6-3 ■ 323
 Madison, Wis. (Middleton)

LYLES CAREER DEFENSIVE STATISTICS

Year	G/S	UT	AT	Tot	TFL-Yd	Sk-Yd	FF	FR	INT	PD
2017										
Redshirt season										
2018	3/3	3	1	4	0.0-0	0.0-0	0	1	0	0
Tot.	3/3	3	1	4	0.0-0	0.0-0	0	1	0	0

LYLES CAREER GAME-BY-GAME

2018	UT	AT	Tot	TFL-Y	Sk-Y	FF	FR	INT	PD
W. Kentucky	2	0	2	0.0-0	0.0-0	0	0-0	0-0	0
New Mexico	1	1	2	0.0-0	0.0-0	0	1-0	0-0	0
BYU	0	0	0	0.0-0	0.0-0	0	0-0	0-0	0

LYLES CAREER HIGHS

Tackles: 2 (2x) MR vs. New Mexico, Sept. 8, 2018
 Tackles for Loss: --
 Sacks: --
 Interceptions: --
 Passes Defended: --

58 MIKE MASKALUNAS

■ ILB ■ Jr./So. ■ 6-3 ■ 229
 Long Grove, Ill. (Adlai E. Stevenson)

MASKALUNAS CAREER DEFENSIVE STATISTICS

Year	G/S	UT	AT	Tot	TFL-Yd	Sk-Yd	FF	FR	INT	PD
2016										
Redshirt season										
2017	13/0	6	5	11	1.0-14	0.0-0	0	1	0	0
2018	1/0	0	0	0	0.0-0	0.0-0	0	0	0	0
Tot.	14/0	6	5	11	1.0-14	0.0-0	0	1	0	0

MASKALUNAS CAREER GAME-BY-GAME

2017	UT	AT	Tot	TFL-Y	Sk-Y	FF	FR	INT	PD
Utah State	1	0	1	0.0-0	0.0-0	0	1-0	0-0	0
Fla. Atlantic	1	0	1	0.0-0	0.0-0	0	0-0	0-0	0
BYU	1	1	2	1.0-14	0.0-0	0	0-0	0-0	0
N'western	0	0	0	0.0-0	0.0-0	0	0-0	0-0	0
Nebraska	1	0	1	0.0-0	0.0-0	0	0-0	0-0	0
Purdue	0	0	0	0.0-0	0.0-0	0	0-0	0-0	0
Maryland	0	0	0	0.0-0	0.0-0	0	0-0	0-0	0
Indiana	2	0	2	0.0-0	0.0-0	0	0-0	0-0	0
Iowa	0	0	0	0.0-0	0.0-0	0	0-0	0-0	0
Michigan	0	0	0	0.0-0	0.0-0	0	0-0	0-0	0
Minnesota	1	2	3	0.0-0	0.0-0	0	0-0	0-0	0
vs Ohio State	0	0	0	0.0-0	0.0-0	0	0-0	0-0	0
Miami	0	1	1	0.0-0	0.0-0	0	0-0	0-0	0

2018	UT	AT	Tot	TFL-Y	Sk-Y	FF	FR	INT	PD
W. Kentucky	0	0	0	0.0-0	0.0-0	0	0-0	0-0	0

MASKALUNAS CAREER HIGHS

Tackles: 3 at Minnesota, Nov. 25, 2017
 Tackles for Loss: 1.0 at BYU, Sept. 16, 2017
 Sacks: --
 Interceptions: --
 Passes Defended: --

81 TAJ MUSTAPHA

■ WR ■ Fr./Fr. ■ 6-0 ■ 192
 Southfield, Mich. (West Bloomfield)

MUSTAPHA CAREER RECEIVING STATISTICS

Year	GP/GS	Rec	Yds	TD	Y/C	LG
2018	3/0	1	3	1	3.0	3
Totals	3/0	1	3	1	3.0	3

MUSTAPHA CAREER GAME-BY-GAME RUSH/RECEIVE

2018	Rushing				Receiving			
	Att	Yds	TD	Lg	Rec	Yds	TD	Lg
W. Kentucky	0	0	0	0	0	0	0	0
New Mexico	0	0	0	0	1	3	1	3
BYU	0	0	0	0	0	0	0	0

MUSTAPHA CAREER HIGHS

Receptions: 1 vs. New Mexico, Sept. 8, 2018
 Receiving Yards: 3 vs. New Mexico, Sept. 8, 2018
 Receiving TDs: 1 vs. New Mexico, Sept. 8, 2018
 Long Reception: 3 vs. New Mexico, Sept. 8, 2018

9 SCOTT NELSON

■ S ■ So./Fr. ■ 6-2 ■ 202
 Detroit, Mich. (Univ. of Detroit Jesuit)

NELSON CAREER DEFENSIVE STATISTICS

Year	G/S	UT	AT	Tot	TFL-Yd	Sk-Yd	FF	FR	INT	PD
2017										
Redshirt season										
2018	3/3	8	8	16	2.5-8	0.0-0	0	0	1	4
Tot.	3/3	8	8	16	2.5-8	0.0-0	0	0	1	4

NELSON CAREER GAME-BY-GAME

2018	UT	AT	Tot	TFL-Y	Sk-Y	FF	FR	INT	PD
W. Kentucky	5	2	7	1.0-3	0.0-0	0	0-0	0-0	2
New Mexico	2	2	4	0.0-0	0.0-0	0	0-0	1-22	1
BYU	1	4	5	1.5-5	0.0-0	0	0-0	0-0	1

NELSON CAREER HIGHS

Tackles: 7 vs. Western Kentucky, Aug. 31, 2018
 Tackles for Loss: 1.5 vs. BYU, Sept. 15, 2018
 Sacks: --
 Interceptions: 1 vs. New Mexico, Sept. 8, 2018
 Passes Defended: 2 vs. Western Kentucky, Aug. 31, 2018

85 ZANDER NEUVILLE

■ TE ■ Sr./Sr. ■ 6-5 ■ 252
 Waupaca, Wis. (Waupaca)

NEUVILLE CAREER RUSHING STATISTICS

Year	GP/GS	Att	Yds	TD	Y/C	LG
2014						
Redshirt season						
2015	13/0	0	0	0	0.0	0
2016	14/1	0	0	0	0.0	0
2017	12/11	0	0	0	0.0	0
2018	2/2	0	0	0	0.0	0
Totals	41/14	0				

NEUVILLE CAREER DEFENSIVE STATISTICS

Year	G/S	UT	AT	Tot	TFL-Yd	Sk-Yd	FF	FR	INT	PTD
2014										
Redshirt season										
2015	13/0	0	0	0	0.0-0	0.0-0	0	0	0	1
2016	14/1	0	0	0	0.0-0	0.0-0	0	0	0	0
2017	12/11	1	0	0	0.0-0	0.0-0	0	0	0	0
2018	2/2	0	0	0	0.0-0	0.0-0	0	0	0	0
Tot.	41/14	1	0	0	0.0-0	0.0-0	0	0	0	1

NEUVILLE CAREER GAME-BY-GAME RUSH/RECEIVE

Year	Rushing				Receiving			
	Att	Yds	TD	Lg	Rec	Yds	TD	Lg
2016								
vs LSU	0	0	0	0	0	0	0	0
Akron	0	0	0	0	0	0	0	0
Georgia State	0	0	0	0	0	0	0	0
Michigan State	0	0	0	0	0	0	0	0
Michigan	0	0	0	0	0	0	0	0
Ohio State	0	0	0	0	0	0	0	0
Iowa	0	0	0	0	0	0	0	0
Nebraska	0	0	0	0	0	0	0	0
Northwestern	0	0	0	0	0	0	0	0
Illinois	0	0	0	0	0	0	0	0
Purdue	0	0	0	0	0	0	0	0
Minnesota	0	0	0	0	0	0	0	0
vs Penn State	0	0	0	0	0	0	0	0
vs W. Mich	0	0	0	0	0	0	0	0
2017								
Utah State	0	0	0	0	1	28	1	28
Fla. Atlantic	0	0	0	0	2	5	0	5
BYU	0	0	0	0	0	0	0	0
N'western	0	0	0	0	0	0	0	0
Nebraska	0	0	0	0	0	0	0	0
Purdue	0	0	0	0	0	0	0	0
Maryland	0	0	0	0	2	23	1	15
Illinois	0	0	0	0	1	12	0	12
Indiana	0	0	0	0	0	0	0	0
Iowa	0	0	0	0	1	9	0	9
Michigan	0	0	0	0	1	2	0	2
Minnesota	0	0	0	0	0	0	0	0
2018								
New Mexico	0	0	0	0	1	3	0	3
BYU	0	0	0	0	0	0	0	0

NEUVILLE CAREER GAME-BY-GAME DEFENSE

Year	UT	AT	Tot	TFL-Y	Sk-Y	FF	FR	INT	PTD
2015									
vs Alabama	0	0	0	0.0-0	0.0-0	0	0-0	0-0	0
Miami (Ohio)	0	0	0	0.0-0	0.0-0	0	0-0	0-0	1
Troy	0	0	0	0.0-0	0.0-0	0	0-0	0-0	0
Hawai'i	0	0	0	0.0-0	0.0-0	0	0-0	0-0	0
Iowa	0	0	0	0.0-0	0.0-0	0	0-0	0-0	0
Nebraska	0	0	0	0.0-0	0.0-0	0	0-0	0-0	0
Purdue	0	0	0	0.0-0	0.0-0	0	0-0	0-0	0
Illinois	0	0	0	0.0-0	0.0-0	0	0-0	0-0	0
Rutgers	0	0	0	0.0-0	0.0-0	0	0-0	0-0	0
Maryland	0	0	0	0.0-0	0.0-0	0	0-0	0-0	0
Northwestern	0	0	0	0.0-0	0.0-0	0	0-0	0-0	0
Minnesota	0	0	0	0.0-0	0.0-0	0	0-0	0-0	0
vs. USC	0	0	0	0.0-0	0.0-0	0	0-0	0-0	0
2016									
vs. LSU	0	0	0	0.0-0	0.0-0	0	0-0	0-0	0
Akron	0	0	0	0.0-0	0.0-0	0	0-0	0-0	0
Georgia State	0	0	0	0.0-0	0.0-0	0	0-0	0-0	0
Michigan State	0	0	0	0.0-0	0.0-0	0	0-0	0-0	0
Michigan	0	0	0	0.0-0	0.0-0	0	0-0	0-0	0
Ohio State	0	0	0	0.0-0	0.0-0	0	0-0	0-0	0
Iowa	0	0	0	0.0-0	0.0-0	0	0-0	0-0	0
Nebraska	0	0	0	0.0-0	0.0-0	0	0-0	0-0	0
Northwestern	0	0	0	0.0-0	0.0-0	0	0-0	0-0	0
Illinois	0	0	0	0.0-0	0.0-0	0	0-0	0-0	0
Purdue	0	0	0	0.0-0	0.0-0	0	0-0	0-0	0
Minnesota	0	0	0	0.0-0	0.0-0	0	0-0	0-0	0
vs Penn State	0	0	0	0.0-0	0.0-0	0	0-0	0-0	0
vs W. Mich.	0	0	0	0.0-0	0.0-0	0	0-0	0-0	0

NEUVILLE CAREER HIGHS

Receptions: 2 (2x) MR vs. Maryland, Oct. 21, 2017
 Receiving Yards: 28 vs. Utah State, Sept. 1, 2017
 Receiving TDs: 1 (2x) MR vs. Maryland, Oct. 21, 2017
 Long Reception: 28 vs. Utah State, Sept. 1, 2017
 Tackles: 1 vs. Fla. Atlantic, Sept 9, 2017
 Tackles for Loss: --
 Sacks: --
 Passes Defended: 1 vs. Miami (Ohio), Sept. 13, 2015

54 CHRIS ORR

■ ILB ■ Sr./Jr. ■ 6-0 ■ 232
 DeSoto, Texas (DeSoto)

ORR CAREER DEFENSIVE STATISTICS

Year	G/S	UT	AT	Tot	TFL-Yd	Sk-Yd	FF	FR	INT	PTD
2015	10/6	24	22	46	2.0-11	0.5-5	0	1	0	2
2016	1/1	0	0	0	0.0-0	0.0-0	0	0	0	0
2017	12/8	20	16	36	3.0-12	2.0-11	0	0	1	2
2018	3/0	5	3	8	0.0-0	0.0-0	0	1	0	0
Tot.	26/15	49	41	90	5.0-23	2.5-16	0	2	1	4

ORR CAREER GAME-BY-GAME

Year	UT	AT	Tot	TFL-Y	Sk-Y	FF	FR	INT	PTD
2015									
vs Alabama	0	2	2	0.0-0	0.0-0	0	0-0	0-0	0
Miami (Ohio)	1	3	4	0.0-0	0.0-0	0	0-0	0-0	1
Troy	11	3	14	1.0-5	0.0-0	0	0-0	0-0	1
Hawai'i	3	1	4	0.0-0	0.0-0	0	0-0	0-0	0
Iowa	4	4	8	0.0-0	0.0-0	0	0-0	0-0	0
Nebraska	1	2	3	0.0-0	0.0-0	0	0-0	0-0	0
Purdue	3	4	7	0.5-5	0.5-5	0	0-0	0-0	0
Illinois	0	2	2	0.0-0	0.0-0	0	1-0	0-0	0
Minnesota	1	0	1	0.0-0	0.0-0	0	0-0	0-0	0
vs. USC	0	1	1	0.5-1	0.0-0	0	0-0	0-0	0
2016									
vs LSU	0	0	0	0.0-0	0.0-0	0	0-0	0-0	0
2017									
Utah State	4	3	7	0.0-0	0.0-0	0	0-0	0-0	0
Fla. Atlantic	6	2	8	1.0-3	1.0-3	0	0-0	0-0	0
BYU	1	1	2	0.0-0	0.0-0	0	0-0	0-0	0
N'western	3	4	7	1.0-8	1.0-8	0	0-0	0-0	0
Nebraska	1	1	2	0.0-0	0.0-0	0	0-0	1-78	0
Purdue	0	0	0	0.0-0	0.0-0	0	0-0	0-0	1
Maryland	2	0	2	0.0-0	0.0-0	0	0-0	0-0	0
Illinois	3	4	7	1.0-1	0.0-0	0	0-0	0-0	0
Indiana	0	0	0	0.0-0	0.0-0	0	0-0	0-0	0
Minnesota	0	1	1	0.0-0	0.0-0	0	0-0	0-0	0
vs Ohio State	0	0	0	0.0-0	0.0-0	0	0-0	0-0	0
Miami	0	0	0	0.0-0	0.0-0	0	0-0	0-0	0
2018									
W. Kentucky	3	2	5	0.0-0	0.0-0	0	1-0	0-0	0
New Mexico	2	1	3	0.0-0	0.0-0	0	0-0	0-0	0
BYU	0	0	0	0.0-0	0.0-0	0	0-0	0-0	0

ORR CAREER HIGHS

Tackles: 14 vs. Troy, Sept. 19, 2015
 Tackles for Loss: 2.0 at Illinois, Oct. 28, 2017
 Sacks: 1.0 (3x) MR at Illinois, Oct. 28, 2017
 Interceptions: 1 at Nebraska, Oct. 7, 2017
 Passes Defended: 1 (3x) MR vs. Purdue, Oct. 14, 2017

49 KYLE PENNISTON

■ TE ■ Sr./Jr. ■ 6-4 ■ 243
 Orange, Calif. (Mater Dei)

PENNISTON CAREER RUSHING STATISTICS

Year	GP/GS	Att	Yds	TD	Y/C	LG
2015						
Redshirt season						
2016	12/3	0	0	0	0.0	0
2017	14/9	0	0	0	0.0	0
2018	3/2	0	0	0	0.0	0
Totals	29/14	0	0	0	0.0	0

PENNISTON CAREER RECEIVING STATISTICS

Year	GP/GS	Rec	Yds	TD	Y/C	LG
2015						
Redshirt season						
2016	12/3	6	102	2	17.0	54
2017	14/9	7	56	1	8.0	14
2018	3/2	1	4	0	4.0	4
Totals	29/14	14	162	3	12.2	54

PENNISTON CAREER GAME-BY-GAME

Year	Rushing				Receiving			
	Att	Yds	TD	Lg	Rec	Yds	TD	Lg
2016								
vs LSU	0	0	0	0	0	0	0	0
Akron	0	0	0	0	0	0	0	0
Georgia State	0	0	0	0	3	35	1	29
Michigan State	0	0	0	0	0	0	0	0
Michigan	0	0	0	0	0	0	0	0
Iowa	0	0	0	0	1	54	0	54
Northwestern	0	0	0	0	0	0	0	0
Illinois	0	0	0	0	1	7	1	7
Purdue	0	0	0	0	0	0	0	0
Minnesota	0	0	0	0	0	0	0	0
vs Penn State	0	0	0	0	1	6	0	6
vs W. Mich.	0	0	0	0				

PRYOR CAREER KICK RETURN STATISTICS

Year	GP/GS	Ret	Yds	TD	Avg	LG
2016		Redshirt season				
2017	10/2	0	0	0	0.0	0
2018	3/1	1	15	0	15.0	15
Totals	13/3	1	15	0	15.0	15

PRYOR CAREER GAME-BY-GAME RUSH/RECEIVE

Year	Rushing				Receiving			
	Att	Yds	TD	Lg	Rec	Yds	TD	Lg
Nebraska	0	0	0	0	0	0	0	0
Purdue	0	0	0	0	1	20	0	20
Maryland	0	0	0	0	2	9	0	5
Illinois	0	0	0	0	2	37	0	19
Indiana	0	0	0	0	1	14	0	14
Iowa	1	25	1	25	1	12	1	12
Michigan	3	38	1	32	0	0	0	0
Minnesota	0	0	0	0	3	51	0	31
vs Ohio State	1	0	0	0	1	6	0	6
Miami	0	0	0	0	2	30	0	21
2018	Rushing				Receiving			
	Att	Yds	TD	Lg	Rec	Yds	TD	Lg
W. Kentucky	1	19	0	19	4	51	1	22
New Mexico	0	0	0	0	0	0	0	0
BYU	1	21	0	21	1	11	0	11

PRYOR CAREER GAME-BY-GAME KICK RETURNS

Year	Ret	Yds	TD	Avg	LG
W. Kentucky	1	15	0	15.0	15

PRYOR CAREER HIGHS

Rush Attempts: 3 vs. Michigan, Nov. 18, 2017
 Rush Yards: 38 vs. Michigan, Nov. 18, 2017
 Rush TDs: 1 (2x) MR vs. Michigan, Nov. 18, 2017
 Long Rush: 32 vs. Michigan, Nov. 18, 2017
 Receptions: 4 vs. Western Kentucky, Aug. 31, 2018
 Receiving Yards: 51 (2x) MR vs. W. Kentucky, Aug. 31, 2018
 Receiving TDs: 1 (2x) MR vs. W. Kentucky, Aug. 31, 2018
 Long Reception: 31 at Minnesota, Nov. 25, 2017
 Kick Returns: 1 vs. Western Kentucky, Aug. 31, 2018
 Kick Return Yds: 15 vs. Western Kentucky, Aug. 31, 2018
 Long Kick Ret.: 15 vs. Western Kentucky, Aug. 31, 2018

93 GARRETT RAND

■ DE ■ Sr./Jr. ■ 6-2 ■ 278
 Chandler, Ariz. (Hamilton)

RAND CAREER DEFENSIVE STATISTICS

Year	G/S	UT	AT	Tot	TFL-Yd	Sk-Yd	FF	FR	INTPD
2016	14/0	3	2	5	0.0-0	0.0-0	0	0	0
2017	14/0	4	9	13	0.0-0	0.0-0	0	0	1
2018	Out for season								
Tot.	28/0	7	11	18	0.0-0	0.0-0	0	0	1

RAND CAREER GAME-BY-GAME

Year	UT	AT	Tot	TFL-Y	Sk-Y	FF	FR	INTPD
vs LSU	0	0	0	0.0-0	0.0-0	0	0	0
Akron	1	0	1	0.0-0	0.0-0	0	0	0
Georgia State	0	0	0	0.0-0	0.0-0	0	0	0
Michigan State	0	0	0	0.0-0	0.0-0	0	0	0
Michigan	0	0	0	0.0-0	0.0-0	0	0	0
Ohio State	0	0	0	0.0-0	0.0-0	0	0	0
Iowa	0	0	0	0.0-0	0.0-0	0	0	0
Nebraska	2	1	3	0.0-0	0.0-0	0	0	0
Northwestern	0	0	0	0.0-0	0.0-0	0	0	0
Illinois	0	0	0	0.0-0	0.0-0	0	0	0
Purdue	0	0	0	0.0-0	0.0-0	0	0	0
Minnesota	1	0	1	0.0-0	0.0-0	0	0	0
vs Penn State	0	1	1	0.0-0	0.0-0	0	0	0
vs W. Mich.	0	0	0	0.0-0	0.0-0	0	0	0
2017	UT	AT	Tot	TFL-Y	Sk-Y	FF	FR	INTPD
Utah State	0	0	0	0.0-0	0.0-0	0	0	0
Fla. Atlantic	0	0	0	0.0-0	0.0-0	0	0	0
BYU	0	0	0	0.0-0	0.0-0	0	0	0
N'western	0	1	1	0.0-0	0.0-0	0	0	0
Nebraska	0	0	0	0.0-0	0.0-0	0	0	0
Purdue	0	0	0	0.0-0	0.0-0	0	0	0
Maryland	0	1	1	0.0-0	0.0-0	0	0	0
Illinois	0	0	0	0.0-0	0.0-0	0	0	0
Indiana	1	0	1	0.0-0	0.0-0	0	0	0
Iowa	1	0	1	0.0-0	0.0-0	0	0	0
Michigan	0	1	1	0.0-0	0.0-0	0	0	0
Minnesota	1	2	3	0.0-0	0.0-0	0	0	0
vs Ohio State	0	3	3	0.0-0	0.0-0	0	0	0
Miami	1	1	2	0.0-0	0.0-0	0	0	0

RAND CAREER HIGHS

Tackles: 3 (3x) MR vs. Ohio State, Dec. 2, 2017
 Tackles for Loss: --
 Sacks: --
 Interceptions: --
 Passes Defended: --

74 GUNNAR ROBERGE

■ NT ■ Sr./Jr. ■ 6-4 ■ 300
 Seymour, Wis. (Seymour)

ROBERGE CAREER DEFENSIVE STATISTICS

Year	G/S	UT	AT	Tot	TFL-Yd	Sk-Yd	FF	FR	INTPD
2015	Redshirt season								
2016	Did not play								
2017	Did not play								
2018	1/0	0	0	0	0.0-0	0.0-0	0	0	0
Tot.	1/0	0	0	0	0.0-0	0.0-0	0	0	0

ROBERGE CAREER GAME-BY-GAME

Year	UT	AT	Tot	TFL-Y	Sk-Y	FF	FR	INTPD
W. Kentucky	0	0	0	0.0-0	0.0-0	0	0	0

ROBERGE CAREER HIGHS

Tackles: --
 Tackles for Loss: --
 Sacks: --
 Interceptions: --
 Passes Defended: --

38 P.J. ROSOWSKI

■ K ■ Sr./Sr. ■ 6-3 ■ 224
 Stoughton, Wis. (Stoughton)

ROSOWSKI CAREER PUNTING STATISTICS

Year	GP/GS	Punts	Yds	Avg	In-20	Lg
2014	Redshirt season					
2015	5/0	1	40	40.0	0	40
2016	14/0	15	550	36.7	3	51
2017	1/0	0	0	0.0	0	0
Totals	20/0	16	590	36.9	3	51

ROSOWSKI CAREER KICKING STATISTICS

Year	G/S	FGM	FGA	FG%	Lg	PAT	PAT%
2014	Redshirt season						
2015	5/0	0	0	.000	0	0-0	.000
2016	14/0	0	0	.000	0	0-0	.000
2017	1/0	0	0	.000	0	0-0	.000
Tot.	20/0	0	0	.000	0	0-0	.000

ROSOWSKI CAREER KICKOFF STATISTICS

Year	G/S	No.	Yards	Avg.
2014	Redshirt season			
2015	5/0	8	500	62.5
2016	14/0	79	5032	63.7
2017	1/0	9	581	64.6
Tot.	20/0	96	6113	63.7

ROSOWSKI CAREER GAME-BY-GAME PUNTING

Year	P	Yds	Avg	Lg	Blk	TB	FC	50+	120
Miami (Ohio)	1	40	40.0	40	0	0	0	0	0
Iowa	0	0	0.0	0	0	0	0	0	0
Rutgers	0	0	0.0	0	0	0	0	0	0
Maryland	0	0	0.0	0	0	0	0	0	0
Minnesota	0	0	0.0	0	0	0	0	0	0
2016	P	Yds	Avg	Lg	Blk	TB	FC	50+	120
vs LSU	4	163	40.8	51	0	0	0	1	2
Akron	0	0	0.0	0	0	0	0	0	0
Georgia St.	0	0	0.0	0	0	0	0	0	0
Michigan St.	0	0	0.0	0	0	0	0	0	0
Michigan	4	147	36.8	42	0	0	3	0	0
Ohio State	5	178	35.6	44	0	0	2	0	1
Iowa	1	28	28.0	28	0	0	0	0	0
Nebraska	1	34	34.0	34	0	0	0	0	0
Northwestern	0	0	0.0	0	0	0	0	0	0
Illinois	0	0	0.0	0	0	0	0	0	0
Purdue	0	0	0.0	0	0	0	0	0	0
Minnesota	0	0	0.0	0	0	0	0	0	0
vs Penn State	0	0	0.0	0	0	0	0	0	0
vs W. Mich.	0	0	0.0	0	0	0	0	0	0

ROSOWSKI CAREER GAME-BY-GAME KICKING

Year	Field Goals			Kickoffs			PAT
	M-A	Lg	No	Yds	Avg	TB	
2015	0-0	0	0	0	0.0	0	0-0
Miami (Ohio)	0-0	0	0	0	0.0	0	0-0
Iowa	0-0	0	0	1	62	62.0	0-0

Rutgers	0-0	0	0	3	186	62.0	1	0	0-0
Maryland	0-0	0	0	3	192	64.0	0	0	0-0
Minnesota	0-0	0	0	1	60	60.0	0	0	0-0

Year	Field Goals			Kickoffs			PAT		
	M-A	Lg	No	Yds	Avg	TB			
vs LSU	0-0	0	0	4	260	65.0	3	0	0-0
Akron	0-0	0	0	9	558	62.0	5	1	0-0
Georgia St.	0-0	0	0	6	386	64.3	5	0	0-0
Michigan St.	0-0	0	0	6	385	64.2	2	0	0-0
Michigan	0-0	0	0	2	130	65.0	1	0	0-0
Ohio State	0-0	0	0	5	325	64.6	4	0	0-0
Iowa	0-0	0	0	4	250	62.5	2	0	0-0
Nebraska	0-0	0	0	4	260	65.0	2	0	0-0
Northwestern	0-0	0	0	5	323	64.6	4	0	0-0
Illinois	0-0	0	0	9	569	63.2	6	0	0-0
Purdue	0-0	0	0	8	503	62.0	6	0	0-0
Minnesota	0-0	0	0	6	372	62.0	5	0	0-0
vs Penn State	0-0	0	0	6	386	64.3	2	0	0-0
vs W. Mich.	0-0	0	0	5	325	65.0	4	0	0-0
2017	Field Goals			Kickoffs			PAT		
	M-A	Lg	No	Yds	Avg	TB			
Utah State	0-0	0	0	9	581	64.6	4	0	0-0

ROSOWSKI CAREER HIGHS

Punts: 5 vs. Ohio State, Oct. 15, 2016
 Punting Yards: 178 vs. Ohio State, Oct. 15, 2016
 Punting Average: 40.8 vs. LSU, Sept. 3, 2016
 Long Punt: 51 vs. LSU, Sept. 3, 2016
 PAT Made: --
 PAT Attempted: --
 Kickoffs: 9 (3x) MR vs. Utah State, Sept. 1, 2017
 Kickoff Yards: 581 vs. Utah State, Sept. 1, 2017
 Kickoff Average: 65.0 (4x) MR vs. W. Michigan, Jan. 2, 2017
 Touchbacks: 6 (2x) MR at Purdue, Nov. 19, 2016

21 MARK SAARI

■ RB ■ Sr./Sr. ■ 6-0 ■ 207
 Montreal, Wis. (Hurley)

SAARI CAREER RUSHING STATISTICS

Year	GP/GS	Att	Yds	TD	Y/C	LG
2014	Redshirt season					
2015	1/0	3	0	0	0.0	3
2016	Did not play					
2017	Did not play					
Totals	1/0	3	0	0	0.0	3

SAARI CAREER GAME-BY-GAME

Year	Rushing				Receiving			
	Att	Yds						

Table with columns for opponent, UT, AT, Tot, TFL-Y, Sk-Y, FF, FR, INTPD. Rows include USC, LSU, Akron, Georgia State, Michigan State, Ohio State, Minnesota, Penn State, W. Mich., and 2017 season totals for Utah State, Fla. Atlantic, BYU, N'western, Nebraska, Purdue, Maryland, Illinois, Indiana, Iowa, Michigan, Minnesota, vs Ohio State, Miami, 2018 season totals for W. Kentucky, New Mexico, and BYU.

SAGAPOLU CAREER HIGHS

Tackles: 5 at Michigan, Oct. 1, 2016
Tackles for Loss: 1.0 (5x) MR vs. BYU, Sept. 15, 2018
Sacks: 1.0 (5x) MR vs. BYU, Sept. 15, 2018
Interceptions: --
Passes Defended: --

57 JACK SANBORN

ILB ■ Fr./Fr. ■ 6-2 ■ 228
Deer Park, Ill. (Lake Zurich)

SANBORN CAREER DEFENSIVE STATISTICS

Table with columns for Year, G/S, UT, AT, Tot, TFL-Yd, Sk-Yd, FF, FR, INTPD. Rows include 2018 season totals and overall Totals.

SANBORN CAREER GAME-BY-GAME

Table with columns for Year, UT, AT, Tot, TFL-Y, Sk-Y, FF, FR, INTPD. Row includes 2018 season totals for BYU.

SANBORN CAREER HIGHS

Tackles: 1 vs. BYU, Sept. 15, 2018
Tackles for Loss: --
Sacks: --
Interceptions: --
Passes Defended: --

7 BRADRIK SHAW

RB ■ Sr./Jr. ■ 6-1 ■ 216
Birmingham, Ala. (Hoover)

SHAW CAREER RUSHING STATISTICS

Table with columns for Year, GP/GS, Att, Yds, TD, Y/C, LG. Rows include 2015 (Redshirt season), 2016, 2017, and Totals.

SHAW CAREER RECEIVING STATISTICS

Table with columns for Year, GP/GS, Rec, Yds, TD, Y/C, LG. Rows include 2015 (Redshirt season), 2016, 2017, and Totals.

SHAW CAREER GAME-BY-GAME

Table with columns for Rushing (Att, Yds, TD, Lg) and Receiving (Rec, Yds, TD, Lg). Rows include vs LSU, Akron, Georgia State, Ohio State, Iowa, and Nebraska.

Table with columns for opponent and Rushing (Att, Yds, TD, Lg) and Receiving (Rec, Yds, TD, Lg). Rows include Northwestern, Illinois, Purdue, Minnesota, and vs Penn State.

Table with columns for Rushing (Att, Yds, TD, Lg) and Receiving (Rec, Yds, TD, Lg). Rows include 2017 season totals for Utah State, BYU, N'western, Nebraska, Purdue, Maryland, Illinois, Indiana, Iowa, Michigan, and Minnesota.

SHAW CAREER HIGHS

Rush Attempts: 19 vs. Illinois, Nov. 12, 2016
Rush Yards: 84 vs. Utah State, Sept. 1, 2017
Rush TDs: 2 at Purdue, Nov. 19, 2016
Long Rush: 35 vs. Akron, Sept. 10, 2016
Receptions: 2 vs. Purdue, Oct. 14, 2017
Receiving Yards: 11 vs. Purdue, Oct. 14, 2017
Receiving TDs: --
Long Reception: 10 vs. Utah State, Sept. 1, 2017

34 MASON STOKKE

FB ■ Jr./So. ■ 6-2 ■ 225
Menomonie, Wis. (Menomonie)

STOKKE CAREER RUSHING STATISTICS

Table with columns for Year, GP/GS, Att, Yds, TD, Y/C, LG. Rows include 2016 (Redshirt season), 2017 (Did not play), 2018, and Totals.

STOKKE CAREER RECEIVING STATISTICS

Table with columns for Year, GP/GS, Rec, Yds, TD, Y/C, LG. Rows include 2016 (Redshirt season), 2017 (Did not play), 2018, and Totals.

STOKKE CAREER GAME-BY-GAME RUSH/RECEIVE

Table with columns for Rushing (Att, Yds, TD, Lg) and Receiving (Rec, Yds, TD, Lg). Rows include 2018 season totals for W. Kentucky, New Mexico, and BYU.

STOKKE CAREER HIGHS

Rush Attempts: 2 vs. New Mexico, Sept. 8, 2018
Rush Yards: 6 vs. New Mexico, Sept. 8, 2018
Rush TDs: --
Long Rush: 3 vs. New Mexico, Sept. 8, 2018
Receptions: --
Receiving Yards: --
Long Reception: --

4 A.J. TAYLOR

WR ■ Jr./Jr. ■ 5-11 ■ 203
Kansas City, Mo. (Rockhurst)

TAYLOR CAREER RUSHING STATISTICS

Table with columns for Year, GP/GS, Att, Yds, TD, Y/C, LG. Rows include 2016, 2017, 2018, and Totals.

TAYLOR CAREER RECEIVING STATISTICS

Table with columns for Year, GP/GS, Rec, Yds, TD, Y/C, LG. Rows include 2016, 2017, 2018, and Totals.

TAYLOR CAREER KICK RETURN STATISTICS

Table with columns for Year, GP/GS, Ret, Yds, TD, Avg, LG. Rows include 2016 and 2017.

Table with columns for Year, GP/GS, Att, Yds, TD, Avg, LG. Row includes 2018 season totals.

TAYLOR CAREER GAME-BY-GAME RUSH/RECEIVE

Table with columns for Rushing (Att, Yds, TD, Lg) and Receiving (Rec, Yds, TD, Lg). Rows include 2016 season totals for vs LSU, Akron, Georgia State, Michigan State, Ohio State, Iowa, Nebraska, Northwestern, Illinois, Purdue, Minnesota, vs Penn State, and vs W. Mich.

Table with columns for Rushing (Att, Yds, TD, Lg) and Receiving (Rec, Yds, TD, Lg). Rows include 2017 season totals for Utah State, Fla. Atlantic, BYU, N'western, Nebraska, Purdue, Maryland, Illinois, Indiana, Iowa, Michigan, Minnesota, vs Ohio State, and Miami.

Table with columns for Rushing (Att, Yds, TD, Lg) and Receiving (Rec, Yds, TD, Lg). Row includes 2018 season totals for W. Kentucky, New Mexico, and BYU.

TAYLOR CAREER GAME-BY-GAME KICK RETURNS

Table with columns for Ret, Yds, TD, Avg, LG. Rows include 2017 season totals for Utah State, Fla. Atlantic, BYU, N'western, Nebraska, Purdue, Maryland, Illinois, Indiana, Iowa, Michigan, Minnesota, and vs Ohio State.

TAYLOR CAREER HIGHS

Rush Attempts: 2 (2x) MR vs. Purdue, Oct. 14, 2017
Rush Yards: 24 at Iowa, Oct. 22, 2016
Rush TDs: --
Long Rush: 23 at Iowa, Oct. 22, 2016
Receptions: 8 at Miami, Dec. 30, 2017
Receiving Yards: 134 vs. New Mexico, Sept. 8, 2018
Receiving TDs: 1 (6x) MR vs. New Mexico, Sept. 8, 2018
Long Reception: 51 vs. Michigan, Nov. 18, 2017
Kick Returns: 4 vs. Maryland, Oct. 21, 2017
Kick Return Yds: 83 vs. Maryland, Oct. 21, 2017
Long Kick Ret.: 42 at BYU, Sept. 16, 2017

23 JONATHAN TAYLOR

RB ■ So./So. ■ 5-11 ■ 221
Salem, N.J. (Salem)

TAYLOR CAREER RUSHING STATISTICS

Table with columns for Year, GP/GS, Att, Yds, TD, Y/C, LG. Rows include 2017, 2018, and Totals.

TAYLOR CAREER RECEIVING STATISTICS

Table with columns for Year, GP/GS, Rec, Yds, TD, Y/C, LG. Rows include 2017, 2018, and Totals.

TAYLOR CAREER GAME-BY-GAME

Year	Rushing				Receiving			
	Att	Yds	TD	Lg	Rec	Yds	TD	Lg
2017								
Utah State	9	87	1	41	0	0	0	0
Fla. Atlantic	26	223	3	64	0	0	0	0
BYU	18	128	1	18	0	0	0	0
N'western	19	83	2	11	0	0	0	0
Nebraska	25	249	2	75	0	0	0	0
Purdue	30	219	1	67	1	17	0	17
Maryland	22	128	1	15	1	24	0	24
Illinois	12	73	0	29	0	0	0	0
Indiana	29	187	1	45	0	0	0	0
Iowa	29	157	0	19	1	14	0	14
Michigan	19	132	0	52	1	-3	0	-3
Minnesota	20	149	1	53	0	0	0	0
vs Ohio State	15	41	0	7	3	30	0	16
Miami	26	130	0	19	1	13	0	13
2018								
W. Kentucky	18	145	2	47	0	0	0	0
New Mexico	33	253	3	43	0	0	0	0
BYU	26	117	0	15	3	14	0	10

TAYLOR CAREER HIGHS

Rush Attempts: 33 vs. New Mexico, Sept. 8, 2018
 Rush Yards: 253 vs. New Mexico, Sept. 8, 2018
 Rush TDs: 3 (2x) MR vs. New Mexico, Sept. 8, 2018
 Long Rush: 75 at Nebraska, Oct. 7, 2017
 Receptions: 3 (2x) MR vs. BYU, Sept. 15, 2018
 Receiving Yards: 30 vs. Ohio State, Dec. 2, 2017
 Receiving TDs: --
 Long Reception: 24 vs. Maryland, Oct. 21, 2017

17 ANDREW VAN GINKEL

■ OLB ■ Sr./Sr. ■ 6-4 ■ 236
 Rock Valley, Iowa
 (Rock Valley/Iowa Western C.C.)

VAN GINKEL CAREER DEFENSIVE STATISTICS

Year	G/S	UT	AT	Tot	TFL-Yd	Sk-Yd	FF	FR	INT	PD
2017	14/0	26	13	39	10.0-55	6.5-49	2	1	2	4
2018	3/3	3	4	7	1.5-5	1.0-3	0	0	0	1
Tot.	17/3	29	17	46	11.5-60	7.5-52	2	1	2	5

VAN GINKEL CAREER GAME-BY-GAME

Year	UT	AT	Tot	TFL-Y	Sk-Y	FF	FR	INT	PD
2017									
Utah State	2	2	4	1.0-1	0.0-0	0	0-0	0-0	0
Fla. Atlantic	3	1	4	1.0-6	1.0-6	0	0-0	0-0	0
BYU	2	2	4	1.0-8	1.0-8	0	0-0	0-0	0
N'western	2	0	2	0.0-0	0.0-0	0	0-0	0-0	0
Nebraska	1	1	2	0.0-0	0.0-0	0	0-0	0-0	0
Purdue	0	1	1	0.0-0	0.0-0	0	0-0	0-0	0
Maryland	2	0	2	1.0-8	1.0-8	1	0-0	0-0	0
Illinois	3	1	4	2.0-13	1.0-10	0	0-0	0-0	0
Indiana	1	0	1	1.0-11	1.0-11	0	0-0	0-0	1
Iowa	3	1	4	0.5-4	0.5-4	0	0-0	0-0	0
Michigan	0	2	2	0.5-1	0.0-0	0	0-0	0-0	0
Minnesota	3	0	3	1.0-1	0.0-0	0	0-0	0-0	0
vs Ohio State	1	2	3	0.0-0	0.0-0	1	1-0	1-9	1
Miami	3	0	3	1.0-2	1.0-2	0	0-0	1-2	2
2018									
W. Kentucky	1	2	3	0.0-0	0.0-0	0	0-0	0-0	0
New Mexico	2	1	3	1.0-3	1.5-5	0	0-0	0-0	1
BYU	0	1	1	0.0-0	0.0-0	0	0-0	0-0	0

VAN GINKEL CAREER HIGHS

Tackles: 4 (5x) MR vs. Iowa, Nov. 11, 2017
 Tackles for Loss: 2.0 at Illinois, Oct. 28, 2017
 Sacks: 1.0 (7x) MR vs. New Mexico, Sept. 8, 2018
 Interceptions: 1 (2x) MR at Miami, Dec. 30, 2017
 Forced Fumbles: 1 vs. Ohio State, Dec. 2, 2017
 Passes Defended: 2 at Miami, Dec. 30, 2017

15 DANNY VANDEN BOOM

■ QB ■ So./Fr. ■ 6-5 ■ 212
 Kimberly, Wis. (Kimberly)

VANDEN BOOM CAREER PASSING STATISTICS

Year	G/S	C	A	Int	Yds	TD	Pct	Lg	Effic
2017									
2018	1/0	1	1	0	3	1	1.000	3	455.2
Tot.	1/0	1	1	0	3	1	11.000	3	455.2

VANDEN BOOM CAREER GAME-BY-GAME PASSING

Year	Start	Att	Cmp	Int	Pct	Yds	TD	Effic
2018								
New Mexico		1	1	0	1.000	3	1	455.2

VANDEN BOOM CAREER HIGHS

Completions: 1 vs. New Mexico (Sept. 8, 2018)
 Attempts: 1 vs. New Mexico (Sept. 8, 2018)
 Yards: 3 vs. New Mexico (Sept. 8, 2018)
 Touchdowns: 1 vs. New Mexico (Sept. 8, 2018)
 Interceptions: --
 Long Pass: 3 vs. New Mexico (Sept. 8, 2018)

69 AARON VOPAL

■ DE ■ So./Fr. ■ 6-6 ■ 300
 De Pere, Wis. (De Pere)

VOPAL CAREER DEFENSIVE STATISTICS

Year	G/S	UT	AT	Tot	TFL-Yd	Sk-Yd	FF	FR	INT	PD
2017										
Redshirt season										
2018	1/0	1	0	1	0.0-0	0.0-0	0	0	0	0
Tot.	1/0	1	0	1	0.0-0	0.0-0	0	0	0	0

VOPAL CAREER GAME-BY-GAME

Year	UT	AT	Tot	TFL-Y	Sk-Y	FF	FR	INT	PD
2018									
W. Kentucky	1	0	1	0.0-0	0.0-0	0	0-0	0-0	0

VOPAL CAREER HIGHS

Tackles: 1 vs. Western Kentucky, Aug. 31, 2018
 Tackles for Loss: --
 Sacks: --
 Interceptions: --
 Passes Defended: --

5 RACHAD WILDGOOSE

■ CB ■ Fr./Fr. ■ 5-11 ■ 193
 Miramar, Fla. (Miami Northwestern)

WILDGOOSE CAREER DEFENSIVE STATISTICS

Year	G/S	UT	AT	Tot	TFL-Yd	Sk-Yd	FF	FR	INT	PD
2018	1/0	2	0	2	0.0-0	0.0-0	0	0	0	0
Tot.	1/0	2	0	2	0.0-0	0.0-0	0	0	0	0

WILDGOOSE CAREER GAME-BY-GAME

Year	UT	AT	Tot	TFL-Y	Sk-Y	FF	FR	INT	PD
2018									
New Mexico	2	0	2	0.0-0	0.0-0	0	0-0	0-0	0

WILDGOOSE CAREER HIGHS

Tackles: 2 vs. New Mexico (Sept. 8, 2018)
 Tackles for Loss: --
 Sacks: --
 Interceptions: --
 Passes Defended: --

91 BRYSON WILLIAMS

■ NT ■ Fr./Fr. ■ 6-2 ■ 301
 Lincoln, Neb. (Southeast)

WILLIAMS CAREER DEFENSIVE STATISTICS

Year	G/S	UT	AT	Tot	TFL-Yd	Sk-Yd	FF	FR	INT	PD
2018	3/0	0	0	0	0.0-0	0.0-0	0	0	0	0
Tot.	3/0	0	0	0	0.0-0	0.0-0	0	0	0	0

WILLIAMS CAREER GAME-BY-GAME

Year	UT	AT	Tot	TFL-Y	Sk-Y	FF	FR	INT	PD
2018									
W. Kentucky	0	0	0	0.0-0	0.0-0	0	0-0	0-0	0
New Mexico	0	0	0	0.0-0	0.0-0	0	0-0	0-0	0
BYU	0	1	1	0.0-0	0.0-0	0	0-0	0-0	0

WILLIAMS CAREER HIGHS

Tackles: 1 vs. BYU, Sept. 15, 2018
 Tackles for Loss: --
 Sacks: --
 Interceptions: --
 Passes Defended: --

21 CAESAR WILLIAMS

■ CB ■ Jr./So. ■ 6-0 ■ 185
 Grand Prairie, Texas (South)

WILLIAMS CAREER DEFENSIVE STATISTICS

Year	G/S	UT	AT	Tot	TFL-Yd	Sk-Yd	FF	FR	INT	PD
2016										
Redshirt season										
2017	2/0	0	0	0	0.0-0	0.0-0	0	0	0	0
2018	3/3	4	4	8	0.0-0	0.0-0	0	0	0	2
Tot.	5/3	4	4	8	0.0-0	0.0-0	0	0	0	2

WILLIAMS CAREER GAME-BY-GAME

Year	UT	AT	Tot	TFL-Y	Sk-Y	FF	FR	INT	PD
2017									
Maryland	0	0	0	0.0-0	0.0-0	0	0-0	0-0	0
Minnesota	0	0	0	0.0-0	0.0-0	0	0-0	0-0	0
2018									
W. Kentucky	0	1	1	0.0-0	0.0-0	0	0-0	0-0	1
New Mexico	0	2	2	0.0-0	0.0-0	0	0-0	0-0	0
BYU	4	1	5	0.0-0	0.0-0	0	0-0	0-0	1

WILLIAMS CAREER HIGHS

Tackles: 5 vs. BYU, Sept. 15, 2018
 Tackles for Loss: --
 Interceptions: --
 Passes Defended: 1 (2x) MR BYU, Sept. 15, 2018

GAME-BY-GAME STARTERS

OFFENSE

	QB	RB	FB	WR	WR	TE	TE	LT	LG	C	RG	RT
WKU	Hornibrook	J. Taylor	Ingold	Pryor	--	L. Benzschawel	Penniston	Dietzen	Deiter	Biadasz	B. Benzschawel	D. Edwards
UNM	Hornibrook	J. Taylor	Ingold	Krumholz	--	Neuville	Penniston	Van Lanen	Deiter	Biadasz	B. Benzschawel	D. Edwards
BYU	Hornibrook	J. Taylor	Ingold	Davis	A. Taylor	Neuville	--	Van Lanen	Deiter	Biadasz	B. Benzschawel	D. Edwards
IOWA												
NEB												
MICH												
ILL												
NU												
RUT												
PSU												
PUR												
MINN												

DEFENSE

	DE	NT	DE	OLB	ILB	ILB	OLB	CB	SS	FS	CB
WKU	Henningsen	Sagapolu	Lyles	Van Ginkel	T. Edwards	Connelly	Baun	C. Williams	Dixon	Nelson	Hicks
UNM	Henningsen	Sagapolu	Lyles	Van Ginkel	T. Edwards	Connelly	Baun	C. Williams	Dixon	Nelson	Hicks
BYU	Loudermilk	Sagapolu	Lyles	Van Ginkel	T. Edwards	Connelly	Baun	C. Williams	Dixon	Nelson	Hicks
IOWA											
NEB											
MICH											
ILL											
NU											
RUT											
PSU											
PUR											
MINN											

GAME CAPTAINS

Western Kentucky	QB Alex Hornibrook	LG Michael Deiter	ILB T.J. Edwards	SS D'Cota Dixon
New Mexico	QB Alex Hornibrook	LG Michael Deiter	ILB T.J. Edwards	SS D'Cota Dixon
BYU	QB Alex Hornibrook	LG Michael Deiter	ILB T.J. Edwards	SS D'Cota Dixon
Iowa				
Nebraska				
Michigan				
Illinois				
Northwestern				
Rutgers				
Penn State				
Purdue				
Minnesota				

SCORING DRIVES

WISCONSIN

OPP.	PLAYS	YDS	TIME	TYPE	QTR/TIME	START	SCORING PLAY
WKU	1	47	0:09	TD	1st/7:38	K47	J. Taylor 47 run
WKU	5	14	2:18	FG	2nd/8:44	K35	Gaglianone 39 FG
WKU	7	65	3:33	TD	2nd/3:48	W35	J. Taylor 30 run
WKU	11	75	1:48	TD	2nd/0:08	W25	Hornibrook to Pryor 2 pass
WKU	7	42	2:59	FG	3rd/10:10	W34	Gaglianone 42 FG
WKU	7	86	4:19	TD	4th/13:21	W14	Hornibrook to Groshek 43 pass
UNM	12	76	6:04	FG	1st/1:13	W16	Gaglianone 26 FG
UNM	7	44	3:30	TD	2nd/2:20	N44	J. Taylor 16 run
UNM	6	76	3:03	TD	3rd/7:46	W24	Hornibrook to A. Taylor 10 pass
UNM	3	34	3:54	TD	3rd/2:52	N34	J. Taylor 5 run
UNM	4	69	1:57	TD	4th/14:56	W31	Ingold 1 run
UNM	7	75	4:24	TD	4th/6:36	W25	J. Taylor 4 run
UNM	10	45	5:40	TD	4th/0:22	N45	Vanden Boom to Mustapha 3 pass
BYU	8	61	3:58	TD	1st/7:12	W39	Deal 2 run
BYU	10	65	4:38	TD	2nd/1:17	W35	Ingold 2 run
BYU	10	82	4:31	TD	4th/12:43	W18	Deal 5 run

OPPONENTS

OPP.	PLAYS	YDS	TIME	TYPE	QTR/TIME	START	SCORING PLAY
WKU	6	67	1:45	FG	4th/13:15	K25	Nuss 25 FG
UNM	17	87	7:38	TD	1st/7:22	N13	Tuioti to Hart-Johnson 11 pass
UNM	9	75	3:56	TD	4th/11:00	N25	Jones to Lilly 5 pass
BYU	6	75	3:10	TD	1st/4:02	B25	Canada 3 run
BYU	10	89	4:43	TD	2nd/12:17	B11	Hifo to Laulupututau 31 pass
BYU	6	27	2:11	TD	3rd/9:54	W27	Canada 2 run
BYU	5	47	2:45	FG	4th/9:58	B25	Southam 45 FG

BIG PLAYS

(SCRIMMAGE PLAYS THAT GAINED AT LEAST 20 YARDS)

TEAM TOTALS	RUSH (TDs)	PASS (TDs)
Wisconsin	6 (2)	11 (1)
Opponents	2 (0)	3 (1)

WISCONSIN

YARDS	PLAY	OPP.	QTR.	DESCRIPTION
47*	Run	WKU	1st	J. Taylor (1-10 on WKU 47)
22	Pass	WKU	2nd	Hornibrook to Pryor (1-10 on WIS 31)
20	Pass	WKU	2nd	Hornibrook to Pryor (3-10 on 50)
30*	Run	WKU	2nd	J. Taylor (1-10 on WKU 30)
25	Pass	WKU	2nd	Hornibrook to A. Taylor (2-15 on WIS 35)
20	Pass	WKU	2nd	Hornibrook to Dunn (3-13 on WKU 43)
21	Pass	WKU	2nd	Hornibrook to A. Taylor (2-10 on WKU 23)
43*	Pass	WKU	3rd	Hornibrook to Groshek (3-11 on WKU 43)
28	Pass	UNM	1st	Hornibrook to A. Taylor (3-6 on WIS 20)
39	Run	UNM	2nd	Ingold (1-10 on WIS 43)
21	Pass	UNM	3rd	Hornibrook to A. Taylor (3-6 on WIS 20)
43	Run	UNM	3rd	J. Taylor (1-10 on WIS 35)
44	Pass	UNM	3rd	Hornibrook to A. Taylor (1-10 on WIS 48)
31	Pass	UNM	4th	Hornibrook to A. Taylor (1-10 on WIS 50)
27	Pass	BYU	1st	Hornibrook to Ferguson (3-4 on WIS 45)
21	Run	BYU	2nd	Pryor (1-10 on BYU 26)
31	Run	BYU	3rd	Groshek (2-9 on WIS 19)

OPPONENTS

YARDS	PLAY	OPP.	QTR.	DESCRIPTION
48	Pass	WKU	3rd	Eckels to Sloan (1-10 on WKU 43)
44	Run	BYU	1st	Canada (2-7 on BYU 28)
21	Pass	BYU	1st	Mangum to Shumway (3-10 on BYU 25)
31*	Pass	BYU	1st	Hifo to Laulupututau (2-4 on WIS 31)
46	Run	BYU	4th	Canada (1-10 on BYU 25)

SPECIAL TEAMS TACKLES (SOLO-ASSIST)

PLAYER	S-A	TOT	WKU	UNM	BYU	IOWA	NEB	MICH	ILL	NU	RUT	PSU	PUR	MINN
Cone, Madison	1-0	1	--	1-0	--	--	--	--	--	--	--	--	--	--
Edwards, T.J.	1-0	1	--	1-0	--	--	--	--	--	--	--	--	--	--
Hicks, Faion	1-0	1	1-0	--	--	--	--	--	--	--	--	--	--	--
Burrell, Eric	0-1	1	--	0-1	--	--	--	--	--	--	--	--	--	--
Currens, Seth	0-1	1	--	0-1	--	--	--	--	--	--	--	--	--	--

SCORING DRIVE ANALYSIS

YARDS	WISCONSIN		OPPONENTS	
	TD	FG	TD	FG
Negative	0	0	0	0
0-9	0	0	0	0
10-19	0	1	0	0
20-29	0	0	1	0
30-39	1	0	0	0
40-49	3	1	1	0
50-59	0	0	0	0
60-69	4	0	0	1
70-79	3	1	3	0
80-89	2	0	1	1
90-99	0	0	0	0

GAME-OPENING DRIVES

GAME	WISCONSIN			OPPONENTS		
	PI-Yds	Time	Pts	PI-Yds	Time	Pts
WKU	11-43	5:23	--	3-3	1:50	--
UNM	12-76	6:04	--	17-87	7:38	TD
BYU	3-0	1:09	--	4-9	2:41	--

2ND HALF-OPENING DRIVES

GAME	WISCONSIN			OPPONENTS		
	PI-Yds	Time	Pts	PI-Yds	Time	Pts
WKU	7-42	2:59	FG	6-67	1:45	FG
UNM	6-41	3:12	--	3-2	0:55	--
BYU	3-3	1:32	--	3-7	1:23	--

GAME SUMMARIES

GAME 1

#4 WISCONSIN 34, WESTERN KENTUCKY 3 FRIDAY, AUG. 31 (CAMP RANDALL STADIUM / 74,145)

MADISON, Wis. — Jonathan Taylor had two long touchdown runs, Alex Hornibrook threw for 257 yards and two scores and No. 4 Wisconsin opened the season with a 34-3 victory over Western Kentucky at Camp Randall Stadium.

Wisconsin won its 40th-consecutive non-conference game at home, the fifth-longest streak by an FBS team in the modern era (since 1946). The victory also gave the Badgers a winning home opener for the 23rd consecutive season, dating back to 1996.

Working in seven new starters, the Badgers' young defense helped propel the home team past sluggish offensive play. UW's defense allowed only three first downs and 79 yards in the first half, while forcing two turnovers inside their own 5.

Wisconsin's A.J. Taylor paced the short-handed Wisconsin receiving corps with five catches for 85 yards, while Garrett Groshek turned a screen pass into a 43-yard touchdown in the fourth quarter for a 31-point lead. The Badgers finished with a flurry, scoring on five of six drives after punting on three of their first four possessions.

Taylor finished with 145 yards on 18 carries and looked ready to build on last year's strong performance when he rushed for an FBS-record 1,977 yards as a freshman. Three tight ends and the Badgers' burly offensive line helped spring Taylor for a 47-yard touchdown run in the first quarter. Taylor scored from 30 yards with 3:48 left in the second quarter as the Badgers closed the first half with 14 unanswered points. He had 100 yards and 11 carries by the half, when the Badgers held a 24-0 lead.

Senior running back Taiwan Deal also ran for 53 yards on 8 carries, seeing his first action since the 2017 Cotton Bowl.

SCORE BY PERIODS	1	2	3	4	F
Western Kentucky	0	0	3	0	3
Wisconsin	7	17	3	7	34

SCORING SUMMARY

Q	Time	Team	Scoring Play
1st	7:38	WIS	Taylor, J. 47 run (Gaglianone kick), 1-47 0:09
2nd	8:44	WIS	Gaglianone 39 field goal, 5-14 2:18
	3:48	WIS	Taylor, J. 30 run (Gaglianone kick), 7-65 3:33
	0:08	WIS	Pryor 2 pass from Hornibrook (Gaglianone kick), 11-75 1:48
3rd	13:15	WKU	Nuss 25 field goal, 6-67 1:45
	10:10	WIS	Gaglianone 42 field goal, 7-42 2:59
4th	13:21	WIS	Groshek 43 pass from Hornibrook (Gaglianone kick), 7-86 4:19

INDIVIDUAL STATISTICAL LEADERS

Rushing (Att.-Yds.)

WKU — ECKELS, Drew 9-38; SHANLEY, Davis 3-31; APPLEBERRY, G. 7-27; SAMUEL, Joshua 3-13; FERBY, D'Andre 3-11; LAFRANCE, G. 2-4; TRIGG, Marquez 4-3; SLOAN, Jacques 1-1; TEAM 1-minus 1; PEARSON, J. 1-minus 3.

WIS — Taylor, Jonathan 18-145; Deal, Taiwan 8-53; Pryor, Kendric 1-19; Ingold, Alec 4-16; James, Chris 2-10; Groshek, Garrett 1-3; Hornibrook, Alex 5-minus 12.

Passing (C-A-I-Yds.)

WKU — ECKELS, Drew 15-26-0-167; SHANLEY, Davis 2-3-0-14; JERNIGHAN, Quin 0-1-1-0.

WIS — Hornibrook, Alex. 17-29-0-257; TEAM 0-2-0-0.

Receiving (Rec.-Yds)

WKU — LANE, Xavier 4-40; JACKSON, Lucky 4-22; LAFRANCE, G. 3-13; JERNIGHAN, Quin 2-30; FORTENBARY, K. 2-23; SLOAN, Jacques 1-48; DEANE, Mik'Quan 1-5.

WIS — Taylor, A.J. 5-85; Pryor, Kendric 4-51; Ferguson, Jake 4-43; Groshek, Garrett 1-43; Dunn, Jack 1-20; Deal, Taiwan 1-10; Krumholz, Adam 1-5.

TEAM STATISTICS	WKU	WIS
FIRST DOWNS	15	24
Rushing	6	9
Passing	8	14
Penalty	1	1
NET YARDS RUSHING	124	234
Rushing Attempts	34	39
Average Per Rush	3.6	6.0
Rushing Touchdowns	0	2
Yards Gained Rushing	137	255
Yards Lost Rushing	13	21
NET YARDS PASSING	181	257
Completions-Attempts-Int	17-30-1	17-31-0
Average Per Attempt	6.0	8.3
Average Per Completion	10.6	15.1
Passing Touchdowns	0	2
TOTAL OFFENSE YARDS	305	491
Total offense plays	64	70
Average Gain Per Play	4.8	7.0
Fumbles: Number-Lost	1-1	1-1
Penalties: Number-Yards	6-65	8-70
PUNTS-YARDS	6-211	4-158
Average Yards Per Punt	35.2	39.5
Net Yards Per Punt	35.2	40.0
Inside 20	1	3
50+ Yards	0	0
Touchbacks	0	0
Fair catch	3	2
KICKOFFS-YARDS	2-125	7-455
Average Yards Per Kickoff	62.5	65.0
Net Yards Per Kickoff	40.0	40.0
Touchbacks	0	7
Fair Catch Yards	0	0
Punt returns: Number-Yards-TD	1--2-0	0-0-0
Average Per Return	-2.0	0.0
Kickoff returns: Number-Yds-TD	0-0-0	2-45-0
Average Per Return	0.0	22.5
Interceptions: Number-Yds-TD	0-0-0	1-0-0
Fumble Returns: Number-Yds-TD	1-10-0	0-0-0
Miscellaneous Yards	0	0
Possession Time	25:57	34:03
1st Quarter	6:08	8:52
2nd Quarter	5:32	9:28
3rd Quarter	6:33	8:27
4th Quarter	7:44	7:16
Third-Down Conversions	5 of 16	7 of 13
Fourth-Down Conversions	1 of 2	0 of 0
Red-Zone Scores-Chances	1-4	2-2
Touchdowns	0-4	1-2
Field goals	1-4	1-2
Sacks By: Number-Yards	3-18	1-5
PAT Kicks	0-0	4-4
Field Goals	1-1	2-2
Points off turnovers	0	0

GAME SUMMARIES

GAME 2

#5 WISCONSIN 45, NEW MEXICO 14 SATURDAY, SEPT. 8 (CAMP RANDALL STADIUM / 77,003)

MADISON, Wis. — It was a Taylor-made win for No. 5 Wisconsin, which asserted its dominance after a slow start and pounded New Mexico, 45-14.

Jonathan Taylor ran for 253 yards and three touchdowns. Teammate A.J. Taylor racked up 134 yards receiving and a score for the Badgers (2-0), who won their 41st straight non-conference home game, the fifth-longest streak in FBS history.

The Badgers rolled up 568 yards of total offense (417 rushing yards), the team's most since totaling 586 yards against Akron on Sept. 10, 2016. Senior fullback Alec Ingold also carried the ball four times for 47 yards, including a career-long 39-yard run. He scored his first rushing touchdown of the season on a 1-yard run in the fourth quarter.

With the Lobos down to third-string quarterback Sheriron Jones because of injuries, the Badgers converted two turnovers into touchdowns within about a five-minute span of the third quarter to pull away. Wisconsin outscored New Mexico 28-7 in the second half.

The Badgers held New Mexico to 77 rushing yards. After watching New Mexico go 4-for-4 on third-down its opening drive, the UW defense limited to just 2-for-9 on third down over the remaining 10 possessions.

SCORE BY PERIODS	1	2	3	4	F
New Mexico	7	0	0	7	14
Wisconsin	3	7	14	21	45

SCORING SUMMARY

Q	Time	Team	Scoring Play
1st	7:22	UNM	Hart-Johnson 11 pass from Tuioti (Shelley kick), 17-87 7:38
	1:13	WIS	Gaglianone 26 field goal, 12-76 6:04
2nd	2:20	WIS	Taylor, J. 16 run (Gaglianone kick), 7-44 3:30
3rd	7:46	WIS	Taylor, A. 10 pass from Hornibrook (Gaglianone kick), 6-76 3:03
	2:52	WIS	Taylor, J. 5 run (Gaglianone kick), 7-34 3:54
4th	14:56	WIS	Ingold, Alec 1 run (Gaglianone kick), 4-69 1:57
	11:00	UNM	Lilly 5 pass from Jones (Shelley kick), 9-75 3:56
	6:36	WIS	Taylor, J. 4 run (Gaglianone kick), 7-75 4:24
	0:22	WIS	Mustapha 3 pass from Vanden Boom (Gaglianone kick), 10-45 5:40

INDIVIDUAL STATISTICAL LEADERS

Rushing (Att.-Yds.)

UNM — OWENS, Tyrone 13-57; VIGILANT, D. 2-14; SHULER, Zahneer 4-5; JONES, Sheriron 7-5; TUIOTI, Tevaka 1-4; DAVIS, Ahmari 1-3; LILLY, Elijah 1-minus 3; TEAM 1-minus 8.

WIS — Taylor, Jonathan 33-253; Deal, Taiwan 9-57; Ingold, Alec 4-47; James, Chris 6-29; Groshek, Garrett 3-21; Cruickshank, Aron 1-11; Stokke, Mason 2-6; Hornibrook, Alex 1-minus 7.

Passing (C-A-I-Yds.)

UNM — JONES, Sheriron 9-16-2-79; TUIOTI, Tevaka 5-8-0-55.

WIS — Hornibrook, Alex 8-11-1-148; Vanden Boom, Danny 1-1-0-3.

Receiving (Rec.-Yds)

UNM — GRIFFIN, Jay 3-34; HARTJOHNSON, D 3-33; LILLY, Elijah 2-22; UMEH, Anselm 2-20; WILLIAMS, Marcu 2-16; HARRIS, Emmanue 1-8; DICKEY, Brayden 1-1.

WIS — Taylor, A.J. 5-134; Groshek, Garrett 1-7; Ferguson, Jake 1-4; Mustapha, Taj 1-3; Neuville, Zander 1-3.

TEAM STATISTICS	UNM	WIS
FIRST DOWNS	14	29
Rushing	5	24
Passing	8	5
Penalty	1	0
NET YARDS RUSHING	77	417
Rushing Attempts	30	59
Average Per Rush	2.6	7.1
Rushing Touchdowns	0	4
Yards Gained Rushing	97	426
Yards Lost Rushing	20	9
NET YARDS PASSING	134	151
Completions-Attempts-Int	14-24-2	9-13-1
Average Per Attempt	5.6	11.6
Average Per Completion	9.6	16.8
Passing Touchdowns	2	2
TOTAL OFFENSE YARDS	211	568
Total offense plays	54	72
Average Gain Per Play	3.9	7.9
Fumbles: Number-Lost	1-1	2-1
Penalties: Number-Yards	1-10	4-39
PUNTS-YARDS	5-195	1-54
Average Yards Per Punt	39.0	54.0
Net Yards Per Punt	37.0	46.0
Inside 20	1	0
50+ Yards	1	1
Touchbacks	0	0
Fair catch	0	0
KICKOFFS-YARDS	3-195	8-517
Average Yards Per Kickoff	65.0	64.6
Net Yards Per Kickoff	46.0	39.9
Touchbacks	1	6
Fair Catch Yards	0	0
Punt returns: Number-Yards-TD	1-8-0	1-10-0
Average Per Return	8.0	10.0
Kickoff returns: Number-Yds-TD	2-48-0	2-32-0
Average Per Return	24.0	16.0
Interceptions: Number-Yds-TD	1-29-0	2-24-0
Fumble Returns: Number-Yds-TD	0-0-0	0-0-0
Miscellaneous Yards	0	0
Possession Time	23:26	36:34
1st Quarter	8:36	6:24
2nd Quarter	7:04	7:56
3rd Quarter	2:54	12:06
4th Quarter	4:52	10:08
Third-Down Conversions	6 of 13	6 of 9
Fourth-Down Conversions	0 of 0	1 of 1
Red-Zone Scores-Chances	2-2	7-8
Touchdowns	2-2	6-8
Field goals	0-2	1-8
Sacks By: Number-Yards	1-7	1-3
PAT Kicks	2-2	6-6
Field Goals	0-0	1-1
Points off turnovers	0	21

GAME SUMMARIES

GAME 3

BYU 24, #6 WISCONSIN 21 SATURDAY, SEPT. 15 (CAMP RANDALL STADIUM / 80,720)

MADISON, Wis. — No. 6 Wisconsin suffered its first loss of the season — and first non-conference home loss in 15 years — as the Badgers fell 24-21 to BYU at Camp Randall Stadium.

Tied up 14-14 at halftime and 21-21 at the start of the final quarter, a BYU field goal saw the Cougars take a 24-21 lead with 9:58 left in the game and Wisconsin was never able to pull even again. UW kicker Rafael Gaglianone's 42-yard field goal attempt missed wide left with 36 seconds left to end the Badgers' rally hopes.

Wisconsin's Taiwan Deal proved effective in the short run, scoring two touchdowns for the Badgers on a 2-yard run in the first quarter and 5-yard run in the fourth quarter. Teammate Alec Ingold added a third on his own 2-yard run.

The Cougars' Squally Canada ran for 118 yards and two touchdowns, while the visiting team also tossed in a trick play when receiver Aleva Hifo found open tight end Moroni Laulu-Pututau for a 31-yard touchdown pass in the second quarter.

UW quarterback Alex Hornibrook threw for 190 yards, giving him 4,501 career passing yards to rank eighth all-time at UW. Jonathan Taylor finished with 117 rushing yards, topping the 100-yard mark for the 13th time in 17 career games.

Linebacker Ryan Connelly led UW's defense with eight tackles, including one for loss.

Wisconsin lost for the first time in the last 42 non-conference games at home, snapping the fifth-longest streak by an FBS team in the modern era (since 1946). UW's last non-conference loss at Camp Randall had come in a 23-5 setback to UNLV on Sept. 13, 2003.

SCORE BY PERIODS	1	2	3	4	F
BYU	7	7	7	3	24
Wisconsin	7	7	0	7	21

SCORING SUMMARY

Q	Time	Team	Scoring Play
1st	7:12	WIS	Deal 2 run (Gaglianone kick), 8-61 3:58
	4:02	BYU	Canada 3 run (Southam kick), 6-75 3:10
2nd	12:17	BYU	Laulupututau 31 pass from Hifo (Southam kick), 10-89 4:43
	1:17	WIS	Ingold 2 run (Gaglianone kick), 10-65 4:38
3rd	9:54	BYU	Canada 2 run (Southam kick), 6-27 2:11
4th	12:43	WIS	Deal 5 run (Gaglianone kick), 10-82 4:31
	9:58	BYU	Southam 45 field goal, 5-47 2:45

INDIVIDUAL STATISTICAL LEADERS

Rushing (Att.-Yds.)

BYU — CANADA, Squally 11-118; HIFO, Aleva 5-45; BURT, Riley 2-14; COLLIE, Dylan 2-14; KATO, Lopini 3-10; MANGUM, Tanner 2-minus 2; Team 2-minus 3; MILNE, Dax 1-minus 5.

WIS — Taylor, J. 26-117; Groshek, G. 6-45; Pryor, Kendric 1-21; Deal, Taiwan 6-15; Hornibrook, A. 3-4; Ingold, Alec 1-2.

Passing (C-A-I-Yds.)

BYU — MANGUM, Tanner 12-22-0-89; HIFO, Aleva 1-1-0-31.

WIS — Hornibrook, A. 18-28-1-190.

Receiving (Rec.-Yds)

BYU — LAULUPUTUTAU, M 3-33; HIFO, Aleva 3-32; COLLIE, Dylan 3-15; ROMNEY, Gunner 2-21; SHUMWAY, Talon 1-21; KATO, Lopini 1-minus 2.

WIS — Davis, Danny 4-40; Groshek, G. 4-29; Ferguson, Jake 3-61; Taylor, J. 3-14; Taylor, A.J. 2-31; Pryor, Kendric 1-11; Penniston, Kyle 1-4.

TEAM STATISTICS	BYU	WIS
FIRST DOWNS	14	20
Rushing	8	10
Passing	5	9
Penalty	1	1
NET YARDS RUSHING	191	204
Rushing Attempts	28	43
Average Per Rush	6.8	4.7
Rushing Touchdowns	2	3
Yards Gained Rushing	208	217
Yards Lost Rushing	17	13
NET YARDS PASSING	120	190
Completions-Attempts-Int	13-23-0	18-28-1
Average Per Attempt	5.2	6.8
Average Per Completion	9.2	10.6
Passing Touchdowns	1	0
TOTAL OFFENSE YARDS	311	394
Total offense plays	51	71
Average Gain Per Play	6.1	5.5
Fumbles: Number-Lost	0-0	0-0
Penalties: Number-Yards	4-36	6-33
PUNTS-YARDS	4-193	4-172
Average Yards Per Punt	48.2	43.0
Net Yards Per Punt	48.0	43.0
Inside 20	2	2
50+ Yards	2	1
Touchbacks	0	0
Fair catch	1	3
KICKOFFS-YARDS	5-309	4-260
Average Yards Per Kickoff	61.8	65.0
Net Yards Per Kickoff	40.0	40.0
Touchbacks	1	4
Fair Catch Yards	0	0
Punt returns: Number-Yards-TD	0-0-0	1-1-0
Average Per Return	0.0	1.0
Kickoff returns: Number-Yds-TD	0-0-0	4-84-0
Average Per Return	0.0	21.0
Interceptions: Number-Yds-TD	1-12-0	0-0-0
Fumble Returns: Number-Yds-TD	0-0-0	0-0-0
Miscellaneous Yards	0	0
Possession Time	25:40	34:20
1st Quarter	7:51	7:09
2nd Quarter	6:24	8:36
3rd Quarter	5:10	9:50
4th Quarter	6:15	8:45
Third-Down Conversions	3 of 9	4 of 13
Fourth-Down Conversions	0 of 0	2 of 3
Red-Zone Scores-Chances	2-2	3-3
Touchdowns	2-2	3-3
Field goals	0-2	0-3
Sacks By: Number-Yards	2-12	1-5
PAT Kicks	3-3	3-3
Field Goals	1-2	0-1
Points off turnovers	7	0

Wisconsin Football 2018
Wisconsin Game Results (as of Sep 15, 2018)
All games

Date	Opponent		Score	Overall	Conference	Time	Attend
Aug 31, 2018	WESTERN KENTUCKY	W	34-3	1-0	0-0	3:20	74145
Sep 08, 2018	NEW MEXICO	W	45-14	2-0	0-0	2:56	77003
Sep 15, 2018	BYU	L	21-24	2-1	0-0	3:12	80720

Wisconsin Football 2018
Wisconsin Overall Team Statistics (as of Sep 15, 2018)
All games

Team Statistics	WIS	OPP
SCORING	100	41
Points Per Game	33.3	13.7
Points Off Turnovers	21	7
FIRST DOWNS	73	43
Rushing	43	19
Passing	28	21
Penalty	2	3
RUSHING YARDAGE	855	392
Yards gained rushing	898	442
Yards lost rushing	43	50
Rushing Attempts	141	92
Average Per Rush	6.1	4.3
Average Per Game	285.0	130.7
TDs Rushing	9	2
PASSING YARDAGE	598	435
Comp-Att-Int	44-72-2	44-77-3
Average Per Pass	8.3	5.6
Average Per Catch	13.6	9.9
Average Per Game	199.3	145.0
TDs Passing	4	3
TOTAL OFFENSE	1453	827
Total Plays	213	169
Average Per Play	6.8	4.9
Average Per Game	484.3	275.7
KICK RETURNS: #-Yards	8-161	2-48
PUNT RETURNS: #-Yards	2-11	2-6
INT RETURNS: #-Yards	3-24	2-41
KICK RETURN AVERAGE	20.1	24.0
PUNT RETURN AVERAGE	5.5	3.0
INT RETURN AVERAGE	8.0	20.5
FUMBLES-LOST	3-2	2-2
PENALTIES-Yards	18-142	11-111
Average Per Game	47.3	37.0
PUNTS-Yards	9-384	15-599
Average Per Punt	42.7	39.9
Net punt average	42.0	39.2
KICKOFFS-Yards	19-1232	10-629
Average Per Kick	64.8	62.9
Net kick average	39.9	41.8
TIME OF POSSESSION/Game	34:59	25:01
3RD-DOWN Conversions	17/35	14/38
3rd-Down Pct	49%	37%
4TH-DOWN Conversions	3/4	1/2
4th-Down Pct	75%	50%
SACKS BY-Yards	3-13	6-37
MISC YARDS	0	0
TOUCHDOWNS SCORED	13	5
FIELD GOALS-ATTEMPTS	3-4	2-3
ON-SIDE KICKS	0-0	0-0
RED-ZONE SCORES	(12-13) 92%	(5-8) 63%
RED-ZONE TOUCHDOWNS	(10-13) 77%	(4-8) 50%
PAT-ATTEMPTS	(13-13) 100%	(5-5) 100%
ATTENDANCE	231868	0
Games/Avg Per Game	3/77289	0/0
Neutral Site Games		0/0

Score by Quarters	1st	2nd	3rd	4th	OT	Total
Wisconsin	17	31	17	35	0	100
Opponents	14	7	10	10	0	41

Wisconsin Football 2018
Wisconsin Overall Individual Statistics (as of Sep 15, 2018)
All games

<u>Rushing</u>	<u>gp</u>	<u>att</u>	<u>gain</u>	<u>loss</u>	<u>net</u>	<u>avg</u>	<u>td</u>	<u>lg</u>	<u>avg/g</u>
Taylor, J.	3	77	521	6	515	6.7	5	47	171.7
Deal, Taiwan	3	23	125	0	125	5.4	2	16	41.7
Groshek, G.	3	10	69	0	69	6.9	0	31	23.0
Ingold, Alec	3	9	65	0	65	7.2	2	39	21.7
Pryor, Kendric	3	2	40	0	40	20.0	0	21	13.3
James, Chris	2	8	39	0	39	4.9	0	9	19.5
Cruickshank, A.	3	1	11	0	11	11.0	0	11	3.7
Stokke, Mason	3	2	6	0	6	3.0	0	3	2.0
Hornibrook, A.	3	9	22	37	-15	-1.7	0	16	-5.0
Total	3	141	898	43	855	6.1	9	47	285.0
Opponents	3	92	442	50	392	4.3	2	46	130.7

<u>Passing</u>	<u>gp</u>	<u>effic</u>	<u>comp-att-int</u>	<u>pct</u>	<u>yds</u>	<u>td</u>	<u>lg</u>	<u>avg/g</u>
Hornibrook, A.	3	145.41	43-68-2	63.2	595	3	44	198.3
TEAM	2	0.00	0-3-0	0.0	0	0	0	0.0
Vanden Boom, D.	1	455.20	1-1-0	100.0	3	1	3	3.0
Total	3	143.66	44-72-2	61.1	598	4	44	199.3
Opponents	3	109.66	44-77-3	57.1	435	3	48	145.0

<u>Receiving</u>	<u>gp</u>	<u>no.</u>	<u>yds</u>	<u>avg</u>	<u>td</u>	<u>lg</u>	<u>avg/g</u>
Taylor, A.J.	3	12	250	20.8	1	44	83.3
Ferguson, Jake	3	8	108	13.5	0	27	36.0
Groshek, G.	3	6	79	13.2	1	43	26.3
Pryor, Kendric	3	5	62	12.4	1	22	20.7
Davis, Danny	1	4	40	10.0	0	18	40.0
Taylor, J.	3	3	14	4.7	0	10	4.7
Dunn, Jack	3	1	20	20.0	0	20	6.7
Deal, Taiwan	3	1	10	10.0	0	10	3.3
Krumholz, Adam	2	1	5	5.0	0	5	2.5
Penniston, Kyle	3	1	4	4.0	0	4	1.3
Neuville, Z.	2	1	3	3.0	0	3	1.5
Mustapha, Taj	3	1	3	3.0	1	3	1.0
Total	3	44	598	13.6	4	44	199.3
Opponents	3	44	435	9.9	3	48	145.0

<u>Punt Returns</u>	<u>no.</u>	<u>yds</u>	<u>avg</u>	<u>td</u>	<u>lg</u>
Dunn, Jack	1	10	10.0	0	10
Davis, Danny	1	1	1.0	0	1
Total	2	11	5.5	0	10
Opponents	2	6	3.0	0	8

<u>Interceptions</u>	<u>no.</u>	<u>yds</u>	<u>avg</u>	<u>td</u>	<u>lg</u>
Cone, Madison	1	2	2.0	0	2
Hicks, Faion	1	0	0.0	0	0
Nelson, Scott	1	22	22.0	0	22
Total	3	24	8.0	0	22
Opponents	2	41	20.5	0	29

<u>Kick Returns</u>	<u>no.</u>	<u>yds</u>	<u>avg</u>	<u>td</u>	<u>lg</u>
Cruickshank, A.	7	146	20.9	0	30
Pryor, Kendric	1	15	15.0	0	15
Total	8	161	20.1	0	30
Opponents	2	48	24.0	0	28

<u>Fumble Returns</u>	<u>no.</u>	<u>yds</u>	<u>avg</u>	<u>td</u>	<u>lg</u>
Total	0	0	0.0	0	0
Opponents	1	10	10.0	0	10

Wisconsin Football 2018
Wisconsin Overall Individual Statistics (as of Sep 15, 2018)
All games

Scoring	td	fg	PAT				dpx	saf	pts
			kick	rush	rcv	pass			
Taylor, J.	5	-	-	-	-	-	-	-	30
Gaglianone, R.	-	3-4	13-13	-	-	-	-	-	22
Ingold, Alec	2	-	-	-	-	-	-	-	12
Deal, Taiwan	2	-	-	-	-	-	-	-	12
Pryor, Kendric	1	-	-	-	-	-	-	-	6
Taylor, A.J.	1	-	-	-	-	-	-	-	6
Groshek, G.	1	-	-	-	-	-	-	-	6
Mustapha, Taj	1	-	-	-	-	-	-	-	6
Total	13	3-4	13-13	-	-	-	-	-	100
Opponents	5	2-3	5-5	-	-	-	-	-	41

Total Offense	g	plays	rush	pass	total	avg/g
Hornibrook, A.	3	77	-15	595	580	193.3
Taylor, J.	3	77	515	0	515	171.7
Deal, Taiwan	3	23	125	0	125	41.7
Groshek, G.	3	10	69	0	69	23.0
Ingold, Alec	3	9	65	0	65	21.7
Pryor, Kendric	3	2	40	0	40	13.3
James, Chris	2	8	39	0	39	19.5
Cruickshank, A.	3	1	11	0	11	3.7
Stokke, Mason	3	2	6	0	6	2.0
Vanden Boom, D.	1	1	0	3	3	3.0
Total	3	213	855	598	1453	484.3
Opponents	3	169	392	435	827	275.7

Field Goals	fg	pct.	01-19	20-29	30-39	40-49	50-99	lg	blk
Gaglianone, R.	3-4	75.0	0-0	1-1	1-1	1-2	0-0	42	0

FG Sequence	Wisconsin	Opponents
Western Kentucky	(39),(42)	(25)
New Mexico	(26)	-
BYU	42	52,(45)

Numbers in (parentheses) indicate field goal was made.

Punting	no.	yds	avg	lg	tb	fc	i20	50+	blk
Lotti, Anthony	9	384	42.7	63	0	5	5	2	0
Total	9	384	42.7	63	0	5	5	2	0
Opponents	15	599	39.9	50	0	4	4	3	0

Kickoffs	no.	yds	avg	tb	ob	retn	net	ydln
Hintze, Zach	19	1232	64.8	17	0			
Total	19	1232	64.8	17	0	24.0	39.9	25
Opponents	10	629	62.9	2	0	20.1	41.8	23

Wisconsin Football 2018
Wisconsin Overall Individual Statistics (as of Sep 15, 2018)
All games

<u>All Purpose</u>	<u>g</u>	<u>rush</u>	<u>rcv</u>	<u>pr</u>	<u>kr</u>	<u>ir</u>	<u>total</u>	<u>avg/g</u>
Taylor, J.	3	515	14	0	0	0	529	176.3
Taylor, A.J.	3	0	250	0	0	0	250	83.3
Cruickshank, A.	3	11	0	0	146	0	157	52.3
Groshek, G.	3	69	79	0	0	0	148	49.3
Deal, Taiwan	3	125	10	0	0	0	135	45.0
Pryor, Kendric	3	40	62	0	15	0	117	39.0
Ferguson, Jake	3	0	108	0	0	0	108	36.0
Ingold, Alec	3	65	0	0	0	0	65	21.7
Davis, Danny	1	0	40	1	0	0	41	41.0
James, Chris	2	39	0	0	0	0	39	19.5
Dunn, Jack	3	0	20	10	0	0	30	10.0
Nelson, Scott	3	0	0	0	0	22	22	7.3
Stokke, Mason	3	6	0	0	0	0	6	2.0
Krumholz, Adam	2	0	5	0	0	0	5	2.5
Penniston, Kyle	3	0	4	0	0	0	4	1.3
Mustapha, Taj	3	0	3	0	0	0	3	1.0
Neuville, Z.	2	0	3	0	0	0	3	1.5
Cone, Madison	3	0	0	0	0	2	2	0.7
Hornibrook, A.	3	-15	0	0	0	0	-15	-5.0
Total	3	855	598	11	161	24	1649	549.7
Opponents	3	392	435	6	48	41	922	307.3

Wisconsin Football 2018
Wisconsin Overall Defensive Statistics (as of Sep 15, 2018)
All games

##	Defensive Leaders	gp	Tackles			tfl/yds	Sacks no-yds	Pass defense			Fumbles		blkd	
			ua	a	tot			int-yds	brup	qbh	rcv-yds	ff	kick	saf
14	Dixon, D'Cota	3	11	7	18	1.5-3	.	.	1	
9	Nelson, Scott	3	8	8	16	2.5-8	.	1-22	3	
43	Connelly, Ryan	3	10	6	16	3.5-8	1.0-5	.	.	2	.	.	.	
56	Baun, Zack	3	10	4	14	1.5-3	.	.	.	1	.	.	.	
53	Edwards, T.J.	3	8	6	14	2.5-5	.	.	.	2	.	.	.	
20	Hicks, Faion	3	5	4	9	.	.	1-0	2	
99	Sagapolu, Olive	3	4	4	8	2.0-7	1.0-5	
21	Williams, C.	3	4	4	8	.	.	.	2	
92	Henningsen, M.	3	2	6	8	1.0-1	.	.	.	1	.	.	.	
54	Orr, Chris	3	5	3	8	1-0	.	.	
17	Van Ginkel, A.	3	3	4	7	1.5-5	1.0-3	.	1	3	.	.	.	
31	Cone, Madison	3	5	.	5	.	.	1-2	1	
47	Grady, Griffin	2	2	2	4	
76	Lyles, Kayden	3	3	1	4	1-0	.	.	
25	Burrell, Eric	3	1	2	3	1	.	
97	Loudermilk, I.	2	2	1	3	1	.	.	.	
10	Currens, Seth	3	1	1	2	
5W	Wildgoose, R.	1	2	.	2	
52	Pfaff, David	2	1	1	2	
59	Johnson, Tyler	3	1	.	1	
84	Ferguson, Jake	3	.	1	1	
69	Vopal, Aaron	1	1	.	1	
79	Edwards, David	3	1	.	1	
28	Deal, Taiwan	3	1	.	1	
4B	Burton, Donte	1	1	.	1	
91	Williams, B.	3	.	1	1	
57	Sanborn, Jack	1	.	1	1	
37	Groshek, G.	3	.	1	1	
55	Bell, Christian	3	1	1	.	.	.	
Total		3	92	68	160	16-40	3-13	3-24	11	11	2-0	1	.	
Opponents		3	111	134	245	10-43	6-37	2-41	6	4	2-10	3	.	

Wisconsin Football 2018
Wisconsin Team Game-by-Game (as of Sep 15, 2018)
All games

TEAM STATISTICS

Date	Opponent	Rushing				Receiving				Passing				Kick Returns				Punt Returns				tot off		
		no.	yds	td	lg	no.	yds	td	lg	cmp	att	int	yds	td	lg	no.	yds	td	lg	no.	yds		td	lg
Aug 31	WESTERN KENTUCKY	39	234	2	47	17	257	2	43	17	31	0	257	2	43	2	45	0	30	0	0	0	0	491
Sep 08	NEW MEXICO	59	417	4	43	9	151	2	44	9	13	1	151	2	44	2	32	0	16	1	10	0	10	568
Sep 15	BYU	43	204	3	31	18	190	0	27	18	28	1	190	0	27	4	84	0	24	1	1	0	1	394
Opponents		141	855	9	47	44	598	4	44	44	72	2	598	4	44	8	161	0	30	2	11	0	10	1453
		92	392	2	46	44	435	3	48	44	77	3	435	3	48	2	48	0	28	2	6	0	8	827

Games: 3 • Avg/rush: 6.1 • Avg/catch: 13.6 • Pass effic: 143.66 • KR avg: 20.1 • PR avg: 5.5 • All purpose avg/game: 549.7 • Total offense avg/gm: 484.3

Date	Opponent	Tackles				Sacks no-yds	Fumble		Pass Defense			blkd kick	PAT Attempts			off			
		ua	a	total	tfl-yds		ff	fr-yds	int-yds	qbh	brup		kick	rush	rcv	saf	t/o	pts	
Aug 31	WESTERN KENTUCKY	38	24	62	4.0-12	1.0-5	1	1-0	1-0	2	3	0	4-4	0	0	0	0	0	34
Sep 08	NEW MEXICO	30	20	50	6.0-12	1.0-3	0	1-0	2-24	5	3	0	6-6	0	0	0	0	21	45
Sep 15	BYU	24	24	48	6.0-16	1.0-5	0	0-0	0-0	4	5	0	3-3	0	0	0	0	21	
Opponents		92	68	160	16.0-40	3.0-13	1	2-0	3-24	11	11	0	13-13	0	0	0	0	21	100
		111	134	245	10.0-43	6.0-37	3	2-10	2-41	4	6	0	5-5	0	0	0	0	7	41

Date	Opponent	Punting							Field Goals			Kickoffs						
		no.	yds	avg	long	blkd	tb	fc	50+	i20	md-att	long	blkd	no.	yds	avg	tb	ob
Aug 31	WESTERN KENTUCKY	4	158	39.5	49	0	0	2	0	3	2-2	42	0	7	455	65.0	7	0
Sep 08	NEW MEXICO	1	54	54.0	54	0	0	0	1	0	1-1	26	0	8	517	64.6	6	0
Sep 15	BYU	4	172	43.0	63	0	0	3	1	2	0-1	0	0	4	260	65.0	4	0
Opponents		9	384	42.7	63	0	0	5	2	5	3-4	42	0	19	1232	64.8	17	0
		15	599	39.9	50	0	0	4	3	4	2-3	45	0	10	629	62.9	2	0

Wisconsin Football 2018
Wisconsin Opponent Game-by-Game (as of Sep 15, 2018)
All games

OPPONENT STATISTICS

Date	Opponent	Rushing				Receiving				Passing				Kick Returns				Punt Returns				tot off		
		no.	yds	td	lg	no.	yds	td	lg	cmp	att	int	yds	td	lg	no.	yds	td	lg	no.	yds		td	lg
Aug 31	WESTERN KENTUCKY	34	124	0	15	17	181	0	48	17	30	1	181	0	48	0	0	0	0	1	-2	0	0	305
Sep 08	NEW MEXICO	30	77	0	16	14	134	2	17	14	24	2	134	2	17	2	48	0	28	1	8	0	8	211
Sep 15	BYU	28	191	2	46	13	120	1	31	13	23	0	120	1	31	0	0	0	0	0	0	0	0	311
Wisconsin		92	392	2	46	44	435	3	48	44	77	3	435	3	48	2	48	0	28	2	6	0	8	827
Wisconsin		141	855	9	47	44	598	4	44	44	72	2	598	4	44	8	161	0	30	2	11	0	10	1453

Games: 3 • Avg/rush: 4.3 • Avg/catch: 9.9 • Pass effic: 109.66 • KR avg: 24.0 • PR avg: 3.0 • All purpose avg/game: 307.3 • Total offense avg/gm: 275.7

Date	Opponent	Tackles				Sacks no-yds	Fumble		Pass Defense			blkd kick	PAT Attempts			off							
		ua	a	total	tfl-yds		ff	fr-yds	int-yds	qbh	brup		kick	rush	rcv	saf	t/o	pts					
Aug 31	WESTERN KENTUCKY	30	42	72	5.0-21	3.0-18	1	1-10	0-0	3	4	0	0-0	0	0	0	0	0	0	0	0	0	3
Sep 08	NEW MEXICO	40	50	90	2.0-9	1.0-7	2	1-0	1-29	0	1	0	2-2	0	0	0	0	0	0	0	0	0	14
Sep 15	BYU	41	42	83	3.0-13	2.0-12	0	0-0	1-12	1	1	0	3-3	0	0	0	0	7	24				
Wisconsin		111	134	245	10.0-43	6.0-37	3	2-10	2-41	4	6	0	5-5	0	0	0	0	7	41				
Wisconsin		92	68	160	16.0-40	3.0-13	1	2-0	3-24	11	11	0	13-13	0	0	0	0	21	100				

Date	Opponent	Punting							Field Goals			Kickoffs						
		no.	yds	avg	long	blkd	tb	fc	50+	i20	md-att	long	blkd	no.	yds	avg	tb	ob
Aug 31	WESTERN KENTUCKY	6	211	35.2	37	0	0	3	0	1	1-1	25	0	2	125	62.5	0	0
Sep 08	NEW MEXICO	5	195	39.0	50	0	0	0	1	1	0-0	0	0	3	195	65.0	1	0
Sep 15	BYU	4	193	48.2	50	0	0	1	2	2	1-2	45	0	5	309	61.8	1	0
Wisconsin		15	599	39.9	50	0	0	4	3	4	2-3	45	0	10	629	62.9	2	0
Wisconsin		9	384	42.7	63	0	0	5	2	5	3-4	42	0	19	1232	64.8	17	0

Wisconsin Football 2018
Wisconsin Game Superlatives (as of Sep 15, 2018)
All games

INDIVIDUAL GAME HIGHS

Rushes	33	Taylor, J. vs New Mexico (Sep 08, 2018)
Yards Rushing	253	Taylor, J. vs New Mexico (Sep 08, 2018)
TD Rushes	3	Taylor, J. vs New Mexico (Sep 08, 2018)
Long Rush	47	Taylor, J. vs Western Kentucky (Aug 31, 2018)
Pass attempts	29	Hornibrook, A. vs Western Kentucky (Aug 31, 2018)
Pass completions	18	Hornibrook, A. vs BYU (Sep 15, 2018)
Yards Passing	257	Hornibrook, A. vs Western Kentucky (Aug 31, 2018)
TD Passes	2	Hornibrook, A. vs Western Kentucky (Aug 31, 2018)
Long Pass	44	Hornibrook, A. vs New Mexico (Sep 08, 2018)
Receptions	5	Taylor, A.J. vs Western Kentucky (Aug 31, 2018)
	5	Taylor, A.J. vs New Mexico (Sep 08, 2018)
Yards Receiving	134	Taylor, A.J. vs New Mexico (Sep 08, 2018)
TD Receptions	1	Groshek, G. vs Western Kentucky (Aug 31, 2018)
	1	Pryor, Kendric vs Western Kentucky (Aug 31, 2018)
	1	Mustapha, Taj vs New Mexico (Sep 08, 2018)
	1	Taylor, A.J. vs New Mexico (Sep 08, 2018)
Long Reception	44	Taylor, A.J. vs New Mexico (Sep 08, 2018)
Field Goals	2	Gaglianone, R. vs Western Kentucky (Aug 31, 2018)
Long Field Goal	42	Gaglianone, R. vs Western Kentucky (Aug 31, 2018)
Punts	4	Lotti, Anthony vs Western Kentucky (Aug 31, 2018)
	4	Lotti, Anthony vs BYU (Sep 15, 2018)
Punting Avg	54.0	Lotti, Anthony vs New Mexico (Sep 08, 2018)
Long Punt	63	Lotti, Anthony vs BYU (Sep 15, 2018)
Punts inside 20	3	Lotti, Anthony vs Western Kentucky (Aug 31, 2018)
Long Punt Return	10	Dunn, Jack vs New Mexico (Sep 08, 2018)
Long Kickoff Return	30	Cruickshank, A. vs Western Kentucky (Aug 31, 2018)
Tackles	9	Dixon, D'Cota vs New Mexico (Sep 08, 2018)
Sacks	1.0	Connelly, Ryan vs Western Kentucky (Aug 31, 2018)
	1.0	Van Ginkel, A. vs New Mexico (Sep 08, 2018)
	1.0	Sagapolu, Olive vs BYU (Sep 15, 2018)
Tackles For Loss	1.5	Connelly, Ryan vs Western Kentucky (Aug 31, 2018)
	1.5	Van Ginkel, A. vs New Mexico (Sep 08, 2018)
	1.5	Nelson, Scott vs BYU (Sep 15, 2018)
	1.5	Edwards, T.J. vs BYU (Sep 15, 2018)
Interceptions	1	Hicks, Faion vs Western Kentucky (Aug 31, 2018)
	1	Nelson, Scott vs New Mexico (Sep 08, 2018)
	1	Cone, Madison vs New Mexico (Sep 08, 2018)

Wisconsin Football 2018
Wisconsin Game Superlatives (as of Sep 15, 2018)
All games

TEAM GAME HIGHS

Rushes	59	vs New Mexico (Sep 08, 2018)
Yards Rushing	417	vs New Mexico (Sep 08, 2018)
Yards Per Rush	7.1	vs New Mexico (Sep 08, 2018)
TD Rushes	4	vs New Mexico (Sep 08, 2018)
Pass attempts	31	vs Western Kentucky (Aug 31, 2018)
Pass completions	18	vs BYU (Sep 15, 2018)
Yards Passing	257	vs Western Kentucky (Aug 31, 2018)
Yards Per Pass	11.6	vs New Mexico (Sep 08, 2018)
TD Passes	2	vs Western Kentucky (Aug 31, 2018)
	2	vs New Mexico (Sep 08, 2018)
Total Plays	72	vs New Mexico (Sep 08, 2018)
Total Offense	568	vs New Mexico (Sep 08, 2018)
Yards Per Play	7.9	vs New Mexico (Sep 08, 2018)
Points	45	vs New Mexico (Sep 08, 2018)
Sacks By	1	vs Western Kentucky (Aug 31, 2018)
	1	vs New Mexico (Sep 08, 2018)
	1	vs BYU (Sep 15, 2018)
First Downs	29	vs New Mexico (Sep 08, 2018)
Penalties	8	vs Western Kentucky (Aug 31, 2018)
Penalty Yards	70	vs Western Kentucky (Aug 31, 2018)
Turnovers	2	vs New Mexico (Sep 08, 2018)
Interceptions By	2	vs New Mexico (Sep 08, 2018)
Punts	4	vs Western Kentucky (Aug 31, 2018)
	4	vs BYU (Sep 15, 2018)
Punting Avg	54.0	vs New Mexico (Sep 08, 2018)
Long Punt	63	vs BYU (Sep 15, 2018)
Punts inside 20	3	vs Western Kentucky (Aug 31, 2018)
Long Punt Return	10	vs New Mexico (Sep 08, 2018)

Wisconsin Football 2018
Wisconsin Game Superlatives (as of Sep 15, 2018)
All games

OPPONENT INDIVIDUAL GAME HIGHS

Rushes	13	OWENS, Tyrone, vs New Mexico (Sep 08, 2018)
Yards Rushing	118	CANADA, Squally, vs BYU (Sep 15, 2018)
TD Rushes	2	CANADA, Squally, vs BYU (Sep 15, 2018)
Long Rush	46	CANADA, Squally, vs BYU (Sep 15, 2018)
Pass attempts	26	ECKELS, Drew, vs Western Kentucky (Aug 31, 2018)
Pass completions	15	ECKELS, Drew, vs Western Kentucky (Aug 31, 2018)
Yards Passing	167	ECKELS, Drew, vs Western Kentucky (Aug 31, 2018)
TD Passes	1	TUIOTI, Tevaka, vs New Mexico (Sep 08, 2018)
	1	JONES, Sheriron, vs New Mexico (Sep 08, 2018)
	1	HIFO, Aleva, vs BYU (Sep 15, 2018)
Long Pass	48	ECKELS, Drew, vs Western Kentucky (Aug 31, 2018)
Receptions	4	JACKSON, Lucky, vs Western Kentucky (Aug 31, 2018)
	4	LANE, Xavier, vs Western Kentucky (Aug 31, 2018)
Yards Receiving	48	SLOAN, Jacquez, vs Western Kentucky (Aug 31, 2018)
TD Receptions	1	LILLY, Elijah, vs New Mexico (Sep 08, 2018)
	1	HARTJOHNSON, D, vs New Mexico (Sep 08, 2018)
	1	LAULUPUTUTAU, M, vs BYU (Sep 15, 2018)
Long Reception	48	SLOAN, Jacquez, vs Western Kentucky (Aug 31, 2018)
Field Goals	1	NUSS, Ryan, vs Western Kentucky (Aug 31, 2018)
	1	SOUTHAM, Skyler, vs BYU (Sep 15, 2018)
Long Field Goal	45	SOUTHAM, Skyler, vs BYU (Sep 15, 2018)
Punts	6	RINELLA, Alex, vs Western Kentucky (Aug 31, 2018)
Punting Avg	48.2	ALMOND, Rhett, vs BYU (Sep 15, 2018)
Long Punt	50	DYER, Tyson, vs New Mexico (Sep 08, 2018)
	50	ALMOND, Rhett, vs BYU (Sep 15, 2018)
Punts inside 20	2	ALMOND, Rhett, vs BYU (Sep 15, 2018)
Long Punt Return	8	HAYES, Marcus, vs New Mexico (Sep 08, 2018)
Long Kickoff Return	28	LILLY, Elijah, vs New Mexico (Sep 08, 2018)
Tackles	13	HART, Alex, vs New Mexico (Sep 08, 2018)
	13	TAKITAKI, Sione, vs BYU (Sep 15, 2018)
Sacks	1.0	WHYTE, Masai, vs Western Kentucky (Aug 31, 2018)
	1.0	DARVIN, Jeremy, vs Western Kentucky (Aug 31, 2018)
	1.0	PARKER, Bijon, vs New Mexico (Sep 08, 2018)
	1.0	TAKITAKI, Sione, vs BYU (Sep 15, 2018)
	1.0	DAWE, Zac, vs BYU (Sep 15, 2018)
Tackles For Loss	2.0	TAKITAKI, Sione, vs BYU (Sep 15, 2018)
Interceptions	1	TOHI, Evahelotu, vs New Mexico (Sep 08, 2018)
	1	ANDERSON, Zayne, vs BYU (Sep 15, 2018)

Wisconsin Football 2018
Wisconsin Game Superlatives (as of Sep 15, 2018)
All games

OPPONENT TEAM GAME HIGHS

Rushes	34	vs Western Kentucky (Aug 31, 2018)
Yards Rushing	191	vs BYU (Sep 15, 2018)
Yards Per Rush	6.8	vs BYU (Sep 15, 2018)
TD Rushes	2	vs BYU (Sep 15, 2018)
Pass attempts	30	vs Western Kentucky (Aug 31, 2018)
Pass completions	17	vs Western Kentucky (Aug 31, 2018)
Yards Passing	181	vs Western Kentucky (Aug 31, 2018)
Yards Per Pass	6.0	vs Western Kentucky (Aug 31, 2018)
TD Passes	2	vs New Mexico (Sep 08, 2018)
Total Plays	64	vs Western Kentucky (Aug 31, 2018)
Total Offense	311	vs BYU (Sep 15, 2018)
Yards Per Play	6.1	vs BYU (Sep 15, 2018)
Points	24	vs BYU (Sep 15, 2018)
Sacks By	3	vs Western Kentucky (Aug 31, 2018)
First Downs	15	vs Western Kentucky (Aug 31, 2018)
Penalties	6	vs Western Kentucky (Aug 31, 2018)
Penalty Yards	65	vs Western Kentucky (Aug 31, 2018)
Turnovers	3	vs New Mexico (Sep 08, 2018)
Interceptions By	1	vs New Mexico (Sep 08, 2018)
	1	vs BYU (Sep 15, 2018)
Punts	6	vs Western Kentucky (Aug 31, 2018)
Punting Avg	48.2	vs BYU (Sep 15, 2018)
Long Punt	50	vs New Mexico (Sep 08, 2018)
	50	vs BYU (Sep 15, 2018)
Punts inside 20	2	vs BYU (Sep 15, 2018)
Long Punt Return	8	vs New Mexico (Sep 08, 2018)

Wisconsin Football 2018
Wisconsin Red-Zone Results (as of Sep 15, 2018)
All games

Wisconsin Inside Opponent Red-Zone

Date	Opponent	Score	Times In RZ	Times Scored	Total Pts	TDs	Rush TDs	Pass TDs	FGs Made	Failed to score inside RZ						
										FGA	Down	Int	Fumb	Half	Game	
Aug 31, 2018	WESTERN KENTUCKY	W 34-3	2	2	10	1	0	1	1	0	0	0	0	0	0	0
Sep 08, 2018	NEW MEXICO	W 45-14	8	7	45	6	4	2	1	0	0	0	1	0	0	0
Sep 15, 2018	BYU	L 21-24	3	3	21	3	3	0	0	0	0	0	0	0	0	0
Totals			13	12	76	10	7	3	2	0	0	0	1	0	0	0

12 of 13 (92.3%)

Opponents Inside Wisconsin Red-Zone

Date	Opponent	Score	Times In RZ	Times Scored	Total Pts	TDs	Rush TDs	Pass TDs	FGs Made	Failed to score inside RZ						
										FGA	Down	Int	Fumb	Half	Game	
Aug 31, 2018	WESTERN KENTUCKY	W 34-3	4	1	3	0	0	0	1	0	1	1	1	0	0	0
Sep 08, 2018	NEW MEXICO	W 45-14	2	2	14	2	0	2	0	0	0	0	0	0	0	0
Sep 15, 2018	BYU	L 21-24	2	2	14	2	2	0	0	0	0	0	0	0	0	0
Totals			8	5	31	4	2	2	1	0	1	1	1	0	0	0

5 of 8 (62.5%)

Wisconsin Football 2018
Wisconsin By-Quarter Statistics (as of Sep 15, 2018)
All games

3rd-Down Conversions

Date	Opponent	Score	Overall	1st Qtr	2nd Qtr	3rd Qtr	4th Qtr	Overtime
Aug 31, 2018	WESTERN KENTUCKY	W 34-3	7-13 53.8	2-4 50.0	3-5 60.0	1-2 50.0	1-2 50.0	
Sep 08, 2018	NEW MEXICO	W 45-14	6-9 66.7	1-2 50.0	1-2 50.0	2-3 66.7	2-2 100.0	
Sep 15, 2018	BYU	L 21-24	4-13 30.8	2-4 50.0	0-2 0.0	1-4 25.0	1-3 33.3	
	Wisconsin		17-35 48.6	5-10 50.0	4-9 44.4	4-9 44.4	4-7 57.1	0-0 0.0
	Opponents		14-38 36.8	5-9 55.6	2-10 20.0	2-10 20.0	5-9 55.6	0-0 0.0

4th-Down Conversions

Date	Opponent	Score	Overall	1st Qtr	2nd Qtr	3rd Qtr	4th Qtr	Overtime
Aug 31, 2018	WESTERN KENTUCKY	W 34-3	0-0 0.0	0-0 0.0	0-0 0.0	0-0 0.0	0-0 0.0	
Sep 08, 2018	NEW MEXICO	W 45-14	1-1 100.0	0-0 0.0	0-0 0.0	1-1 100.0	0-0 0.0	
Sep 15, 2018	BYU	L 21-24	2-3 66.7	0-0 0.0	1-1 100.0	1-2 50.0	0-0 0.0	
	Wisconsin		3-4 75.0	0-0 0.0	1-1 100.0	2-3 66.7	0-0 0.0	0-0 0.0
	Opponents		1-2 50.0	0-0 0.0	0-0 0.0	0-1 0.0	1-1 100.0	0-0 0.0

Time of Possession

Date	Opponent	Score	Overall	1st Qtr	2nd Qtr	3rd Qtr	4th Qtr	Overtime
Aug 31, 2018	WESTERN KENTUCKY	W 34-3	34:03	8:52	9:28	8:27	7:16	
Sep 08, 2018	NEW MEXICO	W 45-14	36:34	6:24	7:56	12:06	10:08	
Sep 15, 2018	BYU	L 21-24	34:20	7:09	8:36	9:50	8:45	
	Wisconsin	Total	104:57	22:25	26:00	30:23	26:09	0:00
		Avg.	34:59	7:28	8:40	10:07	8:43	0:00
	Opponents	Total	75:03	22:35	19:00	14:37	18:51	0:00
		Avg.	25:01	7:31	6:20	4:52	6:17	0:00

Wisconsin Football 2018
Wisconsin Games Played (as of Sep 15, 2018)
All games

##	PLAYER	GP-GS	WKU	NM	BYU
90	Allen, Connor	3/-	XXX	XXX	XXX
56	Baun, Zack	3/3	START	START	START
51	Bay, Adam	3/-	XXX	XXX	XXX
65	Beach, Tyler	3/-	XXX	XXX	XXX
55	Bell, Christian	3/-	XXX	XXX	XXX
66	Benzschawel, B.	3/3	START	START	START
86	Benzschawel, L.	1/1	START
61	Biadasz, Tyler	3/3	START	START	START
26	Blaylock, T.	3/-	XXX	XXX	XXX
13	Bondoc, Evan	3/-	XXX	XXX	XXX
60	Bruss, Logan	3/-	XXX	XXX	XXX
41	Burks, Noah	3/-	XXX	XXX	XXX
25	Burrell, Eric	3/-	XXX	XXX	XXX
4B	Burton, Donte	1/-	XXX
31	Cone, Madison	3/-	XXX	XXX	XXX
43	Connelly, Ryan	3/3	START	START	START
1	Cruickshank, A.	3/-	XXX	XXX	XXX
10	Currens, Seth	3/-	XXX	XXX	XXX
6	Davis, Danny	1/1	START
28	Deal, Taiwan	3/-	XXX	XXX	XXX
63	Deiter, Michael	3/3	START	START	START
67	Dietzen, Jon	2/2	START	...	START
14	Dixon, D'Cota	3/3	START	START	START
16	Dunn, Jack	3/-	XXX	XXX	XXX
79	Edwards, David	3/3	START	START	START
53	Edwards, T.J.	3/3	START	START	START
78	Erdmann, Jason	3/-	XXX	XXX	XXX
84	Ferguson, Jake	3/-	XXX	XXX	XXX
27	Gaglianone, R.	3/-	XXX	XXX	XXX
47	Grady, Griffin	2/-	XXX	XXX	...
50	Green-May, I.	3/-	XXX	XXX	XXX
37	Groshek, G.	3/-	XXX	XXX	XXX
8	Harrell, Deron	3/-	XXX	XXX	XXX
92	Henningsen, M.	3/2	START	START	XXX
20	Hicks, Faion	3/3	START	START	START
39	Hintze, Zach	3/-	XXX	XXX	XXX
12	Hornibrook, A.	3/3	START	START	START
45	Ingold, Alec	3/3	START	START	START
5	James, Chris	2/-	XXX	XXX	...
59	Johnson, Tyler	3/-	XXX	XXX	XXX
75	Kapoi, Micah	3/-	XXX	XXX	XXX
24	Krumholz, Adam	2/1	XXX	START	...
46	Lloyd, Gabe	3/-	XXX	XXX	XXX
15	Lotti, Anthony	3/-	XXX	XXX	XXX
97	Loudermilk, I.	2/1	...	XXX	START
76	Lyles, Kayden	3/3	START	START	START
58	Maskalunas, M.	1/-	XXX

Wisconsin Football 2018
Wisconsin Games Played (as of Sep 15, 2018)
All games

##	PLAYER	GP-GS	WKU	NM	BYU
68	Moorman, David	3/-	XXX	XXX	XXX
81	Mustapha, Taj	3/-	XXX	XXX	XXX
9	Nelson, Scott	3/3	START	START	START
85	Neuville, Z.	2/2	...	START	START
54	Orr, Chris	3/-	XXX	XXX	XXX
49	Penniston, Kyle	3/2	START	START	XXX
52	Pfaff, David	2/-	XXX	XXX	...
3	Pryor, Kendric	3/1	START	XXX	XXX
74	Roberge, Gunnar	1/-	XXX
99	Sagapolu, Olive	3/3	START	START	START
57	Sanborn, Jack	1/-	XXX
70	Seltzner, Josh	2/-	XXX	XXX	...
34	Stokke, Mason	3/-	XXX	XXX	XXX
4	Taylor, A.J.	3/1	XXX	XXX	START
23	Taylor, J.	3/3	START	START	START
17	Van Ginkel, A.	3/3	START	START	START
71	Van Lanen, Cole	3/1	XXX	START	XXX
1V	Vanden Boom, D.	1/-	...	XXX	...
69	Vopal, Aaron	1/-	XXX
5W	Wildgoose, R.	1/-	...	XXX	...
91	Williams, B.	3/-	XXX	XXX	XXX
21	Williams, C.	3/3	START	START	START

Wisconsin Football 2018
Wisconsin Total Tackles Game-by-Game (as of Sep 15, 2018)
All games

Total Tackles	UA-A	Total	WKU	NM	BYU
Dixon, D'Cota DB	11-7	18	1-4	6-3	4-0
Connelly, Ryan LB	10-6	16	3-2	3-0	4-4
Nelson, Scott DB	8-8	16	5-2	2-2	1-4
Baun, Zack LB	10-4	14	5-0	3-3	2-1
Edwards, T.J. LB	8-6	14	5-2	2-2	1-2
Hicks, Faion DB	5-4	9	2-1	0-1	3-2
Henningesen, M. DL	2-6	8	1-3	1-1	0-2
Sagapolu, Olive DL	4-4	8	0-2	2-0	2-2
Orr, Chris LB	5-3	8	3-2	2-1	-
Williams, C. CB	4-4	8	0-1	0-2	4-1
Van Ginkel, A. LB	3-4	7	1-2	2-1	0-1
Cone, Madison DB	5-0	5	1-0	1-0	3-0
Grady, Griffin LB	2-2	4	2-2	-	DNP
Lyles, Kayden DL	3-1	4	2-0	1-1	-
Burrell, Eric DB	1-2	3	1-0	0-2	-
Loudermilk, I. DL	2-1	3	DNP	2-0	0-1
Currens, Seth DB	1-1	2	1-0	0-1	-
Pfaff, David DL	1-1	2	1-1	-	DNP
Wildgoose, R. DB	2-0	2	DNP	2-0	DNP
Groshek, G.	0-1	1	-	-	0-1
Edwards, David	1-0	1	1-0	-	-
Vopal, Aaron DL	1-0	1	1-0	DNP	DNP
Johnson, Tyler LB	1-0	1	1-0	-	-
Williams, B. DL	0-1	1	-	-	0-1
Burton, Donte DB	1-0	1	1-0	DNP	DNP
Deal, Taiwan	1-0	1	-	1-0	-
Sanborn, Jack LB	0-1	1	DNP	DNP	0-1
Ferguson, Jake	0-1	1	-	-	0-1

Wisconsin Football 2018
Wisconsin Passing Game-by-Game (as of Sep 15, 2018)
All games

#12 Hornibrook, A.	Comp	Att	Int	Pct	Yards	TD	Long	Sacked	Effic
Western Kentucky	17	29	0	58.6	257	2	43	3-18	155.82
New Mexico	8	11	1	72.7	148	1	44	1-7	197.56
BYU	18	28	1	64.3	190	0	27	2-12	114.14
TOTALS	43	68	2	63.2	595	3	44	6-37	145.41

#1V Vanden Boom, D.	Comp	Att	Int	Pct	Yards	TD	Long	Sacked	Effic
New Mexico	1	1	0	100.0	3	1	3	0-0	455.20
TOTALS	1	1	0	100.0	3	1	3	0-0	455.20

#TM TEAM	Comp	Att	Int	Pct	Yards	TD	Long	Sacked	Effic
Western Kentucky	0	2	0	0.0	0	0	0	0-0	0.00
New Mexico	0	1	0	0.0	0	0	0	0-0	0.00
TOTALS	0	3	0	0.0	0	0	0	0-0	0.00

Wisconsin Football 2018
Wisconsin Rushing/Receiving Game-by-Game (as of Sep 15, 2018)
All games

RUSHING	No-Yds/TD	WKU	NM	BYU
Taylor, J. RB	77-515/5	18-145/2	33-253/3	26-117/0
Deal, Taiwan RB	23-125/2	8-53/0	9-57/0	6-15/2
Groshek, G. RB	10-69/0	1-3/0	3-21/0	6-45/0
Ingold, Alec FB	9-65/2	4-16/0	4-47/1	1-2/1
Pryor, Kendric WR	2-40/0	1-19/0	-	1-21/0
James, Chris RB	8-39/0	2-10/0	6-29/0	DNP
Cruickshank, A. WR	1-11/0	-	1-11/0	-
Stokke, Mason FB	2-6/0	-	2-6/0	-
Hornibrook, A. QB	9--15/0	5--12/0	1--7/0	3-4/0

RECEIVING	No-Yds/TD	WKU	NM	BYU
Taylor, A.J. WR	12-250/1	5-85/0	5-134/1	2-31/0
Ferguson, Jake TE	8-108/0	4-43/0	1-4/0	3-61/0
Groshek, G. RB	6-79/1	1-43/1	1-7/0	4-29/0
Pryor, Kendric WR	5-62/1	4-51/1	-	1-11/0
Davis, Danny WR	4-40/0	DNP	DNP	4-40/0
Dunn, Jack WR	1-20/0	1-20/0	-	-
Taylor, J. RB	3-14/0	-	-	3-14/0
Deal, Taiwan RB	1-10/0	1-10/0	-	-
Krumholz, Adam WR	1-5/0	1-5/0	-	DNP
Penniston, Kyle TE	1-4/0	-	-	1-4/0
Neuville, Z. TE	1-3/0	DNP	1-3/0	-
Mustapha, Taj WR	1-3/1	-	1-3/1	-