

GAME #4

923 WINS (7th in Nation)

52 BOWL GAMES (10th in Nation)

31 BOWL WINS (1-4th in Nation)

101 FIRST-TEAM ALL-AMERICANS

9/23/23 - 7:30 P.M.



VS.

University Park, Pa.
Beaver Stadium (106,572)

Series: Penn State Leads, 17-14

Last Meeting: Iowa, 23-20

October 9, 2021

#7/7 PENN STATE
NITTANY LIONS3-0, 1-0 Big Ten
H: 2-0, A: 1-0, N: 0-0Head Coach: James Franklin (East Stroudsburg '95)
Record at Penn State (9th season): 81-36 (.692)
Career Record (12th season): 105-51 (.673)
vs. Iowa: 4-2

SCHEDULE/RESULTS

		VS	(E.T.)	
9.2	7/7	West Virginia	W, 38-15	NBC
9.9	7/7	Delaware	W, 63-7	Peacock
9.16	7/7	at Illinois*	W, 30-13	FOX
9.23	7/7	Iowa* (24/22)	7:30 p.m.	CBS
9.30		at Northwestern*	noon	BTN
10.14		UMass	3:30 p.m.	TBA
10.21		at Ohio State* (6/4)	TBA	TBA
10.28		Indiana*	TBA	TBA
11.4		at Maryland* (RV/RV)	TBA	TBA
11.11		Michigan* (2/2)	noon	FOX
11.18		Rutgers*	TBA	TBA
11.24		at Michigan State*^	7:30 p.m.	NBC

* - B1G game

Rankings: AP/Coaches/CFP

^ - Ford Field - Detroit, Mich.

PxP: Brad Nessler
Analyst: Gary Danielson
Sideline: Jenny DellPxP: Steve Jones
Analyst: Jack Ham
Sideline: Brian Tripp
Local: 99.5 & 103.7 FM/1450 AM
Web: GoPSUsports.com
Sirius/XM/Internet: 84/386/SXM App

BY THE NUMBERS

10

With 30 points against Illinois, Penn State has scored at least 30 points in 10-straight games, the nation's longest active streak.

9-0

Over the last two seasons, Penn State is 9-0 when forcing multiple takeaways in a game.

9.69

After scoring 20 points off turnovers at Illinois, the Nittany Lions are averaging a nation-best 9.69 points off turnovers per game over the last two seasons.

33

Penn State forced five takeaways at Illinois and has now forced 33 turnovers (14 fumbles, 19 interceptions) over the last two years.

#24/22 IOWA
HAWKEYES3-0, 0-0 Big Ten
H: 2-0, A: 1-0, N: 0-0Head Coach: Kirk Ferentz (UConn, '78)
Record at Iowa (25th season): 189-115 (.622)
Career Record (28th season): 201-136 (.596)
vs. Penn State: 10-8

SCHEDULE/RESULTS

		VS	(E.T.)	
9.2	25/RV	Utah State	W, 24-14	FS1
9.9	RV/RV	at Iowa State (RV/-)	W, 20-13	FOX
9.16	25/24	Western Michigan	W, 41-10	BTN
9.23	24/22	at Penn State* (7/7)	7:30 p.m.	CBS
9.30		Michigan State*	7:30 p.m.	NBC
10.7		Purdue*	TBA	TBA
10.14		at Wisconsin* (RV/-)	TBA	TBA
10.21		Minnesota*	TBA	TBA
11.4		at Northwestern*^	TBA	TBA
11.11		Rutgers*	TBA	TBA
11.18		Illinois*	TBA	TBA
11.24		at Nebraska*	noon	CBS

* - B1G game

Rankings: AP/Coaches/CFP

^ - Wrigley Field - Chicago, Ill.

INSIDE THE GAME

NO. 7 NITTANY LIONS MEET NO. 24/22 IOWA
FOR ANNUAL PENN STATE WHITE OUT

- OPENING KICK:** No. 7 Penn State welcomes No. 24/22 Iowa to Beaver Stadium on Saturday for the annual Penn State White Out. Kickoff is set for 7:30 p.m. on CBS.
- PENN STATE WHITE OUT:** The Nittany Lions are set to hold their 15th full-stadium Penn State White Out on Saturday. The tradition stretches back to a student section White Out in 2004. Penn State's first full-stadium White Out was against Notre Dame in 2007.
- SERIES HISTORY:** Penn State meets Iowa for the 32nd time in the series. Penn State holds a 17-14 advantage in the series. However, the teams are tied 11-11 as Big Ten foes. Fourteen of the previous 31 matchups have been decided by one-possession, including the last matchup as Penn State fell 23-20 in Iowa City. Penn State jumped out to a 17-3 lead but Iowa held PSU to three points in the second half and got a go-ahead 44-yard touchdown reception by Nico Ragaini with 6:26 left in the fourth quarter.
- NITTANY LIONS ON CBS:** Penn State will play its 27th game on CBS on Saturday. The Nittany Lions are 16-10 all-time on CBS, including last season's 41-12 win at Auburn. CBS returns to broadcast from Beaver Stadium for the first time since November 24, 1990, a 22-17 Penn State win over Pitt.
- FORCING TAKEAWAYS:** The Nittany Lions forced five takeaways at Illinois, including four interceptions and a fumble recovery. LB Abdul Carter, CB Johnny Dixon, CB Daquan Hardy and CB Cam Miller each recorded an interception, while LB Dominic DeLuca forced a fumble, recovered by LB Kobe King. Penn State secured takeaways on three-straight possessions in the first quarter, turning those into 13 points. The Nittany Lions have recorded three or more takeaways in seven games over the last two seasons, tied-most among FBS teams.
- THE OPPOSITION:** Iowa finished non-conference play with a 3-0 mark after a 41-10 win over Western Michigan last Saturday. The Hawkeyes tallied 387 yards, while holding the Broncos to 239 yards. Leshon Williams rushed for 145 yards on 12 carries, while Gade McNamara threw a pair of touchdown passes. Nick Jackson led the defense with nine tackles, including a sack.

BREAKDOWN

RUSHING	Penn State:	#13 Kaytron Allen	42 for 208 yds (69.3 ypg; 5.0 ypc), 2 TD
	Iowa:	#4 Leshon Williams	19 for 164 yds (54.7 ypg; 8.6 ypc), 0 TD
PASSING	Penn State:	#15 Drew Allar	59-of-88 (67.0%), 737 yds (245.7 ypg), 4 TD/0 INT
	Iowa:	#12 Gade McNamara	38-of-71 (53.5%), 417 yds (139.0 ypg), 4 TD/3 INT
RECEIVING	Penn State:	#1 KeAndre Lambert-Smith	13 for 220 yds (73.3 ypg; 16.9 ypc), 2 TD
	Iowa:	#85 Luke Lachey	10 for 131 yds (43.7 ypg; 13.1 ypc), 0 TD
DEFENSE	Penn State:	#23 Curtis Jacobs	12 TT, 1.0 TFL, 1.0 SK, 3 QBH
	Iowa:	#34 Jay Higgins	32 TT, 1 FF, 3 PBU

RANKINGS COMPARISON

PSU	FBS	Conf	Stat	Conf	FBS	IOWA
43.9	59	8	3rd Down Offense Pct.	14	107	34.9
30.0	18	2	3rd Down Defense Pct.	7	38	33.3
65.3	48	5	Completion Pct.	12	116	53.2
170.7	21	4	Passing Defense	5	32	179.3
259.0	50	5	Passing Offense	11	121	150.7
78.1	25	3	Starting Quarterback QBR	13	116	30.4
19.8	65	8	Kick Return Avg.	2	14	30.0
6.6	74	10	Punt Return Avg.	4	52	8.5
100.0	109	11	Red Zone Defense	4	19	66.7
94.4	20	4	Red Zone Offense	5	31	91.7
96.7	33	6	Rushing Defense	7	40	106.7
208.3	22	3	Rushing Offense	9	72	151.3
11.7	13	4	Scoring Defense	5	18	12.3
43.7	14	1	Scoring Offense	7	73	28.3
3.3	16	2	Team Sacks	14	118	1.0
34:19	7	1	Time of Possession	6	53	30:52
267.3	16	3	Total Defense	6	31	286.0
467.3	26	3	Total Offense	13	119	302.0
+7	3	1	Turnover Margin	9	58	+0
12.88	78	5	Explosive Play Offense Pct.	13	106	11.45
9.39	28	4	Explosive Play Defense Pct.	2	5	6.47

TABLE OF CONTENTS

Page 2	Quick Facts/National Polls/This Day in History
Page 3	Opponent Tracker/B1G/Media Info
Page 4-6	Head Coach James Franklin
Page 7	Iowa Scouting Report/Series History
Page 8-10	Team Notes
8	Penn State vs. the Big Ten/PSU vs. B1G West
	Milestone Watch
9	At the Start/Record Breakdown
10	Historic Series/Home Sweet Home/2023 Captains
Page 11-21	Position Notes
11	Offensive Notes/Preseason Honors

12	Quarterbacks/National Nits/
	Academic Success/Pronunciations
13	Running Backs/Nicholas Singleton
14	Kaytron Allen/Tight Ends
	Winningest Programs/Welcome To The Game
15	Wide Receivers/Coaching Staff POTW
16	KeAndre Lambert-Smith/Offensive Line/
	Nittany Lions in the NFL
17	Defensive Notes/Chop Robinson
18	Defensive Line/Coaching Staff Notes/Assistant Coaches
19	Cornerbacks/Kalen King
20	Linebackers/Safeties/Abdul Carter

21	Special Teams/Lettermen Making Their Return/
	Riley Thompson
Page 22-25	Numerical Roster/Alphabetical Roster
Page 26-29	Records Watch
Page 30-32	Game Recaps
Page 33-51	Player Bios
Page 52-55	Season Statistics
Page 56-64	Game-By-Game Statistics
Page 65-66	Long Plays
Page 67	Start Chart
Page 68	Participation
Page 69	The Last Time

PROGRAM NOTES

RECENT SUCCESS

Since 2016, Penn State holds a .736 winning percentage, with a record of 67-24, the seventh-best winning percentage among Power Five programs. Penn State has won at least nine games in five of the last seven seasons.

ACADEMIC EXCELLENCE

A total of 584 of Penn State football student-athletes have earned Academic All-Big Ten honors since 1993 for owning at least a 3.0 grade point average and being a letterwinner.

ONE OF NATION'S TOUGHEST HOME VENUES

Penn State owns a superlative 312-80 (.796) record inside Beaver Stadium, the nation's second-largest facility, which opened in 1960 and has a capacity of 106,572. The Nittany Lions are 41-8 in Beaver Stadium since 2016, an .837 winning percentage, the eighth-best home record among Power Five teams.

QUICK FACTS

UNIVERSITY

NAME The Pennsylvania State University
LOCATION University Park, Pa.
FOUNDED 1855
ENROLLMENT 48,197 (UP Overall)
NICKNAME Nittany Lions
COLORS Blue & White
CONFERENCE Big Ten
DIVISION NCAA Division I
STADIUM Beaver Stadium (106,572)
STADIUM SURFACE Natural Grass
PRESIDENT Dr. Neeli Bendapudi
V.P. FOR INTERCOLLEGIATE ATHLETICS Dr. Patrick Kraft
HEAD COACH James Franklin (10th Season)
FOOTBALL OFFICE 814-865-0412
TICKET OFFICE 1-800-NITTANY

FOOTBALL HISTORY

FIRST YEAR 1887
ALL-TIME RECORD (135th Season) 923-406-42 (.689)
..... 7th in victories
ALL-TIME BIG TEN RECORD (29th Season) 155-92 (.628)
ALL-TIME BOWL RECORD 31-19-2 (.615)
..... T-4th in bowl victories
YEARS IN POSTSEASON PLAY 52
..... 10th in bowl appearances
BEAVER STADIUM RECORD 312-80 (.796)

ASSISTANT COACHES

MANNY DIAZ Florida State; 1995
..... Defensive Coordinator/Linebackers (2nd Season)
MIKE YURCICH California (Pa.); 1999
..... Offensive Coordinator/Quarterbacks (3rd Season)
STACY COLLINS Western Oregon; 1995
..... Special Teams Coordinator/Outside Linebacker/Nickels (2nd Season)
TY HOWLE Penn State; 2013
..... Co-Offensive Coordinator/Tight Ends (3rd Season)
ANTHONY POINDEXTER Virginia; 2009
..... Co-Defensive Coordinator/Safeties (3rd Season)
DEION BARNES Penn State; 2014
..... Defensive Line (1st Season)
JA'UAN SEIDER West Virginia; 2000
..... Assistant Head Coach/
..... Co-Offensive Coordinator/Running Backs (6th Season)
TERRY M. SMITH Penn State; 1991
..... Associate Head Coach/
..... Defensive Recruiting Coordinator/Cornerbacks (10th Season)
MARQUES HAGANS Virginia; 2005
..... Offensive Recruiting Coordinator/Wide Receivers (1st Season)
PHIL TRAUTWEIN Florida; 2007
..... Offensive Line (4th Season)
CHUCK LOSEY Vanderbilt; 2002
..... Assistant AD for Football Performance Enhancement (10th Season)

NATIONAL POLLS

PENN STATE IN THE POLLS

Date	CFP	AP	COACHES
Preseason	-	7	7
Week 2 (9/5)	-	7	7
Week 3 (9/10)	-	7	7
Week 4 (9/17)	-	7	7
Week 5 (9/24)	-	-	-
Week 6 (10/1)	-	-	-
Week 7 (10/8)	-	-	-
Week 8 (10/15)	-	-	-
Week 9 (10/22)	-	-	-
Week 10 (10/29, 10/31)	-	-	-
Week 11 (11/5, 7)	-	-	-
Week 12 (11/12, 14)	-	-	-
Week 13 (11/19, 21)	-	-	-
Week 14 (11/26, 28)	-	-	-
Week 15 (12/3)	-	-	-

COLLEGE FOOTBALL PLAYOFF

Rankings will be issued six times in 2023, including Selection Day, Sunday, December 3. The dates were as follows:

- Tuesday, October 31 (7 p.m.)
- Tuesday, November 7 (7 p.m.)
- Tuesday, November 14 (9 p.m.)
- Tuesday, November 21 (7 p.m.)
- Tuesday, November 28 (7 p.m.)
- Sunday, December 3 - Selection Day (Noon)

For more information on rankings, the selection committee protocol and voting process, visit collegefootballplayoff.com.

ASSOCIATED PRESS (9/17)

1. Georgia (57)	3-0	1566
2. Michigan (2)	3-0	1481
3. Texas (3)	3-0	1380
4. Florida State (1)	3-0	1378
5. USC	3-0	1296
6. Ohio State	3-0	1291
7. PENN STATE	3-0	1217
8. Washington	3-0	1194
9. Notre Dame	4-0	1066
10. Oregon	3-0	942
11. Utah	3-0	921
12. LSU	2-1	805
13. Alabama	2-1	796
14. Oregon State	3-0	715
15. Ole Miss	3-0	657
16. Oklahoma	3-0	606
17. North Carolina	3-0	567
18. Duke	3-0	530
19. Colorado	3-0	509
20. Miami	3-0	359
21. Washington State	3-0	278
22. UCLA	3-0	204
23. Tennessee	2-1	198
24. Iowa	3-0	125
25. Florida	2-1	103

Others receiving votes: Clemson 76, Missouri 72, Kansas State 54, TCU 21, Fresno State 17, Kansas 15, Tulane 13, Kentucky 10, Maryland 4, BYU 3, Wisconsin 2, Syracuse 2, Louisville 1, Auburn 1.

USA TODAY/AFCA COACHES (9/17)

1. Georgia (62)	3-0	1598
2. Michigan (1)	3-0	1514
3. Florida State	3-0	1396
4. Ohio State (1)	3-0	1394
5. USC	3-0	1325
6. Texas	3-0	1312
7. PENN STATE	3-0	1224
8. Washington	3-0	1164
9. Notre Dame	4-0	1044
10. Utah	3-0	967
11. Oregon	3-0	946
12. Alabama	2-1	886
13. LSU	2-1	808
14. Oklahoma	3-0	683
15. Oregon State	3-0	660
16. Ole Miss	3-0	602
17. North Carolina	3-0	592
18. Duke	3-0	469
19. Colorado	3-0	435
20. Tennessee	2-1	362
21. Miami	3-0	298
22. Iowa	3-0	206
23. Clemson	2-1	193
24. Washington State	3-0	160
25. UCLA	3-0	156

Others receiving votes: Kansas State 114, Missouri 44, Fresno State 43, Florida 41, Kentucky 28, TCU 26, Maryland 19, Kansas 17, Auburn 16, Texas A&M 11, Syracuse 10, Air Force 9, Tulane 7, UCF 5, Wyoming 3, Ohio 3, James Madison 3, Wake Forest 2, Louisville 2, Memphis 1, BYU 1, Arkansas 1.

2023 Opponents in bold

THIS DAY IN HISTORY

SEPT. 23

RECORD: 10-3
STREAK: W, 1

Season	Site	Result
1899	H	Penn State 38, Mansfield 0
1900	H	Penn State 17, Susquehanna 0
1916	H	Penn State 27, Susquehanna 0
1922	H	Penn State 54, St. Bonaventure 0
1961	H	No. 7 Penn State 20, Navy 10
1967	A	Navy 23, Penn State 22
1972	H	No. 11 Penn State 21, Navy 10

Season	Site	Result
1978	H	No. 3 Penn State 26, SMU 21
1989	H	Penn State 7, Boston College 3
1995	A	No. 6 Penn State 59, Rutgers 34
2000	A	No. 14 Ohio State 45, Penn State 6
2006	A	No. 1 Ohio State 28, No. 24 Penn State 6
2017	A	No. 4 Penn State 21, Iowa 19

OPPONENT TRACKER

WEST VIRGINIA (SEPT. 2) Overall: 2-1 Big 12: 0-0 This Week: host Texas Tech (1-2) Last Week: W, 17-6, vs. Pitt (1-2) WVUSports.com	DELAWARE (SEPT. 9) Overall: 2-1 CAA: 1-0 This Week: host New Hampshire (2-1) Last Week: W, 42-14, vs. Saint Francis (0-3) BlueHens.com	Illinois (SEPT. 16) Overall: 1-2 Big Ten: 0-1 This Week: host Florida Atlantic (1-2) Last Week: L, 13-30, vs. Penn State (3-0) FightingIllini.com
IOWA (SEPT. 23) Overall: 3-0 Big Ten: 0-0 This Week: at Penn State (3-0) Last Week: W, 41-10, vs. Western Michigan (1-2) HawkeyeSports.com	Northwestern (SEPT. 30) Overall: 1-2 Big Ten: 0-1 This Week: host Minnesota (2-1) Last Week: L, 14-38, at Duke (3-0) NUSports.com	UMASS (OCT. 14) Overall: 1-3 Independent: N/A This Week: host New Mexico (1-2) Last Week: L, 17-19, at Eastern Michigan (2-1) UMassAthletics.com
Ohio State (OCT. 21) Overall: 3-0 Big Ten: 1-0 This Week: at Notre Dame (4-0) Last Week: W, 63-10, vs. Western Kentucky (2-1) OhioStateBuckeyes.com	INDIANA (OCT. 28) Overall: 1-2 Big Ten: 0-1 This Week: host Akron (1-2) Last Week: L, 14-21, vs. Louisville (3-0) IUHoosiers.com	Maryland (NOV. 4) Overall: 3-0 Big Ten: 0-0 This Week: at Michigan State (2-1) Last Week: W, 42-14, vs. Virginia (0-3) UMTerps.com
MICHIGAN (NOV. 11) Overall: 3-0 Big Ten: 0-0 This Week: host Rutgers (3-0) Last Week: W, 31-6, vs. Bowling Green (1-2) MGoBlue.com	Rutgers (NOV. 18) Overall: 3-0 Big Ten: 1-0 This Week: at Michigan (3-0) Last Week: W, 35-16 vs. Virginia Tech (1-2) ScarletKnights.com	MICHIGAN STATE (NOV. 24) Overall: 2-1 Big Ten: 0-0 This Week: host Maryland (3-0) Last Week: L, 7-41, vs. Washington (3-0) MSUSpartans.com

PENN STATE MEDIA SERVICES

FOOTBALL CONTACTS

Greg Kincaid (Primary)
Cell: 814-753-2910

E-mail: grk5016@psu.edu
Twitter: @GoPSUGreg

Kris Petersen (James Franklin)
Cell: 814-883-4581

E-mail: kap18@psu.edu
Twitter: @GoPSUKris

Paul Marboe
Cell: 814-777-7604

E-mail: prms1118@psu.edu
Twitter: @pmarboe33

Matt Rudisill
Cell: 610-844-7310

E-mail: mpr5529@psu.edu
Twitter: @mrudy26

Senior Assoc. AD for Communications/Content/Branding: Kris Petersen

Asst. AD for Football Communications: Greg Kincaid

Associate Directors: John Hanna, Chelsea Vielhauer

Assistant Directors: Julia Beretta, Pat Donghia
Aaron Gaberman, Matt Jackson, Paul Marboe
Matt McCann, Matt Rudisill, Nick Whitley

Admin. Assistant: Cristin Guiher

Strategic Communications Office: 814-865-1757

Website: GoPSUsports.com

Address: 101D Bryce Jordan Center, University Park, Pa., 16802

WEEKLY SCHEDULE

SUNDAY:

9 a.m. - Updated stats available at GoPSUsports.com.

MONDAY:

1 p.m. - Game Notes available at GoPSUsports.com.

TUESDAY:

12:30 p.m. - Penn State Weekly Press Conference
James Franklin available for questions in-person w/zoom.

TUESDAY-WEDNESDAY:

9 a.m. - 2 p.m. - Player Interviews
Selected players available for interviews via Zoom. For information, please contact Greg Kincaid in PSU Strategic Communications.

WEDNESDAY:

Times TBA - Practice Availability
Media can watch select periods of practice. James Franklin and select players will be available post-practice.

THURSDAY:

11:45 a.m. - Assistant Coach Availability via Zoom.

6:05 p.m. - "The Penn State Coaches Show Featuring James Franklin Presented by Pepsi" at The Field and broadcast live on the Penn State Sports Network and LionVision on GoPSUsports.com.

SATURDAY:

Postgame: James Franklin and selected players will be available immediately following the game.
Video/audio of Franklin's press conference will be available via Penn State Football Media Central.

BIG STANDINGS

EAST	BIG TEN			OVERALL			
	W-L	%	W-L	%	AP	USA	
PENN STATE	1-0	1.000	3-0	1.000	0-0	0-0	
Ohio State	1-0	1.000	3-0	1.000	0-0	0-0	
Rutgers	1-0	1.000	3-0	1.000	0-0	0-0	
Maryland	0-0	.000	3-0	1.000	0-0	0-0	
Michigan	0-0	.000	3-0	1.000	0-0	0-0	
Michigan State	0-0	.000	2-1	.667	0-1	0-1	
Indiana	0-1	.000	1-2	.333	0-1	0-1	
WEST	W-L	%	W-L	%	AP	USA	
Minnesota	1-0	1.000	2-1	.667	0-1	0-1	
Iowa	0-0	.000	3-0	1.000	0-0	0-0	
Wisconsin	0-0	.000	2-1	.667	0-0	0-0	
Purdue	0-0	.000	1-2	.333	0-0	0-0	
Illinois	0-1	.000	1-2	.333	0-1	0-1	
Northwestern	0-1	.000	1-2	.333	0-0	0-0	
Nebraska	0-1	.000	1-2	.333	0-1	0-1	

BIG TEN SCHEDULE (All Times Eastern)

Friday, September 22

Wisconsin at Purdue*, 7 p.m. (FS1)

Saturday, September 23

Rutgers at Michigan, noon (BTN)

Florida Atlantic at Illinois, 3:30 p.m. (BTN)

Maryland at Michigan State*, 3:30 p.m. (NBC)

Louisiana Tech at Nebraska, 3:30 p.m. (BTN)

Iowa at Penn State*, 7:30 p.m. (CBS)

Akron at Indiana, 7:30 p.m. (BTN)

Minnesota at Northwestern*, 7:30 p.m. (BTN)

Ohio State at Notre Dame, 7:30 p.m. (NBC)

* - Big Ten Game

PENN STATE MEDIA CENTRAL

Notes, Flip Cards, Press Conference Video/Audio, etc. can be found by going to gopsusports.com/fbmedia.

For more stats/info, follow @PennStFBComms on Twitter.

BIG TEN MEDIA SERVICES

BIG TEN CONFERENCE RELEASE/STATISTICS: The Big Ten Conference football release, with standings and statistics, is available at www.bigten.org.

BIG TEN PLAYERS OF THE WEEK: The Big Ten Conference will be announcing Players of the Week every Monday during the season.

COLLEGE PRESSBOX.COM

collegepressbox is the official media website for Division I football. Access and download game notes, quotes, statistics, media guides, headshots, logos and more for all FBS schools, conferences, postseason games, awards and the College Football Playoff. For access, please register for an account at collegepressbox.com/register.

MONDAY	TUESDAY	WEDNESDAY	THURSDAY	FRIDAY	SATURDAY	SUNDAY
Game Notes Available by 1 p.m. on GoPSUsports.com	James Franklin Press Conference 12:30 p.m. (ET) Player Zoom Conferences	Practice Availability & James Franklin & Players Post Practice Player Zoom Conferences	Assistant Coach Zoom Conference The Penn State Coaches Show Presented by Pepsi 6:05 p.m. GoPSUsports.com Penn State Sports Network	No Coach/Player Availability	Iowa 7:30 p.m. CBS/ Penn State Sports Network Memorial Stadium	Updated Statistics Available 9 a.m. GoPSUsports.com



FRANKLIN FILE

Born: February 2, 1972
Hometown: Langhorne, Pa.
Wife: Fumi
Daughters: Shola & Addison

Education:
Neshaminy High School, 1990
East Stroudsburg, 1995; B.S. in Psychology
Washington State, 1999; M.A. in Educational Leadership

Playing Career:
East Stroudsburg; Quarterback, 1991-94

Coaching Experience		
2014-pres.	Head Coach	Penn State
2011-13	Head Coach	Vanderbilt
2008-10	Asst HC/Off. Coord./QBs	Maryland
2006-07	Off. Coord./QBs	Kansas State
2005	Wide Receivers	Green Bay Packers
2000-04	Recruiting Coord./WRs	Maryland
1999	Wide Receivers	Idaho State
1998	Grad. Asst./Tight Ends	Washington State
1997	Wide Receivers	James Madison
1996	Grad. Asst./Secondary	East Stroudsburg
1995	Wide Receivers	Kutztown

CAREER RECORD

VANDERBILT			
Year	Overall	Conf.	Final AP; Notes
2011	6-7	2-6	Liberty Bowl (L)
2012	9-4	4-4	No. 23; Music City Bowl (W)
2013	9-4	5-3	No. 20; BBVA Compass Bowl (W)
3 yrs	24-15	11-13	

PENN STATE			
Year	Overall	Conf.	Final AP; Notes
2014	7-6	2-6	Pinstripe Bowl (W, OT)
2015	7-6	4-4	TaxSlayer Bowl (L)
2016	11-3	8-1	No. 7; Big Ten Champs, Rose Bowl (L)
2017	11-2	7-2	No. 8; Fiesta Bowl (W)
2018	9-4	6-3	No. 17; Citrus Bowl (L)
2019	11-2	7-2	No. 9; Cotton Bowl (W)
2020	4-5	4-5	
2021	7-6	4-5	Outback Bowl (L)
2022	11-2	7-2	Rose Bowl (W)
2023	3-0	1-0	
10 yrs	81-36	50-30	

CAREER			
	Overall	Conf.	Bowls
13 yrs	105-51	61-43	Won 6, Lost 5

HEAD COACH JAMES FRANKLIN

CAREER AT A GLANCE

- Franklin was named the 16th head football coach in the storied history of the Nittany Lion program on January 11, 2014.
- He is one of six current FBS head coaches to lead his teams to a bowl game in each of his first nine seasons as a head coach and one of six to do so in 11 of their first 12 seasons.
- Franklin is one of four current Big Ten coaches (Ryan Day, Kirk Ferentz, Jim Harbaugh) to have won a Big Ten Championship and became the first African American head coach to win a Big Ten title after Penn State's 2016 victory.
- He joins Mack Brown (UNC), Jimbo Fisher (Texas A&M), Nick Saban (Alabama), Kirby Smart (Georgia) and Dabo Swinney (Clemson) as the only active coaches in college football to have won at least three New Year's Six or College Football Playoff games in their career.
- Franklin has led his teams to four Top 10 finishes (4 at Penn State) and seven Top 25 finishes (2 at Vanderbilt; 5 at Penn State).
- In the last seven seasons under Franklin, Penn State is one of six teams to rank in the top 12 of the CFP final rankings at least five times, joining Alabama, Clemson, Georgia, Ohio State and Oklahoma.
- From 2016-19, Franklin led the Nittany Lions to three New Year's Six bowls - 2016 (Rose), 2017 (Fiesta) and 2019 (Cotton), making Penn State one of eight teams to accomplish the feat during the four-year span. Penn State last went to three New Year's Six bowls in four years in 1980-83 (1980 Fiesta, 1982 Fiesta, 1983 Sugar).
- Franklin guided Penn State to back-to-back New Year's Six bowls in 2016 (Rose) and 2017 (Fiesta) for the first time since 1985 (Orange) and 1986 (Fiesta).
- From 2016-19, Franklin led Penn State to 42 wins, the most in program history for the Big Ten era, and 28 league wins, a program record.
- Franklin has 28 years of coaching experience at the collegiate and NFL level.
- In his first 12 years as a head coach, Franklin mentored 90 players who have gone on to the NFL ranks.
- Franklin is first all-time in total wins and winning percentage by an FBS African American head coach (minimum 80 wins).

NITTANY LIONS ON THE FIELD

- Penn State defeated No. 8/7/10 Utah, 35-21, in the 109th Rose Bowl Game to cap off the 2022 season. The Nittany Lions reached the 11-win plateau for the 19th time in program history.
- Penn State earned a New Year's Day bowl berth against Arkansas in the Outback Bowl in 2021. With wins over No. 12/15 Wisconsin and No. 22/20 Auburn, Penn State tallied two wins over ranked teams within the first three games of the season for the first time in program history.
- In 2020, with the emergence of young skill players on offense, true freshmen accounted for 1,486 of Penn State's 3,873 total yards (38 percent), marking a school record for most combined scrimmage yards by true freshmen in a single season.
- Penn State earned its third 11-win season in four years with an 11-2 record in 2019, including a win over No. 17 Memphis in the Goodyear Cotton Bowl Classic. The Nittany Lions posted their fourth-straight top 12 finish in the final CFP rankings, coming in 10th, and were ranked ninth in the final Associated Press and Amway Coaches polls to earn their 25th AP Top 10 finish. Franklin was a finalist for the Paul "Bear" Bryant National Coach of the Year award for the second time at Penn State (2016) and third time in his head coaching career.
- In 2018, the Nittany Lions posted their third-straight season with at least nine wins with a 9-4 overall record, earning a berth in the VRBO Citrus Bowl. Penn State finished No. 12 in the final CFP rankings and No. 17 in the Associated Press and Amway Coaches polls.
- Penn State climbed as high as No. 2 in the rankings in 2017 and appeared in a second-straight New Year's Six bowl, earning a 35-28 win over No. 11 Washington in the PlayStation Fiesta Bowl. At 11-2, the Nittany Lions earned back-to-back 11-win seasons for the fifth time in program history and first time since 2008 and 2009. Penn State finished the season No. 8 in the Associated Press and Amway Coaches polls and No. 9 in the final CFP rankings.
- Penn State surged in 2016, winning nine consecutive games en route to the Big Ten Championship, a Rose Bowl berth and an 11-3 overall record. Penn State finished the season ranked No. 5 in the College Football Playoff rankings and No. 7 in the Associated Press and Amway Coaches polls. It was Penn State's highest finish in the polls since 2005. The Lions claimed their fourth overall Big Ten Championship and first outright title since 1994 with a thrilling, 38-31 comeback win over Wisconsin in the Big Ten Championship Game. Franklin was honored as Sporting News National Coach of the Year and the Woody Hayes National Coach of the Year, as well as the Dave McLain Big Ten Coach of the Year and Associated Press Big Ten Coach of the Year.
- Franklin guided the Nittany Lions to a 7-6 record in 2015 and a berth in the TaxSlayer Bowl.
- Franklin's first season in 2014 was bookended with a pair of thrilling victories for the Nittany Lions. It began with a final-play 26-24 victory over UCF in Dublin, Ireland, in Penn State's first-ever international game and ended with a comeback, a 31-30 overtime win over Boston College in the New Era Pinstripe Bowl in Yankee Stadium. Franklin became just the third Penn State coach to lead the team to at least seven wins in his first season, joining Dick Harlow (1915) and Bill O'Brien (2012), and he guided the Nittany Lions to a 4-0 start, joining Harlow as the only first-year Penn State coaches to win their initial four games.

NITTANY LIONS IN THE CLASSROOM

- The Nittany Lions posted their first 1,000 single-year APR in program history in 2018-19, topping the previous high of 993 in 2014-15.
- Sean Clifford (2021) and Trace McSorley (2018) were selected as a National Football Foundation (NFF) Scholar-Athletes and finalists for the Campbell Trophy, known as the "Academic Heisman." They are the 18th and 19th Nittany Lions to be selected as an NFF Scholar-Athlete.
- In 2019, punter Blake Gillikin took home CoSIDA Academic All-America® first-team honors for the second-straight year to become the 12th two-time first-team selection in Penn State history. He graduated with a perfect 4.0 grade-point average in May.
- Gillikin's two first-team CoSIDA Academic All-America honors increase Penn State football's total to 67 honorees, which ranks second in Division I football history (FBS and FCS).
- Tyler Yazuajan collected a berth on the CoSIDA Academic All-America® first team in 2016 after an appearance on the second team in 2015.
- A program-record 10 Nittany Lions were named 2020-21 Big Ten Distinguished Scholars, besting the previous mark of nine set a year earlier.

NITTANY LIONS IN THE COMMUNITY

- The Nittany Lions are active in the community, participating in activities such as Uplifting Athletes, THON, Pennsylvania Special Olympics Summer Games, State College Area Food Bank and Penn State Hershey Children's Hospital visits.
- On June 15, 2020, Franklin was named to the Big Ten Anti-Hate and Anti-Racism Coalition.
- As part of the Cotton Bowl festivities in 2019, Franklin and his family made a \$10,000 financial commitment to the Dallas Children's Hospital.
- In August 2019, Franklin was named a Penn State University Renaissance Fund honoree, which awards outstanding community members for helping students in need.

BOWL GAMES AS A COACH**As a Head Coach:**

2023 Rose Bowl	PSU	W	35-21
2022 Outback Bowl	PSU	L	24-10
2019 Cotton Bowl	PSU	W	53-39
2019 Citrus Bowl	PSU	L	27-24
2017 Fiesta Bowl	PSU	W	35-28
2017 Rose Bowl	PSU	L	52-49
2016 TaxSlayer Bowl	PSU	L	24-17
2014 Pinstripe Bowl	PSU	W	31-30 (OT)
2014 BBVA Compass Bowl	VU	W	41-24
2012 Music City Bowl	VU	W	38-24
2011 Liberty Bowl	VU	L	31-24

As an Assistant Coach:

2010 Military Bowl	UMD	W	51-20
2008 Humanitarian Bowl	UMD	W	42-35
2006 Texas Bowl	KSU	L	37-10
2002 Orange Bowl	UMD	L	56-23
2004 Gator Bowl	UMD	W	41-7
2002 Peach Bowl	UMD	W	30-3

COACHING HONORS

2019	Paul "Bear" Bryant Coach of the Year Finalist
2016	Sporting News National Coach of the Year
	Woody Hayes National Coach of the Year
	Maxwell Club Tri-State Coach of the Year
	College Sports Madness National Coach of the Year
	Eddie Robinson Coach of the Year Finalist
	Paul "Bear" Bryant Coach of the Year Finalist
	Associated Press Coach of the Year Finalist
	George Munger College Coach of the Year Semifinalist
	Big Ten Dave McClain Coach of the Year (media vote)
	Associated Press Big Ten Coach of the Year
	Athlon Sports Big Ten Coach of the Year
	ECAC Division I FBS Coach of the Year
	The Dodd Trophy Coach of the Week. (Oct. 24)
2012	Paul "Bear" Bryant Coach of the Year Finalist

ALL-AMERICANS AS A HEAD COACH

2022	Olumuyiwa Fashanu	2nd Team	2017	Saquon Barkley	1st Team (Consensus)
	Kalen King	2nd Team		Mike Gesicki	2nd Team
	Joey Porter Jr.	2nd Team	2016	Saquon Barkley	3rd Team
2021	Jaquan Brisker	2nd Team	2015	Carl Nassib	1st Team (Consensus)
	Arnold Ebiketie	2nd Team	2014	Mike Hull	2nd Team
	Jordan Stout	2nd Team	2013	Jordan Matthews	1st Team
	Jahan Dotson	3rd Team	2012	Jordan Matthews	3rd Team
2019	Michah Parsons	1st Team (Consensus)	2011	Casey Hayward	2nd Team
	Pat Freiermuth	2nd Team			

AWARD WINNERS AS A HEAD COACH

2023	Chris Stoll	Patrick Mannelly Award
2022	Nicholas Singleton	Thompson-Randle El Big Ten Freshman of the Year
2021	Jordan Stout	Eddleman-Fields Big Ten Punter of the Year
2020	Pat Freiermuth	Kwalick-Clark Big Ten Tight End of the Year
2019	Michah Parsons	Butkus-Fitzgerald Big Ten Linebacker of the Year
2017	Saquon Barkley	Paul Hornung Award Winner
		Graham-George Big Ten Offensive Player of the Year
		Ameche-Dayne Big Ten Running Back of the Year
		Rodgers-Dwight Big Ten Return Specialist of the Year
		Chicago Tribune Silver Football Award
	Brandon Smith	Allstate AFCA Good Works Team
2016	Saquon Barkley	Graham-George Big Ten Offensive Player of the Year
		Ameche-Dayne Big Ten Running Back of the Year
		Chicago Tribune Silver Football Award
	Tyler Davis	Vlade Award
2015	Carl Nassib	Rotary Lombardi Award
		Ted Hendricks Award
		Lott IMPACT Award
		CBS Sports National Defensive Player of the Year
		Nagurski-Woodson Big Ten Defensive Player of the Year
	Ben Kline	Allstate AFCA Good Works Teams
2014	Mike Hull	Butkus-Fitzgerald Big Ten Linebacker of the Year

NFL DRAFT PICKS**As a Head Coach:**

2023	Joey Porter Jr.	2	32	Steelers	2017	Zach Cunningham (V)	2	57	Texans
	Brenton Strange	2	61	Jaguars		Chris Godwin	3	84	Buccaneers
	Juice Scruggs	2	62	Texans		Will Holden (V)	5	157	Cardinals
	Ji'Ayir Brown	3	87	49ers	2016	Austin Johnson	2	43	Titans
	Sean Clifford	5	149	Packers		Christian Hackenberg	2	51	Jets
	Parker Washington	6	185	Jaguars		Carl Nassib	2	65	Browns
2022	Jahan Dotson	1	16	Commanders		Anthony Zettel	6	202	Lions
	Arnold Ebiketie	2	38	Falcons		Jordan Lucas	6	204	Dolphins
	Jaquan Brisker	2	48	Bears		Stephen Weatherly (V)	7	227	Vikings
	Brandon Smith	4	120	Panthers	2015	Donovan Smith	2	34	Buccaneers
	Jordan Stout	4	130	Ravens		Adrian Amos	5	142	Bears
	Tariq Castro-Fields	6	221	49ers		Jesse James	5	160	Steelers
	Rasheed Walker	7	249	Packers	2014	Jordan Matthews	2	42	Eagles
	Jesse Luketa	7	256	Cardinals		Wesley Johnson	5	173	Steelers
2021	Michah Parsons	1	12	Cowboys		Andre Hal	7	216	Texans
	Odafé "Jayson" Oweh	1	31	Ravens	2013	Zac Stacy	5	160	Rams
	Pat Freiermuth	2	55	Steelers		Ryan Seymour	7	220	Seahawks
	Shaka Toney	7	246	WFT	2012	Casey Hayward	2	65	Packers
	Michal Menet	7	247	Cardinals		Tim Fugger	7	214	Colts
	Will Fries	7	248	Colts	(V) - Indicates Franklin coached NFL Draft pick while at Vanderbilt.				
2020	Yetur Gross-Matos	2	38	Panthers					
	KJ Hamler	2	46	Broncos					
	John Reid	4	141	Texans					
	Cam Brown	6	183	Giants					
	Robert Windsor	6	193	Colts					
2019	Miles Sanders	2	53	Eagles					
	Connor McGovern	3	90	Cowboys					
	Shareef Miller	4	138	Eagles					
	Amani Ouwariye	5	146	Lions					
	Trace McSorley	6	197	Ravens					
	Nick Scott	7	243	Rams					
2018	Saquon Barkley	1	2	Giants					
	Mike Gesicki	2	42	Dolphins					
	Oren Burks (V)	3	88	Packers					
	Troy Apke	4	109	Redskins					
	DaeSean Hamilton	4	113	Broncos					
	Marcus Allen	5	148	Steelers					
	Christian Campbell	6	182	Cardinals					

As an Assistant Coach:

2011	Torrey Smith	2	58	Ravens
	Da'Rel Scott	7	211	Giants
2010	Bruce Campbell	4	106	Raiders
2009	Darrius Heyward-Bey	1	7	Raiders
	Josh Freeman	1	17	Buccaneers
	Jaimie Thomas	7	236	Colts
	Dan Gronkowski	7	255	Lions
2008	Jordy Nelson	2	36	Packers
2007	Yamon Figurs	3	74	Ravens
	Thomas Clayton	6	185	49ers

ALL-CONFERENCE SELECTIONS AS A HEAD COACH

2022	Joey Porter Jr.	1st	Jordan Stout	1st (P)	Tariq Castro-Fields	HM	Trace McSorley	2nd	Christian Campbell	HM	DaeSean Hamilton	HM
	Abdul Carter	2nd		HM (K)	PJ Mustipher	HM	Miles Sanders	2nd	Curtis Cothran	HM	Trevor Williams	HM
	PJ Mustipher	2nd		Ellis Brooks	2nd	Antonio Shelton	HM	Ryan Bates	3rd	Parker Cothren	HM	
	Olumuyiwa Fashanu	2nd		PJ Mustipher	2nd	Brandon Smith	HM	Connor McGovern	3rd	Grant Haley	HM	
	Nicholas Singleton	2nd (RS)		Ji'Ayir Brown	3rd			Shareef Miller	3rd	Juwan Johnson	HM	
		3rd (RB)		Jesse Luketa	3rd	2019	Yetur Gross-Matos	1st				
	Ji'Ayir Brown	3rd		Joey Porter Jr.	3rd		Pat Freiermuth	2nd	2016	Saquon Barkley	1st	
	Adisa Isaac	3rd		Brandon Smith	3rd		Pat Freiermuth	2nd		Tyler Davis	1st	
	Kalen King	3rd		Rasheed Walker	3rd		Steven Gonzalez	2nd		Trace McSorley	2nd	
	Juice Scruggs	3rd		Tariq Castro-Fields	HM		KJ Hamler	2nd (WR)		Garrett Sickels	2nd	
	Brenton Strange	3rd		Sean Clifford	HM			HM (RS)		Mike Gesicki	2nd	
	Barney Amor	HM		Curtis Jacobs	HM		Shaka Toney	2nd		Evan Schwan	3rd	
	Sean Clifford	HM		Mike Miranda	HM		Cam Brown	3rd		Jason Cabinda	3rd	
	Johnny Dixon	HM		Juice Scruggs	HM		Tariq Castro-Fields	3rd		Marcus Allen	3rd	
	Bryce Effner	HM		Brenton Strange	HM		Robert Windsor	3rd		Chris Godwin	3rd	
	Curtis Jacobs	HM					Journey Brown	HM		Brandon Bell	HM	
	Hunter Nourzad	HM	2020	Pat Freiermuth	1st		Sean Clifford	HM		Parker Cothren	HM	
	Jake Pinegar	HM		Jayson Oweh	1st		Will Fries	HM		Brian Gaia	HM	
	Chop Robinson	HM		Shaka Toney	1st		Blake Gillikin	HM		Blake Gillikin	HM	
	Nick Tarburton	HM		Will Fries	2nd		Michal Menet	HM		John Reid	HM	
	Parker Washington	HM		Mike Miranda	2nd		Jan Johnson	HM				
	Sal Wormley	HM		Jaquan Brisker	3rd		Jake Pinegar	HM		2015	Carl Nassib	1st
				Jahan Dotson	3rd (WR)		John Reid	HM			Saquon Barkley	2nd
					HM (RS)		Garrett Taylor	HM			Chris Godwin	2nd
2021	Jaquan Brisker	1st		Michal Menet	3rd		Lamont Wade	HM			Austin Johnson	2nd
	Jahan Dotson	1st (WR)		Joey Porter Jr.	3rd						Anthony Zettel	3rd
		HM (RS)		Rasheed Walker	3rd						Marcus Allen	HM
	Arnold Ebiketie	1st		Lamont Wade	3rd						Jason Cabinda	HM
						2018	Amani Ouwariye	1st			Grant Haley	HM
							Yetur Gross-Matos	1st				

HM - honorable mention

PENN STATE

Total Offense Highs

673.....Idaho, 2019
643.....Kent State, 2018
619.....at Maryland, 2019
609.....Nebraska, 2017
599.....Iowa, 2016
591.....at Illinois, 2018
580.....Illinois, 2020
579.....at Iowa, 2017
572.....Ohio, 2022
569.....Akron, 2017

Total Offense Lows

180.....at Temple, 2015
186.....at Michigan, 2018
191.....at Michigan, 2016
207.....Michigan, 2015
214.....at Michigan, 2014
219.....Maryland, 2014
227.....at Ohio State, 2019
227.....Illinois, 2021
233.....Michigan State, 2014
240.....Ohio State, 2014

First Down Highs

35.....Idaho, 2019
34.....Delaware, 2023
32.....Nebraska, 2017
32.....Ball State, 2021
31.....at Illinois, 2018
30.....at Maryland, 2019
30.....Maryland, 2020
30.....at Nebraska, 2020
29.....at Iowa, 2017
28.....Maryland, 2016
28.....at Maryland, 2017
28.....Maryland, 2018
28.....Illinois, 2020

First Down Lows

9.....at Temple, 2015
10.....at Michigan, 2022
11.....at Michigan, 2018
11.....at Wisconsin, 2021
12.....Army, 2015
12.....at Michigan, 2016
13.....Ohio State, 2016
14.....Northwestern, 2014
14.....at Ohio State, 2015
14.....Michigan, 2015
14.....Pittsburgh, 2017
14.....Michigan State, 2018
14.....Buffalo, 2019
14.....Michigan, 2019
14.....Illinois, 2021

Rushing Yardage Highs

396.....vs. Memphis, 2019
387.....at Illinois, 2018
372.....Maryland, 2016
359.....Iowa, 2016
340.....at Rutgers, 2016
331.....Idaho, 2019
330.....Rutgers, 2015
315.....Delaware, 2023
310.....Maryland, 2018
297.....Kent State, 2018

Rushing Yardage Lows

16.....Ohio State, 2014
33.....at Ohio State, 2021
38.....Michigan State, 2014
39.....Indiana, 2017
42.....Maryland, 2014
44.....Ohio State, 2020
48.....at Maryland, 2015
50.....Northwestern, 2014
50.....at Wisconsin, 2021
51.....vs. Wisconsin, 2016

Rushing Attempts Highs

62.....Maryland, 2016
60.....Delaware, 2023
58.....Northwestern, 2022
57.....at Rutgers, 2020
53.....Iowa, 2019
53.....vs. Memphis, 2019
53.....Illinois, 2020
52.....Iowa, 2016
52.....at Indiana, 2020
52.....at Nebraska, 2020

Rushing Attempts Lows

18.....at Wisconsin, 2021
22.....Michigan State, 2014
22.....Michigan, 2015
22.....at Michigan, 2022
24.....Pittsburgh, 2017
24.....Georgia State, 2017
24.....Buffalo, 2019
25.....Northwestern, 2014
26.....Michigan State, 2021
27.....at Temple, 2015
27.....Ohio State, 2020

Passing Yardage Highs

454.....vs. UCF, 2014
429.....Villanova, 2021
421.....at Maryland, 2019
401.....at Michigan State, 2017
394.....at Ohio State, 2021
386.....Michigan State, 2016
384.....vs. Wisconsin, 2016
371.....vs. Boston College, 2014
371.....Ohio State, 2022
363.....at Maryland, 2021

Passing Yardage Lows

81.....vs. Rutgers, 2019
93.....at Illinois, 2014
103.....at Temple, 2015
112.....Temple, 2014
118.....at Michigan, 2018
120.....at Ohio State, 2015
121.....at Michigan, 2016
128.....Buffalo, 2015
128.....at Ohio State, 2019
133.....at Rutgers, 2020
133.....vs. Memphis, 2019

Passing Attempt Highs

57.....Maryland, 2020
52.....at Ohio State, 2021
50.....Ohio State, 2014
50.....vs. Boston College, 2014
48.....at Iowa, 2017
48.....at Michigan State, 2017
47.....vs. UCF, 2014
47.....at Michigan State, 2015
47.....at Maryland, 2021
47.....Ohio State, 2022

Passing Attempt Lows

13.....at Ohio State, 2015
15.....vs. Rutgers, 2019
16.....at Illinois, 2014
17.....at Michigan, 2018
18.....Iowa, 2016
19.....Rutgers, 2015
19.....Army, 2015
19.....Maryland, 2016
20.....at Illinois, 2018
20.....vs. Memphis, 2019
20.....Northwestern, 2022

Passing Completion Highs

35.....at Ohio State, 2021
34.....vs. Boston College, 2014
32.....vs. UCF, 2014
32.....vs. Washington, 2014
32.....Ohio State, 2022
31.....Ohio State, 2014
31.....at Iowa, 2017
31.....Ohio, 2022
29.....at Northwestern, 2017
29.....at Maryland, 2019
29.....Auburn, 2021

Passing Completion Lows

7.....at Ohio State, 2015
8.....at Illinois, 2014
8.....Ohio State, 2016
8.....at Michigan, 2018
8.....vs. Rutgers, 2019
10.....Rutgers, 2015
10.....Army, 2015
10.....Maryland, 2016
10.....Northwestern, 2022
11.....at Temple, 2015
11.....Iowa, 2016
11.....Indiana, 2019
11.....vs. Memphis, 2019

Scoring Highs

79.....Idaho, 2019
66.....at Maryland, 2017
63.....Kent State, 2018
63.....at Illinois, 2018
63.....Delaware, 2023
62.....Purdue, 2016
59.....at Maryland, 2019
56.....Georgia State, 2017
56.....Nebraska, 2017
56.....Illinois, 2020

Scoring Lows

6.....Northwestern, 2014
7.....at Michigan, 2018
10.....Michigan State, 2014
10.....at Temple, 2015
10.....at Ohio State, 2016
10.....at Michigan, 2015
10.....vs. Arkansas, 2021
13.....at Rutgers, 2014
13.....at Michigan, 2014
13.....at Indiana, 2014

Total Offense Highs

575.....vs. USC, 2016
563.....at Michigan, 2022
554.....at Indiana, 2018
542.....vs. Memphis, 2019
529.....at Ohio State, 2017
526.....Ohio State, 2020
515.....at Michigan, 2016
474.....at Michigan State, 2017
469.....Minnesota, 2016
466.....at Ohio State, 2021
466.....vs. Maryland, 2015
466.....Nebraska, 2017

Total Offense Lows

87.....at Rutgers, 2016
104.....Purdue, 2019
128.....at Maryland, 2019
134.....Maryland, 2022
140.....Delaware, 2023
145.....Idaho, 2019
159.....Akron, 2017
160.....Rutgers, 2021
167.....Illinois, 2015
167.....at Rutgers, 2022

First Down Highs

33.....vs. USC, 2016
32.....at Indiana, 2018
31.....Minnesota, 2016
29.....at Wisconsin, 2021
29.....at Maryland, 2021
28.....at Michigan, 2022
27.....at Ohio State, 2017
27.....at Ohio State, 2019
27.....vs. Memphis, 2019
26.....Michigan State, 2016
26.....at Illinois, 2018
26.....Michigan, 2019
26.....Illinois, 2021
26.....at Purdue, 2022

First Down Lows

5.....at Rutgers, 2016
5.....Idaho, 2019
5.....Delaware, 2023
8.....Temple, 2014
8.....Purdue, 2019
9.....at Rutgers, 2022
10.....Rutgers, 2017
10.....at Maryland, 2019
10.....Rutgers, 2021
11.....vs. UCF, 2014
11.....Maryland, 2016
11.....at Iowa, 2017
11.....at Maryland, 2017
11.....at Indiana, 2022
11.....Maryland, 2022

Rushing Yardage Highs

418.....at Michigan, 2022
357.....Illinois, 2021
353.....vs. Arkansas, 2021
341.....at Pitt, 2016
326.....at Michigan, 2016
315.....at Ohio State, 2015
285.....vs. Boston College, 2014
261.....Army, 2015
259.....at Michigan, 2018
245.....at Pittsburgh, 2018
245.....at Illinois, 2018

Rushing Yardage Lows

-19.....Purdue, 2019
3.....UMass, 2014
4.....Idaho, 2019
24.....vs. UCF, 2014
24.....Pittsburgh, 2019
25.....Michigan State, 2022
30.....Iowa, 2016
31.....Northwestern, 2022
32.....at Rutgers, 2022
33.....Maryland, 2014

OPPONENTS

Rushing Attempts Highs

67.....Illinois, 2021
61.....at Ohio State, 2019
58.....Buffalo, 2019
58.....at Wisconsin, 2021
58.....vs. Arkansas, 2021
57.....Ohio State, 2014
56.....at Pitt, 2016
55.....Army, 2015
55.....at Rutgers, 2018
55.....at Michigan, 2022

Rushing Attempts Lows

20.....Temple, 2014
22.....at Purdue, 2022
23.....at Iowa, 2017
23.....Central Michigan, 2022
24.....Indiana, 2021
24.....Delaware, 2023
25.....Akron, 2014
25.....at Maryland, 2017
25.....Pittsburgh, 2019
25.....Michigan State, 2022

Passing Yardage Highs

479.....vs. Memphis, 2019
453.....vs. USC, 2016
400.....at Michigan State, 2017
399.....Nebraska, 2017
372.....Pittsburgh, 2019
371.....Indiana, 2019
371.....at Maryland, 2021
365.....at Purdue, 2022
354.....Ohio State, 2022
344.....at Indiana, 2016

Passing Yardage Lows

32.....Army, 2015
38.....Illinois, 2021
43.....Rutgers, 2017
46.....at Rutgers, 2018
48.....at Rutgers, 2016
55.....at Pittsburgh, 2018
58.....Delaware, 2023
60.....Wisconsin, 2018
68.....at Indiana, 2014
68.....at Maryland, 2019

Passing Attempt Highs

60.....at Purdue, 2022
58.....at Maryland, 2021
56.....at Michigan State, 2017
55.....Purdue, 2016
55.....at Indiana, 2018
54.....vs. USC, 2016
53.....Michigan State, 2018
53.....vs. Memphis, 2019
52.....Central Michigan, 2022
51.....Pittsburgh, 2019

Passing Attempt Lows

1.....Army, 2015
15.....at Pitt, 2016
15.....vs. Kentucky, 2018
16.....Maryland, 2016
16.....at Rutgers, 2018
17.....at Rutgers, 2016
17.....at Michigan, 2018
17.....Delaware, 2023
18.....at Pittsburgh, 2018
19.....Ohio State, 2014
19.....at Ohio State, 2015

Passing Completion Highs

41.....at Maryland, 2021
36.....Purdue, 2016
35.....at Indiana, 2018
35.....Pittsburgh, 2019
33.....vs. USC, 2016
33.....at Ohio State, 2017
33.....at Michigan State, 2017
33.....vs. Memphis, 2019
31.....Indiana, 2019
30.....at Purdue, 2022

Passing Completion Lows

1.....Army, 2015
5.....at Rutgers, 2018
6.....Delaware, 2023
7.....at Rutgers, 2016
7.....Rutgers, 2017
8.....Illinois, 2020
8.....Illinois, 2021
9.....at Pittsburgh, 2018
9.....Wisconsin, 2018
9.....vs. Kentucky, 2018
9.....Minnesota, 2022

Scoring Highs

55.....at Michigan State, 2015
52.....vs. USC, 2016
49.....at Michigan, 2016
44.....Nebraska, 2017
44.....Ohio State, 2022
42.....at Pitt, 2016
42.....at Michigan, 2018
41.....Iowa, 2020
41.....at Michigan, 2022
39.....at Ohio State, 2017
39.....vs. Memphis, 2019

Scoring Lows

0.....Illinois, 2015
0.....at Rutgers, 2016
0.....Akron, 2017
0.....Georgia State, 2017
0.....at Maryland, 2019
0.....Indiana, 2021
0.....Rutgers, 2021
0.....Maryland, 2022
3.....Rutgers, 2015
3.....Akron, 2014
3.....at Maryland, 2017
3.....Maryland, 2018

SERIES NOTES

HEAD COACH KIRK FERENTZ

- Kirk Ferentz is in his 25th season as head football coach and 34th season overall at Iowa.
- Ferentz is the longest-tenured head football coach in the nation and the winningest coach in Iowa history.
- Ferentz holds a 189-115 record at Iowa and has led Iowa to a winning record in each of the last 10 seasons.
- In 2022, Ferentz led Iowa to an 8-6 mark. The Hawkeyes accepted an invitation to the TransPerfect Music City Bowl, where they earned a 21-0 win over Kentucky.
- In 2015, Ferentz was recognized with both the Hayes-Schembecher and Dave McClain Big Ten Conference Coach of the Year awards. He was named Eddie Robinson and Woody Hayes national Coach of the Year and received the Dodd Trophy.
- Ferentz attended Upper St. Clair High School in Pittsburgh and graduated from Connecticut in 1978. He was a football captain and an Academic All-Yankee Conference linebacker at UConn.

SCOUTING THE HAWKEYES

- Iowa has a 3-0 record to start the 2023 season.
- The Hawkeyes finished non-conference play with a 41-10 win over Western Michigan.
- Leshon Williams rushed for 145 yards, while Cade McNamara threw two touchdown passes.
- Iowa held the Broncos to 239 total yards.
- On offense, Iowa ranks seventh in the Big Ten in scoring (28.3 ppg), 13th in total offense (302.0 ypg), 11th in passing offense (150.7) and ninth in rushing offense (151.3).
- QB Cade McNamara has completed 53.5% of his passes for 417 yards and ranks fifth in the Big Ten with four touchdown passes.
- RB Leshon Williams is averaging 54.7 rushing yards per game.
- The Hawkeyes defense sits fifth in the Big Ten in scoring (12.3 ppg), sixth in total defense (286.0 ypg), fifth in passing defense (179.3) and seventh in rushing defense (106.7).
- LB Jay Higgins holds 13th in the nation in tackles per game (10.7) and ninth in solo tackles per game (6.0).
- P Tory Taylor ranks ninth in the country with a 46.1 punt average.
- KR Kaden Wetjen leads the Big Ten with a 25.8 kick return average, while PR Cooper DeJean is second with a 9.4 punt return average.

TOP PERFORMANCES - PENN STATE

Rushing	
Saquon Barkley	28 for 211 yds, 1 TD ('17)
Saquon Barkley	20 for 167 yds, 1 TD ('16)
Bill Belton	16 for 103 yds, 3 TD ('12)
Eric McCoo	13 for 130 yds, 1 TD ('99)
Lydell Mitchell	29 for 211 yds, 1 TD ('71)
Franco Harris	28 for 145 yds, 4 TD ('71)

Passing	
Trace McSorley	31-of-48, 284 yds, 1 TD ('17)
Matt McGloin	26-of-38, 289 yds, 2 TD ('12)
Zack Mills	23-of-44, 399 yds, 4 TD ('02)
Rashard Casey	27-of-51, 302 yds, 1 TD ('00)

Receiving	
Jahan Dotson	8 for 139 yds, 1 TD ('20)
Juwan Johnson	7 for 92 yds, 1 TD ('17)
Saquon Barkley	12 for 94 yds ('17)
Bryant Johnson	8 for 146 yds, 2 TD ('02)
Bobby Engram	7 for 150 yds, 2 TD ('95)

TOP PERFORMANCES - IOWA

Rushing	
Mekhi Sargent	15 for 101 yds, 2 TD ('20)
Fred Russell	36 for 148 yds ('03)
Fred Russell	35 for 142, 1 TD ('02)

Passing	
Nate Stanley	13-of-22, 191 yds, 2 TD ('17)
C.J. Beathard	18-of-26, 204 yds, 2 TD ('16)
Brad Banks	10-of-30, 261 yds, 4 TD ('02)
Matt Sherman	21-of-28, 374 yds, 2 TD ('95)

Receiving	
Nico Ragaini	4 for 73 yds, 1 TD ('21)
Akrum Wadley	4 for 75 yds, 1 TD ('17)
Jerminic Smith	5 for 85 yds, 1 TD ('16)
Maurice Brown	4 for 100 yds, 1 TD ('02)
Scott Slutzker	8 for 167 yds ('95)

SERIES RECORD

Penn State and Iowa have met 31 times, dating back to 1930, with the Nittany Lions holding a 17-14 advantage. The cross-division foes are meeting for the first time since 2021 after playing for six consecutive seasons. In the Big Ten era, the Nittany Lions are tied 11-11 against the Hawkeyes. Fourteen of the 31 previous matchups have been decided by a one-possession score.

Year	Site	Result
1930	Away	Iowa, 19-0
1971	Away	Penn State, 44-14
1972	Home	Penn State, 14-10
1973	Home	Penn State, 27-8
1974	Away	Penn State, 27-0
1975	Away	Penn State, 30-10
1976	Home	Iowa, 7-6
1983	Home	Iowa, 42-34
1984	Away	Penn State, 20-17
1993	Away	Penn State, 31-0
1994	Home	Penn State, 61-21
1995	Away	Penn State 41-27
1996	Home	Iowa, 21-20
1999	Away	Penn State, 31-7
2000	Home	Iowa, 26-23 (OT)
2001	Away	Iowa, 24-18
2002	Home	Iowa, 42-35 (OT)
2003	Away	Iowa, 26-14
2004	Home	Iowa, 6-4
2007	Home	Penn State, 27-7
2008	Away	Iowa, 24-23
2009	Home	Iowa, 21-10
2010	Away	Iowa 24-3
2011	Home	Penn State, 13-3
2012	Away	Penn State, 38-14
2016	Home	Penn State, 41-14
2017	Away	Penn State, 21-19
2018	Home	Penn State, 30-24
2019	Away	Penn State, 17-12
2020	Home	Iowa, 41-21
2021	Away	Iowa, 23-20

LAST MEETING NO. 4 PENN STATE FALLS TO NO. 3 IOWA

IOWA CITY, Iowa - The No. 4 Penn State football team fell to No. 3 Iowa, 23-20, in a Big Ten showdown in Iowa City.

The Nittany Lions got off to a quick start in the game, jumping out to a 17-3 lead in the first half, but the Iowa defense held Penn State to just three second half points as the Hawkeyes came from behind for the victory.

In a defensive affair, the Penn State held Iowa to 305 yards of total offense. Linebacker Ellis Brooks led the unit with a career-high 14 tackles. Jaquan Brisker tied a career-high with nine tackles while adding an interception and a pass breakup. Arnold Ebiketie was a force off the edge for Penn State, recording 3.5 tackles for loss and a sack to go along with his season-high nine tackles.

Sean Clifford completed 15-of-25 passes for 145 yards and scored on a rushing touchdown before leaving the game late in the second quarter.

Iowa capitalized off a turnover to get on the board first. After a Jestin Jacobs interception set the Hawkeyes up inside the 5 yard-line, the Penn State defense stood strong to hold Iowa to a field goal.

The Nittany Lions quickly moved down the field on their ensuing drive, moving 75 yards in just 2:31 to set up a 2-yard touchdown run by Cain.

Brisker gave the Nittany Lions their first takeaway, intercepting a tipped pass to give Penn State the ball in Iowa territory. After Clifford connected with KeAndre Lambert-Smith for a 30-yard gain deep into the red zone, the quarterback scored on a 4-yard touchdown run.

Penn State extended its lead in the opening minutes of the second quarter as Jordan Stout 32-yard field goal to make it 17-3 Nittany Lions.

Iowa cut into the lead on its next possession as Spencer Petras found Charlie Jones for a 9-yard score.

Stout pushed the Nittany Lion lead back to double-digits midway through the third with a 44-yard field goal.

Iowa's Caleb Shudak cut Penn State's advantage back to single digits in the closing minutes of the third quarter with a 48-yard field goal. Iowa add another three points minutes later on a 36-yarder from Shudak.

The Hawkeyes would jump ahead with a quick-strike late in the fourth quarter when Petras hit Nico Ragaini for a 44-yard touchdown to give Iowa a 23-20 lead that would hold as the final score.



TEAM STATISTICS

	PSU	IOWA
First Downs	18	18
Rushing Yards	107	110
Passing Yards	180	195
Passing (C-A-Int)	22-46-4	17-31-1
Total Offense	287	305
Plays	79	76
Fumbles (#-Lost)	1-0	0-0
Penalties (#-Yards)	10-59	4-42
Possession Time	23:59	35:52
3rd-Down Conv.	5-16	7-19
Red Zone	4-4	3-4
Touchdowns	2	2
Field goals	2	3

GAME LEADERS

* Top performers from each school based on yardage.

PENN STATE

Passing	
Sean Clifford	15-of-25, 146 yds, 0 TD/2 INT

Rushing	
Sean Clifford	3 for 36 yds, 1 TD
Keyvone Lee	10 for 30 yds

Receiving	
Jahan Dotson	8 for 48 yds
KeAndre Lambert-Smith	5 for 61 yds

Tackles (U-A-Total)	
Ellis Brooks	8-6-14
Jaquan Brisker	7-2-9

IOWA

Passing	
Spencer Petras	17-of-31, 195 yds, 2 TD/1 INT

Rushing	
Tyler Goodson	25 for 88 yds
Ivory Kelly-Martin	5 for 15 yds

Receiving	
Nico Ragaini	4 for 73 yds, TD
Charlie Jones	3 for 13 yds, 1 TD

Tackles (U-A-Total)	
Jack Campbell	7-2-9
Jack Koerner	4-3-7

OTHER

Date	October 9, 2021
Location	Iowa City, Iowa
Stadium	Kinnick Stadium
Attendance	69,250
Penn State	5-1, 2-1 Big Ten
Iowa	6-0, 3-0 Big Ten

PENN STATE VS. BIG TEN

PENN STATE VS. BIG TEN

- Penn State is 44-20 in the Big Ten since 2016.
- PSU won 13 consecutive games against Big Ten opponents from 2016-17, breaking its record of 12 from 1993-94.
- Penn State owns a 238-117-3 mark against Big Ten Conference teams since the Nittany Lions first opposed Ohio State in 1912.
- The Nittany Lions began play as a member of the Big Ten Conference in 1993 and have a 154-93 mark.
- Penn State played 109 games vs. the current Big Ten alignment when either or both Penn State itself (prior to 1993) or the opponent (Nebraska prior to 2011; Maryland and Rutgers prior to 2014) was not yet a member of the Big Ten. The Nittany Lions went 80-26-3 in those games.

Opponent	Record	1st Meeting	Last Meeting
Illinois	21-6	1954	2023
Indiana	24-2	1993	2022
Iowa	17-14	1930	2021
Maryland	42-3-1	1917	2022
Michigan	10-16	1993	2022
Michigan State	18-18-1	1914	2022
Minnesota	10-6	1993	2022
Nebraska	8-10	1920	2020
Northwestern	15-5	1993	2022
Ohio State	14-24	1912	2022
Purdue	16-3-1	1951	2022
Rutgers	31-2	1918	2022
Wisconsin	11-9	1953	2021

Bold indicates 2023 opponent

WINNING THE WEST

- Penn State is 19-8 against the Big Ten West Division since it was formed in 2014.
- Penn State had a 12-game winning streak against the Big Ten West snapped at Minnesota in 2019.

Penn State vs. the Big Ten West Division (Est. 2014)

Date	Opponent	Result
Sept. 27, 2014	Northwestern	L, 6-29
Nov. 22, 2014	at Illinois	L, 14-16
Oct. 31, 2015	Illinois	W, 39-0
Nov. 7, 2015	at Northwestern	L, 21-23
Oct. 1, 2016	Minnesota	W, 29-26 (OT)
Oct. 29, 2016	at Purdue	W, 62-24
Nov. 5, 2016	Iowa	W, 41-14
Dec. 3, 2016	vs. No. 6 Wisconsin (BIG Championship)	W, 38-31
Sept. 23, 2017	at Iowa	W, 21-19
Oct. 7, 2017	at Northwestern	W, 31-7
Nov. 18, 2017	Nebraska	W, 56-44
Sept. 21, 2018	at Illinois	W, 63-24
Oct. 27, 2018	No. 18 Iowa	W, 30-24
Nov. 10, 2018	Wisconsin	W, 22-10
Oct. 5, 2019	Purdue	W, 35-7
Oct. 12, 2019	at No. 17 Iowa	W, 17-12
Nov. 9, 2019	at No. 13 Minnesota	L, 26-31
Nov. 14, 2020	at Nebraska	L, 23-30
Nov. 21, 2020	Iowa	L, 21-41
Dec. 19, 2020	Illinois	W, 56-21
Sept. 4, 2021	at No. 12 Wisconsin	W, 16-10
Oct. 9, 2021	at No. 3 Iowa	L, 20-23
Oct. 23, 2021	Illinois	L, 18-20 (9 OT)
Sept. 1, 2022	at Purdue	W, 35-31
Oct. 1, 2022	Northwestern	W, 17-7
Oct. 22, 2022	Minnesota	W, 45-17
Sept. 16, 2023	at Illinois	W, 30-13

MILESTONE WATCH

- Kaytron Allen** is 176 yards shy of 1,500 career all-purpose yards.
- Dante Cephas** is 290 yards shy of 2,500 career receiving yards.
- Alex Felkins** is 11 extra-points shy of 100 career extra-points.
- Adisa Isaac** is 2.5 tackles for loss shy of 20 career tackles for loss.
- Curtis Jacobs** is 4 tackles for loss shy of 20 career tackles for loss.
- Kalen King** is 3 passes defended shy of 30 career passes defended.
- KeAndre Lambert-Smith** is 232 yards shy of 1,500 career receiving yards.
- Malik McClain** is 33 yards shy of 500 career receiving yards.
- Trey Potts** is 238 yards shy of 1,500 career rushing yards.
- Nicholas Singleton** is 285 yards shy of 1,500 career rushing yards.

TEAM NOTES

PENN STATE WHITE OUT

- A tradition stretching back to a student section White Out in 2004, Penn State White Outs have created an unrivaled atmosphere inside Beaver Stadium.
- Saturday marks the 15th time the Nittany Lions will host a full-stadium Penn State White Out.
- Penn State holds an 8-6 record when the full stadium wears white.
- Penn State's first full-stadium White Out was against Notre Dame in 2007.

Date	Opponent	Result	Attend.
Oct. 9, 2004*	#9 Purdue	L, 13-20	108,183
Oct. 8, 2005*	#6 Ohio State	W, 17-10	109,839
Oct. 14, 2006*	#4 Michigan	L, 10-17	110,007
Sept. 8, 2007	Notre Dame	W, 31-10	110,078
Sept. 27, 2008	#22 Illinois	W, 38-24	109,626
Sept. 26, 2009	Iowa	L, 10-21	109,316
Oct. 30, 2010*	Michigan	W, 41-31	108,539
Sept. 10, 2011	#3 Alabama	L, 11-27	107,846
Oct. 27, 2012	#9 Ohio State	L, 23-35	107,818
Oct. 12, 2013	#18 Michigan	W, 43-40 (4OT)	107,884
Oct. 25, 2014	#13 Ohio State	L, 24-31 (2OT)	107,895
Nov. 21, 2015	#13 Michigan	L, 16-28	107,418
Oct. 22, 2016	#2 Ohio State	W, 24-21	107,280
Oct. 21, 2017	#19 Michigan	W, 42-13	110,823
Sept. 29, 2018	#4 Ohio State	L, 26-27	110,889
Oct. 19, 2019	#16 Michigan	W, 28-21	110,669
Sept. 18, 2021	#22 Auburn	W, 28-20	109,958
Oct. 22, 2022	Minnesota	W, 45-17	109,813

* Student section only

NITTANY LIONS FROM IOWA

- QB **Jaxon Smolik** - Van Meter, Iowa/Dowling Catholic
- DT **Jordan van den Berg** - Johannesburg, South Africa/Iowa Western

IOWA PLAYER CONNECTIONS

- Penn State freshman DE **Joseph Mupoyi** and freshman CB **Zion Tracy** and Iowa redshirt freshman DE Brian Allen all played at St. Thomas More High School in Connecticut.
- Penn State freshman QB **Jaxon Smolik** and Iowa junior DL Jackson Filer and sophomore TE Andrew Lentsch all played at Dowling Catholic in Iowa.
- Penn State redshirt freshman OL **Dominic Rulli** and Iowa junior Diante Vines both played at The Taft School in Connecticut.
- Penn State redshirt sophomore DT **Jordan van den Berg** and Iowa junior DL Jackson Filer, junior P Ty Nissen, sophomore DL Anterio Thompson and junior WR Kaden Wetjen all played at Iowa Western CC.
- Penn State redshirt senior **Caedan Wallace** and Iowa freshman QB Marco Lainez both played at The Hun School in New Jersey.
- Penn State senior P **Riley Thompson** and Iowa P Tory Taylor both played at Haileybury College in Australia.

IOWA COACH CONNECTIONS

- Penn State co-offensive coordinator/tight ends coach **Ty Howle** coached Iowa graduate assistant Kevin Johnson at Western Illinois. Howle was the assistant head coach/co-offensive coordinator/offensive line coach while Johnson was a quarterback for the Leathernecks during the 2019 season.

ILLINOIS NOTES

- The Nittany Lions are 17-14 all-time in Big Ten openers and 19-12 in Big Ten road openers.
- Over the last two seasons, Penn State is 9-0 when recording multiple takeaways in a game.
- Since 2022, Penn State has six games with two or more turnovers gained and no turnovers lost. Penn State is 6-0 in those games.
- Penn State has recorded at least 30 points in 10-straight games, which is the longest active streak in the nation.
- It marks the seventh time in Big Ten history a team has strung together 10 or more games of 30+ points.

- The last time Penn State went 10-straight games with 30+ points was 2016-17 (10 games). The school record is 15 games (1993-94).
- Penn State scored 20 points off turnovers, including its first 13 points of the game.
- In the third quarter, RB **Trey Potts** threw an 11-yard touchdown pass to TE **Tyler Warren**. Potts is Penn State's 11th non-quarterback (12 occasions) to throw for a touchdown.
- The Nittany Lions forced turnovers on three-straight possessions (two fumbles, one interception) in the first quarter.
- Penn State forced takeaways on three-straight possession for the first time since 2016 at Indiana (three fumbles).
- Penn State recorded takeaways in the first quarter on a fumble forced by LB **Dominic DeLuca** and recovered by LB **Kobe King**, an interception by LB **Abdul Carter** and an interception by CB **Daequan Hardy**.
- The Nittany Lions forced two takeaways in the third quarter on an interception by CB **Johnny Dixon** and an interception by CB **Cam Miller**.
- Penn State recorded four interceptions in a game for the first time since November 15, 2014 against Temple.
- The Nittany Lions forced five takeaways in a game for the first time since September 16, 2017 against Georgia State (two fumbles, three interceptions).

DELAWARE NOTES

- Penn State scored on its first four drives. Adding to scoring on the final four possessions of the WVU game, the Nittany Lions scored on eight-straight drives, including the final four drives of the West Virginia game.
- The Nittany Lions scored on eight-straight drives for the first time since posting points on eight-straight drives against UMass on September 20, 2014.
- Penn State has recorded at least 30 points in nine-straight games, which is the longest streak in the nation.
- The Nittany Lions scored 35 points in the first half, it's the most points scored by a Penn State team in the opening half since scoring 42 points against Illinois in 2020.
- Penn State ran 91 offensive plays and held the ball for a time of possession of 42:22. Since at least 2007, 42:22 is the longest time of possession Penn State has had in a game.
- RB **Nicholas Singleton** scored a career-high three rushing touchdowns.
- Penn State forced its first takeaway of the season in the third quarter on a fumble forced by **Keaton Ellis** and recovered by **Kevin Winston Jr.**
- LB **Dominic DeLuca** recorded a 26-yard pick-six in the third quarter.
- Penn State held Delaware to just 41 offensive plays, the fewest allowed by the Nittany Lions since holding Minnesota to 40 in a 20-0 win in 2009.
- The Nittany Lions held Delaware to just 140 total yards, 58 passing yards and 82 rushing yards.
- Penn State held Delaware to just five first downs, tying the lowest mark since 2014 and the fewest since Idaho had five in 2019.
- Penn State held Delaware to just six completions the lowest number in a game since giving up five completions at Rutgers in 2018.

WEST VIRGINIA NOTES

- The Nittany Lions have won five-straight matchups in the series and 33 of the last 35 contests.
- Penn State is now 122-13-1 all-time in home openers, including wins in 20 of the last 22, and 113-22-2 all-time in season openers.
- Penn State welcomed 110,747 fans to Beaver Stadium, marking the fourth-highest crowd in its history and its largest crowd for a home opener.
- The Nittany Lions scored on their opening drive of the season for the first time since 2020 at Indiana. QB **Drew Allar** tossed a 72-yard touchdown pass to WR **KeAndre Lambert-Smith**.

TEAM NOTES

- Allar became the first Penn State quarterback to throw for at least 300 yards in a season opener since Christian Hackenberg's 454 passing yards against UCF in 2014.
- Allar is the first Penn State quarterback to throw for at least 300 yards in his first career start since Michael Robinson threw for 379 yards vs. Wisconsin in 2003.
- Allar's 300 passing yards and three passing touchdowns marked the 25th time a PSU quarterback has done that in a game.
- The Nittany Lions stopped West Virginia on three fourth-down conversion attempts.
- LB **Curtis Jacobs** finished the game with 10 tackles. He recorded 10+ tackles in a game for the third time in his career.

STREAKING

- Penn State has won 17 consecutive games against teams that are not members of a Power Five conference.
- Penn State has won 18 consecutive games over non-conference opponents during the regular season, dating back to a win over Temple in 2016.
- Penn State has won 23-straight non-conference home games, dating back to a win over Kent State in 2013.

OVERTIME OVER TIME

- College football introduced overtime during the bowl season in 1995 and adopted it for regular season games in 1996. Since then, Penn State has played 15 overtime games, including six over the 2012-14 seasons.
- Ten of the 15 overtime tilts have come at home, three in true road games, one in the 2006 Orange Bowl and one in the 2014 PinStripe Bowl.
- Penn State is 8-7 all-time in overtime games, with a 5-5 record at Beaver Stadium, 1-2 mark in true road games and 2-0 in contests at a neutral site.
- Penn State's first two overtime contests came vs. Iowa in 2000 and 2002 at home. The Nittany Lions dropped their first three contests that went to the extra period, but won five straight overtime contests before falling to Nebraska on Nov. 23, 2013.

Penn State's all-time overtime games:

Date	Opponent	Score
11/4/00	IOWA (20T)	L, 23-26
9/28/02	IOWA	L, 35-42
10/12/02	at Michigan	L, 24-27
1/3/06	vs. Florida State (30T) ¹	W, 26-23
10/7/06	at Minnesota	W, 28-27
11/24/12	WISCONSIN	W, 24-21
10/12/13	MICHIGAN (40T)	W, 43-40
11/2/13	ILLINOIS	W, 24-17
11/23/13	NEBRASKA	L, 20-23
10/25/14	OHIO STATE (20T)	L, 24-31
12/27/14	vs. Boston College ²	W, 31-30
10/2/16	MINNESOTA	W, 29-26
9/1/18	APPALACHIAN STATE	W, 45-38
10/24/20	at Indiana	L, 35-36
10/23/21	Illinois (90T)	L, 18-20

1 - Orange Bowl, 2 - PinStripe Bowl

ON TV

- Penn State has had 350 of its last 352 games televised, including 246 consecutive games.
- Over the last 15 seasons, every Penn State game has aired on either ABC, BTN, CBS, NBC, Peacock or an ESPN or FOX channel.
- Penn State has made 329 regular season TV appearances since 1995, which is tied for the national lead.
- Penn State's game against Delaware was streamed on Peacock, the Nittany Lions' first ever on a streaming platform.
- Penn State's matchup in the 2023 Rose Bowl Game against Utah drew 10.19 million viewers as the most-watched bowl game outside of the College Football Playoff.
- The 2022 Penn State-Ohio State matchup drew 8.27 million viewers. It was the second most-watched game between two Big Ten schools last season and the seventh-highest viewed regular season game of 2022.

LIONS UNDER THE LIGHTS

- The 2023 season marks the 23rd-straight with at least one regular-season night game on the schedule.
- Penn State will play at least three night games in 2023.
- The Nittany Lions opened the 2023 season against West Virginia with a 7:30 p.m. kickoff on NBC. Penn State earned a 38-15 win.
- Penn State is set for a 7:30 p.m. kickoff on CBS against Iowa for the annual Penn State White Out Game.
- The Nittany Lions will close out the regular season on Friday, Nov. 24 against Michigan State with a 7:30 p.m. kickoff on NBC.
- Penn State is 59-32 at night all-time. The figure breaks down to 19-11 at home, 28-14 on the road and 12-7 in neutral site games. Penn State is 1-1 at regular season neutral sites, 11-6 in bowl games and 1-0 in conference championship games.
- In 2019, Penn State played its most regular season night games in program history with four primetime tilts.
- On Oct. 12, 2013, the Lions claimed the longest game in Big Ten history when they edged Michigan under the lights, 43-40, in four overtimes in front of a sellout Beaver Stadium crowd of 107,844 on Homecoming.

A GLOBAL GAME

- The Nittany Lions' roster includes six players with hometowns outside of the U.S.
- Redshirt sophomore WR **Jan Mahlert** is from Fürstentfeldbruck, Germany.
- Redshirt sophomore DT **Jordan van den Berg** is from Johannesburg, South Africa.
- Freshman DE **Joseph Mupoyi** is from Kinshasa, DR of the Congo.
- Junior TE **Theo Johnson** (Windsor, Ont.) and junior WR **Malick Meiga** (Saint Jerome, Que.) are both Canada natives.
- Senior P **Riley Thompson** is from Melbourne, Australia.

RECORD BREAKDOWN

Overall Record	3-0
Day Games	2-0
Night Games (6 p.m. or later)	1-0
TV Games	3-0
CBS	0-0
FOX	1-0
NBC	1-0
Peacock	1-0
Scoring First	3-0
Opponent Scoring First	0-0
Leading at the Half	3-0
Trailing at the Half	0-0
Tied at the Half	0-0
Leading after Third Qtr.	3-0
Trailing after Third Qtr.	0-0
Tied after Third Qtr.	0-0
Overtime Games	0-0
Scoring less than 20 pts	0-0
Scoring 20-29 points	0-0
Scoring 30-39 Points	2-0
Scoring 40+ Points	1-0
Allowing 10 points or less	1-0
Allowing 11-20 points	2-0
Allowing 21-30 points	0-0
Allowing 31+ points	0-0
Rushing for less than 100 yds	0-0
Rushing for 100-199 yds	2-0
Rushing for 200-299 yds	0-0
Rushing for 300+ yds	1-0
Passing for less than 200 yds	0-0
Passing for 200-299 yds	2-0
Passing for 300-399 yds	1-0
Passing for 400+ yds	0-0
Totalling less than 300 yds total offense	0-0
300-399 yds of total offense	1-0
400-499 yds of total offense	1-0
500+ yds of total offense	1-0
Allowing less than 100 yds rushing	2-0
Allowing more than 100 yds rushing	1-0
Allowing less than 300 yds total offense	1-0
Allowing 300+ yds total offense	2-0
Having a 100-yd rusher	1-0
Having two 100-yd rushers	0-0
Not having a 100-yd rusher	2-0
Opp. having a 100-yd rusher	0-0
No turnovers	3-0
1-3 turnovers	0-0
4+ turnovers	0-0
No takeaways	1-0
1 or 2 takeaways	1-0
3 or more takeaways	0-0
More than 30:00 of possession	2-0
Less than 30:00 of possession	1-0

AT THE START

Opponent	Coin Toss	Choice	PSU 1st Drive	Opponent 1st Drive	Game Captains
WEST VIRGINIA	Penn State	Defer	Touchdown	Punt	Dominic DeLuca, Keaton Ellis, Olumuyiwa Fashanu, Malick Meiga
DELAWARE	Penn State	Defer	Touchdown	Punt	Dominic DeLuca, Keaton Ellis, Malick McClain, Malick Meiga
at Illinois*	Illinois	Receive	Punt	Missed Field Goal	Dominic DeLuca, Kalen King, Kaden Saunders, Sal Wormley
IOWA*	-	-	-	-	-
at Northwestern*	-	-	-	-	-
UMASS	-	-	-	-	-
at Ohio State*	-	-	-	-	-
INDIANA*	-	-	-	-	-
at Maryland*	-	-	-	-	-
MICHIGAN*	-	-	-	-	-
RUTGERS*	-	-	-	-	-
at Michigan State*	-	-	-	-	-

* Big Ten Conference Game

HISTORIC SERIES

- The Nittany Lions have played 23 teams 20 or more times in the 136-year history of the program.
- Penn State owns a winning record against 18 of the 23 teams that it has met 20 or more times.
- Ten of the 23 teams are on the 2023 schedule, including West Virginia (60), Illinois (27), Iowa (31), Northwestern (20), Ohio State (38), Indiana (26), Maryland (46), Michigan (26), Rutgers (33) and Michigan State (37).
- Eighteen of the 23 programs are currently members of NCAA Division I FBS. Bucknell, Lehigh and Penn are in NCAA Division I FCS, while Gettysburg and Lebanon Valley are in Division III.

Team	Meetings	Record
Pittsburgh	100	53-43-4
Syracuse	71	43-23-5
West Virginia	60	49-9-2
Penn ^	47	18-25-4
Maryland *	46	42-3-1
Temple	45	40-4-1
Bucknell ^	38	28-10
Navy	38	19-17-2
Ohio State *	38	14-24
Michigan State *	37	18-18-1
Rutgers *	33	31-2
Iowa *	31	17-14
Gettysburg ^	28	27-0-1
Illinois *	27	21-6
Army	26	14-10-2
Indiana *	26	24-2
Michigan *	26	10-16
Boston College	24	20-4
Lehigh ^	23	16-6-1
Wisconsin*	20	11-9
Lebanon Valley ^	20	20-0
Northwestern*	20	15-5
Purdue*	20	16-3-1

* - Current Big Ten team | ^ - Current Non-FBS university

Bold indicates 2023 opponent

HOME SWEET HOME

- With a 312-80 all-time record in Beaver Stadium, Penn State owns the sixth-best record in its venue amongst current FBS schools and leads the Big Ten.
- Penn State averaged 107,379 fans in seven games at Beaver Stadium in 2022, marking the fifth-highest average attendance in program history and the highest mark since 2008 (108,254).
- The Nittany Lions welcomed 110,747 fans to Beaver Stadium against West Virginia, marking the fourth-highest crowd in its history and the most since Sept. 29, 2018 against Ohio State (110,889).
- Only Alabama (.838) and Oklahoma (.816) have higher winning percentages in facilities older than Beaver Stadium.

School	Stadium Name (Opened)	Rec	Win %
1. Alabama	Bryant-Denny Stadium (1929)	292-55-3	.838
2. Boise State	Albertsons Stadium (1970)	282-61	.822
3. Oklahoma	Gaylord Family-Oklahoma Memorial Stad. (1923)	419-89-15	.816
4. Marshall	Joan C. Edwards Stadium (1991)	179-41	.814
5. Ga. Southern	Paulson Stadium (1984)	210-49	.811
6. Penn State	Beaver Stadium (1960)	312-80	.796
7. Ohio State	Ohio Stadium (1922)	468-114-20	.794
8. Auburn	Jordan-Hare Stadium (1939)	345-91-7	.787
9. Georgia	Sanford Stadium (1929)	376-107-9	.773
10. Tennessee	Neyland Stadium (1921)	487-141-17	.768

2023 CAPTAINS

- Penn State football head coach **James Franklin** announced redshirt sophomore LB **Dominic DeLuca**, senior S **Keaton Ellis**, junior OL **Olumuyiwa Fashanu**, redshirt senior DE **Adisa Isaac**, junior TE **Theo Johnson** and junior WR **Malick Meiga** have been named team captains for the 2023 season.
- All six are first-time team captains.

TEAM NOTES

PRESEASON ALL-AMERICA ACCOLADES

- Multiple Nittany Lions have earned preseason All-America honors.
- Junior OL **Olumuyiwa Fashanu** and junior CB **Kalen King** were named preseason Associated Press and Sporting News first-team All-Americans.
- Junior DE **Chop Robinson** and sophomore RB **Nicholas Singleton** each earned second-team preseason All-America honors from Sporting News.
- Fashanu and King were also tabbed preseason Pro Football Focus All-America first team, while Robinson earned second-team honors and Singleton and sophomore LB **Abdul Carter** garnered honorable mention laurels.

WATCH LISTS

- Penn State has 13 players represented on watch lists entering the 2023 season.
- The Nittany Lions placed three players on the Bednarik Award and Bronko Nagurski Trophy watch lists. Sophomore LB **Abdul Carter**, junior CB **Kalen King** and junior DE **Chop Robinson** were named to both watch lists.
- Carter, junior OL **Olumuyiwa Fashanu** and Robinson were all tabbed to the Lombardi Award watch list.
- Carter and junior LB **Curtis Jacobs** are on the Butkus Award watch list.
- Carter and King are members of the Lott IMPACT Trophy watch list.
- Fashanu is also on the Outland Trophy watch list, while joining sophomore RB **Nicholas Singleton** on the Walter Camp Player of the Year watch list.
- Fashanu is also on the Walter V. Campbell Trophy watch list.
- King is on the Jim Thorpe Award watch list.
- Sophomore RB **Kaytron Allen** and Singleton were named to the Doak Walker Award watch list.
- Singleton is also on the Maxwell Award and Paul Hornung Award watch lists.
- Redshirt senior WR **Dante Cephas** is on the Biletnikoff Award watch list.
- Redshirt senior DT **Dvon Elties** was recognized on the Allstate AFCA Good Works Team and Wuerffel Trophy watch lists.
- Sophomore WR **Omari Evans** is on the Earl Campbell Tyler Rose Award watch list.
- Junior TE **Theo Johnson** is a member of the Mackey Award watch list.
- Senior P **Riley Thompson** is on the Ray Guy Award watch list.
- Freshman LB **Tony Rojas** is on the Shaun Alexander Freshman of the Year Award watch list.

- In addition, 11 Nittany Lions are on the Reese's Senior Bowl watch list including DT **Hakeem Beamon**, Cephas, CB **Johnny Dixon**, S **Keaton Ellis**, LB **Tyler Eldson**, Fashanu, DE **Adisa Isaac**, Jacobs, Johnson, WR **KeAndre Lambert-Smith**, OL **Caedan Wallace**, TE **Tyler Warren** and DT **Jordan van den Berg**.

FAMILY AFFAIR

- Penn Staters know that it is very common for generations of families to all attend Penn State. For a fortunate few, immediate family members are also able to follow in a brother, father or grandfather's footsteps on the Penn State football team.
- Three sons of Penn State lettermen are on the 2022 team.
Father (Letters) **Son (Class)**
Brian Chizmar (1986-89) Ben Chizmar (R-So.)
Bruce Ellis (1973-76) Keaton Ellis (Sr.)
Ed Pryts (1978-82) Jackson Pryts (R-Fr.)
- Five pairs of brothers are currently represented.
Older (Years/Class) **Younger (Class)**
Max Chizmar (2017-21) Ben Chizmar (R-So.)
Sean Clifford (2018-22) Liam Clifford (R-So.)
Khalil Dinkins (2020-pres.; R-So.) Kolin Dinkins (R-Fr.)
Kalen King (2021-pres; Jr.) (Twins) Kobe King (R-So.)
Michal Menet (2017-21) Joey Schlafer (Fr.)

THREE ON HALL OF FAME BALLOT

- Penn State lettermen **Ki-Jana Carter**, **D.J. Dozier** and **Paul Posluszny** have been selected as a part of the national ballot for the National Football Foundation's College Hall of Fame's Class of 2024.
- Carter, a running back for the Nittany Lions, was a first-team All-American during the 1994 campaign. Carter staked a claim to being one of the most decorated Penn State running backs of all-time with a junior season in which he was fourth nationally in rushing (139.9), second in scoring (10.8 ppg) and fifth in all-purpose yardage (158.4).
- Dozier, a tailback for the Nittany Lions, matriculated to Happy Valley from Virginia Beach, Va. He earned first team All-America honors from the Walter Camp Football Foundation in 1986. Dozier is the only Nittany Lion to the lead the team in rushing four consecutive seasons, doing so from 1983-86.
- Posluszny, an outside linebacker for the Nittany Lions, was a first-team All-American in 2005 and 2006. Posluszny became just the second two-time winner of the Chuck Bednarik Award, presented to the nation's top defensive player, in 2006. In 2005, he also won the Butkus Award.



2023 Captains (L-R): Keaton Ellis, Dominic DeLuca, Olumuyiwa Fashanu, Theo Johnson, Adisa Isaac, Malick Meiga

SEASON HONORS

DREW ALLAR, QUARTERBACK

Big Ten Offensive Player of the Week (9/5)
Manning Award Star of the Week (9/5)

KAYTRON ALLEN, RUNNING BACK

Doak Walker Award Watch List

HAKEEM BEAMON, DEFENSIVE TACKLE

Reese's Senior Bowl Watch List

ABDUL CARTER, LINEBACKER

Bednarik Award Watch List
Bronko Nagurski Trophy Award Watch List
Butkus Award Watch List
Lombardi Award Watch List
Lott IMPACT Trophy Watch List
PFF Preseason All-America Honorable Mention

DANTE CEPHAS, WIDE RECEIVER

Biletnikoff Award
Reese's Senior Bowl Watch List

JOHNNY DIXON, CORNERBACK

Reese's Senior Bowl Watch List

DVON ELLIES, DEFENSIVE TACKLE

Allstate AFCA Good Works Team
Wuerffel Trophy

KEATON ELLIS, SAFETY

Reese's Senior Bowl Watch List

TYLER ELSDON, LINEBACKER

Reese's Senior Bowl Watch List

OMARI EVANS, WIDE RECEIVER

Earl Campbell Tyler Rose Award

OLUMUYIWA FASHANU, OFFENSIVE LINE

Lombardi Award Watch List
Outland Trophy Watch List
Walter Camp Player of the Year Award Watch List
William V. Campbell Trophy Watch List
Reese's Senior Bowl Watch List
AP Preseason All-America First Team
PFF Preseason All-America First Team

ADISA ISAAC, DEFENSIVE END

Reese's Senior Bowl Watch List

CURTIS JACOBS, LINEBACKER

Butkus Award Watch List
Reese's Senior Bowl Watch List

THEO JOHNSON, TIGHT END

Mackey Award Watch List
Reese's Senior Bowl Watch List

KALEN KING, CORNERBACK

Bednarik Award Watch List
Bronko Nagurski Trophy Watch List
Lott IMPACT Trophy Watch List
Jim Thorpe Award Watch List
AP Preseason All-America First Team
PFF Preseason All-America First Team

KEANDRE LAMBERT-SMITH, WIDE RECEIVER

Reese's Senior Bowl Watch List

CHOP ROBINSON, DEFENSIVE END

Bednarik Award Watch List
Bronko Nagurski Trophy Watch List
Lombardi Award Watch List
PFF Preseason All-America Second Team

TONY ROJAS, LINEBACKER

Shaun Alexander Freshman of the Year Award Watch List

NICHOLAS SINGLETON, RUNNING BACK

Doak Walker Award Watch List
Maxwell Award Watch List
Paul Hornung Award Watch List
Walter Camp Player of the Year Award Watch List
PFF Preseason All-America Honorable Mention

RILEY THOMPSON, PUNTER

Ray Guy Award Watch List

JORDAN VAN DEN BERG, DEFENSIVE TACKLE

Reese's Senior Bowl Watch List

CAEDAN WALLACE, OFFENSIVE LINE

Reese's Senior Bowl Watch List

TYLER WARREN, TIGHT END

Reese's Senior Bowl Watch List

OFFENSIVE NOTES

- Since the start of the 2016 season, Penn State's offense is second in the Big Ten in yards per play (6.05; 30th), total offense (429.55; 29th) and scoring offense (34.69; 18th) and is third in touchdown percentage (31.65; 19th), points per possession (2.16; 20th), scoring percentage (40.45; 24th) and yards per pass attempt (7.90; 28th).
- Penn State's offense has been explosive since the 2016 campaign, as it leads the Big Ten in 80-plus yard play percentage (0.20; 2nd nationally) and 70-plus (0.39; 5th), ranks second in 40-plus (1.97; 16th), 30-plus (3.52; 28th) and 20-plus (7.64; 21st), and holds third in 50-plus (0.97; 38th) and 60-plus (0.55; 24th).
- The Nittany Lions have tallied at least 55 plays of 20 or more yards in seven of the last eight seasons (86 in 2022; 57 in 2021; 63 in 2019; 73 in 2018; 85 in 2017; 91 in 2016; 67 in 2015). PSU had 52 plays of 20 or more yards in 2020 (9-game schedule).
- Additionally, the Nittany Lions are third in the Big Ten and 17th nationally in 15-plus yard passing play percentage since 2016 (19.42 percent).
- With 30 points at Illinois, the Nittany Lions extended its streak of 30+ points to 10-straight games, the nation's longest streak.
- It marks the seventh time in Big Ten history a team has strung together 10 or more games of 30+ points. The last time Penn State went 10-straight games with 30+ points was 2016-17 (10 games). The school record is 15 games (1993-94).
- The Nittany Lions posted 400+ total yards in nine-straight games, before snapping the streak against Illinois. It was tied with Florida State for the nation's third-longest active streak.
- Penn State has surpassed 200 yards rushing 39 times in the James Franklin era. PSU is 34-5 in those games.
- Since 2022, Penn State is tied second in the nation in turnover margin, averaging a +1.19 margin (2.06 gained per game; 0.88 lost per game), best in the Big Ten.
- Over the last two seasons, Penn State is averaging a nation-best 9.69 points per game off turnovers.
- In 2023, Penn State ranks 14th in the country and leads the Big Ten averaging 43.7 points per game.
- Penn State ranks 26th in the nation in total offense (467.3) and 22nd in rushing offense (208.3), sitting third in the Big Ten in both categories.
- Penn State has tallied 81 first downs through the first three games, holding 14th in the country and first in the conference.
- The Nittany Lions are also fourth in the nation in average time of possession (34:19) and 12th in sacks allowed per game (0.67).
- Penn State is 20th in the country in red zone offense (94.4%).
- Against WVU, Penn State tallied 478 total yards.
- Penn State scored on its opening drive with a 72-yard touchdown pass by QB Drew Allar to WR KeAndre Lambert-Smith.
- Allar (325 yards) became the first Penn State quarterback to throw for at least 300 yards in a season opener since Christian Hackenberg's 454 passing yards against UCF in 2014 and the first Penn State quarterback to throw for at least 300 yards in his first career start since Michael Robinson threw for 379 yards vs. Wisconsin in 2003.
- Allar's 300 passing yards and three passing touchdowns marked the 25th time a PSU quarterback has done that in a game.
- With his 72-yard touchdown reception, Lambert-Smith now owns three career touchdown receptions of 70+ yards, joining his 83-yard touchdown against Villanova in 2021 and his 88-yard touchdown reception against Utah in the 2023 Rose Bowl.
- Penn State scored on each of its final four possessions of the WVU game, including three touchdowns, and on the first four drives of the Delaware game.
- The Nittany Lions scored on eight-straight drives for the first time since posting points on eight-straight drives against UMass on September 20, 2014.
- The Nittany Lions scored 35 points in the first half, it's the most points scored by a Penn State team in the opening half since scoring 42 points against Illinois in 2020.
- Penn State tallied 541 total yards, the most since notching 572 against Ohio in 2022.
- The Nittany Lions rushed for 315 yards, the most since rushing for 396 vs. Memphis in the 2019 Cotton Bowl.
- Penn State ran 91 offensive plays, the most since running 91 at Nebraska in 2020.
- The Nittany Lions held the ball for a time of possession of 42:22. Since at least 2007, 42:22 is the longest time of possession Penn State has had in a game.
- Against Illinois, Penn State scored 20 points off turnovers, including its first 13 points of the game.
- In the third quarter, RB Trey Potts threw an 11-yard touchdown pass to Tyler Warren. Potts is Penn State's 11th non-quarterback (12 occasions) to throw for a touchdown.
- Mike Yurcich enters his third season as Penn State's offensive coordinator/quarterbacks coach.
- Yurcich (California University (Pa.)) and Franklin (East Stroudsburg) both played in the Pennsylvania State Athletic Conference (PSAC).
- As an FBS offensive coordinator, offenses under Yurcich have averaged 6.34 yards per play, ranking first among OC's since 2013 and 13.60 yards per completion, which is also first in that time frame.
- Since 2013, Yurcich's offenses have scored 50 or more points 28 times and 40 or more points 58 times (44.3 percent of games coached), both of which are tops among FBS offensive coordinators since 2013.
- His teams have averaged an FBS-best 54.6 touchdowns per year and 29 passing touchdowns per season.
- Penn State has scored 40 points 28 times since 2016. By comparison, from 2008 until 2015, the Nittany Lions had 18 40-point outings.

Scoring Benchmarks Since 2016 (90 games)

Pts.	#	Last
50+	14	Sept. 9, 2023; vs. Delaware (W, 63-7)
40+	27	Sept. 9, 2023; vs. Delaware (W, 63-7)
30+	55	Sept. 16, 2023; at Illinois (W, 30-13)
20+	78	Sept. 16, 2023; at Illinois (W, 30-13)



Nicholas Singleton & Kaytron Allen

12 2023 PENN STATE FOOTBALL

NATIONAL NITS

Below is a list of Penn State players that rank among the top-100 individuals and top-50 teams in the most recent season statistical rankings.

Rankings listed NCAA/Big Ten; Statistics as of September 17, 2023

- **QB Drew Allar**
 - Completions Per Game - 19.67 (38/4)
 - Completion Percentage - 67.0 (38/5)
 - Passing Yards Per Game - 245.7 (41/4)
 - Passing Efficiency - 152.4 (43/4)
 - Passing Yards - 737 (43/4)
 - Yards Per Pass Attempt - 8.38 (44/6)
 - Total Offense Per Game - 263.0 (45/4)
 - Yards Per Completion - 12.49 (50/6)
 - Passing Touchdowns - 4 (69/5)
 - Points Responsible For Per Game - 10.0 (81/7)
 - Points Responsible For - 30 (82/7)
- **RB Kaytron Allen**
 - Rushing Yards Per Game - 69.3 (66/8)
 - Yards Per Carry - 4.95 (67/11)
 - Rushing Yards - 208 (71/8)
- **LB Abdul Carter**
 - Interceptions Per Game - 0.3 (49/8)
 - Interceptions - 1 (49/8)
- **LB Dominic DeLuca**
 - Forced Fumbles Per Game - 0.33 (25/1)
 - Interceptions Per Game - 0.3 (49/8)
 - Interceptions - 1 (49/8)
- **CB Johnny Dixon**
 - Interceptions Per Game - 0.3 (49/8)
 - Interceptions - 1 (49/8)
- **S Keaton Ellis**
 - Forced Fumbles Per Game - 0.33 (25/1)
- **K Alex Felkins**
 - Field Goals Per Game - 1.3 (25/2)
 - Field Goal Percentage - 80.0 (33/4)
 - Points Per Game - 8.7 (43/5)
 - Total Points - 26 (49/5)
- **CB Daequan Hardy**
 - Interceptions Per Game - 0.3 (49/8)
 - Interceptions - 1 (49/8)
- **LB Kobe King**
 - Fumbles Recovered - 1 (12/1)
- **WR KeAndre Lambert-Smith**
 - Receiving Yards Per Game - 73.3 (53/4)
 - Receiving Yards - 220 (55/4)
 - Receiving Touchdowns - 2 (58/5)
 - Yards Per Reception - 16.92 (79/10)
 - Receptions Per Game - 4.3 (96/9)
- **CB Cam Miller**
 - Interceptions Per Game - 0.3 (49/8)
 - Interceptions - 1 (49/8)
- **WR Kaden Saunders**
 - Punt Return Average - 6.6 (40/6)
- **RB Nicholas Singleton**
 - Rushing Touchdowns - 5 (4/2)
 - Total Touchdowns - 5 (8/3)
 - Total Points - 30 (18/3)
 - Kick Return Average - 19.8 (44/3)
 - All-Purpose Yards Per Game - 107.0 (58/5)
 - Combined Kick Return Yards - 99 (59/7)
 - Points Responsible For Per Game - 10.0 (81/7)
 - Points Responsible For - 30 (82/7)
 - Yards Per Carry - 4.28 (94/14)
- **TE Tyler Warren**
 - Receiving Touchdowns - 2 (58/5)
- **S Kevin Winston Jr.**
 - Fumbles Recovered - 1 (12/1)
- **TEAM**
 - Fumbles Lost - 0 (1/1)
 - Passes Had Intercepted - 0 (1/1)
 - Turnovers Lost - 0 (1/1)
 - Turnover Margin - Plus-7 (3/1)
 - Time of Possession - 34:19 (7/1)
 - Turnovers Gained - 7 (11/1)
 - Passing Efficiency Defense - 94.67 (11/2)
 - Interceptions - 5 (11/2)
 - First Downs Defense - 42 (11/3)
 - Sacks Allowed Per Game - 0.67 (12/3)
 - Tackles For Loss Allowed Per Game - 3.67 (12/3)
 - Defensive Touchdowns - 1 (13/2)
 - Scoring Defense - 11.7 (13/4)
 - Scoring Offense - 43.7 (14/1)
 - First Downs Offense - 81 (14/1)
 - Kickoff Return Defense - 13.6 (15/4)
 - Sacks Per Game - 3.3 (16/2)
 - Total Defense - 267.3 (16/3)
 - Third Down Conversion Defense - 30.0 (18/2)
 - Fourth Down Conversions - 80.0 (19/3)
 - Red Zone Offense - 94.4 (20/4)
 - Passing Defense - 170.7 (21/4)
 - Rushing Offense - 208.3 (22/3)
 - Total Offense - 467.3 (26/3)
 - Rushing Defense - 96.7 (33/6)
 - Fumbles Recovered - 2 (34/1)
 - Tackles For Loss Per Game - 6.7 (35/4)
 - Passing Efficiency - 152.11 (47/3)
 - Completion Percentage - 65.3 (48/5)
 - Passing Offense - 259.0 (50/5)

QUARTERBACK NOTES

- Offensive coordinator **Mike Yurcich** also heads the Penn State quarterback room.
- Four quarterbacks Yurcich coached in college are currently on NFL rosters (Sean Clifford - Penn State, Sam Ehlinger - Texas, Justin Fields - Ohio State, Mason Rudolph - Oklahoma State).
- Yurcich served as the passing game coordinator and quarterbacks coach at Ohio State in 2019, where quarterback Justin Fields was a finalist for the Heisman Trophy, Walter Camp Player of the Year Award and Davey O'Brien Award.
- Sophomore quarterback **Drew Allar** enters his second season with the Nittany Lions after appearing in 10 games his freshman year.
- Through three games in 2023, Allar has completed 67 percent of his passes for 737 yards and four touchdowns, while rushing for one score.
- Allar ranks fourth in the Big Ten in passing yards (737), passing yards per game (245.7) and total offense per game (263.0) and fifth in completion percentage (67.0) and passing touchdowns (4).
- In his first career start, against West Virginia, Allar completed 21-of-29 passes for 325 yards and three touchdowns.
- Allar became the first Penn State quarterback to throw for at least 300 yards in a season opener since Christian Hackenberg's 454 passing yards against UCF in 2014 and the first Penn State quarterback to throw for at least 300 yards in his first career start since Michael Robinson threw for 379 yards vs. Wisconsin in 2003.
- Allar's 300 passing yards and three passing touchdowns marked the 25th time a PSU quarterback has done so in a game.
- The sophomore earned Big Ten Offensive Player of the Week honors.
- On the opening drive of the game, Allar connected with **KeAndre Lambert-Smith** for a 72-yard touchdown.
- Against Delaware, Allar completed 22-of-26 passes for 204 yards and a touchdown, while rushing for 27 yards and a 1-yard score.
- Allar notched his first career game with both a passing and rushing touchdown.
- At Illinois, Allar threw for 208 yards for his third career 200-yard passing game and went over 1,000 career passing yards. He has 1,081 career yards.
- Quarterback **Beau Pribula** also enters his second season with the Nittany Lions after redshirting his rookie season.
- Against WVU, Pribula completed his first career pass attempt for seven yards. He also rushed for 18 yards, including a 5-yard touchdown, on three carries.
- In the Delaware game, Pribula completed 3-of-5 passes for 22 yards and a touchdown. He added 46 yards and a touchdown on eight carries.
- Pribula connected with **Omari Evans** on a 4-yard touchdown pass in the fourth quarter. It was his first career touchdown pass.
- At Illinois, Pribula set career highs with nine carries for 47 yards and a career-long 21-yard run.
- Freshman **Jaxon Smolik** made his collegiate debut in the Delaware contest.



Drew Allar

ACADEMIC SUCCESS

- The Nittany Lions had 32 players selected as Academic All-Big Ten in Fall 2022.
- **Sean Clifford** was a 2021 National Football Foundation (NFF) Scholar-Athlete and finalist for the Campbell Trophy, known as the "Academic Heisman". He is the 19th Nittany Lion to be selected as an NFF Scholar-Athlete.
- Penn State posted its first 1,000 single-year APR in program history in 2018-19, topping the previous high of 993 in 2014-15.
- In 2019, punter Blake Gillikin took home CoSIDA Academic All-America® first-team honors for the second-straight year to become the 12th two-time first-team selection in Penn State history. He graduated with a perfect 4.0 grade-point average in May 2020.
- Gillikin's two first-team CoSIDA Academic All-America honors increase Penn State football's total to 67 honorees, which ranks second in Division I football history (FBS and FCS).

DEGREES ON THE WALL

- Entering the 2023 season, five Nittany Lions have earned a collegiate degree.
- **Smith Vilbert** graduated in August 2023 with his bachelor's degree in telecommunications and media studies.
- **Dvon Elies** earned his bachelor's degree in telecommunications in Spring 2023. He is pursuing a second degree in journalism.
- **Hunter Nourzad** earned his bachelor's degree in engineering from Cornell and is working on his master's of business administration.
- **Dante Cephas** graduated from Kent State with his bachelor's degree in educational studies. He is pursuing a second degree in telecommunications.
- **Alex Felkins** earned his bachelor's degree from Columbia in psychology. He is pursuing a graduate certificate in business management foundations.

PRONUNCIATIONS

Drew Allar Drew AL-ler
Kaleb Artis Kaleb ar-TISS
Alex Bacchetta Alex buh-KET-ah
Alex Birchmeier Alex BURTCH-myer
Henry Boehme Henry BAME
Dante Cephas Dante SEE-fiss
Audavion Collins ah-DAY-vee-on Collins
Amiel Davis ah-MEEL Davis
Dani Dennis-Sutton deh-NYE Dennis-Sutton
Matt Detisch Matt DETT-ish
Khalil Dinkins kuh-LEEL Dinkins
Anthony Donkoh Anthony DON-coe
Jason Estrella Jason es-TRELL-uh
Dvon Elies duh-VON el-LEES
Olumuyiwa Fashanu O-LOU-moo-YEE-wuh fash-UH-new
Mehki Flowers muh-KYE Flowers
Finn Furmanek Finn fir-muh-NECK
Jashaun Green ja-SEAN Green
George Hlavac George LAVIC
Olaivavega Ioane O-LIE-vuh-VENG-uh Yo-wahn-ay
Adisa Isaac ah-DEE-suh Isaac
Golden Israel-Achumba Golden Israel ah-CHUM-buh
Coziah Izzard Co-ZIGH-uh IZZ-ard
Kaveion Keys KAY-vee-on Keys
Jameial Lyons ja-MEL Lyons
Jan Mahlert yahn MAHL-ert
Malick Meiga Malick mega
Joseph Mupoyi Joseph moo-POY
DaKaari Nelson dah-KARR-ee Nelson
Hunter Nourzad Hunter NOR-zad
Gabriel Nwosu Gabriel WO-Sue
Chimdy Onoh CHIM-dee OH-no
Beau Pribula Beau prib-U-luh
Jackson Pryts Jackson PRITS
Andrew Rappleyea Andrew RAPPLE-yay
Ta'Mere Robinson TAY-meer Robinson
Dominic Rulli Dominic RULE-ee
Sander Sahaydak Sander suh-HAY-dak
Joey Schlaffer Joey sh-LAHF-er
Sam Siafa Sam see-AH-fa
Jaxon Smolik Jackson SMOLE-ick
Blaise Sokach-Minnick Blaze SO-katch-min-ick
Davon Townley Jr. Duh-VON Townley
Ibrahim Traore EE-bruh-heem trey-OR
Amin Vanover ah-MEEN Vanover
Caedan Wallace KAY-den Wallace
Zakee Wheatley ZACK-key Wheatley
J'Ven Williams JAY-ven Williams

RUNNING BACKS NOTES

- Co-offensive coordinator/running backs coach **Ja'Juan Seider** has 15 years of college coaching experience, including 12 at the Power Five level.
- As a player at Florida A&M, Seider won the Doug Williams Award for National Offensive Player of the Year, Jake Gaither Award (considered the Heisman Trophy of Historically Black Colleges) and earned All-America honors after throwing for 2,622 yards and 27 touchdowns and rushing for 740 yards and 14 touchdowns in 1999.
- A loaded running back room is led by dynamic sophomores **Kaytron Allen** and **Nicholas Singleton** and redshirt senior **Trey Potts**.
- Allen (1,075), Singleton (1,215) and Potts (1,262) each have over 1,000 career rushing yards.
- Penn State is one of eight FBS teams, and the only Big Ten team, with three career 1,000 yard rushers on its roster.
- Penn State was one of 17 FBS teams, and one of nine Power Five teams and the only Big Ten team, entering 2023 with three career 800-yard rushers on its roster.
- With Potts and Singleton, Penn State was one of 28 FBS teams and one of 18 Power Five teams entering 2023 with two career 1,000-yard rushers on its squad.
- Singleton (1,061 rushing yards) and Allen (867 rushing yards) became the first freshmen teammates in Big Ten history to both rush for 700+ rushing yards in a season.
- Allen and Singleton are the only Penn State duo to each rush for 850+ yards in a season and one of three 800+ rushing yard duos.
- Since 2000, Allen and Singleton are one of two FBS freshman duos to each rush for 850+ yards in a season, joining West Virginia's Steve Slaton (1,128) and Pat White (952) in 2005.
- Allen and Singleton are both on the Doak Walker Award watch list.
- Singleton is also on watch lists for the Maxwell Award, Paul Hornung Award and Walter Camp Player of the Year Award.
- The sophomore was also named a second-team preseason All-American by Sporting News and a Pro Football Focus Preseason All-America honorable mention.
- Singleton was selected as a True Freshman All-American by On3, 247Sports and College Football News in 2022.
- He was named the Big Ten Thompson-Randle El Freshman of the Year and was selected third-team All-Big Ten by the coaches and media and was also tabbed the AP Big Ten Newcomer of the Year.
- Allen was an honorable mention All-Big Ten selection by the media and was a True Freshman All-American by College Football News.
- Singleton owns 1,215 career rushing yards, ranking 37th all-time at Penn State, and 17 career rushing touchdowns.
- Singleton's five rushing touchdowns in 2023 rank fourth in the nation and hold second in the Big Ten.
- Singleton holds eighth in the nation in total touchdowns and fifth in the Big Ten in all-purpose yards per game (107.0).
- He started the 2023 season with 70 rushing yards and a 2-yard touchdown rush against West Virginia.
- On a 10-yard run in the first quarter, Singleton surpassed 1,500 career all-purpose yards. He has 1,676 all-purpose yards.
- Against Delaware, Singleton scored a career-high three rushing touchdowns.
- Singleton found the end zone on a 2-yard rushing touchdown on Penn State's opening drive of the game.
- He scored on a pair of 5-yard in the second quarter.
- Singleton recorded his sixth career game with multiple rushing touchdowns.
- At Illinois, Singleton scored on a 16-yard rush in the fourth quarter.
- He added a career-high 49 receiving yards on three catches and 54 kick return yards for a total of 140 all-purpose yards.
- Singleton rushed for 1,061 yards as a freshman, trailing only Saquon Barkley (1,076; 2015) for the most by a Penn State freshman.
- In 2022, he became the 16th Nittany Lion to rush for 1,000 yards in a season and the third PSU freshman running back to reach 1,000 yards.
- Singleton's 12 rushing touchdowns in 2022 are a Penn State freshman record.
- Among FBS freshmen, Singleton led the country in yards per carry (6.8), while ranking second in all-purpose yardage (1,495), third in rushing yards (1,061), fourth in rushing touchdowns (12) and total touchdowns (14).
- He finished second in the Big Ten in yards per carry, ranking seventh nationally, tied for third in total touchdowns, fourth in rushing touchdowns, fifth in rushing yards and sixth in all-purpose yards per game.
- Singleton led the Big Ten in 30+ yard runs (9; 3rd nationally) and 40+ yard runs (7; 3rd) and tied for second in 50+ yard runs (4; T-4th), 60+ yards (2; T-9th) and 20+ yard runs (12; T-18th).
- Allen has 1,075 career rushing yards and 12 career rushing touchdowns.
- In 2023, Allen ranks eighth in the Big Ten in rushing yards (208) and rushing yards per game (69.3).
- Against West Virginia, Allen rushed for 51 yards on 10 carries.
- In the Delaware game, Allen rushed for 103 yards on 19 carries. It was his third career 100-yard rushing game.
- Allen scored on a 4-yard rushing touchdown in the first quarter. It was his 11th career rushing touchdown.
- During the opening drive of the third quarter, Allen went over the 1,000 career rushing yards mark. He became the 49th Penn State player to reach 1,000 career rushing yards.
- Allen rushed for a team-high 54 yards at Illinois.
- He scored on a 4-yard rushing touchdown in the second quarter.
- He rushed for 867 yards and 10 touchdowns on 167 carries in 2022. He added 20 receptions for 188 yards and a touchdown.
- His 867 rushing yards are the fourth-most by a Penn State freshman in a season.
- Against Central Michigan, he rushed for 111 yards, on 13 carries, and two touchdowns.
- The sophomore totaled 158 scrimmage yards at Indiana. He rushed for 86 yards and three touchdowns on 18 carries, while adding catches of 27 and 45 yards.
- Allen rushed for 117 yards and a touchdown on 11 carries at Rutgers for his second 100-yard game of the 2022 season.
- The Norfolk, Va. native ranked tied sixth among FBS freshmen in rushing touchdowns (10), eighth in yards per carry (5.19) and 10th in total rushing yards.
- He finished sixth in the Big Ten in rushing touchdowns, eighth in yards per carry, ninth in total touchdowns and 11th in rushing yards.
- Potts joined the Nittany Lions in Summer 2023 after transferring from Minnesota.
- In his collegiate career, Potts owns 1,262 rushing yards and 11 touchdowns on 252 carries in 27 games (five starts).
- Potts had five carries against West Virginia in the 2023 opener.
- He rushed for 59 yards on seven carries, including a 20-yard rush, in the Delaware game.
- Potts threw an 11-yard touchdown pass to Tyler Warren. Potts is Penn State's 11th non-quarterback (12 occasions) to throw for a touchdown.
- In 2022 at Minnesota, he totaled 471 yards and three scores on 101 carries.
- Redshirt senior **Tank Smith** has 38 career carries, including 23 in 2022.
- Smith tied a career high with six carries and set a career high with 29 rushing yards against Delaware.
- Redshirt sophomore **Tyler Holworth** tallied six carries last season.
- Holworth earned three carries in the Delaware contest.

NICHOLAS SINGLETON



SINGLETON STATS

RUSHING YARDS

1,215

Singleton has rushed for 1,215 career rushing yards, ranking 37th in program history.

RUSHING YARDS PER GAME

75.9

Singleton is averaging 75.9 rushing yards per game in his career.

RUSHING TOUCHDOWNS

17

Singleton has 17 career rushing touchdowns, including five this season.

100+ RUSHING YARD GAMES

4

Singleton has four career games with 100+ rushing yards, including a career-high 179 vs. Ohio in 2022.

20+ YARD RUNS

12

Singleton has 12 career 20+ yard runs, nine 30+ yard runs, seven 40+ yard runs, four 50+ yard runs, two 60+ yard runs, two 70+ yard runs and one 80+ yard run.

KAYTRON ALLEN



ALLEN STATS

RUSHING YARDS

1,075

Allen owns 1,075 career rushing yards.

RUSHING YARDS PER GAME

67.2

Allen is averaging 67.2 rushing yards per game in his career.

RUSHING TOUCHDOWNS

12

Allen has 12 career rushing touchdowns.

100+ RUSHING YARD GAMES

3

Allen has three career 100-yard rushing games, including 103 against Delaware.

MULTI-TD GAMES

2

Allen has two multi-rushing touchdown games in his career.

TIGHT ENDS NOTES

- Co-offensive coordinator and ends coach **Ty Howle** is in his third season coaching the Penn State tight ends and his fourth season overall on the staff.
- Howle served as an offensive analyst in 2020, working closely with the offensive line and tight ends.
- He was a four-year letterwinner on the Penn State offensive line from 2009-13. He started at center and left guard and was a four-time Academic All-Big Ten selection. He was a team captain in 2013.
- Brenton Strange was selected by the Jacksonville Jaguars in the second round of the 2023 NFL Draft, Penn State's fourth tight end drafted since 2015, tied for the third-most in the FBS.
- In 2022, Penn State led the Big Ten and ranked second among Power Five teams with 13 tight end receiving touchdowns.
- PSU was one of three schools, joining Oregon and San Jose State, with four different tight ends catching a touchdown pass this season.
- Among Power Five schools, Penn State ranked seventh in receiving yards (866), eighth in tight end receiving yards per game (66.6) and 10th in receptions (66).
- Juniors **Theo Johnson** (10) and **Tyler Warren** (3) and redshirt sophomore **Khalil Dinkins** (1) have combined for 14, 20-plus yard receptions in their careers.
- Johnson, who is on the Mackey Award watch list, has 47 receptions for 643 yards and five touchdowns in his Penn State career.
- He caught two passes for 14 yards against Delaware.
- Johnson made two grabs for 32 yards at Illinois, including a 19-yard reception in the first quarter and a 13-yard reception to setup a Penn State touchdown in the third quarter.
- In 2022, Johnson hauled in 20 receptions for 328 yards and four scores.
- He had a career-high 75 yards on five receptions against Minnesota. The 75 yards included an 18-yard touchdown reception and a 25-yard grab.
- Johnson earned his first career multi-touchdown reception game against Michigan State, hauling in 11 and 48-yard touchdowns.
- Warren has 25 career receptions for 265 yards and six touchdowns, while adding two rushing scores.
- The junior had a career-high six receptions against Delaware, doubling his previous career high.
- Warren hauled in a 2-yard touchdown in the second quarter.
- The Virginia native caught three passes for 35 yards and a touchdown at Illinois.
- In the third quarter, Warren recorded an 11-yard touchdown catch on a throw from RB **Trey Potts**.
- Last season, Warren made 10 grabs for 123 yards and three touchdowns.
- He made a 38-yard touchdown grab against the Gophers, the longest catch of his career.
- Warren had a 10-yard touchdown catch at Rutgers and a 14-yard touchdown against Michigan State.
- Dinkins caught a 28-yard touchdown pass in the fourth quarter vs. Ohio, his first career reception and touchdown reception.
- He made four receptions for 53 yards in 2022.



Theo Johnson

WINNINGEST PROGRAMS

In its 137th season of varsity football, Penn State has posted 923 victories to rank No. 7 in the nation. The Lions' success is not solely due to longevity though, as Penn State also ranks in the top 10 in all-time winning percentage.

As of September 17, 2023

TOTAL VICTORIES

1. Michigan (144)	Big Ten	992
2. Ohio State (134)	Big Ten	956
3. Alabama (130)	SEC	955
4. Notre Dame (135)	Independent	941
5. Texas (131)	Big 12	939
6. Oklahoma (127)	Big 12	937
7. PENN STATE (137)	Big Ten	923
8. Nebraska (134)	Big Ten	913
9. Georgia (128)	SEC	871
10. USC (134)	Pac-12	870

WINNING PERCENTAGE (YEARS - MIN. 25 IN D1)

1. Ohio State (134)	Big Ten	.733
2. Alabama (130)	SEC	.732
3. Michigan (144)	Big Ten	.731
4. Notre Dame (135)	Independent	.730
5. Boise State (56)	Mountain West	.726
6. Oklahoma (127)	Big 12	.726
7. Texas (131)	Big 12	.702
8. USC (134)	Pac-12	.697
9. PENN STATE (137)	Big Ten	.689
10. Nebraska (134)	Big Ten	.680

ALL-TIME AP POLL RANKINGS (Weeks Ranked)

1. Ohio State	Big Ten	969
2. Michigan	Big Ten	906
3. Oklahoma	Big 12	884
4. Notre Dame	Independent	861
5. Alabama	SEC	860
6. USC	Pac-12	806
7. Texas	Big 12	761
8. Nebraska	Big Ten	730
9. PENN STATE	Big Ten	683
10. LSU	SEC	653

WINNING WAYS

- Penn State is 67-24 over the past seven seasons (2016-23), which is the 11th-best record in FBS and the third-best in the Big Ten (Ohio State, 81-11; Michigan 67-22).
- Dating back to 2015, Penn State has won 47 of its last 56 home games.
- Penn State's 163-68 record over the last 18 years (2005-23) ranks 14th in FBS and third in the Big Ten (Ohio State, 203-33; Wisconsin, 172-65).
- Head coach **James Franklin** guided his teams to a winning record each of his first eight seasons (2 at Vanderbilt, 6 at Penn State).
- Since 2016, Franklin's 73.6 percent (67-24) winning percentage ranks sixth among current FBS coaches.

WELCOME TO THE GAME

Collegiate Debut (23 players):

- vs. West Virginia (9/2):** CB Audavion Collins, CB Kolin Dinkins, WR Anthony Ivey, DE Jameal Lyons, S King Mack, S Tyrece Mills, QB Beau Pribula, LB Tony Rojas, CB Zion Tracy, CB Elliot Washington II.
- vs. Delaware (9/9):** DT Ty Blanding, TE Jerry Cross, OL Anthony Donkoh, WR Jason Estrella, LB Kaveion Keys, WR Jan Mahlert, S DaKaari Nelson, OL Chimdy Onoh, CB Lamont Payne Jr., TE Andrew Rappleyea, LB Ta'Mere Robinson, QB Jaxon Smolik, OL J'Vern Williams.

Penn State Debut (28 players):

- vs. West Virginia (9/2):** WR Dante Cephas, Collins, Dinkins, K Alex Felkins, Ivey, Lyons, Mack, McClain, Mills, RB Trey Potts, Pribula, Rojas, P Riley Thompson, Tracy, Washington II.
- vs. Delaware (9/9):** Blanding, Cross, Donkoh, Estrella, Keys, Mahlert, Nelson, Onoh, Payne, Rappleyea, Robinson, Smolik, Williams.

True Freshmen (15 players):

- vs. West Virginia (9/2):** Lyons, Mack, Rojas, Tracy, Washington II.
- vs. Delaware (9/9):** Blanding, Donkoh, Keys, Nelson, Onoh, Payne, Rappleyea, Robinson, Smolik, Williams.

First Collegiate Start (9 players):

- vs. West Virginia (9/2):** QB Drew Allar, DT Zane Durant, LB Kobe King, OL JB Nelson, S Jaylen Reed, WR Harrison Wallace III and S Kevin Winston Jr.
- vs. Delaware (9/9):** WR Liam Clifford, OL Olaivavega Ioane.

First Start at Penn State (11 players):

- vs. West Virginia (9/2):** Allar, Durant, King, Nelson, Reed, DE Chop Robinson, Wallace III, Winston.
- vs. Delaware (9/9):** Clifford, Ioane.
- at Illinois (9/16):** WR Malik McClain

WIDE RECEIVER NOTES

- Offensive recruiting coordinator/wide receivers coach **Marques Hagans** is in his first season on the Penn State staff.
- Hagans joined the Penn State staff after serving as the associate head coach/wide receivers coach at Virginia for the previous 11 years. He was promoted to Associate Head Coach for the Cavaliers prior to the 2022 season.
- During his time at Virginia, Hagans coached 10 of the top 15 career receptions leaders in program history.
- Hagans was a four-year letterman at Virginia from 2002-05 and currently sits No. 10 all-time in passing yards with 4,877. He also ranks seventh in total offense with 5,779 yards.
- He was selected, as a receiver, in the fifth round (144th overall) of the 2006 NFL Draft by the St. Louis Rams. He spent three seasons with the Rams before being picked up by the Kansas City Chiefs and Indianapolis Colts in 2008. Hagans spent the 2009 and 2010 campaigns with Washington.
- With redshirt senior **Dante Cephas** and junior **KeAndre Lambert-Smith**, Penn State was one of 28 FBS teams, and one of 18 Power Five teams, entering 2023 with at least two players with 1,000 career receiving yards on its roster.
- Cephas is a member of the Biletnikoff Award watch list.
- Lambert-Smith has started 29 career games and owns 86 receptions for 1,268 yards and nine touchdowns in his career.
- His 1,268 receiving yards are rank 23rd in program history.
- He is averaging 14.7 yards per catch in his career and has 17 career receptions of 20+ yards.
- Lambert-Smith's 14.7 yards per catch ranks 28th among FBS receivers with at least 85 career receptions.
- Against West Virginia, Lambert-Smith caught four passes for 123 yards and a career-best two touchdowns. He averaged 30.75 yards per reception.
- He hauled in a 72-yard touchdown reception on the opening drive. He added a 12-yard touchdown grab and a 30-yard reception.
- The Virginia native owns three career touchdown receptions of 70+ yards, with his 72-yard grab joining his 83-yard touchdown against Villanova in 2021 and his 88-yard touchdown reception against Utah in the 2023 Rose Bowl.
- In the WVU game, Lambert-Smith recorded his second career 100-yard receiving game.
- Lambert-Smith tied for a team high with six receptions and led the squad with 74 receiving yards against Delaware.
- He added three catches for 23 yards at Illinois.
- Lambert-Smith hauled in 24 receptions for 389 yards and four touchdowns in 2022.
- In the Rose Bowl Game against Utah, he caught three passes for 124 yards, including an 88-yard touchdown grab.
- Lambert-Smith averaged a Penn State bowl-record 41.3 yards on three receptions in the Rose Bowl.
- The 88-yard touchdown reception is the longest pass play in Rose Bowl history and the fourth-longest passing play in Penn State history.
- The junior is the only receiver in Penn State history with multiple 80-yard receptions.

- Cephas joined the Nittany Lions as a transfer this past offseason. Cephas spent the previous four years at Kent State.
- A two-time first-team All-MAC selection, Cephas has collected 149 receptions, 2,210 receiving yards and 12 touchdowns in his collegiate career.
- Cephas ranks 11th among active FBS receivers with 2,210 career receiving yards.
- He is one of 11 current FBS receivers with 145+ receptions, 2,210+ receiving yards and 12+ receiving touchdowns.
- Cephas has 10 career 100-yard receiving games and has a reception in 30-straight games.
- In his Penn State debut, against West Virginia, Cephas made a 22-yard grab.
- Cephas hauled in two catches for 36 yards, including a 26-yard grab, against Delaware.
- The Pittsburgh native had a 13-yard catch at Illinois.
- He posted 48 catches for 744 yards and three touchdowns in nine games last season, leading the MAC and ranking 30th nationally averaging 82.7 receiving yards per game.
- He posted six receptions and 105 yards at Washington in 2022.
- Cephas set a Kent State single-game record with 246 receiving yards, on 13 catches, at Ohio (10/1/22).
- In 2021, Cephas tallied 82 catches for 1,240 yards and 13 touchdowns.
- Junior **Malik McClain** arrives in Happy Valley after transferring from Florida State.
- Against WVU, McClain had a career-best 58 yards, including 25-yard touchdown reception in the fourth quarter, and tied a career high with four receptions.
- McClain has 38 receptions for 460 yards and six touchdowns in his career.
- Redshirt sophomore **Harrison Wallace III** earned his first career start in the West Virginia game.
- Wallace recorded a career-high seven receptions against the Mountaineers. He tallied a career-best 72 receiving yards.
- Wallace had three catches for 26 yards against Delaware.
- He has hauled in 29 catches for 371 yards and a touchdown in his career.
- Redshirt sophomore **Liam Clifford** made two grabs for 25 yards against WVU and made his first career start against Delaware.
- Clifford had a career-long 33-yard reception late in the second quarter at Illinois.
- Clifford caught eight passes for 89 yards in 2022, including a 20-yard reception against Central Michigan.
- Sophomore **Omari Evans**, junior **Malick Meiga** and redshirt freshman **Kaden Saunders** have each experienced significant playing time at Penn State.
- Evans had a 4-yard touchdown reception against Delaware.
- Saunders had two catches for 19 yards in the Illinois game.
- Meiga has seven receptions for 104 yards and a touchdown in his PSU career and is a team captain in 2023.
- Redshirt freshman **Cristian Driver** made his first career reception against Delaware.

COACHING STAFF POTW

The Penn State coaching staff chooses players of the week in all three phases. Here are their selections:

SEPT. 2 - WEST VIRGINIA

- Offensive: Drew Allar
- Defensive: Curtis Jacobs
- Special Teams: Malik McClain
- D-Squad Offensive: Golden Israel-Achumba/Jan Mahlert
- D-Squad Defensive: Jace Tutty/Jake Wilson
- D-Squad Special Teams: Jason Estrella

SEPT. 9 - DELAWARE

- Offensive: Drew Allar
- Defensive: Dominic DeLuca
- Special Teams: Alex Felkins
- D-Squad Offensive: Jack Lambert/Liam Powers
- D-Squad Defensive: Jace Tutty/Kaveion Keys
- D-Squad Special Teams: Jace Tutty

SEPT. 16 - ILLINOIS

- Offensive: TBA
- Defensive: TBA
- Special Teams: TBA
- D-Squad Offensive: TBA
- D-Squad Defensive: TBA
- D-Squad Special Teams: TBA



Harrison Wallace III

KEANDRE LAMBERT-SMITH



LAMBERT-SMITH STATS

CAREER RECEPTIONS

86

Lambert-Smith has 86 career receptions, including 13 in 2023.

CAREER RECEIVING YARDS

1,268

Lambert-Smith has 1,268 career receiving yards, ranking 23rd in program history.

CAREER RECEIVING TDS

9

Lambert-Smith has hauled in nine career receiving touchdowns.

YARDS PER RECEPTION

14.7

Lambert-Smith is averaging 14.7 yards per reception in his career.

20+ YARD RECEPTIONS

17

Lambert-Smith has made 17 receptions of 20 or more yards as a Nittany Lion, including three receptions of 70+ yards.

OFFENSIVE LINE NOTES

- Offensive line coach **Phil Trautwein** enters his fourth season at Penn State.
- He was named to the American Football Coaches Association (AFCA) Class of 2021 "35 Under 35" list, recognizing the top-35 football coaches under the age of 35. He was the only Big Ten coach and the only offensive line coach on the 2021 list.
- In his four seasons at Penn State, Trautwein has helped 12 offensive linemen to earn All-Big Ten honors, including five in 2022.
- He's coached 22 All-Conference selections over the last six seasons, which includes a stint at Boston College as the offensive line coach.
- Trautwein was a two-time All-SEC selection and two-time team captain as a left tackle at Florida, earning first-team honors in 2008 and second-team accolades in 2006.
- He was part of the Gators winning the BCS National Championship and SEC titles in the 2006 and 2008 seasons.
- Six Nittany Lion offensive linemen own at least five career starts.
- Junior **Olumuyiwa Fashanu** has appeared in 20 games and made 13 starts at left tackle.
- Fashanu is a member of the Lombardi Award, Outland Trophy and Walter Camp Player of the Year Award watch lists.
- He was also selected Preseason All-America first team by the Associated Press and Pro Football Focus.
- Fashanu was named a second-team All-American by the Walter Camp Football Foundation in 2022.
- He was tabbed second-team All-Big Ten by the coaches and third-team All-Big Ten by the media.
- According to Coaches By The Numbers, Fashanu did not allow a sack and allowed only 10 pressures in 281 pass blocking snaps in 2022.
- Redshirt senior **Hunter Nourzad** was an honorable mention All-Big Ten selection by the coaches and media in his first season in Happy Valley.
- Nourzad owns 31 collegiate starts and 34 career appearances.
- Redshirt senior tackle **Caedan Wallace** has 30 starts and owns 37 career appearances.
- Redshirt senior **Sal Wormley** has started 16 games in 20 appearances.
- Wormley (coaches, media) was an honorable mention All-Big Ten selection.
- Redshirt junior **JB Nelson** made his first career start against West Virginia.
- Redshirt freshman **Olaivavega Ioane** earned his first career start against Delaware.
- Sophomore **Drew Shelton** has appeared in nine games and made five starts.
- He did not allow a sack in 180 pass plays last season, according to Coaches By The Numbers.
- Through two games in 2023, the Nittany Lions' offensive line has allowed just six pressures and one sack.
- Fashanu (31 pass plays) and Wormley (27) did not allow a pressure through the first two games.
- Penn State tallied 478 total yards and threw for 332 yards against WVU.
- Between the final four drives of the West Virginia game and the first four drives of the Delaware game, Penn State scored on eight-straight possessions.
- Penn State tallied 541 total yards against the Blue Hens, the most since notching 572 against Ohio in 2022. The Nittany Lions posted 400+ total yards in nine-straight games before snapping their streak at Illinois.
- Against Delaware, The Nittany Lions rushed for 315 yards, the most since rushing for 396 vs. Memphis in the 2019 Cotton Bowl.
- At Illinois, Penn State notched. 383 total yards
- The Nittany Lions reached 200 rushing yards in five games last season (Ohio, 234; Auburn, 245; Northwestern, 220; Maryland, 249; Rutgers, 237).

NITTANY LIONS IN THE NFL

- A total of 39 Penn State football alumni are populating the rosters of 25 National Football League teams.
- The Nittany Lions annually are among the top 20 programs nationally in producing players in the NFL. In addition, three former Nittany Lions are members of NFL coaching staffs.
- Nine players from PSU's 2022 squad are on NFL teams.

NITTANY LIONS ON NFL ROSTERS

(Pro Experience in Parentheses)

Atlanta Falcons (1): Arnold Ebiketie (2)
Arizona Cardinals (1): Jesse Luketa (2)
Baltimore Ravens (2): Odafe Oweh (3), Jordan Stout (2)
Buffalo Bills (3): Ryan Bates (5), DaQuan Jones (10), Connor McGovern (5)
Carolina Panthers (2): Yetur Gross-Matos (4), Miles Sanders (5)
Chicago Bears (1): Jaquan Brisker (2)
Cincinnati Bengals (1): Nick Scott (5)
Dallas Cowboys (1): Micah Parsons (3)
Denver Broncos (1): *PJ Mustipher* (R)
Detroit Lions (1): Jason Cabinda (6)
Green Bay Packers (2): Sean Clifford (R), Rasheed Walker (2)
Houston Texans (1): Juice Scruggs [®] (R)
Indianapolis Colts (1): Will Fries (3)
Jacksonville Jaguars (2): Brenton Strange (R), Parker Washington (R)
Kansas City Chiefs (1): Donovan Smith (9)
Los Angeles Chargers (1): Austin Johnson (8)
Miami Dolphins (1): *Nick Bowers* (3)
New England Patriots (1): Mike Gesicki (6)
New York Giants (3): Saquon Barkley (6) [Ⓒ], Cam Brown (4) [Ⓒ], *Amani Oluwariye* (5)
New York Jets (1): Adrian Amos (9)
Pittsburgh Steelers (3): Pat Freiermuth (3), Joey Porter Jr. (R), Allen Robinson II (10)
San Francisco 49ers (2): Ji'Ayir Brown (R), Kevin Givens (4)
Seattle Seahawks (1): Chris Stoll (R)
Tampa Bay Buccaneers (1): Chris Godwin (7)
Washington Commanders (4): Troy Apke [®] (5), *Tariq Castro-Fields* (2), Jahan Dotson (2), Mitchell Tinsley (R)

Italics indicates practice squad | [Ⓒ] Team Captain | [®] Injured Reserve

^{*}As of September 17, 2023

THREE FORMER LIONS ON NFL COACHING STAFFS

Three former Nittany Lions are patrolling the sidelines as part of NFL coaching staffs in 2023.

Jeff Nixon (New York Giants, running backs)
 Bobby Engram (Washington, wide receivers)
 Christian Daboll (New York Giants, offensive assistant)



Olumuyiwa Fashanu

DEFENSIVE NOTES

- **Manny Diaz** is in his second season as Penn State's defensive coordinator and linebackers coach and was a Broyles Award semifinalist.
- Diaz, who has 25 years of collegiate coaching experience, including three as a head coach and 14 as a defensive coordinator, joined PSU after spending six seasons (2016-21) at Miami, including three seasons as head coach (2019-21), where he coached the Hurricanes to three bowl appearances.
- Penn State had 10 All-Big Ten selections on defense in 2022, led by first-team selection CB **Joey Porter Jr.**
- Porter and CB **Kalen King** were tabbed second-team All-America by the Walter Camp Football Foundation, while Porter added second-team All-America honors from the AFCA, AP & FWAA.
- In 2022, Penn State ranked 10th in the country in scoring defense (18.2).
- Penn State led the country with 85 pass breakups.
- The Nittany Lions placed three on the preseason Bronko Nagurski Trophy watch list with sophomore LB **Abdul Carter**, King and junior DE **Chop Robinson** all landing on the list.
- Penn State is tied for the most representatives on the Nagurski Trophy watch list.
- Senior DE **Adisa Isaac (11)**, Carter (10.5) and Robinson (10) return after recording double-digit tackles for loss in 2022.
- Penn State was one of two FBS teams who returned three players who recorded 10+ tackles for loss last season.
- Through three games in 2023, Penn State is 13th in scoring defense, allowing 11.7 points per game.
- Penn State ranks 16th in the country in total defense (267.3), 18th in third down conversion defense (30.0%) and 11th in the nation allowing just 62 first downs this season.
- The Nittany Lions hold 11th in the country allowing an 94.7 opponent passing efficiency.
- The blue and white are limiting opponents to 170.7 passing yards per game, good for 21st in the nation.
- The Nittany Lions are 11th in the nation with five interceptions and seven turnovers forced.
- Penn State holds 16th in the country in sacks per game (3.3).
- Through three games, 15 Nittany Lions have recorded at least one tackle for loss and eight have recorded at least one sack.
- Penn State is allowing a 53.4 percent completion percentage (47-of-88) and just 5.82 yards per pass attempt.
- Penn State has recorded at least six tackles for loss in each of the last 11 games, including six against West Virginia and seven against Delaware and Illinois.
- The 11-straight games with at least six tackles for loss is the longest streak in the nation.
- Over the last two seasons, Penn State has held opponents to under a 50 completion percentage in seven games, tied for the nation's third-most.
- Since 2022, Penn State has forced 33 turnovers (19 interceptions, 14 fumbles), tied fifth in the nation.
- Penn State's 14 fumbles recovered over the last two seasons are tied 10th in the nation and are the most in the Big Ten, while the 19 interceptions are tied 13th.
- Penn State has recorded three or more takeaways in seven games over the last two seasons, tied-most among FBS teams.
- Over the last two seasons, Penn State is 9-0 when forcing multiple takeaways in a game.
- Since 2022, Penn State is tied second in the nation in turnover margin, averaging a +1.19 margin (2.06 gained per game; 0.88 lost per game), best in the Big Ten.
- Against the Mountaineers, Penn State stopped West Virginia on three fourth-down conversion attempts.
- The Nittany Lions recorded six tackles for loss and three sacks against the Mountaineers.
- Penn State limited West Virginia to 162 passing yards.
- LB **Curtis Jacobs** led PSU with 10 tackles, his third career game with double-digit tackles, and added a solo sack.
- Carter and redshirt sophomore LB **Dominic DeLuca** each recorded a solo sack.

- Against West Virginia, sophomore DT **Zane Durant**, LB **Kobe King** and junior S **Jaylen Reed** all made their first career starts, while Robinson made his first start at Penn State.
- In the Delaware game, Penn State forced its first takeaway of the season in the third quarter on a fumble forced by S **Keaton Ellis** and recovered by S **Kevin Winston Jr.**
- DeLuca recorded a 26-yard pick-six in the third quarter. It was Penn State's first interception return for a touchdown since Curtis Jacobs' 47-yard return at Michigan in 2022.
- Penn State held Delaware to just 41 offensive plays, the fewest allowed by the Nittany Lions since holding Minnesota to 40 in a 20-0 win in 2009.
- Penn State held Delaware to just five first downs, tying the lowest mark since 2014 and the fewest since Idaho had five in 2019.
- The Nittany Lions held Delaware to just 140 total yards, the fewest allowed by Penn State since giving up 134 to Maryland in 2022.
- Penn State held Delaware to 58 yards passing, the fewest allowed by the Nittany Lions since giving up 38 vs. Rutgers in 2021.
- Penn State held Delaware to 82 yards rushing, the fewest since allowing 25 vs. Michigan State in 2022.
- Penn State held Delaware to just six completions, the lowest number in a game since giving up five completions at Rutgers in 2018. It is the third lowest pass completion mark by an opponent since 2014.
- At Illinois, Penn State forced five takeaways, including four interceptions and a fumble recovery.
- Penn State gained five takeaways in a game for the first time since 2017 against Georgia State and recorded four interceptions in a game for the first time since 2014 against Temple.
- The Nittany Lions forced turnovers on three-straight possessions (two fumbles, one interception) in the first quarter.
- Penn State forced takeaways on three-straight possession for the first time since 2016 at Indiana (three fumbles).
- Penn State limited Illinois to 62 rushing yards.
- Over the last nine seasons, PSU sits second nationally in sacks per game (3.05; trailing only Clemson) and third in fewest passing TDs allowed per game (1.00) and QB hurries (965), fourth in total pressures generated (1,463), fourth in tackles for loss percentage (10.73), fifth in fewest passing yards per attempt (6.21) and 10th in fewest rushing yards per attempt (3.56).
- Penn State's 317 sacks over the last nine years (2015-23) are fourth behind Clemson (379), Alabama (359) and Pitt (342).
- Over the last nine years, Penn State has accumulated a 8.53 percent sack percentage (317 sacks on 4,496 plays), which ranks sixth in the FBS.
- Since 2014, Penn State has held opponents to seven or less points 26 times, tied seventh-most among FBS teams. Nineteen of those 26 games have been against Big Ten opponents.
- In the **James Franklin** era, Penn State has recorded eight shutouts, tied fourth-most among FBS teams. PSU also has the fifth-most shutouts (13) in the FBS since 2007.
- Since 2014, PSU has held an opponent under 300 total yards 52 times, eighth-most among FBS teams.
- Since 2014, the Nittany Lions have allowed less than 200 passing yards in 66 games, eighth-most among FBS teams, and have held opponents under 100 passing yards in 18 games in that span, tied ninth-most among FBS teams.
- Since 2014, Penn State has held opponents under 100 rushing yards on 50 occasions, tied 11th-most among FBS teams, and have held opponents under 50 rushing yards in 18 games, tied 11th-most among FBS teams.
- Penn State has registered 10 or more tackles for loss 29 times since 2014, third-most among FBS teams.
- The Nittany Lions have forced multiple takeaways in a game on 51 occasions since 2014, including twice in 2023.

CHOP ROBINSON



ROBINSON STATS

CAREER TACKLES

50

Robinson has 50 career tackles, including 31 at Penn State.

CAREER SOLO TACKLES

35

Thirty-five of Robinson's 50 career tackles are solo stops.

CAREER TFL

14.5

Robinson has tallied 14.5 career tackles for loss, including 12 as a Nittany Lion.

CAREER SACKS

7.5

Robinson has collected 7.5 career sacks, including 5.5 at Penn State.

FORCED FUMBLES

1

Robinson has one forced fumble as a Nittany Lion.

18 2023 PENN STATE FOOTBALL

DEFENSIVE LINE NOTES

- **Deion Barnes** is in his first season heading the Nittany Lion defensive line corps. Barnes spent the previous three years on the Penn State staff as a graduate assistant working with the defensive line.
- Barnes was a three-year letterwinner at defensive end for Penn State from 2012-14 and was named Big Ten Freshman of the Year in 2012.
- He helped coach 11 All-Big Ten defensive linemen, including three first-team selections and a second-team All-American in his first three seasons working with the Penn State defensive line.
- The defensive line helped Penn State to post a Big Ten-best 104 tackles for loss and 42 sacks in 2022. PSU tied fourth nationally in tackles for loss and sixth in sacks.
- Through three games in 2023, Penn State is 13th in scoring defense, allowing 11.7 points per game.
- Penn State ranks 16th in the country in total defense (267.3), 18th in third down conversion defense (30.0%) and 11th in the nation allowing just 62 first downs this season.
- Penn State holds 16th in the country in sacks per game (3.3).
- Through three games, 15 Nittany Lions have recorded at least one tackle for loss and eight have recorded at least one sack.
- Penn State started the 2023 campaign with six tackles for loss and three sacks against West Virginia.
- The Nittany Lions tallied seven tackles for loss and four sacks in the Delaware game.
- Penn State has recorded six or more tackles for loss in each of its last 11 games.
- Redshirt senior DE **Adisa Isaac** has played in 36 games as a Nittany Lion, making 16 starts.
- He owns 61 tackles, 17.5 tackles for loss, 7.5 sacks and a forced fumble in his career.
- Isaac collected four tackles, including a tackle for loss and a half-sack at Illinois.
- In the season opener against West Virginia, Isaac posted two tackles, including a tackle for loss, and a QB hurry.
- In 2022, Isaac garnered All-Big Ten third team honors from the coaches and shared the team's Reid Robinson Outstanding Offensive Lineman Award with DE **Chop Robinson**.
- Robinson has collected 50 tackles, 14.5 tackles for loss, 7.5 sacks, one forced fumble, one fumble recovery and three pass breakups in his collegiate career.
- He is a member of the Bednarik Award, Bronko Nagurski Trophy and Lombardi Award watch lists.
- He is also a preseason second team All-American by Sporting News and Pro Football Focus in 2023.
- Robinson made his first start as a Nittany Lion against West Virginia and tallied two tackles, including a solo tackle for loss.
- He notched two stops, including a tackle for loss, and a pass breakup at Illinois.
- According to Pro Football Focus, Robinson led Power Five edge rushers with a 90.6 pass rush grade last season.
- Sophomore DE **Dani Dennis-Sutton** has tallied 20 tackles, 4.5 tackles for loss, three sacks and an interception as a Nittany Lion.
- He assisted on a tackle for loss in the Delaware game.
- Redshirt senior DT **Hakeem Beamon** owns 15 career starts and 27 career appearances.
- Beamon has totaled 28 tackles, 7.5 tackles for loss and four sacks at Penn State.
- Redshirt senior DT **Dvon Ellies** has seen valuable time at defensive tackle, making three career starts in 33 appearances.
- Ellies is on watch lists for the Allstate AFCA Good Works Team and the Wuerffel Trophy.
- Sophomore DT **Zane Durant** made his first career start against WVU, posting two tackles.
- Against Delaware, Durant tied for the team high with four tackles, while setting a career high.
- He posted a career-best 1.5 tackles for loss, including a solo sack.
- Redshirt junior DE **Zuriah Fisher** recorded his first career sack in the fourth quarter against Delaware.
- Fisher collected two tackles, including a half-sack, at Illinois.
- Freshman DE **Jameial Lyons** notched a solo sack in the third quarter against Delaware.
- Junior DT **Coziah Izzard**, junior DE **Amin Vanover** and sophomore DT **Jordan van den Berg** all gained playing time in 2022.
- van den Berg made two solo stops against the Mountaineers.
- Izzard recorded a career-high two sacks against Illinois.
- Redshirt junior DE **Jake Wilson** contributed one tackle against Delaware.



Adisa Isaac

COACHING STAFF NOTES

COACHING STAFF CHANGES

- The Nittany Lion coaching staff has two new faces for the 2023 season with the addition of wide receivers coach/offensive recruiting coordinator **Marques Hagans** and defensive line coach **Deion Barnes**.
- Hagans joined Penn State staff after serving as the Associate Head Coach/Wide Receivers Coach at Virginia for the previous 11 years.
- During his time at Virginia, Hagans coached 10 of the top 15 career receptions leaders in program history.
- Hagans was a four-year letterman at Virginia from 2002-05 and currently sits No. 10 all-time in passing yards with 4,877. He also ranks seventh in total offense with 5,779 yards.
- He was selected, as a receiver, in the fifth round (144th overall) of the 2006 NFL Draft by the St. Louis Rams.
- Barnes spent the previous three years on the Penn State staff as a graduate assistant working with the defensive line.
- Following a professional playing career in the NFL and the AAF, Barnes joined the Penn State coaching staff in 2020.
- During his three seasons working with the defensive line, Barnes helped coach 11 All-Big Ten defensive linemen, including three first-team selections and a second-team All-American.
- Barnes tutored defensive tackle PJ Mustipher, who was a two-time captain for the Nittany Lions and a three-time All-Big Ten honoree.
- During the 2022 season, Penn State led the Big Ten with 104 tackles for loss (T-4th nationally) and 42 sacks (T-6th).

ASSISTANT COACHES



Manny Diaz
Defensive Coord./
Linebackers
Field



Mike Yurcich
Offensive Coord./
Quarterbacks
Booth
Mike YUR-sitch



Stacy Collins
Special Teams
Coord./Outside LB/
Nickels
Field



Deion Barnes
Defensive Line
Field



Marques Hagans
Wide Receivers
Field
Marcus HAY-gins



Ty Howle
Co-Offensive Coord./
Tight Ends
Booth
Ty Howl




Anthony Poindexter
Co-Defensive
Coordinator/Safeties
Booth



Ja'Juan Seider
Co-Offensive Coord./
Running Backs
Field
JAY-juan cider



Terry M. Smith
Assoc. Head Coach/
Cornerbacks
Field



Phil Trautwein
Offensive Line
Field
Phil trout-wine

CORNERBACKS NOTES

- **Terry M. Smith** is in his 10th season as Penn State's cornerbacks coach. He is also the program's associate head coach and defensive recruiting coordinator.
- Smith has tutored a secondary which has seen 11 defensive backs taken in the NFL Draft since 2016, including two in 2023, tied for the fourth-most nationally.
- Joey Porter Jr. was selected 32nd overall by the Pittsburgh Steelers in the 2023 NFL Draft.
- Smith was a four-year letterwinner (1988-91) and three-year starter at wide receiver at Penn State. He ranks tied for 10th in career receiving touchdowns (15), 13th in career receiving yardage (1,825) and 14th in career receptions (108).
- Penn State led the country with 85 pass breakups in 2022.
- The Nittany Lions held Delaware to 58 passing yards and just six completions, the lowest number in a game since giving up five completions at Rutgers in 2018.
- Through three games, Penn State is allowing a 54.3 percent completion percentage (47-of-88) and just 5.82 yards per pass attempt.
- The Nittany Lions hold 11th in the country allowing an 94.7 opponent passing efficiency.
- The blue and white are limiting opponents to 170.7 passing yards per game, good for 21st in the nation.
- The Nittany Lions are 11th in the nation with five interceptions and seven turnovers forced.
- Penn State has recorded three or more takeaways in seven games over the last two seasons, tied-most among FBS teams.
- Over the last two seasons, Penn State has held opponents to under a 50 completion percentage in seven games, tied for the nation's third-most.
- Junior **Kalen King** begins the 2023 season on watch lists for the Bednarik Award, Bronko Nagurski Trophy, Butkus Award, Lott IMPACT Trophy and Jim Thorpe Award.
- In his career, King has 61 tackles, four tackles for loss, three interceptions, 24 pass breakups, two forced fumbles and a fumble recovery.
- He was named Preseason All-America first team by the Associated Press and Pro Football Focus.
- King recorded four tackles in the season opener vs. West Virginia.
- He added four tackles and a pass breakup at Illinois.
- Through the first two games, according to Coaches By The Numbers, King allowed a 33.3 completion percentage (1-of-3) when targeted.
- In 2022, King held opponents to a 40% completion percentage (23-of-57) and a 26.2 passer rating when targeted.
- King's 18 pass breakups in 2022 led the Big Ten and ranked third in the country.
- Senior **Johnny Dixon** has recorded 75 tackles, six tackles for loss, three sacks, four interceptions, 19 pass breakups, one forced fumble and one fumble recovery in his collegiate career.
- Dixon began the 2023 season with three solo tackles and two pass breakups against West Virginia.
- At Illinois, Dixon picked off a pass in the third quarter and returned it 21 yards, his longest career return.
- Through the first two games, according to Coaches By The Numbers, Dixon is also allowing a 33.3 completion percentage (1-of-3) when targeted.
- In 2022, Dixon allowed a 31.4 completion percentage (11-of-35) and an 18.4 passer rating when targeted.
- The 31.4 completion percentage was the second-best in the country among anyone targeted at least 35 times and was the best of returning FBS players.
- Redshirt senior **Daequan Hardy** has accounted for 39 tackles, 4.5 tackles for loss, 2.5 sacks, four interceptions, 13 pass breakups, and a forced fumble in his Penn State career.
- At Illinois, Hardy notched an interception in the first quarter, his fourth career interception.
- According to Coaches By The Numbers, Hardy allowed a 39 completion percentage (9-of-23) when targeted last season.
- Sophomore **Cam Miller** has played in 14 games at Penn State, while totaling 13 tackles, one tackle for loss and an interception.
- Miller recorded four tackles, all solo, including his first career tackle for loss against West Virginia.
- The Florida native picked off a pass in the third quarter at Illinois for his first career interception.
- **Zion Tracy** and **Elliot Washington II** were among five Penn State true freshmen who played in the West Virginia game.
- Tracy recorded a tackle on kickoff coverage against Delaware.
- Washington had two tackles against the Blue Hens and at Illinois.
- Redshirt freshman **Audavion Collins** notched his first two career tackles in the Delaware game, including his first career tackle for loss.



Johnny Dixon



Cam Miller

KALEN KING



KING STATS

CAREER TACKLES

61

King has recorded 61 tackles as a Nittany Lion, including eight in 2023.

CAREER SOLO TACKLES

42

Forty-two of King's 61 tackles are solo stops, including four this season.

CAREER PASS BREAKUPS

24

King owns 24 career pass breakups and recorded 18 in 2022.

CAREER INTERCEPTIONS

3

King has three career interceptions.

CAREER FORCED FUMBLES

2

King has registered two forced fumbles in his PSU career.

LINEBACKERS NOTES

- In addition to leading the defense, Manny Diaz also coaches the linebacker unit.
- Penn State's linebacker corps returns a four-year veteran in **Curtis Jacobs**, an honorable mention All-Big Ten selection in 2022, who has played in 35 career games and made 26 starts.
- Jacobs owns 134 career tackles, 16 tackles for loss, eight sacks, a forced fumble, two fumble recoveries and two interceptions.
- Against West Virginia, Jacobs finished with a team-high 10 tackles, including seven solo, and a solo sack.
- It marked Jacobs' third career game with double-digit tackles.
- He is on the Butkus Award watch list and posted 52 tackles, 7.5 tackles for loss and four sacks a year ago.
- The Maryland native recorded a 47-yard pick-six in the second quarter at Michigan last season.
- Jacobs registered a career-high 14 tackles (7 solo) and two tackles for loss vs. Minnesota.
- Sophomore **Abdul Carter** owns 63 tackles (41 solo), 11.5 tackles for loss, 7.5 sacks, two forced fumbles, an interception and four pass breakups in his first two seasons in Happy Valley.
- Carter started his 2023 campaign with a solo sack in the fourth quarter against West Virginia.
- He tied for the team high with four tackles against Delaware.
- Carter recorded his first career interception in the first quarter at Illinois, adding two tackles.
- Carter paced all Big Ten freshmen in 2022 in tackles for loss (10.5) and sacks (6.5). Among FBS freshmen, he was tied third in sacks and ranks third in tackles for loss.
- Since 2000, Carter and Dan Connor (15 TFL, 6.5 sacks; 2007) are the only Penn State linebackers to put up 10+ tackles for loss and 6+ sacks in a season.
- Carter is on watch lists for the Bednarik Award, Bronko Nagurski Trophy, Butkus Award, Lombardi Award and Lott IMPACT Trophy.
- The sophomore was named Pro Football Focus Preseason All-America honorable mention.
- Redshirt sophomore **Kobe King** made his first career start in the WVU game and collected five tackles.
- He secured four tackles, a tackle for loss and his second career fumble recovery at Illinois.
- Redshirt sophomore **Dominic DeLuca** registered a solo sack in the second quarter against West Virginia.
- DeLuca picked off a pass and returned it 26 yards for a touchdown against Delaware.
- It was his first career interception and PSU's first pick-six since Jacobs' interception return against Michigan.
- DeLuca tied for the team-lead with a career-high six tackles at Illinois.
- On a tackle for loss in the first quarter, DeLuca notched his first career forced fumble.
- Redshirt freshman **Keon Wylie** had a career-high four tackles (two solo) at Illinois.
- Tony Rojas** was one of five Penn State true freshmen that played against West Virginia.
- Rojas posted two tackles against West Virginia.
- He followed with two tackles, including his first career tackle for loss, against Delaware.
- Penn State has 71 linebackers drafted all-time, the most for any school.



Curtis Jacobs

SAFETIES NOTES

- Co-Defensive coordinator/safeties coach **Anthony Poindexter** is in his third season on the Nittany Lion coaching staff.
- Poindexter has 19 years of collegiate coaching experience, including seven as a defensive or co-defensive coordinator.
- As a player, Poindexter, a two-time consensus All-American at Virginia and was chosen as the 1998 ACC Defensive Player of the Year.
- Poindexter was inducted into the College Football Hall of Fame in 2020.
- Penn State led the country with 85 pass breakups in 2022, including seven by senior **Keaton Ellis**.
- The Nittany Lions held Delaware to 58 passing yards and just six completions, the lowest number in a game since giving up five completions at Rutgers in 2018.
- Through three games, Penn State is allowing a 54.3 percent completion percentage (47-of-88) and just 5.82 yards per pass attempt.
- The Nittany Lions hold 11th in the country allowing an 94.7 opponent passing efficiency.
- The blue and white are limiting opponents to 170.7 passing yards per game, good for 21st in the nation.
- Ellis, a team captain, brings a wealth of experience to the Penn State secondary, having appeared in 46 career games, making 22 starts.
- In his career, Ellis owns 78 tackles (51 solo), three tackles for loss, four forced fumbles, one fumble recovery, an interception and 12 pass breakups.
- Ellis made three stops, all solo, against West Virginia.
- The senior forced a fumble in the third quarter against Delaware. It was his fourth career forced fumble and led to a Penn State touchdown.
- Redshirt sophomore **Zakee Wheatley** has played in 20 career games, collecting 39 tackles (28 solo), two interceptions, one forced fumble and one pass breakup.
- Wheatley tallied four tackles, all solo, against WVU.
- He tied for a team high with six tackles at Illinois.
- Junior **Jaylen Reed** has played in 24 contests and started three games.
- He has tallied 47 tackles (35 solo), three tackles for loss, one sack and three pass breakups at Penn State.
- Reed made his first career start against WVU and finished the game with four tackles (three solo).
- The Michigan native recorded his first career sack against Delaware. It was his third career tackle for loss.
- He registered four tackles at Illinois.
- Sophomore **Kevin Winston Jr.** has seen playing time in 14 games in his first two years in Happy Valley.
- Winston has 23 tackles, one tackle for loss, one fumble recovery and one pass breakup as a Nittany Lion.
- Winston earned his first career start in the West Virginia game, notching a career-high-tying three tackles.
- He recovered a fumble in the third quarter against Delaware for his first career fumble recovery.
- He had three tackles and a pass breakup at Illinois.
- Freshman **King Mack** is one of five Penn State true freshman who played in the West Virginia game.



Keaton Ellis

ABDUL CARTER



CARTER STATS

CAREER TACKLES

63

Carter has made 63 tackles in his PSU career.

CAREER SOLO TACKLES

41

Forty-one of Carter's 63 tackles have been solo stops.

CAREER TACKLES FOR LOSS

11.5

Carter has recorded 11.5 career tackles for loss, including one tackle for loss in 2023.

CAREER SACKS

7.5

The sophomore has posted 7.5 career sacks, including one sack this season.

CAREER FORCED FUMBLES

2

Carter has notched two career forced fumbles.

LETTERMEN MAKING THEIR RETURN

- Ten members of the Penn State coaching and support staffs played at Penn State.
- Associate head coach/cornerbacks coach **Terry M. Smith** was a three-year starter at wide receiver from 1989-91.
- Co-offensive coordinator and tight ends coach **Ty Howle** was a four-year letterwinner on the Penn State offensive line from 2009-13. He played in 47 career games, making 13 starts.
- Defensive line coach **Deion Barnes** made 31 starts as a Nittany Lion from 2012-14. In 2014, Barnes tallied 12.5 tackles for loss and six sacks. He led PSU with 10 tackles for loss and six sacks in 2012 to earn consensus freshman All-American honors.
- Defensive graduate assistant **Torrence Brown** was a three-year letterman on the defensive line for the Nittany Lions (2015-17). He appeared in 30 career games, making seven starts.
- Defensive analyst **Dan Connor** was a two-time first-team All-America linebacker for Penn State in 2006 and 2007, the 14th Nittany Lion to be named a two-time first-team All-American. He finished his career as Penn State's all-time leader with 419 tackles.
- Offensive analyst **Calvin Lowry** was a first-team All-Big Ten safety for the Nittany Lions. He totaled nine career interceptions and was PSU's leading punt returner for three seasons.
- Assistant director of performance enhancement **Tyrone Smith** was a defensive tackle for Penn State and lettered during the 2014 season.
- Recruiting coordinator **Alan Zemaitis** letterman and three-time All-Big Ten selection for the blue and white from 2002-05. Zemaitis sits tied fifth all-time at Penn State with 12 career interceptions. He also holds fifth all-time at Penn State with 46 passes defended. Zemaitis helped the Nittany Lions to a Big Ten Championship in 2005.
- Director of Football Academic Services **Todd Kulka** lettered as a linebacker and graduated in 1995. He helped Penn State to a 9-3 record and an Outback Bowl victory in 1995.
- Director of the Football Letterman's Club **Wally Richardson** was a four-year letterman as a quarterback in 1992 and 1994-96. Richardson ranks 12th all-time at Penn State with 4,419 career passing yards. He also sits eighth all-time with 378 completions and 12th all-time with 27 touchdown passes.

SPECIAL TEAMS NOTES

- **Stacy Collins** is in his second season as Penn State's special teams coordinator/outside linebacker/nickels coach. Collins has 25 years of collegiate coaching experience.
- Last season, Collins helped Chris Stoll to win the Patrick Mannely Award, honoring the nation's top long snapper.
- According to Coaches By The Numbers, since 2019, Penn State's kick return defense ranks first in average opponent field position (23.7; 1st in B1G), third in touchback percentage (74.6; 1st), fifth in the nation in percentage of kickoffs returned (18.0; 1st) and 10th in percentage of kickoffs returned inside the 25 (71.0; 3rd).
- Since 2019, Penn State's punt return defense is first in the country in punts inside the 10 (19.8 percent; 1st in B1G), ranked third in punts inside the 20 (44.1; 2nd) and seventh in net punting (41.3; 2nd).
- Since 2017, Penn State ranks fifth in the Big Ten averaging 8.7 yards per punt return (55th nationally).
- Since 2017, Penn State has scored seven special teams touchdowns (four kick return, three punt return), ranking fourth in the Big Ten.
- Penn State is one of 10 FBS schools that has not allowed a special teams touchdown since the start of the 2019 season (51-straight games).
- Senior K **Alex Felkins** transferred to Penn State from Columbia, where he earned his degree in psychology.
- Felkins owns five career games with three field goal makes.
- He has hit three career field goals of 50+ yards, 12 of 40+ yards and is 89-of-93 on extra points.
- In the Illinois game, Felkins hit the 200-career point mark. He has 209 career points.
- Against West Virginia, Felkins hit a 25-yard field goal and converted all three extra-point attempts.
- Felkins converted all eight extra-point attempts vs. Delaware and hit four kickoffs, all for touchbacks.
- At Illinois, Felkins tallied 12 points with three field goals (20, 45 and 28 yards) and three extra-points.
- Senior P **Riley Thompson** transferred from Florida Atlantic.
- Thompson is a member of the Ray Guy Award watch list.
- Thompson booted two punts against West Virginia, including a long of 46 yards.
- The senior landed a 47-yard punt at the Delaware 7.
- He averaged 43.8 yards on six punts at Illinois, landing two punts inside the 20.
- Thompson has placed 29 career punts inside the 20 and seven punts inside the 10.
- Thompson has blasted 15 punts of 50+ yards in his career.
- In the Illinois game, Thompson went over 3,000 career punt yards.
- In 2022, Thompson totaled 61 punts for 2,770 yards (45.4 average) with a long of 71.
- Redshirt freshman P **Alex Bacchetta** made his collegiate debut against Maryland in 2022 and landed both of his punts inside the 20 and one inside the 10.
- All-Big Ten second team KR **Nicholas Singleton** scored on a 100-yard kickoff return at Rutgers in 2022, tied for the second-longest kick return touchdown in program history.
- Singleton averaged 24.9 yards per kick return last season and tallied seven returns of 20 or more yards.
- For his career, Singleton is averaging 23.6 yards per kick return, sitting 10th all-time at Penn State.
- Singleton had a 26-yard kick return against Delaware.
- He had returns of 31 and 23 yards at Illinois.
- Redshirt sophomore SN **Tyler Duzansky** has appeared in 10 career games and has served as the primary long snapper in the first three games of 2023.
- LB **Dominic DeLuca** has been voted as a captain and was awarded No. 0 as the team's special teams leader.
- DeLuca blocked a punt against Minnesota in 2022, PSU's first since Journey Brown against Buffalo in 2019.

RILEY THOMPSON



THOMPSON STATS

PUNT AVERAGE

45.7

Thompson has a 45.2 career punt average, totaling 3,199 yards on 70 punts

INSIDE THE 20

29

Thompson has dropped 29 career punts inside the 20

INSIDE THE 10

7

Thompson has landed 7 career punts inside the 10

50+ YARD PUNTS

15

Thompson has blasted 15 punts of 50+ yards in his career

22 2023 PENN STATE FOOTBALL

NUMERICAL ROSTER (0-40)

NO.	NAME	POS.	EL.	HT.	WT.	HIGH SCHOOL/COACH	HOMETOWN
0	DeLuca, Dominic *	LB	R-So.	6-1	218	Wyoming Area/Randy Spencer	West Pittston, Pa.
1	Lambert-Smith, KeAndre ***	WR	Jr.	6-1	185	Maury/Dyrri McCain	Norfolk, Va.
1	Reed, Jaylen **	S	Jr.	6-0	205	Martin Luther King Jr./Tyronne Spencer	Detroit, Mich.
2	Clifford, Liam *	WR	R-So.	6-1	201	St. Xavier/Steve Specht	Maineville, Ohio
2	Ellis, Keaton ****	S	Sr.	5-11	190	State College Area/Matt Lintal	State College, Pa.
3	Cephas, Dante	WR	R-Sr.	6-0	193	Penn Hills/Jon LeDonne/Kent State	Pittsburgh, Pa.
3	Dixon, Johnny **	CB	Sr.	6-0	196	Chamberlain/Jason Lane/South Carolina	Tampa, Fla.
4	King, Kalen **	CB	Jr.	5-11	190	Cass Tech/Thomas Wilcher	Detroit, Mich.
4	Meiga, Malick *	WR	Jr.	6-4	203	Cecep du Vieux/Renaldo Sagesse	Saint Jerome, Que.
5	Evans, Omari *	WR	So.	6-0	189	Shoemaker/Toby Foreman	Killeen, Texas
5	Miller, Cam *	CB	So.	6-0	183	Trinity Christian Academy/Verlon Dorminey	Fernandina Beach, Fla.
6	Wallace III, Harrison *	WR	R-So.	6-1	194	Pike Road/Patrick Browning	Montgomery, Ala.
6	Wheatley, Zakee *	S	R-So.	6-2	198	Archbishop Spalding/Kyle Schmitt	Crofton, Md.
7	Saunders, Kaden	WR	R-Fr.	5-10	175	Westerville South/Matthew Christ	Columbus, Ohio
8	Johnson, Tyler	WR	R-Fr.	6-0	183	Magna Vista/Joe Favero	Martinsville, Va.
8	Nelson, DaKaari	S	Fr.	6-3	220	Selma/Willie Gandy	Livingston, Ala.
9	Mack, King	S	Fr.	5-10	188	St. Thomas Aquinas/Roger Harriott	Miami, Fla.
9	Pribula, Beau	QB	R-Fr.	6-2	203	Central York/Gerry Yonchiuk	York, Pa.
10	Flowers, Mehki	S	R-Fr.	6-0	190	Central Dauphin East/Lance Dean	Harrisburg, Pa.
10	Singleton, Nicholas *	RB	So.	6-0	222	Governor Mifflin/Jeff Lang	Shillington, Pa.
11	Carter, Abdul *	LB	So.	6-3	249	La Salle College High School/John Steinmetz	Philadelphia, Pa.
11	McClain, Malik	WR	Jr.	6-4	206	IMG Academy (Fla.)/Bobby Acosta/Florida State	Daphne, Ala.
12	Ivey, Anthony	WR	R-Fr.	5-11	180	Manheim Township/Mark Evans	Lancaster, Pa.
12	Tracy, Zion	CB	Fr.	5-11	180	St. Thomas More (Conn.)/Ernest Anderson	Hempstead, N.Y.
13	Allen, Kaytron *	RB	So.	5-11	222	IMG Academy (Fla.)/Pepper Johnson	Norfolk, Va.
13	Rojas, Tony	LB	Fr.	6-2	225	Fairfax/Trey Taylor	Fairfax, Va.
14	Mills, Tyrece	S	R-Jr.	6-1	198	Northeast/Troy Gore/Lackawanna College	Philadelphia, Pa.
14	Smolik, Jaxon	QB	Fr.	6-1	197	Dowling Catholic/Tom Wilson	Van Meter, Iowa
15	Allar, Drew *	QB	So.	6-5	242	Medina/Larry Laird	Medina, Ohio
15	Vanover, Amin *	DE	Jr.	6-4	268	St. Joseph's/Augie Hoffman	Newark, N.J.
16	Dinkins, Khalil	TE	R-So.	6-4	245	North Allegheny/Art Walker	Wexford, Pa.
16	Washington II, Elliot	CB	Fr.	5-11	192	Venice/John Peacock	Venice, Fla.
17	Kiesewetter, Karson	QB	Fr.	5-10	187	Bishop Guilfoyle/Justin Wheeler	Altoona, Pa.
17	Stahl, Mason	WR	R-Jr.	6-0	202	Baldwin/Loran Cooley	Pittsburgh, Pa.
18	Schlaffer, Joey	TE	Fr.	6-5	226	Exeter Township/Matt Bauer	Reading, Pa.
18	Townley Jr., Davon	DT	R-So.	6-6	277	North Community/Charles Adams	Minneapolis, Minn.
19	Lambert, Jack	QB	Fr.	6-3	201	Topsail/Jack Teachey	Hampstead, N.C.
19	Lyons, Jameial	DE	Fr.	6-5	246	Roman Catholic/Rick Prete	Philadelphia, Pa.
20	Isaac, Adisa ***	DE	R-Sr.	6-4	249	Canarsie/Brian Ellis	Brooklyn, N.Y.
21	Taylor, Carmelo	WR	Fr.	5-11	169	Patrick Henry/Alan Fiddler	Roanoke, Va.
21	Winston Jr., Kevin *	S	So.	6-2	203	DeMatha Catholic/Bill McGregor	Columbia, Md.
23	Jacobs, Curtis ***	LB	Jr.	6-1	235	McDonogh School/Hakeem Sule	Glen Burnie, Md.
23	Potts, Trey	RB	R-Sr.	5-9	215	Williamsport/Chuck Crews/Minnesota	Williamsport, Pa.
24	Montgomery, London	RB	Fr.	5-10	185	Scranton Prep/Terry Gallagher	Scranton, Pa.
24	Robinson, Ta'Mere	LB	Fr.	6-3	222	Brashear/Andrew Moore	Pittsburgh, Pa.
25	Hardy, Daequan ***	CB	R-Sr.	5-9	178	Penn Hills/Jon LeDonne	Pittsburgh, Pa.
25	Kency, DK	RB	Fr.	5-7	175	Archbishop Shaw/Hank Tierney	Marrero, La.
26	Wallace, Cam	RB	Fr.	5-9	191	Montgomery County/Don Vandygriff	Mount Vernon, Ga.
27	Payne Jr., Lamont	CB	Fr.	6-0	188	Chartiers Valley/Aaron Fitzpatrick	Carnegie, Pa.
28	Durant, Zane *	DT	So.	6-1	285	Lake Nona/Anthony Paradiso	Lake Nona, Fla.
29	Collins, Audavion	CB	R-Fr.	5-11	172	Newton/Camiel Grant/Mississippi State	Covington, Ga.
30	Davis, Amiel	RB	R-So.	6-0	208	Eastern Regional/John Doherty	Voorhees, N.J.
30	Hlavac, George	CB	R-Jr.	5-11	175	Allentown Central Catholic/Tim McGorry	Orefield, Pa.
31	Dinkins, Kolin	CB	R-Fr.	6-2	194	North Allegheny/Art Walker	Wexford, Pa.
32	Wylie, Keon	LB	R-Fr.	6-2	218	Imhotep Charter/Devon Johnson	Philadelphia, Pa.
33	Dennis-Sutton, Dani *	DE	So.	6-5	261	McDonogh School (Md.)/Hakeem Sule	Millsboro, Del.
34	Holzworth, Tyler	RB	R-So.	6-0	218	Delaware Valley Regional/Keith Olsommer/Delaware Valley	Milford, N.J.
35	Sokach-Minnick, Blaise	SN	R-Fr.	6-3	214	Wyoming Area/Randy Spencer	West Pittston, Pa.
35	Tutty, Jace	CB	R-So.	5-11	216	Stroudsburg/Jim Miller	Stroudsburg, Pa.
36	Fisher, Zuriah *	DE	R-Jr.	6-3	254	Aliquippa/ Mike Warfield	Aliquippa, Pa.
36	Oluleye, Feyisayo	WR	So.	6-1	204	Bishop McDevitt/Jeff Weachter	Lancaster, Pa.
38	Smith, Tank	RB	R-Sr.	5-7	229	Penn Hills/Jon LeDonne/Saint Francis (Pa.)	Pittsburgh, Pa.
38	Yates, Winston	LB	Fr.	6-2	205	Paul VI/Steve Scuderi	Moorestown, N.J.
39	Blanding, Ty	DT	Fr.	6-1	274	Christ the King/Jason Brown	Bronx, N.Y.
39	Green, Jashaun	S	R-Fr.	6-1	173	State College Area/Matt Lintal	State College, Pa.

NUMERICAL ROSTER (40-99)

NO.	NAME	POS.	EL.	HT.	WT.	HIGH SCHOOL/COACH	HOMETOWN
40	Williams, Patrick	S	R-Fr.	6-0	198	Eagle Academy 2/Kyron Jones	Brooklyn, N.Y.
41	King, Kobe *	LB	R-So.	6-1	242	Cass Tech/Thomas Wilcher	Detroit, Mich.
42	Robinson, Mason	DE	Fr.	6-3	243	McDonogh School/Hakeem Sule	Randallstown, Md.
43	Elsdon, Tyler **	LB	Jr.	6-2	229	North Schuylkill/Wally Hall	Frackville, Pa.
44	Robinson, Chop *	DE	Jr.	6-3	254	Quince Orchard/John Kelley/Maryland	Gaithersburg, Md.
44	Warren, Tyler **	TE	Jr.	6-6	257	Atlee/Matt Gray	Mechanicsville, Va.
45	Pryts, Jackson	LB	R-Fr.	6-3	204	Hickory/William Dungee	Hermitage, Pa.
47	Palko, Joey	DE	Fr.	6-2	231	Pottsville Area/Tom McGeoy	Pottsville, Pa.
47	Patton, Will	SN	R-Fr.	6-4	224	Shenango/James Graham	New Castle, Pa.
48	Duzansky, Tyler	SN	R-So.	6-4	215	St. Francis Prep/Bob McMillen	Glen Ellyn, Ill.
48	Keys, Kaveion	LB	Fr.	6-2	225	Varina/Marcus Lewis	Richmond, Va.
49	Chizmar, Ben	LB	R-So.	6-0	233	Mars Area/Scott Heinauer	Gibsonia, Pa.
50	Ford Jr., Alonzo	DT	Jr.	6-2	298	Varina/Marcus Lewis/Old Dominion	Richmond, Va.
51	Beamon, Hakeem **	DT	R-Sr.	6-3	290	Manchester/Tom Hall	Midlothian, Va.
51	Rulli, Dominic	OL	R-Fr.	6-3	287	The Taft School (Conn.)/Tyler Whitley	Burlington, Ky.
52	van den Berg, Jordan *	DT	R-So.	6-3	310	Providence Christian/Parker Conley/Iowa Western	Johannesburg, South Africa
53	Dawkins, Nick *	OL	R-Jr.	6-4	315	Parkland/Tim Moncman	Allentown, Pa.
54	Harvie, Ian	OL	R-Fr.	6-2	271	Spring-Ford/Chad Brubaker	Royersford, Pa.
55	Onoh, Chimdy	OL	Fr.	6-5	300	Dundalk/Thomas Abel	Baltimore, Md.
56	Mupoyi, Joseph	DE	Fr.	6-5	246	St. Thomas More (Conn.)/Ernest Anderson	Kinshasa, DR of the Congo
56	Nelson, JB *	OL	R-Jr.	6-5	334	Mount Lebanon/Bob Palko/Lackawanna College	Pittsburgh, Pa.
57	Traore, Ibrahim	OL	R-Jr.	6-5	312	Frederick Douglas Academy 1/Andrew Kell	Bronx, N.Y.
58	Artis, Kaleb	DT	R-Fr.	6-4	319	St. Francis Prep/Rich Carroll	Westbury, N.Y.
58	Tengwall, Landon **	OL	R-So.	6-6	317	Good Counsel/Andy Stefanelli	Annapolis, Md.
62	Powers, Liam	OL	Fr.	6-2	292	Central Bucks East/John Donnelly	Doylestown, Pa.
63	Birchmeier, Alex	OL	Fr.	6-5	304	Broad Run/Myron Curtis	Ashburn, Va.
64	Nourzad, Hunter *	OL	R-Sr.+	6-3	320	The Walker School/Matt Casper/Cornell	Marietta, Ga.
65	Fitzgerald, Jim	OL	R-Fr.	6-7	318	Archbishop Spalding/Kyle Schmitt	Severna Park, Md.
66	Shelton, Drew *	OL	So.	6-5	306	Downingtown West/Mike Milano	Downingtown, Pa.
67	Boehme, Henry	OL	Fr.	6-5	273	Mountain Brook/Chris Yeager	Birmingham, Ala.
68	Donkoh, Anthony	OL	Fr.	6-5	323	Lightridge/Bobby Eavenson	Aldie, Va.
70	Williams, J'ven	OL	Fr.	6-5	303	Wyomissing/Bob Wolfrum	Reading, Pa.
71	Ioane, Olaiavavega	OL	R-Fr.	6-4	348	Graham-Kapowsin/Eric Kurlie	Graham, Wash.
73	Wallace, Caedan ***	OL	R-Sr.	6-5	328	The Hun School/Todd Smith	Robbinsville, N.J.
74	Fashanu, Olumuyiwa **	OL	Jr.	6-6	317	Gonzaga College High School/Randy Trivers	Waldorf, Md.
75	Detisch, Matt	OL	R-Fr.	6-6	300	Mars Area/Scott Heinauer	Mars, Pa.
77	Wormley, Sal *	OL	R-Sr.	6-3	324	Smyrna (Del.)/Mike Judy	Newark, N.J.
78	Israel-Achumba, Golden	OL	R-Jr.	6-4	332	DeMatha Catholic/Bill McGregor	Bowie, Md.
79	Penn, Addison	OL	R-Jr.	6-2	304	Carroll/Riley Dodge/Duke	Southlake, Texas
80	Driver, Cristian	WR	R-Fr.	5-11	188	Liberty Christian/Jason Witten	Flower Mound, Texas
81	Mahlert, Jan	WR	R-So.	5-11	179	Christoph-Probst Gymnasium/Lukas Schmid	Deutschland, Germany
82	Black, Ethan	WR	Fr.	5-9	165	Conemaugh Township/Tony Penna	Davidsville, Pa.
83	Spencer, Jake	WR	R-Jr.	5-10	214	Haverford School/Michael Murphy/Colgate	Gladwyne, Pa.
84	Johnson, Theo ***	TE	Jr.	6-6	260	Holy Names Catholic/Rob McIntyre	Windsor, Ont.
86	Estrella, Jason	WR	R-So.	6-2	186	Liberty/John Truby	Bethlehem, Pa.
87	Rappleyea, Andrew	TE	Fr.	6-4	243	Milton Academy (Mass.)/Kevin MacDonald	Millbrook, N.Y.
88	Cross, Jerry	TE	R-Fr.	6-5	254	Rufus King/Thomas Wozniak	Milwaukee, Wis.
88	Siafa, Sam	DT	R-Fr.	6-4	277	Downingtown West/Mike Milano	Downingtown, Pa.
89	Furmanek, Finn	TE	Fr.	6-3	218	State College Area/Matt Lintal	State College, Pa.
91	Ellies, Dvon **	DT	R-Sr.	6-1	298	McDonogh School/Hakeem Sule	Burtonsville, Md.
91	Felkins, Alex	K	Sr.	6-3	200	Holland Hall/Tag Gross/Columbia University	Tulsa, Okla.
92	Vilbert, Smith *	DE	R-Sr.	6-6	278	St Joseph's Regional (N.J.)/Augie Hoffman	Monsey, N.Y.
93	Mears, Bobby	DE	Fr.	6-4	227	Malvern Prep/Dave Gueriera	West Chester, Pa.
93	Sahaydak, Sander	K	R-So.	6-0	177	Liberty/John Truby	Bethlehem, Pa.
94	Barker, Ryan	K/P	Fr.	6-2	209	Kennett/Lance Fraizer	Landenberg, Pa.
94	Wilson, Jake *	DE	R-Jr.	6-3	247	Nazareth Area/Tom Falzone	Nazareth, Pa.
95	Thompson, Riley	P	Sr.	6-1	209	Haileybury/-/Deakin/Florida Atlantic	Melbourne, Australia
96	Groh, Mitchell	P	R-So.	6-1	190	Dallastown Area/Ron Miller	Dallastown, Pa.
97	Bacchetta, Alex	P	R-Fr.	6-2	220	The Westminster Schools/Gerry Romberg	Atlanta, Ga.
99	Izzard, Coziah **	DT	Jr.	6-3	295	DeMatha Catholic/Bill McGregor	Columbia, Md.
99	Nwosu, Gabriel	P	R-So.	6-6	274	The Bullis School/Patrick Cilento	Derwood, Md.

* - Letters won

As of September 10, 2023

Note: As a result of eligibility not counting for the 2020 season, extra years of eligibility are marked on the back end of student-athletes' career (a "+" symbol will be added on the end of "Sr." to indicate the extra year of eligibility being used).

24 2023 PENN STATE FOOTBALL

ALPHABETICAL ROSTER (A-MA)

NO.	NAME	POS.	EL.	HT.	WT.	HIGH SCHOOL/COACH	HOMETOWN
15	Allar, Drew *	QB	So.	6-5	242	Medina/Larry Laird	Medina, Ohio
13	Allen, Kaytron *	RB	So.	5-11	222	IMG Academy (Fla.)/Pepper Johnson	Norfolk, Va.
58	Artis, Kaleb	DT	R-Fr.	6-4	319	St. Francis Prep/Rich Carroll	Westbury, N.Y.
97	Bacchetta, Alex	P	R-Fr.	6-2	220	The Westminster Schools/Gerry Romberg	Atlanta, Ga.
94	Barker, Ryan	K/P	Fr.	6-2	209	Kennett/Lance Fraizer	Landenberg, Pa.
51	Beamon, Hakeem **	DT	R-Sr.	6-3	290	Manchester/Tom Hall	Midlothian, Va.
63	Birchmeier, Alex	OL	Fr.	6-5	304	Broad Run/Myron Curtis	Ashburn, Va.
82	Black, Ethan	WR	Fr.	5-9	165	Conemaugh Township/Tony Penna	Davidsville, Pa.
39	Blanding, Ty	DT	Fr.	6-1	274	Christ the King/Jason Brown	Bronx, N.Y.
67	Boehme, Henry	OL	Fr.	6-5	273	Mountain Brook/Chris Yeager	Birmingham, Ala.
11	Carter, Abdul *	LB	So.	6-3	249	La Salle College High School/John Steinmetz	Philadelphia, Pa.
3	Cephas, Dante	WR	R-Sr.	6-0	193	Penn Hills/Jon LeDonne/Kent State	Pittsburgh, Pa.
49	Chizmar, Ben	LB	R-So.	6-0	233	Mars Area/Scott Heinauer	Gibsonia, Pa.
2	Clifford, Liam *	WR	R-So.	6-1	201	St. Xavier/Steve Specht	Maineville, Ohio
29	Collins, Audavion	CB	R-Fr.	5-11	172	Newton/Camiel Grant/Mississippi State	Covington, Ga.
88	Cross, Jerry	TE	R-Fr.	6-5	254	Rufus King/Thomas Wozniak	Milwaukee, Wis.
30	Davis, Amiel	RB	R-So.	6-0	208	Eastern Regional/John Doherty	Voorhees, N.J.
53	Dawkins, Nick *	OL	R-Jr.	6-4	315	Parkland/Tim Moncman	Allentown, Pa.
0	DeLuca, Dominic *	LB	R-So.	6-1	218	Wyoming Area/Randy Spencer	West Pittston, Pa.
33	Dennis-Sutton, Dani *	DE	So.	6-5	261	McDonogh School (Md.)/Hakeem Sule	Millsboro, Del.
75	Detisch, Matt	OL	R-Fr.	6-6	300	Mars Area/Scott Heinauer	Mars, Pa.
16	Dinkins, Khalil	TE	R-So.	6-4	245	North Allegheny/Art Walker	Wexford, Pa.
31	Dinkins, Kolin	CB	R-Fr.	6-2	194	North Allegheny/Art Walker	Wexford, Pa.
3	Dixon, Johnny **	CB	Sr.	6-0	196	Chamberlain/Jason Lane/South Carolina	Tampa, Fla.
68	Donkoh, Anthony	OL	Fr.	6-5	323	Lightridge/Bobby Eavenson	Aldie, Va.
80	Driver, Cristian	WR	R-Fr.	5-11	188	Liberty Christian/Jason Witten	Flower Mound, Texas
28	Durant, Zane *	DT	So.	6-1	285	Lake Nona/Anthony Paradiso	Lake Nona, Fla.
48	Duzansky, Tyler	SN	R-So.	6-4	215	St. Francis Prep/Bob McMillen	Glen Ellyn, Ill.
91	Ellies, Dvon **	DT	R-Sr.	6-1	298	McDonogh School/Hakeem Sule	Burtonsville, Md.
2	Ellis, Keaton ****	S	Sr.	5-11	190	State College Area/Matt Lintal	State College, Pa.
43	Elsdon, Tyler **	LB	Jr.	6-2	229	North Schuylkill/Wally Hall	Frackville, Pa.
86	Estrella, Jason	WR	R-So.	6-2	186	Liberty/John Truby	Bethlehem, Pa.
5	Evans, Omari *	WR	So.	6-0	189	Shoemaker/Toby Foreman	Killeen, Texas
74	Fashanu, Olumuyiwa **	OL	Jr.	6-6	317	Gonzaga College High School/Randy Trivers	Waldorf, Md.
91	Felkins, Alex	K	Sr.	6-3	200	Holland Hall/Tag Gross/Columbia University	Tulsa, Okla.
36	Fisher, Zuriah *	DE	R-Jr.	6-3	254	Aliquippa/ Mike Warfield	Aliquippa, Pa.
65	Fitzgerald, Jim	OL	R-Fr.	6-7	318	Archbishop Spalding/Kyle Schmitt	Severna Park, Md.
10	Flowers, Mehki	S	R-Fr.	6-0	190	Central Dauphin East/Lance Dean	Harrisburg, Pa.
50	Ford Jr., Alonzo	DT	Jr.	6-2	298	Varina/Marcus Lewis/Old Dominion	Richmond, Va.
89	Furmanek, Finn	TE	Fr.	6-3	218	State College Area/Matt Lintal	State College, Pa.
39	Green, Jashaun	S	R-Fr.	6-1	173	State College Area/Matt Lintal	State College, Pa.
96	Groh, Mitchell	P	R-So.	6-1	190	Dallastown Area/Ron Miller	Dallastown, Pa.
25	Hardy, Daequan ***	CB	R-Sr.	5-9	178	Penn Hills/Jon LeDonne	Pittsburgh, Pa.
54	Harvie, Ian	OL	R-Fr.	6-2	271	Spring-Ford/Chad Brubaker	Royersford, Pa.
30	Hlavac, George	CB	R-Jr.	5-11	175	Allentown Central Catholic/Tim McGorry	Orefield, Pa.
34	Holzworth, Tyler	RB	R-So.	6-0	218	Delaware Valley Regional/Keith Olsommer/Delaware Valley	Milford, N.J.
71	Ioane, Olaivavega	OL	R-Fr.	6-4	348	Graham-Kapowsin/Eric Kurl	Graham, Wash.
20	Isaac, Adisa ***	DE	R-Sr.	6-4	249	Canarsie/Brian Ellis	Brooklyn, N.Y.
78	Israel-Achumba, Golden	OL	R-Jr.	6-4	332	DeMatha Catholic/Bill McGregor	Bowie, Md.
12	Ivey, Anthony	WR	R-Fr.	5-11	180	Manheim Township/Mark Evans	Lancaster, Pa.
99	Izzard, Coziah **	DT	Jr.	6-3	295	DeMatha Catholic/Bill McGregor	Columbia, Md.
23	Jacobs, Curtis ***	LB	Jr.	6-1	235	McDonogh School/Hakeem Sule	Glen Burnie, Md.
84	Johnson, Theo ***	TE	Jr.	6-6	260	Holy Names Catholic/Rob McIntyre	Windsor, Ont.
8	Johnson, Tyler	WR	R-Fr.	6-0	183	Magna Vista/Joe Favero	Martinsville, Va.
25	Kency, DK	RB	Fr.	5-7	175	Archbishop Shaw/Hank Tierney	Marrero, La.
48	Keys, Kaveion	LB	Fr.	6-2	225	Varina/Marcus Lewis	Richmond, Va.
17	Kiesewetter, Karson	QB	Fr.	5-10	187	Bishop Guilfoyle/Justin Wheeler	Altoona, Pa.
4	King, Kalen **	CB	Jr.	5-11	190	Cass Tech/Thomas Wilcher	Detroit, Mich.
41	King, Kobe *	LB	R-So.	6-1	242	Cass Tech/Thomas Wilcher	Detroit, Mich.
19	Lambert, Jack	QB	Fr.	6-3	201	Topsail/Jack Teachey	Hampstead, N.C.
1	Lambert-Smith, KeAndre ***	WR	Jr.	6-1	185	Maury/Dyrri McCain	Norfolk, Va.
19	Lyons, Jameial	DE	Fr.	6-5	246	Roman Catholic/Rick Prete	Philadelphia, Pa.
9	Mack, King	S	Fr.	5-10	188	St. Thomas Aquinas/Roger Harriott	Miami, Fla.
81	Mahlert, Jan	WR	R-So.	5-11	179	Christoph-Probst Gymnasium/Lukas Schmid	Deutschland, Germany
11	McClain, Malik	WR	Jr.	6-4	206	IMG Academy (Fla.)/Bobby Acosta/Florida State	Daphne, Ala.

ALPHABETICAL ROSTER (ME-Y)

NO.	NAME	POS.	EL.	HT.	WT.	HIGH SCHOOL/COACH	HOMETOWN
93	Mears, Bobby	DE	Fr.	6-4	227	Malvern Prep/Dave Gueriera	West Chester, Pa.
4	Meiga, Malick *	WR	Jr.	6-4	203	Cegep du Vieux/Renaldo Sagesse	Saint Jerome, Que.
5	Miller, Cam *	CB	So.	6-0	183	Trinity Christian Academy/Verlon Dorminey	Fernandina Beach, Fla.
14	Mills, Tyrece	S	R-Jr.	6-1	198	Northeast/Troy Gore/Lackawanna College	Philadelphia, Pa.
24	Montgomery, London	RB	Fr.	5-10	185	Scranton Prep/Terry Gallagher	Scranton, Pa.
56	Mupoyi, Joseph	DE	Fr.	6-5	246	St. Thomas More (Conn.)/Ernest Anderson	Kinshasa, DR of the Congo
8	Nelson, DaKaari	S	Fr.	6-3	220	Selma/Willie Gandy	Livingston, Ala.
56	Nelson, JB *	OL	R-Jr.	6-5	334	Mount Lebanon/Bob Palko/Lackawanna College	Pittsburgh, Pa.
64	Nourzad, Hunter *	OL	R-Sr. +	6-3	320	The Walker School/Matt Casper/Cornell	Marietta, Ga.
99	Nwosu, Gabriel	P	R-So.	6-6	274	The Bullis School/Patrick Cilento	Derwood, Md.
36	Oluleye, Feyisayo	WR	So.	6-1	204	Bishop McDevitt/Jeff Weachter	Lancaster, Pa.
55	Onoh, Chimdy	OL	Fr.	6-5	300	Dundalk/Thomas Abel	Baltimore, Md.
47	Palko, Joey	DE	Fr.	6-2	231	Pottsville Area/Tom McGeoy	Pottsville, Pa.
47	Patton, Will	SN	R-Fr.	6-4	224	Shenango/James Graham	New Castle, Pa.
27	Payne Jr., Lamont	CB	Fr.	6-0	188	Chartiers Valley/Aaron Fitzpatrick	Carnegie, Pa.
79	Penn, Addison	OL	R-Jr.	6-2	304	Carroll/Riley Dodge/Duke	Southlake, Texas
23	Potts, Trey	RB	R-Sr.	5-9	215	Williamsport/Chuck Crews/Minnesota	Williamsport, Pa.
62	Powers, Liam	OL	Fr.	6-2	292	Central Bucks East/John Donnelly	Doylestown, Pa.
9	Pribula, Beau	QB	R-Fr.	6-2	203	Central York/Gerry Yonchiuk	York, Pa.
45	Pryts, Jackson	LB	R-Fr.	6-3	204	Hickory/William Dungee	Hermitage, Pa.
87	Rappleyea, Andrew	TE	Fr.	6-4	243	Milton Academy (Mass.)/Kevin MacDonald	Millbrook, N.Y.
1	Reed, Jaylen **	S	Jr.	6-0	205	Martin Luther King Jr./Tyrone Spencer	Detroit, Mich.
44	Robinson, Chop *	DE	Jr.	6-3	254	Quince Orchard/John Kelley/Maryland	Gaithersburg, Md.
42	Robinson, Mason	DE	Fr.	6-3	243	McDonogh School/Hakeem Sule	Randallstown, Md.
24	Robinson, Ta'Mere	LB	Fr.	6-3	222	Brashear/Andrew Moore	Pittsburgh, Pa.
13	Rojas, Tony	LB	Fr.	6-2	225	Fairfax/Trey Taylor	Fairfax, Va.
51	Rulli, Dominic	OL	R-Fr.	6-3	287	The Taft School (Conn.)/Tyler Whitley	Burlington, Ky.
93	Sahaydak, Sander	K	R-So.	6-0	177	Liberty/John Truby	Bethlehem, Pa.
7	Saunders, Kaden	WR	R-Fr.	5-10	175	Westerville South/Matthew Christ	Columbus, Ohio
18	Schlaffer, Joey	TE	Fr.	6-5	226	Exeter Township/Matt Bauer	Reading, Pa.
66	Shelton, Drew *	OL	So.	6-5	306	Downingtown West/Mike Milano	Downingtown, Pa.
88	Siafa, Sam	DT	R-Fr.	6-4	277	Downingtown West/Mike Milano	Downingtown, Pa.
10	Singleton, Nicholas *	RB	So.	6-0	222	Governor Mifflin/Jeff Lang	Shillington, Pa.
38	Smith, Tank	RB	R-Sr.	5-7	229	Penn Hills/Jon LeDonne/Saint Francis (Pa.)	Pittsburgh, Pa.
14	Smolik, Jaxon	QB	Fr.	6-1	197	Dowling Catholic/Tom Wilson	Van Meter, Iowa
35	Sokach-Minnick, Blaise	SN	R-Fr.	6-3	214	Wyoming Area/Randy Spencer	West Pittston, Pa.
83	Spencer, Jake	WR	R-Jr.	5-10	214	Haverford School/Michael Murphy/Colgate	Gladwyne, Pa.
17	Stahl, Mason	WR	R-Jr.	6-0	202	Baldwin/Loran Cooley	Pittsburgh, Pa.
21	Taylor, Carmelo	WR	Fr.	5-11	169	Patrick Henry/Alan Fiddler	Roanoke, Va.
58	Tengwall, Landon **	OL	R-So.	6-6	317	Good Counsel/Andy Stefanelli	Annapolis, Md.
95	Thompson, Riley	P	Sr.	6-1	209	Haileybury/-/Deakin/Florida Atlantic	Melbourne, Australia
18	Townley Jr., Davon	DT	R-So.	6-6	277	North Community/Charles Adams	Minneapolis, Minn.
12	Tracy, Zion	CB	Fr.	5-11	180	St. Thomas More (Conn.)/Ernest Anderson	Hempstead, N.Y.
57	Traore, Ibrahim	OL	R-Jr.	6-5	312	Frederick Douglas Academy 1/Andrew Kell	Bronx, N.Y.
35	Tutty, Jace	CB	R-So.	5-11	216	Stroudsburg/Jim Miller	Stroudsburg, Pa.
52	van den Berg, Jordan *	DT	R-So.	6-3	310	Providence Christian/Parker Conley/Iowa Western	Johannesburg, South Africa
15	Vanover, Amin *	DE	Jr.	6-4	268	St. Joseph's/Augie Hoffman	Newark, N.J.
92	Vilbert, Smith *	DE	R-Sr.	6-6	278	St Joseph's Regional (N.J.)/Augie Hoffman	Monsey, N.Y.
73	Wallace, Caedan ***	OL	R-Sr.	6-5	328	The Hun School/Todd Smith	Robbinsville, N.J.
26	Wallace, Cam	RB	Fr.	5-9	191	Montgomery County/Don Vandygriff	Mount Vernon, Ga.
6	Wallace III, Harrison *	WR	R-So.	6-1	194	Pike Road/Patrick Browning	Montgomery, Ala.
44	Warren, Tyler **	TE	Jr.	6-6	257	Atlee/Matt Gray	Mechanicsville, Va.
16	Washington II, Elliot	CB	Fr.	5-11	192	Venice/John Peacock	Venice, Fla.
6	Wheatley, Zakee *	S	R-So.	6-2	198	Archbishop Spalding/Kyle Schmitt	Crofton, Md.
70	Williams, J'ven	OL	Fr.	6-5	303	Wyomissing/Bob Wolfrum	Reading, Pa.
40	Williams, Patrick	S	R-Fr.	6-0	198	Eagle Academy 2/Kyron Jones	Brooklyn, N.Y.
94	Wilson, Jake *	DE	R-Jr.	6-3	247	Nazareth Area/Tom Falzone	Nazareth, Pa.
21	Winston Jr., Kevin *	S	So.	6-2	203	DeMatha Catholic/Bill McGregor	Columbia, Md.
77	Wormley, Sal *	OL	R-Sr.	6-3	324	Smyrna (Del.)/Mike Judy	Newark, N.J.
32	Wylie, Keon	LB	R-Fr.	6-2	218	Imhotep Charter/Devon Johnson	Philadelphia, Pa.
38	Yates, Winston	LB	Fr.	6-2	205	Paul VI/Steve Scuderi	Moorestown, N.J.

* - Letters won

As of September 10, 2023

Note: As a result of eligibility not counting for the 2020 season, extra years of eligibility are marked on the back end of student-athletes' career (a "+" symbol will be added on the end of "Sr." to indicate the extra year of eligibility being used).

RECORD WATCH

RUSHING

CAREER RUSHING YARDAGE			
1.	3,932	Evan Royster	2007-10
2.	3,843	Saquon Barkley	2015-17
3.	3,398	Curt Warner	1979-82
4.	3,320	Tony Hunt	2003-06
5.	3,301	Blair Thomas	1985-87, 89
6.	3,256	Curtis Enis	1995-97
7.	3,227	D.J. Dozier	1983-86
8.	2,953	Larry Johnson	1999-02
9.	2,934	Lydell Mitchell	1969-71
10.	2,829	Ki-Jana Carter	1992-94
11.	2,818	Matt Suhey	1976-79
12.	2,639	John Cappelletti	1972-73
13.	2,518	Eric McCoo	1998-01
14.	2,380	Lenny Moore	1953-55
15.	2,236	Charlie Pittman	1967-69
16.	2,108	Zach Zwinak	2011-14
17.	2,072	Booker Moore	1977-80
18.	2,042	Jon Williams	1980-83
19.	2,002	Franco Harris	1969-71
20.	1,756	Richie Anderson	1989-92
37.	1,215	Nicholas Singleton	2022-pres.
44.	1,075	Kaytron Allen	2022-pres.

SEASON RUSHING YARDAGE			
1.	2,087	Larry Johnson	2002
2.	1,567	Lydell Mitchell	1971
3.	1,539	Ki-Jana Carter	1994
4.	1,522	John Cappelletti	1973
5.	1,496	Saquon Barkley	2016
6.	1,414	Blair Thomas	1987
7.	1,386	Tony Hunt	2006
8.	1,363	Curtis Enis	1997
9.	1,341	Blair Thomas	1989
10.	1,329	Rodney Kinlaw	2007
11.	1,274	Miles Sanders	2018
12.	1,271	Saquon Barkley	2017
13.	1,241	Silas Redd	2011
14.	1,236	Evan Royster	2008
15.	1,210	Curtis Enis	1996
16.	1,169	Evan Royster	2009
17.	1,117	John Cappelletti	1972
18.	1,082	Lenny Moore	1954
19.	1,076	Saquon Barkley	2015
20.	1,061	Nicholas Singleton	2022

GAME RUSHING YARDAGE			
1.	327	Larry Johnson at Indiana	2002
2.	279	Larry Johnson vs. Illinois	2002
	279	Larry Johnson vs. Michigan State	2002
4.	257	Larry Johnson vs. Northwestern	2002
5.	256	Curt Warner at Syracuse	1981
6.	250	Shorty Miller vs. Carnegie Tech	1913
7.	243	Bob Pollard at Rutgers	1951
8.	241	Curtis Enis vs. USC	1996
9.	239	Bob Campbell vs. Syracuse	1968
10.	238	Curt Warner at Nebraska	1981
11.	227	Ki-Jana Carter vs. Michigan State	1994
12.	225	Matt Suhey vs. Army	1979
13.	220	John Cappelletti vs. NC State	1973
14.	214	Blair Thomas vs. Notre Dame	1987
15.	211	Lydell Mitchell at Iowa	1971
	211	Curtis Enis vs. Ohio State	1997
	211	Eric McCoo vs. Ohio State	1999
	211	Saquon Barkley at Iowa	2017
19.	210	Ki-Jana Carter at Minnesota	1994
20.	209	Lydell Mitchell vs. Maryland	1971
21.	208	Shelly Hammonds at Boston College	1990
22.	207	Saquon Barkley at Purdue	2016
23.	206	Eric McCoo vs. Michigan State	1998
24.	204	John Cappelletti vs. Ohio	1973
25.	202	John Cappelletti at Maryland	1973
	202	Saquon Barkley vs. Maryland	2016
	202	Journey Brown vs. Memphis	1919
28.	201	Bill Belton vs. Illinois	2013
29.	200	Miles Sanders at Illinois	2018

LONGEST RUNS			
1.	92*	Blair Thomas vs. Syracuse	1986
	92	Bill Belton at Indiana	2014
	92	Saquon Barkley vs. Washington	2017
4.	90	Bill Suter at Navy	1894
5.	87	Bob Campbell vs. Syracuse	1968
	87	Nicholas Singleton vs. Utah	2022
7.	86	Bob Riggle at West Virginia	1964
	85	Journey Brown vs. Pitt	2019
9.	84	Chafie Fields vs. Texas	1996
	84	Larry Johnson vs. Illinois	2002
*non-scoring play			

SEASON RUSHING TOUCHDOWNS			
1.	26	Lydell Mitchell	1971
2.	23	Ki-Jana Carter	1994
3.	20	Larry Johnson	2002
4.	19	Curtis Enis	1997
5.	18	Richie Anderson	1992
	18	Saquon Barkley	2016
	18	Saquon Barkley	2017
8.	17	John Cappelletti	1973
9.	14	Charlie Pittman	1968
10.	13	Bill McCleary	1907
	13	Harry Robb	1917
	13	Curtis Enis	1996
13.	12	John Cappelletti	1972
	12	Evan Royster	2008
	12	Zach Zwinak	2013
	12	Trace McSorley	2018
	12	Journey Brown	2019
	12	Nicholas Singleton	2022
--	5	Nicholas Singleton	2023

SEASON RUSHING AVERAGE (Min. 100 attempts)			
1.	8.40	Blair Thomas	1986
2.	7.96	Lenny Moore	1954
3.	7.77	Ki-Jana Carter	1994
4.	7.70	Larry Johnson	2002
5.	6.90	Journey Brown	2019
6.	6.62	Ki-Jana Carter	1994
8.	6.47	Eric McCoo	1998
	6.47	Evan Royster	2008
9.	6.32	Nicholas Singleton	2022
10.	6.17	Lydell Mitchell	1971

CAREER 100-YARD RUSHING GAMES			
1.	18	Curt Warner	1979-82
2.	17	Blair Thomas	1985-87, 89
	17	Ki-Jana Carter	1992-94
	17	Curtis Enis	1995-97
5.	15	Lydell Mitchell	1969-71
	15	Tony Hunt	2003-06
	15	Evan Royster	2007-10
	15	Saquon Barkley	2015-17
9.	13	John Cappelletti	1972-73
10.	12	Lenny Moore	1953-55
11.	11	D.J. Dozier	1983-86
	11	Zack Zwinak	2011-14
13.	10	Charlie Pittman	1967-69
14.	9	Eric McCoo	1998-01
15.	8	Matt Suhey	1976-79
	8	Richie Anderson	1989-92
	8	Larry Johnson	1999-02
--	4	Nicholas Singleton	2022-pres.
--	3	Kaytron Allen	2022-pres.

SEASON 100-YARD RUSHING GAMES			
1.	10	K-Jana Carter	1994
2.	9	Lydell Mitchell	1971
	9	Blair Thomas	1989
4.	8	John Cappelletti	1973
	8	Curtis Enis	1997
	8	Larry Johnson	2002
	8	Tony Hunt	2006
8.	7	Lenny Moore	1954
	7	Curt Warner	1981
	7	Blair Thomas	1987
	7	Ki-Jana Carter	1993
--	1	Kaytron Allen	2023

GAME RUSHING YARDS BY A QUARTERBACK			
1.	250	Eugene "Shorty" Miller	Carnegie Tech, 1913
2.	175	Trace McSorley	Ohio State, 2018
3.	156	Chuck Peters	Syracuse, 1938
4.	138	Zack Mills	Ohio State, 2001
5.	125	Michael Robinson	Wisconsin, 2005
6.	122	Steve Rollins	Syracuse, 1938
7.	119	Sean Clifford	Indiana, 2020
8.	113	Tony Sacca	Pittsburgh, 1990
	113	Tommy Stevens	Maryland, 2017
10.	112	Michael Robinson	Minnesota, 2005

SEASON RUSHING YARDS BY A QUARTERBACK			
1.	806	Michael Robinson	2005
2.	798	Trace McSorley	2018
3.	491	Trace McSorley	2017
4.	402	Sean Clifford	2019
5.	396	Michael Robinson	2003
6.	365	Trace McSorley	2016
7.	346	John Hufnagel	1971
8.	335	Sean Clifford	2020
9.	325	Richie Lucas	1959
10.	315	Rashard Casey	2000
11.	290	Rashard Casey	1999
12.	284	Dick Hoak	1960
13.	282	Daryll Clark	2008
14.	263	Michael Robinson	2002
15.	260	Will Lewis	2020
16.	255	Pete Liske	1962
17.	234	Richie Lucas	1958
18.	213	Will Lewis	2019
19.	211	Daryll Clark	2009
20.	201	Zack Mills	2002
--	111	Beau Pribula	2023

SEASON RUSHING TOUCHDOWNS BY A QUARTERBACK			
1.	12	Trace McSorley	2018
2.	11	Michael Robinson	2005
	11	Trace McSorley	2017
4.	10	Daryll Clark	2008
5.	7	Daryll Clark	2009
	7	Trace McSorley	2016
7.	6	Richie Lucas	1958
	6	Richie Lucas	1959
	6	John Hufnagel	1972
	6	Michael Robinson	2002
11.	5	Tom Sherman	1966
	5	Todd Blackledge	1981
	5	Doug Strang	1983
	5	Rashard Casey	1999
	5	Rashard Casey	2000
	5	Matt McGloin	2012
	5	Sean Clifford	2019
	5	Sean Clifford	2022
--	2	Beau Pribula	2023

PASSING

CAREER PASSING YARDAGE			
1.	10,661	Sean Clifford	2018-22
2.	9,899	Trace McSorley	2015-18
3.	8,457	Christian Hackenberg	2013-15
4.	7,212	Zack Mills	2001-04
5.	6,390	Matt McGloin	2009-12
6.	5,869	Tony Sacca	1988-91
7.	5,742	Daryll Clark	2006-09
8.	5,382	Chuck Fusina	1975-78
9.	5,304	Kerry Collins	1991-94
10.	5,275	Anthony Morelli	2004-07

SEASON PASSING YARDAGE			
1.	3,614	Trace McSorley	2016
2.	3,570	Trace McSorley	2017
3.	3,271	Matt McGloin	2012
4.	3,107	Sean Clifford	2021
5.	3,003	Daryll Clark	2009
6.	2,977	Christian Hackenberg	2014
7.	2,955	Christian Hackenberg	2013
8.	2,679	Kerry Collins	1994
9.	2,654	Sean Clifford	2019
10.	2,651	Anthony Morelli	2007

GAME PASSING YARDAGE			
1.	454	Christian Hackenberg vs. UCF	2014
2.	401	Sean Clifford vs. Villanova	2021
3.	399	Zack Mills vs. Iowa	2002
4.	398	Sean Clifford at Maryland	2019
5.	395	Matt McGloin vs. Indiana	2012
6.	384	Trace McSorley vs. Wisconsin	2016
7.	381	Trace McSorley at Michigan St.	2017
8.	379	Michael Robinson vs. Wisconsin	2003
9.	376	Trace McSorley vs. Michigan St.	2016
10.	371	C. Hackenberg vs. Boston Coll.	2014
	371	Sean Clifford vs. Ohio State	2022
12.	366	Mike McQueary vs. Pittsburgh	1997
13.	363	Sean Clifford at Maryland	2021
14.	361	Sean Clifford at Ohio State	2021
15.	358	Todd Blackledge at Miami (Fla.)	1981
16.	353	Daryll Clark vs. Akron	2009
17.	352	Kerry Collins at Michigan State	1993
18.	342	Trace McSorley vs. Washington	2017
19.	341	Daryll Clark vs. Michigan State	2008
20.	340	Christian Hackenberg at Indiana	2013
	340	Sean Clifford at Minnesota	2019
	340	Sean Clifford at Maryland	2020

LONGEST PASS PLAYS			
1.	95	Sean Clifford to Daniel George	vs. Kent St., 2018
2.	93	Trace McSorley to KJ Hamler	vs. Ohio State, 2018
3.	92	Bill Hess to Bob Higgins	at Pittsburgh, 1919
4.	88	Sean Clifford to KeAndre Lambert-Smith	vs. Utah, 2022
5.	86	Steve Joachim to Jim Scott	at Navy, 1971
	86	Sean Clifford to Jahan Dotson	at Maryland, 2021
7.	85	Trace McSorley to Saquon Barkley	vs. Georgia State, 2017
8.	83	Sean Clifford to KeAndre Lambert-Smith	vs. Villanova, 2021
9.	82	Matt Knizner at Eric Hamilton	vs. Pittsburgh, 1986
	82	Kerry Collins to Freddie Scott	vs. Rutgers, 1994
11.	80	Tom Sherman to Paul Johnson	at Maryland, 1967
	80	Doug Strang to Dean DiMidio	vs. Alabama, 1983
	80	Pat Devlin to Stephfon Green	vs. Michigan, 2008
	80	Rob Bolden to Derek Moyer	vs. Illinois, 2010
	80	Trace McSorley to Irvin Charles	vs. Minnesota, 2016
16.	79	Lance Longener to John Greene	vs. Maryland, 1988
	79	Kevin Thompson to Chafie Fields	at Miami (Fla.), 1999
	79	Daryll Clark to Chaz Powell	vs. Iowa, 2009
	79	Christian Hackenberg to Geno Lewis	vs. UCF, 2014
20.	78	Kevin Thompson to Chafie Fields	at Purdue, 1999
21.	76	Chuck Burkhardt to Tom Cherry	at UCLA, 1968
	76	John Hufnagel to Jimmy Scott	at Boston Coll., 1972
	76	Tom Shuman to Chuck Herd	vs. West Virginia, 1973
24.	75*	John Andress to Dick Barvinchak	at Iowa, 1975
	75	Tom Bill to David Daniels	vs. Temple, 1989
	75	Sean Clifford to Jahan Dotson	vs. Illinois, 2020
*non-scoring play			

GAME TD PASSES			
1.	5	Tony Sacca vs. Georgia Tech	1991
	5	Rashard Casey vs. La. Tech	2000
3.	4	27 times, Last:	
		Sean Clifford vs. Michigan St.	2022

SEASON TOUCHDOWN PASSES			
1.	29	Trace McSorley	2016
2.	28	Trace McSorley	2017
3.	24	Daryll Clark	2009
	24	Matt McGloin	2012
	24	Sean Clifford	2022
6.	23	Sean Clifford	2019
7.	22	Todd Blackledge	1982
8.	21	Tony Sacca	1991
	21	Kerry Collins	1994
	21	Sean Clifford	2021
11.	20	Christian Hackenberg	2013
12.	19	Doug Strang	1983
	19	Anthony Morelli	2007
	19	Daryll Clark	2008
15.	18	Wally Richardson	1995
	18	Trace McSorley	2018
17.	17	Mike McQueary	1997
	17	Zack Mills	2002
	17	Michael Robinson	2005
20.	16	Christian Hackenberg	2015
	16	Sean Clifford	2020

RECORD WATCH

CAREER TOUCHDOWN PASSES

1.	86	Sean Clifford	2018-22
2.	77	Trace McSorley	2015-18
3.	48	Christian Hackenberg	2013-15
4.	46	Matt McGloin	2009-12
5.	43	Daryll Clark	2006-09
6.	41	Todd Blackledge	1980-82
	41	Tony Sacca	1988-91
	41	Zack Mills	2001-04
9.	39	Kerry Collins	1991-94
10.	37	Chuck Fusina	1975-78

GAME COMPLETIONS

1.	35	Matt McGloin vs. Northwestern	2012
	35	Sean Clifford at Ohio State	2022
3.	34	Christian Hackenberg vs. BC	2014
4.	33	Wally Richardson vs. Wisconsin	1995
5.	32	Christian Hackenberg vs. UCF	2014
	32	Trace McSorley vs. Washington	2017
	32	Sean Clifford vs. Ohio State	2022
8.	31	Christian Hackenberg vs. Ohio State	2014
	31	Trace McSorley at Iowa	2017
10.	30	Christian Hackenberg at Indiana	2013

SEASON COMPLETIONS

1.	284	Trace McSorley	2017
2.	270	Matt McGloin	2012
	270	Christian Hackenberg	2014
4.	261	Sean Clifford	2021
5.	234	Anthony Morelli	2007
6.	232	Daryll Clark	2009
7.	231	Christian Hackenberg	2013
8.	226	Sean Clifford	2022
9.	224	Trace McSorley	2016
10.	208	Anthony Morelli	2006
11.	193	Wally Richardson	1995
12.	192	Daryll Clark	2008
	192	Christian Hackenberg	2015
	192	Trace McSorley	2018
15.	189	Sean Clifford	2019

CAREER COMPLETIONS

1.	833	Sean Clifford	2018-22
2.	720	Trace McSorley	2015-18
3.	693	Christian Hackenberg	2013-15
4.	606	Zack Mills	2001-04
5.	513	Matt McGloin	2009-12
6.	460	Anthony Morelli	2004-07
7.	444	Daryll Clark	2006-09
8.	401	Tony Sacca	1988-91
9.	378	Wally Richardson	1992, 94-96
10.	371	Chuck Fusina	1975-78

GAME PASSING ATTEMPTS

1.	57	Sean Clifford vs. Maryland	2020
2.	55	Christian Hackenberg at Indiana	2013
3.	54	Kerry Collins at BYU	1992
4.	52	Sean Clifford at Ohio State	2021
5.	51	Rashard Casey vs. Iowa	2000
	51	Matt McGloin vs. Northwestern	2012
7.	50	Christian Hackenberg vs. BC	2014
8.	49	Zack Mills vs. Purdue	2004
	49	Christian Hackenberg vs. Ohio State	2014
10.	48	Wally Richardson vs. Wisconsin	1995
	48	Matt McGloin vs. Ohio	2012
	48	Trace McSorley at Iowa	2017

SEASON PASSING ATTEMPTS

1.	484	Christian Hackenberg	2014
2.	446	Matt McGloin	2012
3.	429	Sean Clifford	2021
4.	427	Trace McSorley	2017
5.	402	Anthony Morelli	2007
6.	392	Christian Hackenberg	2013
7.	387	Trace McSorley	2016
8.	386	Anthony Morelli	2006
9.	381	Daryll Clark	2009
10.	361	Trace McSorley	2018
11.	359	Christian Hackenberg	2015
12.	351	Sean Clifford	2022
13.	335	Wally Richardson	1995
14.	333	Zack Mills	2002
15.	321	Daryll Clark	2008

CAREER PASSING ATTEMPTS

1.	1,356	Sean Clifford	2018-22
2.	1,235	Christian Hackenberg	2013-15
3.	1,215	Trace McSorley	2015-18
4.	1,082	Zack Mills	2001-04
5.	894	Matt McGloin	2009-12
6.	824	Tony Sacca	1988-91
7.	821	Anthony Morelli	2004-07
8.	738	Daryll Clark	2006-09
9.	692	Wally Richardson	1992, 94-96
10.	664	Chuck Fusina	1975-78
11.	658	Todd Blackledge	1980-82
12.	657	Kerry Collins	1991-94
13.	547	John Shaffer	1983-86
14.	505	Michael Robinson	2002-05
15.	495	Kevin Thompson	1996-99

SEASON COMPLETION PCT.

(Min. 100 attempts)

1.	.667 (176-264)	Kerry Collins	1994
2.	.665 (224-387)	Trace McSorley	2017
3.	.644 (226-351)	Sean Clifford	2022
4.	.632 (86-136)	John Hufnagel	1971
5.	.609 (192-321)	Daryll Clark	2009
6.	.608 (261-429)	Sean Clifford	2021
7.	.606 (152-251)	Sean Clifford	2020
8.	.605 (270-446)	Matt McGloin	2012
9.	.598 (192-321)	Daryll Clark	2008
10.	.593 (192-361)	Trace McSorley	2018
11.	.592 (189-319)	Sean Clifford	2019
12.	.589 (231-392)	C. Hackenberg	2013
13.	.582 (234-402)	Anthony Morelli	2007
14.	.580 (112-193)	Rob Bolden	2010
15.	.579 (224-387)	Trace McSorley	2016
16.	.579 (169-292)	Tony Sacca	1991
17.	.578 (155-268)	Zack Mills	2004
18.	.577 (142-246)	Chuck Fusina	1977
19.	.576 (193-335)	Wally Richardson	1995
20.	.573 (146-255)	Mike McQueary	1997

CAREER COMPLETION PCT.

(Min. 200 attempts)

1.	.614 (833-1356)	Sean Clifford	2018-22
2.	.602 (444-738)	Daryll Clark	2006-09
3.	.593 (720-1215)	Trace McSorley	2015-18
4.	.574 (513-894)	Matt McGloin	2009-12
5.	.563 (370-657)	Kerry Collins	1991-94
6.	.561 (693-1235)	C. Hackenberg	2013-14
7.	.560 (606-1082)	Zack Mills	2001-04
8.	.560 (460-821)	Anthony Morelli	2004-07
9.	.559 (371-664)	Chuck Fusina	1975-78
10.	.557 (171-307)	Mike McQueary	1995-97

SEASON YARDS PER ATTEMPT

(Min. 100 attempts)

1.	10.1	Kerry Collins	1994
2.	9.4	John Hufnagel	1972
3.	9.3	Trace McSorley	2016
4.	9.0	Chuck Fusina	1977
5.	8.7	John Hufnagel	1971
	8.7	Mike McQueary	1997
7.	8.5	Tom Shuman	1973
	8.5	Tony Sacca	1991
9.	8.4	Trace McSorley	2017
10.	8.3	Sean Clifford	2019

CAREER YARDS PER ATTEMPT

(Min. 200 attempts)

1.	8.9	Mike McQueary	1995-97
2.	8.7	John Hufnagel	1970-72
3.	8.1	Chuck Fusina	1975-78
	8.1	Kerry Collins	1991-94
	8.1	Trace McSorley	2015-18
6.	7.9	Tom Shuman	1972-74
	7.9	Sean Clifford	2018-22
8.	7.8	Daryll Clark	2005-09
9.	7.5	Tom Sherman	1965-67
	7.5	Kevin Thompson	1996-98

SEASON YARDS PER COMPLETION

(Min. 100 attempts)

1.	17.7	John Hufnagel	1972
2.	16.6	Tom Shuman	1973
3.	16.1	Trace McSorley	2016
4.	15.6	Chuck Fusina	1977
5.	15.5	Tom Sherman	1967
6.	15.3	Tony Sacca	1990
7.	15.2	Kerry Collins	1994
	15.2	Tony Sacca	1988
9.	15.1	Mike McQueary	1997
10.	15.0	Todd Blackledge	1981

CAREER YARDS PER COMPLETION

(Min. 200 attempts)

1.	16.0	Mike McQueary	1995-97
2.	15.9	Tom Sherman	1965-67
3.	15.8	John Hufnagel	1970-72
4.	15.4	Tom Shuman	1972-74
5.	14.7	Doug Strang	1981-84
6.	14.6	Tony Sacca	1988-91
7.	14.5	Chuck Fusina	1975-78
8.	14.3	Kerry Collins	1991-94
9.	14.2	Michael Robinson	2002-05
10.	14.2	Tom Bill	1987-90

SEASON TOUCHDOWN PASS PCT.

(Min. 100 attempts)

1.	8.08	Tom Shuman	1973
2.	7.95	Kerry Collins	1994
3.	7.85	Kevin Thompson	1999
4.	7.53	Todd Blackledge	1982
5.	7.49	Trace McSorley	2016
6.	7.41	Pete Liske	1962
7.	7.35	John Hufnagel	1971
8.	7.34	Doug Strang	1983
9.	7.21	Sean Clifford	2019
10.	7.19	Tony Sacca	1991

CAREER TOUCHDOWN PASS PCT.

1.	9.14	Elwood Petchel	1946-48
2.	7.67	Tom Shuman	1972-74
3.	7.17	Mike McQueary	1994-97
4.	6.76	Galen Hall	1959-61
	6.76	Pete Liske	1961-63
6.	6.48	John Sacca	1992-93
7.	6.37	John Hufnagel	1970-72
8.	6.34	Sean Clifford	2018-22
9.	6.33	Trace McSorley	2015-18
10.	6.23	Todd Blackledge	1980-82

SEASON PASSING EFFICIENCY

(Min. 100 attempts)

1.	172.9	Kerry Collins	1994
2.	156.9	Trace McSorley	2016
3.	153.7	Trace McSorley	2017
4.	151.8	John Hufnagel	1971
5.	150.5	Sean Clifford	2022
6.	149.8	Tony Sacca	1991
7.	148.5	Sean Clifford	2019
8.	148.0	John Hufnagel	1972
9.	146.4	Chuck Fusina	1977
10.	145.0	Mike McQueary	1997

CAREER PASSING EFFICIENCY

(Min. 200 attempts)

1.	145.6	Mike McQueary	1994-97
2.	144.5	Trace McSorley	2015-18
3.	143.8	Sean Clifford	2018-22
4.	140.8	John Hufnagel	1970-72
5.	140.4	Daryll Clark	2006-09
6.	137.3	Kerry Collins	1991-94
7.	132.7	Chuck Fusina	1975-78
8.	128.3	Matt McGloin	2009-12
9.	128.0	Tom Shuman	1972-74
10.	127.7	Pete Liske	1961-63

SEASON INTERCEPTION PCT.

1.	1.12	Matt McGloin	2012
2.	1.46	Kerry Collins	1992
3.	1.67	Christian Hackenberg	2015
4.	1.71	Tony Sacca	1991
5.	1.79	Wally Richardson	1995
6.	1.86	Daryll Clark	2008
7.	1.94	John Sacca	1992
	1.94	Trace McSorley	2018
9.	1.96	John Shaffer	1986
10.	1.99	Sean Clifford	2022

CAREER INTERCEPTION PCT.

1.	2.02	Wally Richardson	1992, 94-96
2.	2.06	Trace McSorley	2015-18
3.	2.10	Matt McGloin	2009-12
4.	2.14	Anthony Morelli	2004-07
5.	2.17	Daryll Clark	2006-09
6.	2.29	Sean Clifford	2018-22
7.	2.31	John Sacca	1992-93
	2.31	Anthony Morelli	2004-07
9.	2.51	Christian Hackenberg	2013-15
10.	2.82	Pete Liske	1961-63

CAREER WINNING PERCENTAGE

AS A STARTING QB

(minimum 10 starts)

1.	1.000	22-0-0	Chuck Burkhart	1968-69
2.	.962	25-1-0	John Shaffer	1984-86
3.	.917	22-2-0	Tom Shuman	1972-74
4.	.897	26-3-0	John Hufnagel	1970-72
5.	.879	29-4-0	Todd Blackledge	1980-82
6.	.871	27-4-0	Chuck Fusina	1976-78
7.	.846	22-4-0	Daryll Clark	2006-09
8.	.808	21-5-0	Kerry Collins	1994-97
	.808	21-5-0	Wally Richardson	1992, 94-96
10.	.775	31-9-0	Trace McSorley	2015-18

SEASON 300-YD. PASSING GAMES

1.	5	Trace McSorley	2016
	5	Trace McSorley	2017
3.	4	Matt McGloin	2012
	4	Christian Hackenberg	2013
	4	Christian Hackenberg	2014
	4	Sean Clifford	2021
7.	2	Kerry Collins	1994
	2	Daryll Clark	2009
	2	Matt McGloin	2010
	2	Sean Clifford	2019
--	1	Drew Allar	2023

CAREER 300-YD. PASSING GAMES

1.	10	Trace McSorley	2015-18
2.	9	Christian Hackenberg	2013-15
3.	8	Sean Clifford	2018-22
4.	6	Matt McGloin	2009-12
5.	4	Kerry Collins	1991-94
--	1	Drew Allar	2022-pres.

SEASON 200-YD. PASSING GAMES

1.	11	Matt McGloin	2012
	11	Trace McSorley	2016
	11	Trace McSorley	2017
4.	10	Kerry Collins	1994
5.	9	Christian Hackenberg	2013
6.	8	Daryll Clark	2009
	8	Sean Clifford	2021
	8	Sean Clifford	2022
9.	7	Todd Blackledge	1982
	7	Michael Robinson	2005
	7	Anthony Morelli	2007
--	3	Drew Allar	2023

RECORD WATCH

CAREER 200-YD. PASSING GAMES

1.	28	Trace McSorley	2015-18
2.	27	Sean Clifford	2018-22
3.	21	Christian Hackenberg	2013-15
4.	18	Matt McGloin	2009-12
5.	16	Kerry Collins	1991-94
6.	16	Zack Mills	2001-04
7.	14	Darryll Clark	2006-09
8.	11	Chuck Fusina	1975-78
9.	11	Tony Sacca	1988-91
10.	11	Anthony Morelli	2004-07
--	3	Drew Allar	2022-pres.

RECEIVING

CAREER RECEIVING YARDAGE

1.	3,026	Bobby Engram	1991, 93-95
2.	2,842	DaeSean Hamilton	2014-17
3.	2,771	Deon Butler	2005-08
4.	2,757	Jahan Dotson	2018-21
5.	2,479	Allen Robinson	2011-13
6.	2,421	Chris Godwin	2014-16
7.	2,395	Derek Moyer	2008-11
8.	2,015	Jordan Norwood	2005-08
9.	2,008	Bryant Johnson	1999-2002
10.	2,006	Kenny Jackson	1980-83
11.	1,988	O.J. McDuffie	1988-92
12.	1,920	Parker Washington	2020-22
13.	1,894	Joe Jurevicius	1994-97
14.	1,837	Jack Curry	1965-67
15.	1,825	Terry Smith	1988-91
16.	1,743	Derrick Williams	2005-08
17.	1,702	Tony Johnson	2000-03
18.	1,658	KJ Hamler	2018-19
19.	1,520	Freddie Scott	1993-95
20.	1,481	Mike Gesicki, TE	2014-17
21.	1,437	Chafie Fields	1996-99
22.	1,343	Ted Kwalick, TE	1966-68
23.	1,268	KeAndre Lambert-Smith	2020-pres.
24.	1,263	Scott Fitzkee	1975-78
25.	1,245	DeAndre Thompkins	2015-18

SEASON RECEIVING YARDAGE

1.	1,432	Allen Robinson	2013
2.	1,182	Jahan Dotson	2021
3.	1,101	Chris Godwin	2015
4.	1,084	Bobby Engram	1995
5.	1,029	Bobby Engram	1994
6.	1,018	Allen Robinson	2012
7.	982	Chris Godwin	2016
8.	977	O.J. McDuffie	1992
9.	973	Freddie Scott	1994
10.	917	Bryant Johnson	2002
11.	904	KJ Hamler	2019
12.	899	DaeSean Hamilton	2014
13.	885	Derek Moyer	2010
14.	884	Jahan Dotson	2020
15.	873	Bobby Engram	1993

CAREER RECEIVING TDs

1.	31	Bobby Engram	1991, 93-95
2.	25	Kenny Jackson	1980-83
3.	25	Jahan Dotson	2018-21
4.	22	Deon Butler	2005-08
5.	18	Derek Moyer	2008-11
6.	18	Chris Godwin	2014-16
7.	18	DaeSean Hamilton	2014-17
8.	17	Allen Robinson	2011-13
9.	16	O.J. McDuffie	1988-92
10.	16	Pat Freiermuth, TE	2018-20
11.	15	Terry Smith	1988-91
12.	15	Joe Jurevicius	1994-97
13.	15	Mike Gesicki, TE	2014-17
14.	13	Jordan Norwood	2005-08
15.	13	KJ Hamler	2018-19

SEASON RECEIVING TDs

1.	13	Bobby Engram	1993
2.	12	Jahan Dotson	2021
3.	11	Bobby Engram	1995
4.	11	Allen Robinson	2012
5.	11	Chris Godwin	2016
6.	10	Joe Jurevicius	1997
7.	9	O.J. McDuffie	1992
8.	9	Freddie Scott	1994
9.	9	Deon Butler	2005
10.	9	Mike Gesicki	2017
11.	9	DaeSean Hamilton	2017
12.	8	Terry Smith	1991
13.	8	Derek Moyer	2010
14.	8	Pat Freiermuth	2018
15.	8	KJ Hamler	2019
16.	8	Jahan Dotson	2020
--	2	KeAndre Lambert-Smith	2023

CAREER RECEPTIONS

1.	214	DaeSean Hamilton	2014-17
2.	183	Jahan Dotson	2018-21
3.	179	Deon Butler	2005-08
4.	177	Allen Robinson	2011-13
5.	167	Bobby Engram	1991, 93-95
6.	161	Derrick Williams	2005-08
7.	158	Jordan Norwood	2005-08
8.	154	Chris Godwin	2014-16
9.	146	Parker Washington	2020-22
10.	144	Derek Moyer	2008-11
11.	129	Mike Gesicki, TE	2014-17
12.	125	O.J. McDuffie	1988-92
13.	117	Jack Curry	1965-67
14.	110	Bryant Johnson	1999-2002
15.	109	Kenny Jackson	1980-83

SEASON RECEPTIONS

1.	97	Allen Robinson	2013
2.	91	Jahan Dotson	2021
3.	82	DaeSean Hamilton	2014
4.	77	Allen Robinson	2012
5.	69	Chris Godwin	2015
6.	64	Parker Washington	2021
7.	63	O.J. McDuffie	1992
8.	63	Bobby Engram	1995
9.	59	Chris Godwin	2016
10.	57	Mike Gesicki, TE	2017
11.	56	KJ Hamler	2019
12.	55	Terry Smith	1991
13.	55	Derrick Williams	2007
14.	55	Geno Lewis	2014
15.	54	Juwan Johnson	2017
16.	54	Saquon Barkley, RB	2017

CAREER 100-YD. RECEIVING GAMES

1.	16	Bobby Engram	1991, 93-95
2.	11	Jahan Dotson	2018-21
3.	10	Allen Robinson	2011-13
4.	9	Joe Jurevicius	1994-97
5.	9	Chris Godwin	2014-16
6.	9	DaeSean Hamilton	2014-17
7.	8	Bryant Johnson	1999-2002
8.	7	O.J. McDuffie	1988-92
9.	6	Kenny Jackson	1980-83
10.	6	Freddie Scott	1993-95
11.	6	Deon Butler	2005-08
12.	6	Derek Moyer	2008-11
--	2	KeAndre Lambert-Smith	2020-pres.

SEASON 100-YD. RECEIVING GAMES

1.	8	Allen Robinson	2013
2.	6	Bobby Engram	1993
3.	6	Bobby Engram	1995
4.	5	O.J. McDuffie	1992
5.	5	Freddie Scott	1994
6.	5	Joe Jurevicius	1996
7.	5	Bryant Johnson	2001
8.	5	Chris Godwin	2015
9.	5	Jahan Dotson	2020
10.	5	Jahan Dotson	2021
11.	4	Five times, Most recently by:	
12.	4	KJ Hamler	2019

TOTAL OFFENSE

CAREER TOTAL OFFENSE

	Yards	Rush	Pass	
1.	11,734	1,073	10,661	Sean Clifford 2018-22
2.	11,596	1,697	9,899	Trace McSorley 2015-18
3.	8,215	-242	8,457	Christian Hackenberg 2013-15
4.	7,796	584	7,212	Zack Mills 2001-04
5.	6,361	619	5,742	Darryll Clark 2006-09
6.	6,325	-65	6,390	Matt McGloin 2009-12
7.	6,000	131	5,869	Tony Sacca 1988-91
8.	5,300	-4	5,304	Kerry Collins 1991-94
9.	5,168	1,637	3,531	Michael Robinson 2002-05
10.	5,162	-220	5,382	Chuck Fusina 1975-78
11.	5,154	-121	5,275	Anthony Morelli 2004-07
12.	4,911	99	4,812	Todd Blackledge 1980-82
13.	4,212	667	3,545	John Hufnagel 1970-72
14.	4,182	-237	4,419	Wally Richardson 1992, 94-96
15.	3,932	3932	0	Evan Royster 2007-10

SEASON TOTAL OFFENSE

	Yards	Rush	Pass	
1.	4,061	491	3,570	Trace McSorley 2017
2.	3,979	212	3,614	Trace McSorley 2016
3.	3,328	798	2,530	Trace McSorley 2018
4.	3,270	163	3,107	Sean Clifford 2021
5.	3,220	-51	3,271	Matt McGloin 2012
6.	3,214	211	3,003	Darryll Clark 2009
7.	3,156	806	2,350	Michael Robinson 2005
8.	3,056	402	2,654	Sean Clifford 2019
9.	2,998	176	2,822	Sean Clifford 2022
10.	2,887	-68	2,955	Christian Hackenberg 2013
11.	2,883	-94	2,977	Christian Hackenberg 2014
12.	2,874	282	2,592	Darryll Clark 2008
13.	2,660	-19	2,679	Kerry Collins 1994
14.	2,638	-13	2,651	Anthony Morelli 2007
15.	2,618	201	2,417	Zack Mills 2002
16.	2,445	-80	2,525	Christian Hackenberg 2015
17.	2,427	-61	2,488	Tony Sacca 1991
18.	2,336	-88	2,424	Anthony Morelli 2006
19.	2,316	315	2,001	Rashard Casey 2000
20.	2,218	335	1,883	Sean Clifford 2020
21.	2,201	162	2,039	John Hufnagel 1972
22.	2,191	-27	2,218	Todd Blackledge 1982
23.	2,184	-27	2,211	Mike McQueary 1997
24.	2,168	-53	2,221	Chuck Fusina 1977
25.	2,087	2,087	0	Larry Johnson 2002
26.	2,077	-121	2,198	Wally Richardson 1995
27.	2,003	137	1,866	Tony Sacca 1990

GAME TOTAL OFFENSE

	Yards	Rush	Pass	
1.	461	175	286	T. McSorley vs. Ohio State 2018
2.	456	2	454	C. Hackenberg vs. UCF 2014
3.	452	54	398	S. Clifford at Maryland 2019
4.	418	138	280	Z. Mills vs. Ohio State 2001
5.	408	73	335	T. McSorley vs. Minnesota 2016
6.	402	60	342	T. McSorley vs. Washington 2017
7.	398	19	379	M. Robinson vs. Wisconsin 2003
8.	393	-8	401	S. Clifford vs. Villanova 2021
9.	389	-10	399	Z. Mills vs. Iowa 2002
10.	389	13	376	T. McSorley vs. Michigan St. 2016
11.	383	2	381	T. McSorley at Michigan St. 2017
12.	379	39	340	S. Clifford at Minnesota 2019
13.	371	0	371	C. Hackenberg vs. Boston Coll. 2014
14.	371	46	325	T. McSorley vs. Nebraska 2017
15.	370	4	366	M. McQueary vs. Pittsburgh 1997
16.	369	67	302	R. Casey vs. Iowa 2000
17.	366	26	340	S. Clifford vs. Maryland 2020
18.	364	-20	384	T. McSorley vs. Wisconsin 2016
19.	363	92	271	J. Hufnagel at Boston College 1972
20.	363	125	238	M. Robinson vs. Wisconsin 2005
21.	363	-32	395	M. McGloin vs. Indiana 2012

CAREER TDs RESPONSIBLE FOR

1.	107	Trace McSorley	2015-18
2.	101	Sean Clifford	2018-22
3.	65	Darryll Clark	2006-09
4.	55	Christian Hackenberg	2013-15
5.	54	Saquon Barkley	2015-17
6.	53	Zack Mills	2001-04
7.	53	Matt McGloin	2009-12
8.	51	Todd Blackledge	1980-82
9.	47	Tony Sacca	1988-91
10.	46	Michael Robinson	2002-05

SEASON TDs RESPONSIBLE FOR

1.	39	Trace McSorley	2017
2.	36	Trace McSorley	2016
3.	31	Darryll Clark	2009
4.	30	Trace McSorley	2018
5.	29	Lydell Mitchell	1971
6.	29	Darryll Clark	2008
7.	29	Matt McGloin	2012
8.	29	Sean Clifford	2022
9.	28	Michael Robinson	2005
10.	28	Sean Clifford	2019
11.	25	Todd Blackledge	1982
12.	25	Tony Sacca	1991
13.	24	Christian Hackenberg	2013
14.	24	Doug Strang	1983
15.	24	Saquon Barkley	2017

SEASON TOTAL OFFENSE YARDS PER PLAY

1.	9.64	Kerry Collins	1994
2.	8.19	Tom Shuman	1973
3.	7.88	Chuck Fusina	1977
4.	7.77	Ki-Jana Carter	1994
5.	7.70	Larry Johnson	2002
6.	7.47	Trace McSorley	2016
7.	7.18	Darryll Clark	2008
8.	7.13	Sean Clifford	2022
9.	7.12	John Hufnagel	1971
10.	7.11	Trace McSorley	2017

CAREER TOTAL OFFENSE YARDS PER PLAY

1.	7.42	Kerry Collins	1991-94
2.	7.34	Mike McQueary	1995-97
3.	7.16	Ki-Jana Carter	1992-94
4.	6.92	Tom Shuman	1972-74
5.	6.87	Trace McSorley	2015-18
6.	6.85	Darryll Clark	2005-09
7.	6.72	Sean Clifford	2018-22
8.	6.66	John Hufnagel	1970-72
9.	6.59	Chuck Fusina	1975-78
10.	6.42	Larry Johnson	1998-2002

ALL-PURPOSE

SEASON ALL-PURPOSE YARDAGE

1.	2,655	Larry Johnson	2002
2.	2,329	Saquon Barkley	2017
3.	1,972	Saquon Barkley	2016
4.	1,831	O.J. McDuffie	1992
5.	1,772	Blair Thomas	1987
6.	1,754	Lydell Mitchell	1971
7.	1,743	Ki-Jana Carter	1994
8.	1,645	Tony Hunt	2006
9.	1,607	John Cappelletti	1973
10.	1,586	KJ Hamler	2019
11.	1,578	Curtis Enis	1997
12.	1,535	Blair Thomas	1989
13.	1,501	Curtis Enis	1996
14.	1,495	Nicholas Singleton	2022
15.	1,475	Rodney Kinlaw	2007

GAME ALL-PURPOSE YARDAGE

1.	358	Saquon Barkley at Iowa	2017
2.	341	Curt Warner at Syracuse	1981
3.	327	Larry Johnson at Indiana	2002
4.	306	Saquon Barkley vs. USC	2016
5.	302	Harry Wilson vs. Navy	1923
6.	297	Larry Johnson vs. Illinois	2002
7.	295	Bob Campbell at Navy	1967
8.	289	Larry Johnson vs. Michigan State	2002
9.	282	Gary Hayman vs. NC State	1973
	282	Stephen Pitts vs. Iowa	1995

RECORD WATCH

KICKING

CAREER FIELD GOALS			
1.	78	Kevin Kelly	2005-08
2.	54	Sam Ficken	2011-14
3.	50	Craig Fayak	1990-93
4.	49	Jake Pinegar	2018-22
5.	47	Travis Forney	1996-99
6.	45	Brett Conway	1993-96
7.	40	Massimo Manca	1982, 84-86
8.	39	Matt Bahr	1976-78
	39	Robbie Gould	2001-04
	39	Tyler Davis	2015-17

CAREER FIELD GOAL ATTEMPTS			
1.	107	Kevin Kelly	2005-08
2.	80	Craig Fayak	1990-93
3.	75	Sam Ficken	2011-14
4.	67	Jake Pinegar	2018-22
5.	63	Chris Bahr	1973-75
6.	63	Travis Forney	1996-99
7.	61	Matt Bahr	1976-78
	61	Brett Conway	1993-96
	61	Robbie Gould	2002-04
10.	59	Massimo Manca	1982, 84-86

SEASON FIELD GOAL PCT.			
1.	91.7	Tyler Davis	2016
	91.7	Jake Pinegar	2019
3.	83.3	Kevin Kelly	2008
4.	82.8	Sam Ficken	2014
5.	82.6	Ray Tarasi	1989
6.	82.4	Anthony Fera	2011
7.	81.5	Matt Bahr	1978
8.	81.0	Nick Gancitano	1983
9.	80.8	Travis Forney	1999
	80.8	Massimo Manca	1985

CAREER FIELD GOAL PCT.			
1.	79.6	Tyler Davis	2015-17
2.	77.6	Nick Gancitano	1981-84
3.	75.0	Collin Wagner	2006-10
4.	74.6	Travis Forne	1996-99
5.	73.8	Brett Conway	1993-96
6.	73.1	Jake Pinegar	2018-22
7.	72.9	Kevin Kelly	2005-08
8.	72.0	Sam Ficken	2011-14
9.	69.0	Herb Menhardt	1976, 78-80
10.	67.8	Massimo Manca	1982, 84-86

LONGEST FIELD GOALS			
1.	57	Jordan Stout vs. Pitt	2019
2.	55	Chris Bahr at Temple	1975
	55	Chris Bahr at Ohio State	1975
	55	Chris Bahr at Syracuse	1975
5.	54	Herb Menhardt at NC State	1979
	54	Sam Ficken vs. Kent State	2013
7.	53	Massimo Manca vs. Notre Dame	1985
	53	Kevin Kelly vs. Iowa	2007
	53	Jordan Stout vs. Idaho	2019
10.	52	Chris Bahr vs. West Virginia	1975
	52	Eric Etze at Notre Dame	1988
	52	Brett Conway vs. Temple	1996
	52	Kevin Kelly at Syracuse	2008
	52	Jordan Stout vs. Michigan	2021
14.	51	Pete Mauthe at Pittsburgh	1912
	51	Brett Conway vs. Michigan	1995
	51	Ryan Primanti vs. Illinois	2000
	51	Robbie Gould at Wisconsin	2002
18.	50	Chris Bahr at Syracuse	1973
	50	Chris Bahr at Pittsburgh	1974
	50	Matt Bahr vs. Syracuse	1978
	50	Massimo Manca vs. Alabama	1985
	50	Massimo Manca vs. Notre Dame	1985
	50	Craig Fayak at Alabama	1990
	50	Travis Forney at Minnesota	1998
	50	Robbie Gould vs. Virginia	2002
	50	Kevin Kelly at Wisconsin	2008
	50	Sam Ficken vs. Temple	2014
	50	Jordan Stout vs. Ohio State	2020
	50	Jordan Stout vs. Indiana	2021
	50	Jake Pinegar at Indiana	2022
	50	Jake Pinegar vs. Maryland	2022

SEASON EXTRA POINTS MADE			
1.	71	Tyler Davis	2017
2.	62	Brett Conway	1994
	62	Tyler Davis	2016
4.	60	Kevin Kelly	2008
5.	59	Al Vitiello	1971
6.	57	Jake Pinegar	2022
7.	56	Jake Pinegar	2019
8.	53	Jake Pinegar	2018
9.	49	Kevin Kelly	2005
10.	46	Collin Wagner	2009

CAREER EXTRA POINTS MADE			
1.	195	Jake Pinegar	2018-22
2.	183	Kevin Kelly	2005-08
3.	144	Tyler Davis	2015-17
4.	141	Brett Conway	1993-96
5.	132	Craig Fayak	1990-93
6.	117	Travis Forney	1996-99
7.	115	Robbie Gould	2002-04
8.	109	Sam Ficken	2011-14
9.	98	Al Vitiello	1971-72
10.	86	Massimo Manca	1982, 84-86

CAREER PAT PCT.			
(Min. 50 Attempts)			
1.	100.0 (59-59)	Herb Menhardt	1976, 78-80
	100.0 (85-85)	Collin Wagner	2006-10
	100.0 (144-144)	Tyler Davis	2015-17
4.	99.3 (141-142)	Brett Conway	1993-96
5.	98.9 (183-185)	Kevin Kelly	2005-08
6.	98.9 (86-87)	Massimo Manca	1982, 84-86
7.	97.3 (109-112)	Sam Ficken	2011-14
8.	96.7 (117-121)	Travis Forney	1996-99
9.	96.5 (195-202)	Jake Pinegar	2018-22
10.	96.2 (76-79)	Nick Gancitano	1981-84

PUNTING

PUNT AVERAGE, CAREER			
(Min. 50 punts)			
1.	44.54	Jordan Stout	2019-21
2.	44.28	Barney Amor	202
3.	43.13	Jeremy Boone	2007-09
4.	43.03	Blake Gillikin	2016-19
5.	43.00	George Reynolds	1980-83
6.	41.84	Pat Pidgeon	1996-99
7.	41.79	Ralph Giacomarro	1979-82
8.	41.74	Jeremy Kapinos	2003-06
9.	41.73	Anthony Fera	2008-11
10.	40.50	Chris Clauss	1987

PUNT AVERAGE, SEASON			
(Min. 30 punts)			
1.	46.01	Jordan Stout	2021
2.	44.28	Barney Amor	2022
3.	43.95	Blake Gillikin	2018
4.	43.55	Ralph Giacomarro	1981
5.	43.32	Jeremy Boone	2009
6.	43.31	Ralph Giacomarro	1980
7.	43.15	Blake Gillikin	2017
8.	43.03	Jeremy Boone	2008
9.	43.02	Jeremy Boone	2007
10.	42.92	John Bruno Jr.	1985

RETURNS

LONGEST PUNT RETURNS			
1.	100	Jim Boring vs. Johns Hopkins	1933
2.	92	Mark Robinson vs. Rutgers	1982
3.	90	Bruce Branch vs. Indiana	1999
4.	85	Wally Triplett vs. West Virginia	1948
	85	Mike Guman at West Virginia	1978
6.	84	O.J. McDuffie at Syracuse	1989
7.	83	Gary Hayman vs. NC State	1973
8.	81	Bryant Johnson vs. Michigan State	2002
	81	Jahan Dotson vs. Michigan State	2020

LONGEST KICKOFF RETURNS			
1.	101	Chuck Peters vs. NYU	1940
2.	100	Fritz Barrett vs. Carnegie Tech	1910
	100	Roger Kochman vs. Syracuse	1959
	100	Rich Mauti at Temple	1975
	100	Chaz Powell vs. Youngstown State	2010
	100	Lamont Wade vs. Illinois	2020
	100	Nicholas Singleton at Rutgers	2022
8.	98	Thomas Evans vs. Marshall	1930
	98	Gary Hayman at Maryland	1973
	98	Saquon Barkley vs. Indiana	2017

KICK RETURN AVERAGE, CAREER			
(Min. 15 returns)			
1.	29.6	Larry Joe	1946-48
2.	28.8	Curt Warner	1979-82
3.	28.4	Charlie Pittman	1967-69
4.	27.8	Saquon Barkley	2015-17
5.	26.9	Gary Hayman	1972-73
6.	26.3	Blair Thomas	1985-87, 89
7.	25.7	Roger Kochman	1959-62
8.	25.6	Chaz Powell	2008-11
9.	24.6	Lydell Mitchell	1969-71
10.	23.6	Nicholas Singleton	2022-pres.

SCORING

CAREER SCORING							
Points	TD	PAT	FG				
1.	425	1	*183	78	Kevin Kelly	2005-08	
2.	342	0	195	49	Jake Pinegar	2018-22	
3.	318	53	0	0	Saquon Barkley	2015-17	
4.	282	0	132	50	Craig Fayak	1990-93	
5.	276	0	141	45	Brett Conway	1993-96	
6.	271	0	109	54	Sam Ficken	2011-14	
7.	261	0	144	39	Tyler Davis	2015-17	
8.	258	0	117	47	Travis Forney	1996-99	
9.	246	41	0	0	Lydell Mitchell	1969-71	
10.	232	0	115	39	Robbie Gould	2001-04	

*2-pt conversion run; **2-pt conversion reception

SEASON SCORING							
Points	TD	PAT	FG				
1.	174	29	0	0	Lydell Mitchell	1971	
2.	140	23	**0	0	Larry Johnson	2002	
3.	138	23	0	0	Ki-Jana Carter	1994	
	138	23	0	0	Saquon Barkley	2017	
5.	132	22	0	0	Saquon Barkley	2016	
6.	128	0	62	22	Tyler Davis	2016	
7.	122	20	**0	0	Curtis Enis	1997	
8.	120	0	60	20	Kevin Kelly	2008	
9.	119	11	—	—	Pete Mauthe	1909	
10.	116	19	*0	0	Richie Anderson	1992	
11.	110	1	44	20	Kevin Kelly	2007	
12.	107	0	44	21	Travis Forney	1999	
13.	102	17	0	0	John Cappelletti	1973	
14.	101	0	53	16	Jake Pinegar	2018	
15.	100	0	28	24	Sam Ficken	2014	

DEFENSE

SEASON TACKLES FOR LOSS			
(Since 1975)			
1.	29.0	Courtney Brown	1999
2.	24.0	Terry Killens	1995
3.	23.0	Larry Rubin	1979
	23.0	Courtney Brown	1998
	23.0	Michael Haynes	2002
6.	21.5	Maurice Evans	2007
7.	21.0	Tyoka Jackson	1993
8.	20.0	Bruce Clark	1978
	20.0	Todd Atkins	1994
	20.0	LaVar Arrington	1999
	20.0	Aaron Maybin	2008
	20.0	Yetur Gross-Matos	2018
13.	19.5	Carl Nassib	2015
14.	18.0	Willie Smith	1994
	18.0	Todd Atkins	1995
	18.0	Brandon Noble	1996
	18.0	Brad Sciolli	1998
	18.0	Justin Kurpekis	2000

SEASON SACKS			
(Since 1975)			
1.	15.5	Carl Nassib	2015
2.	15.0	Larry Rubin	1978
	15.0	Michael Haynes	2002
4.	13.5	Courtney Brown	1999
5.	12.5	Maurice Evans	2007
6.	12.0	Larry Rubin	1978
	12.0	Aaron Maybin	2008
8.	11.5	Shane Conlan	1983
	11.5	Courtney Brown	1998
10.	11.0	Mark D'Onofrio	1989
	11.0	Terry Killens	1995
	11.0	Tamba Hali	2005

CAREER INTERCEPTIONS			
1.	19	Neal Smith	1967-69
2.	15	Pete Harris	1976-78, 80
	15	Darren Perry	1988-91
4.	13	Kim Herring	1993-96
5.	12	Junior Powell	1961-63
	12	Derek Bochna	1990-93
	12	Brian Miller	1993-96
	12	Alan Zemaitis	2002-05
	12	Anthony Scirrotto	2005-08
10.	11	Don Eyer	1951-53
	11	Dennis Onkotz	1967-69

SEASON INTERCEPTIONS			
1.	10	Neal Smith	1969
	10	Pete Harris	1978
3.	8	Don Eyer	1952
	8	Jack Sherry	1952
	8	Neal Smith	1968
6.	7	Milt Plum	1956
	7	Dick Gingrich	1965
	7	Darren Perry	1990
	7	Kim Herring	1996
10.	6	11 Times, Last:	
		Ji'Ayir Brown	2021

LONGEST INTERCEPTION RETURNS			
1.	99*	Michael Mauti at Illinois	2012
2.	98	Wayne Berfield at Boston	1958
3.	91	Mark Robinson at Pittsburgh	1981
4.	90*	Alan Zemaitis at Purdue	2003
5.	87	Ji'Ayir Brown at Maryland	2021
6.	85	Tom Silvano vs. Gettysburg	1934
	85	Scott Radevic at West Virginia	1982
8.	83	Yaacov Yisrael at Iowa	2003
9.	82	Coop French at Penn	1929
	82*	Pete Cerkendall vs. Maryland	1986

CAREER PASSES DEFENDED					
	PD	PBU	INT		
1.	76	64	12	Derek Bochna	1990-93
2.	60	48	12	Brian Miller	1993-96
3.	52	37	15	Darren Perry	1988-91
4.	51	43	8	Leon Humphries	1988-91
5.	46	34	12	Alan Zemaitis	2002-05
6.	44	35	9	Duffy Cobbs	1983-86
7.	42	34	8	Lee Rubin	1990-93
	42	29	13	Kim Herring	1993-96
9.	41	33	8	David Macklin	1996-99
10.	39	34	5	Willie Thomas	1987-90
11.	37	30	7	John Reid	2015-19
12.	36	27	9	Sherrod Raining	1986-89
13.	33	30	3	Shelly Hammonds	1990-93
14.	31	28	3	Reggie Givens	1988-92
	31	26	5	Eddie Johnson	1985-88
	31	29	2	Mark Tate	1993-96
--	27	24	3	Kalen King	2021-pres.



38

GAME 1
PENN STATE VS. WEST VIRGINIA

15



BEAVER STADIUM | NBC | 9/2/23 | 110,747



SCORING SUMMARY

	1	2	3	4	OT	F
WVU	0	7	0	8	-	15
PSU	7	7	7	17	-	38
1st	10:13	PSU	4-94/1:56/7-0			
		Lambert-Smith, KeAndre	72 yd pass from Allar, Drew (Sahaydak kick)			
2nd	14:14	WVU	9-69/4:17/7-7			
		Donaldson, CJ	1 yd rush (Hayes kick)			
	9:10	PSU	10-81/4:59/14-7			
		Singleton, Nicholas	2 yd rush (Sahaydak kick)			
3rd	8:36	PSU	7-56/3:26/21-7			
		Lambert-Smith, KeAndre	12 yd pass from Allar, Drew (Felkins kick)			
4th	14:57	PSU	9-65/2:57/24-7			
		Felkins, Alex	25 yd field goal			
	7:32	PSU	5-42/2:54/31-7			
		McClain, Malik	25 yd pass from Allar, Drew (Felkins kick)			
	3:34	WVU	10-75/3:58/31-15			
		Greene, Garrett	1 yd rush (Donaldson pass from Greene)			
	0:06	PSU	9-46/3:24/38-15			
		Pribula, Beau	5 yd rush (Felkins kick)			

TEAM STATS

	WVU	PSU
First Downs	17	27
Rushing Yards	146	146
Passing Yards	162	332
Passing (C-A-Int)	16-27-0	22-30-0
Total Offense	308	478
Plays	67	65
Fumbles (#-Lost)	0-0	0-0
Penalties (#-Yards)	5-55	1-5
Possession Time	31:16	28:44
3rd-Down Conv.	4-14	3-9
Red Zone	2-2	4-5
Touchdowns	2	5
Field goals	0	1

OTHER

Time of Game	3:13
Penn State	1-0, 0-0 Big Ten
West Virginia	0-1, 0-0 Big 12

GAME RECAP

UNIVERSITY PARK, Pa. - No. 7 Penn State defeated West Virginia, 38-15, in front of 110,747 fans, the fourth-largest crowd in Beaver Stadium history and the largest in a home opener. The Nittany Lions outscored the Mountaineers, 24-8, in the second half to pull away for the season-opening victory.

Drew Allar shined in his first game as Penn State's starting quarterback, completing 21 of his 29 pass attempts and finishing with 325 passing yards, three touchdowns and no interceptions. Allar and wide receiver KeAndre Lambert-Smith proved to be a strong connection all night, including a 72-yard touchdown on Penn State's opening possession of the game, the longest pass of Allar's career. Lambert-Smith tallied 123 receiving yards and a career-best two touchdown grabs on four catches.

The Nittany Lions totaled 478 yards of offense (332 passing, 146 rushing) in the well-balanced attack. The dynamic running back duo of Nicholas Singleton and Kaytron Allen combined for 121 yards (70 for Singleton, 51 for Allen). Singleton scored a rushing touchdown in the second quarter, highlighting his solid day on the ground. Malik McClain gained 58 yards and caught a touchdown and Harrison Wallace III added 72 yards on a team-high seven receptions to round out the receiving corps. Quarterback Beau Pribula scored his first collegiate touchdown with a five-yard run in the final seconds of the fourth quarter.

The Penn State defense held West Virginia's offense to just 15 points and 310 total yards, allowing the Mountaineers to convert only four of their 14 third-down attempts. The Nittany Lions made three fourth-down stops during the game and held West Virginia's passing attack to just 167 yards through the air.

Linebackers Dominic DeLuca, Curtis Jacobs and Abdul Carter each recorded one sack apiece. Jacobs accumulated a team-best 10 tackles, while linebacker Kobe King notched five. Zakee Wheatley, Jaylen Reed and Cam Miller made four stops each.

HOW IT HAPPENED

Penn State forced a West Virginia punt on the opening drive of the ball game. The Penn State offense stepped up right away, capping off its first drive of the season with a 72-yard catch-and-run from Allar to Lambert-Smith.

West Virginia got on the board at the 14:14 mark of the second quarter, tying the game, 7-7. The Mountaineers scored on a 1-yard touchdown run by CJ Donaldson. The scoring drive went 69 yards on nine plays.

The Nittany Lions responded immediately, constructing a 10-play, 81-yard touchdown drive to retake a 14-7 advantage. Singleton put the Nittany Lions up on a 2-yard run. The Nittany Lions went into the break up 14-7.

Lambert-Smith hauled in his second touchdown of the ballgame for the first score of the second half. The 12-yard score put Penn State up 21-7 with 8:36 left in the third quarter. The Nittany Lions' scoring drive lasted 3:26 as the offense used seven plays to march 56 yards into the end zone.

The Nittany Lion defense forced a turnover on downs on the next drive and the offense capitalized with a 25-yard field goal by Alex Felkins to extend the lead to 24-7.

Penn State's offense scored two more touchdowns in the final frame to put the game out of reach for the Mountaineers.

The first came on a 25-yard touchdown pass to McClain from Allar.

West Virginia cuts its deficit to 31-15 with 3:34 left in the game as Garrett Greene scored on a 1-yard run and then connected with Donaldson on a successful two-point conversion.

The final score was on Pribula's first career touchdown, a 5-yard quarterback keeper.

INDIVIDUAL STATISTICS

RUSHING (ATT-YDS-TD)

West Virginia-Donaldson, CJ 18-81-1; Greene, Garrett 15-71-1; Anderson, Jaylen 5-7; Marchiol, Nicco 1-(-11); TEAM 1-(-2).
Penn State-Singleton, Nicholas 13-70-1; Allen, Kaytron 10-51; Pribula, Beau 3-18-1; Potts, Trey 5-6; Allar, Drew 4-1.

PASSING (CMP-ATT-TD-INT-YDS)

West Virginia-Greene, Garrett 16-27-0-0-162; Marchiol, Nicco 0-0-0-0-0.
Penn State-Allar, Drew 21-29-3-0-325; Pribula, Beau 1-1-0-0-7.

Notes

- Penn State improved to 49-9-2 all-time against West Virginia, including wins in five-straight matchups and 33 of the last 35 contests.
- Penn State is now 122-13-1 all-time in home openers and 113-22-2 all-time in season openers.
- Penn State improved to 75-18-2 all-time against the current members of the Big 12.
- Penn State welcomed 110,747 fans to Beaver Stadium, marking the fourth-highest crowd in its history and largest in a home opener.
- Penn State scored on its opening drive on a 72-yard touchdown pass by Drew Allar to KeAndre Lambert-Smith.
- The Nittany Lions scored on their opening drive of the season for the first time since 2020 at Indiana.
- Allar became the first Penn State quarterback to throw for at least 300 yards in a season opener since Christian Hackenberg's 454 passing yards against UCF in 2014.
- Allar was the first Penn State quarterback to throw for at least 300 yards in his first career start since Michael Robinson threw for 379 yards vs. Wisconsin in 2003.
- Allar set career highs for completions (21), attempts (29), passing yards (325) and passing touchdowns (3).
- Allar's 300 passing yards and three passing touchdowns marked the 25th time at Penn State quarterback has done that in a game.
- RB Nicholas Singleton scored on a 2-yard run in the second quarter. It was his 13th career rushing touchdown.
- Lambert-Smith earned his second career 100-yard receiving game. He finished the night with 123 yards and two touchdowns.
- The junior upped his career touchdown receptions of 70+ yards to three, joining his 83-yard touchdown against Villanova in 2021 and his 88-yard touchdown reception against Utah in the 2023 Rose Bowl.
- WR Malik McClain hauled in a 25-yard touchdown reception in the fourth quarter for his sixth career touchdown catch.
- The Nittany Lions stopped West Virginia on three fourth-down conversion attempts.
- LB Curtis Jacobs finished the game with 10 tackles. He recorded double-digit tackles in a game for the third time in his career.
- K Alex Felkins converted a 25-yard field goal in the fourth quarter and also hit two extra-points for his first points as a Nittany Lion.

TOP RECEIVERS (REC-YDS-TD)

West Virginia-Kpogba, Lee 7-6-13; Bishop Jr., Beanie 5-2-7; Lathan, Trey 3-3-6; Bartlett, Jared 4-1-5; Wilson, Anthony 2-3-5; Wilson-Lamp, Andrew 4-0-4; McLaurin, Hershey 3-0-3; Martin, Sean 3-0-3; Miller, Montre 3-0-3; Ruffin, Malachi 2-1-3.
Penn State-Wallace III, Harrison 7-72; Lambert-Smith, KeAndre 4-123-2; McClain, Malik 4-58-1; Clifford, Liam 2-25; Cephas, Dante 1-22; Allen, Kaytron 1-15; Warren, Tyler 1-9; Singleton, Nicholas 1-1.

TOP TACKLERS (UA-A-T)

West Virginia-Kpogba, Lee 7-6-13; Bishop Jr., Beanie 5-2-7; Lathan, Trey 3-3-6; Bartlett, Jared 4-1-5; Wilson, Anthony 2-3-5; Wilson-Lamp, Andrew 4-0-4; McLaurin, Hershey 3-0-3; Martin, Sean 3-0-3; Miller, Montre 3-0-3; Ruffin, Malachi 2-1-3.
Penn State-Jacobs, Curtis 7-3-10; King, Kobe 2-3-5; Miller, Cam 4-0-4; Wheatley, Zakee 4-0-4; Reed, Jaylen 3-1-4; Ellies, Dvon 2-2-4; King, Kalen 1-3-4; Ellis, Keaton 3-0-3; Dixon, Johnny 3-0-3; Winston Jr., Kevin 2-1-3; Isaac, Adisa 2-0-2; Robinson, Chop 2-0-2; van den Berg, Jordan 2-0-2.



63

GAME 2
PENN STATE VS. DELAWARE

7



BEAVER STADIUM | PEACOCK | 9/9/23 | 108,575



SCORING SUMMARY

	1	2	3	4	OT	F
DEL	7	0	0	0	-	7
PSU	14	21	21	7	-	63

1st	8:59	PSU	13-60/5:50/7-0
		Singleton, Nicholas 2 yd rush (Felkins kick)	
	2:16	PSU	9-37/5:10/14-0
		Allen, Kaytron 4 yd rush (Felkins kick)	
	1:05	DEL	3-75/1:11/14-7
		Yarns, Marcus 66 yd rush (Schmoke kick)	
2nd	11:50	PSU	9-75/4:15/21-7
		Singleton, Nicholas 5 yd rush (Felkins kick)	
	4:36	PSU	9-73/4:13/28-7
		Singleton, Nicholas 5 yd rush (Felkins kick)	
	0:22	PSU	6-49/0:52/35-7
		Warren, Tyler 2 yd pass from Allar, Drew (Felkins kick)	
3rd	9:48	PSU	10-74/5:06/42-7
		Allar, Drew 1 yd rush (Sahaydak kick)	
	7:16	PSU	5-31/2:25/49-7
		Pribula, Beau 6 yd rush (Felkins kick)	
	2:43	PSU	-/-/56-7
		DeLuca, Dominic 26 yd interception return (Felkins kick)	
4th	7:35	PSU	8-71/4:14/63-7
		Evans, Omari 5 yd pass from Pribula, Beau (Felkins kick)	

TEAM STATS

	DEL	PSU
First Downs	5	34
Rushing Yards	82	315
Passing Yards	58	226
Passing (C-A-Int)	6-17-1	25-31-0
Total Offense	140	541
Plays	41	91
Fumbles (#-Lost)	2-1	1-0
Penalties (#-Yards)	5-33	7-55
Possession Time	17:38	42:22
3rd-Down Conv.	2-11	8-14
Red Zone	0-0	8-8
Touchdowns	1	9
Field goals	0	0

OTHER

Time of Game	3:23
Penn State	2-0, 0-0 Big Ten
Delaware	1-1, 0-0 CAA

GAME RECAP

UNIVERSITY PARK, Pa. - No. 7 Penn State football defeated Delaware, 63-7, on Saturday afternoon in Beaver Stadium. The Nittany Lions racked up 541 total yards and scored eight offensive touchdowns, while holding the Blue Hens to only 140 total yards and one touchdown.

Sophomore quarterback Drew Allar continued his outstanding start to the season, completing 22-of-26 passes for 204 yards and one touchdown. Redshirt freshman quarterback Beau Pribula entered the game in the middle of the 3rd quarter and scored one rushing touchdown and one passing touchdown, his first career throwing score.

Nicholas Singleton and Kaytron Allen combined for 155 rushing yards and four touchdowns leading the Nittany Lion rushing attack that posted 315 yards on the afternoon. Through the air, Tyler Warren and Omari Evans hauled in touchdowns while KeAndre Lambert-Smith led the team with 74 receiving yards.

The Nittany Lions totaled an impressive 541 yards of offense (226 passing, 315 rushing). Penn State scored on its first four drives of the afternoon, putting the pressure on the Blue Hens early and often.

Defensively, the Nittany Lions had an impressive performance, holding the Blue Hens to just seven points and 140 total yards of offense, 66 of which came on one rushing play. The defensive unit held Delaware to just five first downs in the game, tied for the fewest by an opposing offense since 2014.

Linebacker Dominic DeLuca recorded Penn State's first defensive touchdown of the season on the first career interception of his career in the late third quarter. DeLuca returned it all the way to the end zone for a pick-six. The defense also recovered one fumble, forced by Keaton Ellis and recovered by Kevin Winston Jr. Jaylen Reed, Zane Durant, and Zuriah Fisher each chipped in a sack.

HOW IT HAPPENED

Penn State stopped the Blue Hens on the opening possession of the game and scored on the ensuing drive, going up 7-0 with 8:19 remaining in the first quarter. Singleton punched in the first Nittany Lion touchdown of the day on a 2-yard run.

Reed posted a third-down sack on Delaware's next trip down the field, forcing a punt and giving the Nittany Lion offense excellent field position. Allen found the end zone on a 4-yard rushing touchdown, giving the Nittany Lions a 14-0 lead.

Delaware answered with a 66-yard rushing touchdown by Marcus Yarns, cutting the Penn State lead back to seven.

Singleton scored two more rushing touchdowns in the first half, reaching a career-best three rushing scores in the game. The sophomore's third touchdown put the Nittany Lions up 28-7 with 4:36 remaining in the opening half.

Penn State scored once more before the end of the half when Allar found Warren in the end zone for a 2-yard score with 22 seconds left to play in the second quarter.

The Penn State offense marched down the field and scored on the initial possession of the second half, going up 42-7 with just under 10 minutes remaining in the third quarter. Allar scored his first rushing touchdown of the season on a 1-yard sneak.

On the very next drive, Ellis forced a fumble that was picked up by Winston Jr. for the Nittany Lions' first takeaway of the season. Pribula entered the game and drove the Lions down the field and scored on a 6-yard rushing touchdown.

The Penn State defense followed with its first touchdown of the 2023 campaign on a DeLuca pick-six.

The Nittany Lions scored one more touchdown in the fourth quarter, a 4-yard pass from Pribula to Evans, to go up 63-7.

INDIVIDUAL STATISTICS

RUSHING (ATT-YDS-TD)

Delaware-Yarns, Marcus 6-86-1; Silver, Jo'Nathan 5-15; St. Flauer, Saeed 2-5; Bermudez, JoJo 1-4; Cumby, Kyron 2-2; Marker, Zach 5-(-13); O'Connor, Ryan 2-(-15); TEAM 1-(-2).
Penn State-Allen, Kaytron 19-103-1; Potts, Trey 7-59; Singleton, Nicholas 12-47-3; Pribula, Beau 8-46-1; Smith, Tank 6-29; Allar, Drew 5-27-1; Holzworth, Tyler 3-4.

PASSING (CMP-ATT-TD-INT-YDS)

Delaware-O'Connor, Ryan 3-10-0-0-21; Marker, Zach 3-7-0-1-37.
Penn State-Allar, Drew 22-26-1-0-204; Pribula, Beau 3-5-1-0-22.

Notes

- In the first all-time meeting, Penn State defeated Delaware.
- Penn State scored on its first four drives: a 2-yard run by RB Nicholas Singleton, a 4-yard run by RB Kaytron Allen, a 5-yard run by Singleton and another 5-yard run by Singleton. The Nittany Lions scored on eight-straight drives, including the final four drives of the West Virginia game.
- The Nittany Lions scored on eight-straight drives for the first time since posting points on eight-straight drives against UMass on September 20, 2014.
- Penn State has recorded at least 30 points in nine-straight games, which is the longest streak in the nation.
- The Nittany Lions scored 35 points in the first half, it's the most points scored by a Penn State team in the opening half since scoring 42 points against Illinois in 2020.
- Penn State tallied 541 total yards, the most since notching 572 against Ohio in 2022. The Nittany Lions have posted 400+ total yards in nine-straight games.
- The Nittany Lions rushed for 315 yards, the most since rushing for 396 vs. Memphis in the 2019 Cotton Bowl.
- The Nittany Lions held the ball for a time of possession of 42:22. Since at least 2007, 42:22 is the longest time of possession Penn State has had in a game. It marked the first time Penn State had over 40 minutes of possession since 2020 at Indiana (40:22).
- During the opening drive of the third quarter, Allen went over the 1,000 career rushing yards mark. He became the 49th Penn State player to reach 1,000 career rushing yards. He now has 1,021 yards.
- The Nittany Lions held Delaware to just 140 total yards, the fewest allowed by Penn State since giving up 134 to Maryland in 2022.
- Penn State held Delaware to just 41 offensive plays, the fewest allowed by the Nittany Lions since holding Minnesota to 40 in a 20-0 win in 2009.
- Penn State held Delaware to 58 yards passing, the fewest allowed by the Nittany Lions since giving up 38 vs. Rutgers in 2021.
- Penn State held Delaware to 82 yards rushing, the fewest since allowing 25 vs. Michigan State in 2022.
- Penn State held Delaware to just five first downs, tying the lowest mark since 2014 and the fewest since Idaho had five in 2019.
- Penn State held Delaware to just six completions the lowest number in a game since giving up five completions at Rutgers in 2018.

TOP RECEIVERS (REC-YDS-TD)

Delaware-Bermudez, JoJo 2-32; Townsend, Jourdan 2-15; Brose, Braden 1-6; Kelly, Ja'Carree 1-5.
Penn State-Lambert-Smith, KeAndre 6-74; Warren, Tyler 6-37-1; Wallace III, Harrison 3-26; Cephas, Dante 2-36; Johnson, Theo 2-14; Clifford, Liam 2-2; Singleton, Nicholas 1-18; Driver, Cristian 1-8; McClain, Malik 1-7; Evans, Omari 1-4-1.

TOP TACKLERS (UA-A-T)

Delaware-Taylor, Jackson 6-4-10; Ware, Nic 4-5-9; Brogna, Dominick 5-2-7; Trainer, Dillon 4-3-7; Herring, Tyron 5-1-6; Arrington, Keeno 3-3-6; Vandamia, Mateo 1-5-6; Hall, Jack 3-2-5; Dawsey, Khalil 4-0-4; Seay, KT 2-2-4; Karika, Nick 2-1-3.
Penn State-Carter, Abdul 3-1-4; Durant, Zane 2-2-4; Reed, Jaylen 2-0-2; Ellis, Keaton 2-0-2; Rojas, Tony 2-0-2; Collins, Audavion 2-0-2; Mack, King 1-1-2; Washington II, Elliot 1-1-2; Tracy, Zion 1-0-1; Robinson, Chop 1-0-1; Miller, Cam 1-0-1; Lyons, Jameal 1-0-1; Fisher, Zuriah 1-0-1.



30

GAME 3
PENN STATE VS. ILLINOIS

13 I

MEMORIAL STADIUM | FOX | 9/16/23 | 49,099



SCORING SUMMARY

	1	2	3	4	OT	F
PSU	6	10	7	7	-	30
ILL	0	7	0	6	-	13

1st	5:27	PSU	9-40/4:10/3-0
	Felkins, Alex 20 yd field goal		
	1:43	PSU	4-(-6)/1:19/6-0
	Felkins, Alex 45 yd field goal		
2nd	11:04	PSU	12-57/5:13/13-0
	Allen, Kaytron 4 yd rush (Felkins kick)		
	2:08	ILL	7-68/4:01/13-7
	Love III, Reggie 5 yd rush (Griffin kick)		
	0:00	PSU	6-48/0:42/16-7
	Felkins, Alex 28 yd field goal		
3rd	2:14	PSU	7-70/2:02/23-7
	Warren, Tyler 11 yd pass from Potts, Trey (Felkins kick)		
4th	14:24	PSU	3-30/1:11/30-7
	Singleton, Nicholas 16 yd rush (Felkins kick)		
	4:21	ILL	8-58/3:02/30-13
	Elzy, Malik 19 yd pass from Paddock, John (Pass failed)		

TEAM STATS

	PSU	ILL
First Downs	20	20
Rushing Yards	164	62
Passing Yards	219	292
Passing (C-A-Int)	17-37-0	25-44-4
Total Offense	383	354
Plays	77	73
Fumbles (#-Lost)	1-0	1-1
Penalties (#-Yards)	7-70	6-47
Possession Time	31:52	28:08
3rd-Down Conv.	7-18	6-15
Red Zone	5-5	2-2
Touchdowns	3	2
Field goals	3	0

OTHER

Time of Game	3:57
Illinois	1-2, 0-1 Big Ten
Penn State	3-0, 1-0 Big Ten

GAME RECAP

CHAMPAIGN, Ill. - No. 7 Penn State football took down Illinois, 30-13, on Saturday afternoon at Memorial Stadium. The Nittany Lions played complimentary football on both sides of the ball, fueled by five defensive takeaways.

The defense led the way for the Nittany Lions, recording its first five-takeaway game in seven years. Penn State racked up four interceptions- by four different players- and a fumble recovery. Offensively, the Nittany Lions scored 20 points off of the five turnovers. Stout defense held the Illini in check all day, as the opposing rushing attack gained just 62 yards.

Dominic DeLuca also forced the first fumble of his career, the first of the Nittany Lions' five takeaways. Linebacker Abdul Carter, and cornerbacks Johnny Dixon, Daequan Hardy, and Cam Miller each secured interceptions.

On offense, quarterback Drew Allar posted yet another turnover-free outing, going 16-of-33 for 208 yards. Penn State's running backs were involved in all three offensive touchdowns on the afternoon. Kaytron Allen and Nicholas Singleton each recorded rushing scores, while Trey Potts tossed a touchdown pass to tight end Tyler Warren.

Singleton led the Nittany Lion receiving corps with three grabs and a career-best 49 yards through the air, with tight end Warren (3-35-1) and wide receiver Liam Clifford (1-33-0) complimenting his effort.

HOW IT HAPPENED

The Nittany Lions made their first splash play of the day on their second defensive drive as DeLuca forced a fumble that was picked up by Kobe King to give the ball back to the offense at the Illinois 43.

The Nittany Lions took the ball 40 yards on nine plays for a 20-yard field goal for the first score of the game, going up 3-0 with 5:27 to play in the opening quarter.

Penn State's defense forced its second turnover in two possessions with an interception by Carter, the first of his career, and he returned the ball to the Illinois 37. Alex Felkins knocked through a 45-yard field goal to increase the Nittany Lion lead to 6-0 with under two minutes remaining in the opening quarter.

The Nittany Lion defense recorded its third turnover in the first quarter on the Illini's next drive. Hardy picked off an Altmeyer pass at the Penn State 43 and the offense proceeded to use 12 plays to march 57 yards for its first touchdown. Allen punched in the 4-yard score at the 11:04 mark of the second quarter.

Reggie Love III put the Illini on the board with a 5-yard touchdown run with 2:08 left to play in the half. Illinois constructed an 8-play, 68-yard drive for the score to cut the Nittany Lions' advantage to 13-7.

The Nittany Lions tacked on an additional field goal before halftime to go up 16-7 at the break. Allar found Clifford on a 33-yard strike to the Illinois 11 to set up the Felkins 28-yard field goal.

Penn State's defense made its presence felt right away in the second half. On Illinois' first possession, Dixon intercepted Altmeyer at the Penn State 7 and returning his first interception of the season 21 yards to the Nittany Lions' 28.

The Nittany Lions broke through for their second touchdown of the afternoon to go up 23-7 at the 2:14 mark of the third frame. Potts caught a lateral from Allar and tossed an 11-yard touchdown pass to the tight end, Warren, capping off a 7-play, 68-yard scoring drive.

On the ensuing Illinois possession, the Nittany Lions intercepted Altmeyer for the fourth time, this time by Miller. His pick at the Illinois 30 preceded the Nittany Lion offense's third touchdown of the game. Penn State wasted no time, scoring in just over a minute on a Nicholas Singleton 16-yard rushing touchdown. The back-to-back scoring drives saw the Nittany Lions go up 30-7 with 14:24 left to play in the game.

Illinois found the end zone one more time, scoring on a 19-yard reception by Malik Elzy from quarterback John Paddock late in the fourth quarter. A failed two-point conversion left the score at 30-13.

INDIVIDUAL STATISTICS

RUSHING (ATT-YDS-TD)

Penn State-Allen, Kaytron 13-54-1; Pribula, Beau 9-47; Singleton, Nicholas 11-37-1; Allar, Drew 6-24; Potts, Trey 1-2.
Illinois-Love III, Reggie 12-55-1; Feagin, Kaden 4-15; Williams, Isaiah 2-8; Altmeyer, Luke 4-6; McCray, Josh 4-(-2); Paddock, John 3-(-20).

PASSING (CMP-ATT-TD-INT-YDS)

Penn State-Allar, Drew 16-33-0-0-208; Pribula, Beau 0-3-0-0-0; Potts, Trey 1-1-1-0-11.
Illinois-Altmeyer, Luke 15-28-0-4-163; Paddock, John 10-16-1-0-129.

Notes

- Penn State is now 21-6 all-time against Illinois, including 10-4 in road matchups.
- The Nittany Lions are 17-14 all-time in Big Ten openers and 19-12 in Big Ten road openers.
- Since 2014, Penn State is 19-8 against the Big Ten West, including wins in five-straight meetings.
- Penn State started Big Ten play on the road for the eighth-straight season and 13th time in the last 14 years.
- Over the last two seasons, Penn State is 9-0 when recording multiple takeaways in a game.
- Since 2022, Penn State has six games with two or more turnovers gained and no turnovers lost. Penn State is 6-0 in those games.
- Penn State scored 20 points off turnovers, including its first 13 points of the game.
- In the third quarter, RB Trey Potts threw an 11-yard touchdown pass to Tyler Warren. Potts is Penn State's 11th non-quarterback (12 occasions) to throw for a touchdown.
- The Nittany Lions forced turnovers on three-straight possessions (two fumbles, one interception) in the first quarter.
- Penn State forced takeaways on three-straight possession for the first time since 2016 at Indiana (three fumbles).
- Penn State recorded takeaways in the first quarter on a fumble forced by Dominic DeLuca and recovered by Kobe King, an interception by Abdul Carter and an interception by Daequan Hardy.
- The Nittany Lions forced two takeaways in the third quarter on an interception by Johnny Dixon and an interception by Cam Miller.
- Penn State recorded four interceptions in a game for the first time since November 15, 2014 against Temple.
- The Nittany Lions forced five takeaways in a game for the first time since September 16, 2017 against Georgia State (two fumbles, three interceptions).
- DeLuca forced a fumble in the first quarter. It was his first career forced fumble.
- He has forced two takeaways this season (one fumble, one interception).
- K Alex Felkins tied his career high with three field goal makes. He had three field goals in four previous games while at Columbia.
- On his first field goal, Felkins hit the 200-career point mark.
- PR Kaden Saunders had a career-long 19-yard punt return in the second quarter to setup a Penn State scoring drive to close out the first half.

TOP RECEIVERS (REC-YDS-TD)

Penn State-Singleton, Nicholas 3-49; Warren, Tyler 3-35-1; Lambert-Smith, KeAndre 3-23; Johnson, Theo 2-32; Saunders, Kaden 2-19; Clifford, Liam 1-33; Cephas, Dante 1-13; Allen, Kaytron 1-9; McClain, Malik 1-6.

Illinois-Williams, Isaiah 5-63; Wilcher, Kenari 3-51; Elzy, Malik 3-28-1; Reiman, Tip 3-23; Beatty, Hank 2-29; Washington, Casey 2-22; Hollins, Ashton 1-30; Bryant, Pat 1-16; Laughery, Aidan 1-12; McCray, Josh 1-5; Moore, Griffin 1-5; Love III, Reggie 1-4; Boyer, Henry 1-4.

TOP TACKLERS (UA-A-T)

Penn State-Wheatley, Zakee 2-4-6; DeLuca, Dominic 1-5-6; King, Kobe 4-0-4; Reed, Jaylen 3-1-4; King, Kalen 3-1-4; Wylie, Keon 2-2-4; Isaac, Adisa 1-3-4; Elsdon, Tyler 3-0-3; Carter, Abdul 2-1-3; Miller, Cam 2-1-3; Winston Jr., Kevin 2-1-3.

Illinois-Bush, Clayton 4-5-9; Rosiek, Dylan 4-5-9; Randolph Jr., Keith 1-7-8; Scott, Xavier 5-2-7; Scott, Miles 4-2-6; Newton, JerZhan 2-4-6; Bailey, Matthew 3-2-5; Jacas, Gabe 3-1-4; Coleman, Seth 2-2-4.



DREW ALLAR 15

Quarterback | 6-5 | 242
Sophomore
Medina, Ohio/Medina
Major: Division of Undergraduate Studies

CAREER NOTES & RECORDS

Career: *Notable:* Owns three career games with multiple touchdown passes...Has one career 300-yard game and three 200-yard games.

Game: 2023: In the season-opening win over West Virginia (9/2), became the first Penn State quarterback to throw for at least 300 yards in his first career start since Michael Robinson threw for 379 yards vs. Wisconsin in 2003...Was the first Penn State quarterback to throw for at least 300 yards in a season opener since Christian Hackenberg's 454 passing yards against UCF in 2014.

2023 SOPHOMORE SEASON

Awards: Named the Big Ten Offensive Player of the Week (West Virginia, 9/2)...Was one of eight Manning Award Stars of the Week (West Virginia, 9/2).

Season: Has started all three games this season...Completed 59-of-88 passes for 737 yards and four touchdowns...Earned the coaching staff's Offensive Player of the Week (West Virginia, 9/2; Delaware, 9/9).

Rankings: Ranks fourth in the Big Ten in passing yardage (245.7; 41st nationally), passing efficiency (152.4, 43rd) and total offense (263.0, 45th), is fifth in passing touchdowns (4) and sixth in yards per completion (12.5) and yards per attempt (8.4).

West Virginia (9/2): Set career-high marks in touchdown passes (3) and passing yards (325) while completing 21 passes...It marked his first career 200-yard and 300-yard passing game...Tossed a 72-yard touchdown pass to KeAndre Lambert-Smith on Penn State's opening drive, which marked the longest completion of his career...Also connected with Lambert-Smith on a 12-yard score in the third quarter...Found Malik McClain for a 25-yard touchdown strike in the fourth quarter. **Delaware (9/9):** Completed a career-high 22 passes on 26 attempts for 204 yards and one touchdown...Rushed for 27 yards, matching his career high, to go along with a rushing score...Marked his first career game with both a passing and rushing touchdown...Found Tyler Warren on a 2-yard touchdown pass in the second quarter...Added a 1-yard rushing score in the third quarter. **at Illinois (9/16):** Completed 16 passes for 208 yards, including a long of 33 yards to Liam Clifford...Ran six times for 24 yards with a long rush of eight yards.

ALLAR'S CAREER PASSING STATISTICS

	C-A	Yds.	%	TD-INT	YPG	LG
2022	35-60	344	58.3	4-0	34.4	32
2023	59-88	737	67.0	4-0	245.7	72
Career	94-148	1,081	63.5	8-0	83.2	72

ALLAR'S CAREER OFFENSIVE STATISTICS

	Att.-Yds.	Avg.	TD	LG	Rec.-Yds.	Avg.	TD	LG
2022	18-52	2.9	1	19	-	-	-	-
2023	15-52	3.5	1	13	-	-	-	-
Career	33-104	3.2	2	19	-	-	-	-

ALLAR'S CAREER HIGHS

Pass Completions..... 22; Delaware, 9/9/23
Pass Attempts..... 33; at Illinois, 9/16/23
Passing Yards..... 325; West Virginia, 9/2/23
Passing Touchdowns..... 3; West Virginia, 9/2/23
Long Pass..... 72; West Virginia, 9/2/23
Rushing Attempts..... 6; Twice: Last at Illinois, 9/16/23
Rushing Yards..... 27; Twice: Last Delaware, 9/9/23
Rushing Touchdowns..... 1; Twice: Last Delaware, 9/9/23
Longest Rush..... 19; at Rutgers, 11/19/22



KAYTRON ALLEN 13

Running Back | 5-11 | 222
Sophomore
Norfolk, Va./IMG Academy (Fla.)
Major: Division of Undergraduate Studies

CAREER NOTES & RECORDS

Career: *Notable:* Has 1,075 career rushing yards, the 49th player in Penn State history to have over 1,000 career yards on the ground...Owns three career 100-yard rushing games...Has two career games with multiple rushing touchdowns.

Season: *Records Set:* Allen (867) and Nicholas Singleton (1,061) became the first true freshman teammates in Big Ten history each with 700 or more rushing yards in a single season. **2022:** Finished with 10 rushing touchdowns, good for second, to Singleton (12), for most rushing touchdowns by a freshman in program history...The 867 rushing yards were the fourth-most by a Penn State freshman in a single season...Allen and Singleton became the only Penn State duo to each rush for 850+ yards in a season and one of three 800+ rushing yard duos: 2022 (Singleton, 1,061; Allen, 867), 2013 (Zach Zwinak, 989; Bill Belton, 803), 2005 (Tony Hunt, 1,047; Michael Robinson, 806).

Game: 2022: In the win at Indiana (11/5), became the first Penn State freshman with three rushing touchdowns in a game since Austin Scott against Kent State in 2003...His three rushing scores against the Hoosiers were the most by a Nittany Lion since Journey Brown's three scores against Rutgers in 2019... Allen and Nicholas Singleton each scored two touchdowns against Auburn, becoming the only Penn State freshmen to both score two rushing touchdowns in a game since at least 2000.

2023 SOPHOMORE SEASON

Awards: *Preseason:* Named to Doak Walker Award watch list.

Season: Has appeared in three games, making one start...Owns 42 carries for 208 yards (5.0) with two touchdowns...Has two receptions for 24 yards.

West Virginia (9/2): Ran the ball 10 times for 51 yards with a long rush of nine yards...Added a 15-yard reception. **Delaware (9/9):** Posted 103 yards on 19 carries with a touchdown and a long rush of 17 yards...Scored on a 4-yard run in the first quarter. **at Illinois (9/16):** Posted 13 carries for a team-high 54 yards and a touchdown...Added 1 grab for nine yards...Scored on a 4-yard rushing touchdown in the second quarter.

ALLEN'S CAREER STATISTICS

	Att.-Yds.	Avg.	TD	LG	Rec.-Yds.	Avg.	TD	LG
2022	167-867	5.2	10	59	20-188	9.4	1	45
2023	42-208	5.0	2	18	2-24	15.0	-	15
Career	209-1,075	5.1	12	59	22-212	9.7	1	45

ALLEN'S CAREER HIGHS

Rushing Attempts..... 21; Twice: Last Michigan State, 11/26/22
Rushing Yards..... 117; at Rutgers, 11/19/22
Rushing Touchdowns..... 3; at Indiana, 11/5/22
Longest Rush..... 59; at Rutgers, 11/19/22
Receptions..... 3; Three Times: Last vs. Utah, 1/2/23
Receiving Yards..... 72; at Indiana, 11/5/22
Receiving Touchdowns..... 1; Ohio State, 10/29/22
Longest Reception..... 45; at Indiana, 11/5/22



KALEB ARTIS 58

Defensive Tackle | 6-4 | 319
Redshirt Freshman
Westbury, N.Y./St. Francis Prep
Major: Division of Undergraduate Studies

2023 REDSHIRT FRESHMAN SEASON

Has appeared in all three games, primarily on special teams.



HAKEEM BEAMON51

Defensive Tackle | 6-3 | 290
Redshirt Senior
Midlothian, Va./Manchester
Major: Rehabilitation and Human Services

2023 REDSHIRT SENIOR SEASON

Awards: Preseason: Named to Reese's Senior Bowl watch list.
Season: Has started all three games at defensive tackle.
West Virginia (9/2): Assisted on a tackle. **Delaware (9/9):** Recorded an assisted tackle and added a quarterback hurry. **at Illinois (9/16):** Posted a solo tackle.

BEAMON'S CAREER STATISTICS

	UT-AT	TT	FF	FR	I	PBU	SACK	TFL
2019	1-1	2	-	-	-	-	-	-
2020	4-3	7	-	-	-	-	-	1.5-2
2021	-	-	-	-	-	-	-	-
2022	8-8	16	-	-	-	4	-	6.0-16
2023	1-2	3	-	-	-	-	-	-
Career	14-14	28	-	-	-	4	-	7.5-18

BEAMON'S CAREER HIGHS

Tackles.....3; Twice: Last Michigan State, 11/26/22
Tackles for Loss.....1.5; at Rutgers, 11/19/22
Pass Breakups.....2; Northwestern, 10/1/22



TY BLANDING39

Defensive Tackle | 6-1 | 276
Freshman
Bronx, N.Y./Christ the King
Major: Division of Undergraduate Studies

2023 TRUE FRESHMAN SEASON

Has appeared in one game.



ABDUL CARTER11

Linebacker | 6-3 | 249
Sophomore
Philadelphia, Pa./La Salle College High School
Major: Division of Undergraduate Studies

CAREER NOTES & RECORDS

Season: 2022: Joined Deion Barnes (10 TFL, 6 sacks; 2012) as the only Penn State freshmen to record 10-plus tackles for loss and 6-plus sacks in a season...Was one of eight linebackers (10 instances) to put up 10-plus tackles for loss and 6-plus sacks in a season at Penn State...Became the first PSU linebacker since Dan Connor (15 TFL, 6.5 sacks; 2007) to reach the milestone.

2023 SOPHOMORE SEASON

Awards: Preseason: Named to the Bednarik Award, Butkus Award, Lombardi Award, Lott IMPACT Trophy and Nagurski Award watch lists...Earned PFF All-American honorable mention recognition.
Season: Has started three games...Owns eight tackles (6 solo), one tackle for loss, one sack and an interception.
West Virginia (9/2): Recorded a sack to force a turnover on downs in the fourth quarter...Added a quarterback hurry. **Delaware (9/9):** Made four tackles (3 solo) and added a quarterback hurry. **at Illinois (9/16):** Intercepted a pass in the first quarter and returned it 18 yards, the first pick of his career...Added a pair of tackles.

CARTER'S CAREER STATISTICS

	UT-AT	TT	FF	FR	I	PBU	SACK	TFL
2022	36-20	56	2	-	-	4	6.5-59	10.5-64
2023	5-2	7	-	-	1	-	1.0-11	1.0-11
Career	41-22	63	2	-	1	4	7.5-70	11.5-75

CARTER'S CAREER HIGHS

Tackles.....8; Minnesota, 10/22/22
Tackles for Loss.....3; Michigan State, 11/26/22
Sacks.....2; Michigan State, 11/26/22
Forced Fumbles.....1; Twice: Last Maryland, 11/12/22
Interceptions.....1; at Illinois, 9/16/23
Long Interception Return.....18; at Illinois, 9/16/23
Pass Breakups.....1; Four Times: Last Maryland, 11/12/22



DANTE CEPHAS3

Wide Receiver | 6-0 | 193
Redshirt Senior
Pittsburgh, Pa./Penn Hills/Kent State
Major: Telecommunications

CAREER NOTES & RECORDS

Career: Notable: Owns a reception in 30-straight games.

2023 REDSHIRT SENIOR SEASON

Awards: Preseason: Named to the Biletnikoff Award and Reese's Senior Bowl watch lists.
Season: Has appeared in three games, making four grabs for 71 yards.
West Virginia (9/2): Made a 22-yard reception in the third quarter. **Delaware (9/9):** Posted two catches for 36 yards...Made a long grab of 26 yards. **at Illinois (9/16):** Recorded a 13-yard reception.

CEPHAS' CAREER STATISTICS

	Att.-Yds.	Avg.	TD	LG	Rec.-Yds.	Avg.	TD	LG
2019*	-	-	-	-	4-19	4.8	-	8
2020*	1-6	6.0	-	6	11-136	12.4	-	50
2021*	-	-	-	-	82-1240	15.1	9	80
2022*	2-12	6.0	-	8	48-744	15.5	3	54
2023	-	-	-	-	4-71	17.8	-	26
Career	3-18	6.0	-	8	149-2,210	14.8	12	80

CEPHAS' CAREER HIGHS

Receptions.....13; Twice: Last Ohio, 10/1/22*
Receiving Yards.....246; Ohio, 10/1/22*
Receiving Touchdowns.....3; Buffalo, 10/9/21*
Longest Reception.....80; vs. Wyoming, 12/21/21*
Rushing Attempts.....1; Three Times: Last at Miami (Ohio), 10/8/22*
Rushing Yards.....8; at Miami (Ohio), 10/8/22*
Longest Rush.....8; at Miami (Ohio), 10/8/22*

* at Kent State(2019-22).

**LIAM CLIFFORD****2**

Wide Receiver | 6-1 | 201
 Redshirt Sophomore
 Maineville, Ohio/St. Xavier
 Major: Advertising and Public Relations

► **2023 ► REDSHIRT SOPHOMORE SEASON**

Season: Has appeared in three games, making one start...Owns five receptions for 60 yards.

West Virginia (9/2): Made two grabs for 25 yards, including a long reception of 17 yards. **Delaware (9/9):** Made his first career start...Made two catches. **at Illinois (9/16):** Hauled in a career-long 33-yard reception towards the end of the first half, setting up a field goal.

CLIFFORD'S CAREER STATISTICS

	Att.-Yds.	Avg.	TD	LG	Rec.-Yds.	Avg.	TD	LG
2022	-	-	-	-	8-89	11.1	-	20
2023	-	-	-	-	5-60	12.0	-	33
Career	-	-	-	-	13-149	11.5	-	33

► **CLIFFORD'S CAREER HIGHS**

Receptions.....3; at Indiana, 11/5/22
Receiving Yards.....31; at Indiana, 11/5/22
Longest Reception33; at Illinois, 9/23/23

**AUDAVION COLLINS****29**

Cornerback | 5-11 | 170
 Redshirt Freshman
 Covington, Ga./Newton/Mississippi State
 Major: Division of Undergraduate Studies

► **2023 ► REDSHIRT FRESHMAN SEASON**

Season: Has appeared in two games, primarily on special teams.

Delaware (9/9): Posted the first two tackles of his career, including a tackle for loss...Added a quarterback hurry.

COLLINS' CAREER STATISTICS

	UT-AT	TT	FF	FR	I	PBU	SACK	TFL
2023	2-0	2	-	-	-	-	-	1.0-1
Career	2-0	2	-	-	-	-	-	1.0-1

► **COLLINS' CAREER HIGHS**

Tackles.....2; Delaware, 9/9/23
Tackles for Loss1.0; Delaware, 9/9/23

**JERRY CROSS****88**

Tight End | 6-5 | 257
 Redshirt Freshman
 Milwaukee, Wis./Rufus King
 Major: Division of Undergraduate Studies

► **2023 ► REDSHIRT FRESHMAN SEASON**

Has appeared in two games.

**NICK DAWKINS****53**

Offensive Line | 6-4 | 315
 Redshirt Junior
 Allentown, Pa./Parkland
 Major: Recreation, Park and Tourism Management

► **2023 ► REDSHIRT JUNIOR SEASON**

Season: Has appeared in three games on offense and special teams.

Delaware (9/9): Saw significant time at center...Penn State tallied 541 total yards on offense, including 315 yards on the ground...The Nittany Lions ran 91 offensive plays and held the ball for a time of possession of 42:22...Kaytron Allen rushed for 103 yards on 19 carries and touchdown, while Nicholas Singleton scored three touchdowns on the ground.

**DOMINIC DELUCA****0**

Linebacker | 6-1 | 218
 Redshirt Sophomore
 West Pittston, Pa./Wyoming Area
 Major: Agribusiness Management

► **CAREER NOTES & RECORDS**

Game: 2022: Blocked a punt against Minnesota (10/22), Penn State's first blocked punt since Journey Brown against Buffalo in 2019.

► **2023 ► REDSHIRT SOPHOMORE SEASON**

Season: Has appeared in three games on defense and special teams...Has a hand in two takeaways (one fumble, one interception) to go along with seven tackles, two tackles for loss and a pass breakup...Named a team captain at the conclusion of spring practice...Awarded No. 0 jersey as Penn State's special teams leader, continuing a new Penn State tradition...Named the coaching staff's Defensive Player of the Game (Delaware, 9/9).

West Virginia (9/2): Recorded a solo sack in the second quarter. **Delaware (9/9):** Picked off a pass, the first of his career, in the third quarter and returned it 26 yards for a touchdown. **at Illinois (9/16):** Forced a fumble in the first quarter, the first of his career, which was recovered by Kobe King...Was credited with a tackle for loss on the forced fumble...Posted a career-high six tackles.

DELUCA'S CAREER STATISTICS

	UT-AT	TT	FF	FR	I	PBU	SACK	TFL
2022	18-11	29	-	-	-	1	1.0-3	2.0-6
2023	2-5	7	1	-	1	1	1.0-5	2.0-8
Career	20-16	36	1	-	1	2	2.0-8	4.0-14

► **DELUCA'S CAREER HIGHS**

Tackles.....6; at Illinois, 9/16/23
Tackles for Loss1.5; at Rutgers, 11/19/22
Sacks.....1; Twice: Last West Virginia, 9/2/23
Forced Fumbles1; at Illinois, 9/16/23
Interceptions.....1; Delaware, 9/9/23
Long Interception Return23; Delaware, 9/9/23
Pass Breakups1; Michigan State, 11/26/22
Blocked Kicks.....1; Minnesota, 10/22/22



DANI DENNIS-SUTTON 33

Defensive End | 6-5 | 261
Sophomore
Millsboro, Del./McDonogh School (Md.)
Major: Division of Undergraduate Studies

2023 > SOPHOMORE SEASON

Season: Has appeared in three games.
Delaware (9/9): Recorded a half-tackle for loss and a quarterback hurry. at Illinois (9/16): Posted two tackles and assisted on a tackle for loss.

DENNIS-SUTTON'S CAREER STATISTICS

	UT-AT	TT	FF	FR	I	PBU	SACK	TFL
2022	11-6	17	-	-	1	1	3.0-21	3.5-22
2023	1-2	3	-	-	-	-	-	1.0-0
Career	12-8	20	-	-	1	1	3.0-21	4.5-22

DENNIS-SUTTON'S CAREER HIGHS

Tackles..... 3; Twice: Last at Indiana, 11/5/22
Tackles for Loss 2; Central Michigan, 9/24/22
Sacks..... 2; Central Michigan, 9/24/22
Interceptions..... 1; at Indiana, 11/5/22
Long Interception Return 20; at Indiana, 11/5/22
Pass Breakups 1; Central Michigan, 9/24/22



KHALIL DINKINS 16

Tight End | 6-4 | 245
Redshirt Sophomore
Wexford, Pa./North Allegheny
Major: Division of Undergraduate Studies

2023 > REDSHIRT SOPHOMORE SEASON

Season: Has appeared in three games on offense and special teams.

DINKINS' CAREER STATISTICS

	Att.-Yds.	Avg.	TD	LG	Rec.-Yds.	Avg.	TD	LG
2022	-	-	-	-	4-53	13.3	1	28
2023	-	-	-	-	-	-	-	-
Career	-	-	-	-	4-53	13.3	1	28

DINKINS' CAREER HIGHS

Receptions..... 31; Four Times: Last at Rutgers, 11/29/22
Receiving Yards..... 28; Ohio, 9/10/22
Receiving Touchdowns 1; Ohio, 9/10/22
Longest Reception 28; Ohio, 9/10/22



KOLIN DINKINS 31

Cornerback | 6-2 | 194
Redshirt Freshman
Wexford, Pa./North Allegheny
Major: Division of Undergraduate Studies

2023 > REDSHIRT FRESHMAN SEASON

Season: Has appeared in three games on special teams.
West Virginia (9/2): Posted a solo tackle.

DINKINS' CAREER STATISTICS

	UT-AT	TT	FF	FR	I	PBU	SACK	TFL
2023	1-0	1	-	-	-	-	-	-
Career	1-0	1	-	-	-	-	-	-

DINKINS' CAREER HIGHS

Tackles..... 1; West Virginia, 9/2/23



JOHNNY DIXON 3

Cornerback | 6-0 | 196
Senior
Tampa, Fla./Chamberlain/South Carolina
Major: Recreation, Park and Tourism Management

2023 > SENIOR SEASON

Awards: Named to the Reese's Senior Bowl watch list.
Season: Has started all three games at cornerback...Owns five tackles (all solo) to go along with an interception and two pass breakups.
West Virginia (9/2): Posted three solo tackles and added two pass breakups. at Illinois (9/16): Intercepted a pass in the third quarter and returned it 21 yards...It marked the longest interception return of his career...Added two solo tackles.

DIXON'S CAREER STATISTICS

	UT-AT	TT	FF	FR	I	PBU	SACK	TFL
2019*	2-1	3	-	-	1	-	-	1-2
2020*	28-6	34	-	1	-	5	-	-
2021	8-2	10	-	-	-	2	-	0.5-0
2022	17-6	23	1	-	2	10	3.0-20	4.5-24
2023	5-0	5	-	-	1	2	-	-
Career	60-15	75	1	1	4	19	3.0-20	6.0-26

DIXON'S CAREER HIGHS

Tackles..... 5; Three Times: Last Georgia, 11/28/20*
Tackles for Loss 1.5; Ohio, 9/10/22
Sacks..... 1; Three Times: Last Ohio State, 10/29/22
Forced Fumbles..... 1; Ohio State, 10/29/22
Fumble Recoveries 1; at Ole Miss, 11/14/20*
Interceptions..... 1; Three Times: Last at Rutgers, 11/19/22
Long Interception Return 21; at Illinois, 9/16/23
Pass Breakups 3; Central Michigan, 9/24/22

* at South Carolina (2019-20).



ANTHONY DONKOH 68

Offensive Line | 6-5 | 335
Freshman
Aldie, Va./Lightridge
Major: Division of Undergraduate Studies

2023 > TRUE FRESHMAN SOPHOMORE SEASON

Season: Has appeared in one game.
Delaware (9/9): Saw his first career action on the offensive line.


CRISTIAN DRIVER 80

Wide Receiver | 5-11 | 188
Redshirt Freshman
Flower Mound, Texas/Liberty Christian
Major: Division of Undergraduate Studies

> 2023 > REDSHIRT SOPHOMORE SEASON

Season: Has appeared in two games.

Delaware (9/9): Made his first career reception for eight yards.

DRIVER'S CAREER STATISTICS

	Att.-Yds.	Avg.	TD	LG	Rec.-Yds.	Avg.	TD	LG
2023	-	-	-	-	1-8	8.0	-	8
Career	-	-	-	-	1-8	8.0	-	8

> DRIVER'S CAREER HIGHS

Receptions..... 1; Delaware, 9/9/23
Receiving Yards..... 8; Delaware, 9/9/23
Longest Reception 8; Delaware, 9/9/23


ZANE DURANT 28

Defensive Tackle | 6-1 | 285
Sophomore
Lake Nona, Fla./Lake Nona
Major: Division of Undergraduate Studies

> 2023 > SOPHOMORE SEASON

Season: Has appeared in three games, making two starts...Owns seven tackles (4 solo) to go along with 1.5 tackles for loss and a sack.

West Virginia (9/2): Made first career start...Recorded two tackles. **Delaware (9/9):** Made a career-high four tackles (2 solo)...Posted a sack and a career-high 1.5 tackles for loss. **at Illinois (9/16):** Recorded a solo stop.

DURANT'S CAREER STATISTICS

	UT-AT	TT	FF	FR	I	PBU	SACK	TFL
2022	1-4	5	-	-	-	-	1.0-8	1.0-8
2023	4-3	7	-	-	-	-	1.0-8	1.5-9
Career	5-7	12	-	-	-	-	2.0-16	2.5-17

> DURANT'S CAREER HIGHS

Tackles..... 4; Delaware, 9/9/23
Tackles for Loss 1.5; Delaware, 9/9/23
Sacks..... 1; Twice: Last Delaware, 9/9/23


TYLER DUZANSKY 48

Long Snapper | 6-4 | 215
Redshirt Sophomore
Glen Ellyn, Ill./St. Francis Prep
Major: Supply Chain and Information Systems

> 2023 > REDSHIRT SOPHOMORE SEASON

Season: Has appeared in three games as the team's primary long snapper.

West Virginia (9/2): Made first career start at long snapper. **Delaware (9/9):** Assisted placekicker Alex Felkins in going 8-for-8 on extra point attempts...Punter Riley Thompson hit a 47-yard punt to the Delaware 7 in the second quarter. **at Illinois (9/16):** Helped Felkins convert on three field goals, including a long of 45 yards...Thompson landed a pair of punts inside the Illinois 20.


DVON ELLIES 91

Defensive Tackle | 6-1 | 298
Redshirt Senior
Burtonsville, Md./McDonogh School
Major: Journalism

> 2023 > REDSHIRT SENIOR SEASON

Awards: Preseason: Named to the Allstate Good Works Team and Wuerffel Trophy watch lists.

Season: Has appeared in three games, making one start...Owns four tackles (2 solo).

West Virginia (9/2): Matched his career high in tackles with four (2 solo).

ELLIES' CAREER STATISTICS

	UT-AT	TT	FF	FR	I	PBU	SACK	TFL
2020	3-0	3	-	-	-	-	1.0-10	1.0-10
2021	7-8	15	-	1	-	-	-	1.5-1
2022	6-9	15	1	-	-	1	1.0-9	2.0-12
2023	2-2	4	-	-	-	-	-	-
Career	18-19	37	1	1	-	1	2.0-19	4.5-23

> ELLIES' CAREER HIGHS

Tackles..... 4; Twice: Last West Virginia, 9/2/21
Tackles for Loss 1.0; Four Times: Last at Indiana, 11/5/22
Sacks..... 1.0; Twice: Last at Indiana, 11/5/22
Forced Fumbles 1; at Michigan, 10/15/22
Fumble Recoveries 1; Illinois, 10/23/21
Pass Breakups 1; Michigan State, 11/26/22


KEATON ELLIS 2

Safety | 5-11 | 190
Senior
State College, Pa./State College Area
Major: Recreation, Park and Tourism Management

> CAREER NOTES & RECORDS

Season: 2019: Tied for ninth at Penn State with three forced fumbles.

> 2023 > SENIOR SEASON

Awards: Preseason: Named to the Reese's Senior Bowl watch list.

Season: Has appeared in three games...Owns six solo stops and a forced fumble...Named a team captain at the conclusion of spring practice.

West Virginia (9/2): Made three solo tackles. **Delaware (9/9):** Forced a fumble in the third quarter, which was recovered by Kevin Winston Jr...Added two solo tackles. **at Illinois (9/16):** Made a solo stop.

ELLIS' CAREER STATISTICS

	UT-AT	TT	FF	FR	I	PBU	SACK	TFL
2019	9-9	18	3	1	-	2	-	-
2020	7-5	12	-	-	1	2	-	1.0-4
2021	14-4	18	-	-	-	1	-	-
2022	15-9	24	-	-	-	7	-	2.0-6
2023	6-0	6	1	-	-	-	-	-
Career	51-27	78	4	1	1	12	-	3.0-10

ELLIS' CAREER HIGHS

Tackles 6; Twice: Last vs. Arkansas, 1/1/22
Tackles for Loss 1.0; Three Times: Last at Rutgers, 11/19/22
Forced Fumbles 1; Four Times: Last Delaware, 9/9/23
Fumble Recoveries 1; at Maryland, 9/27/19
Interceptions 1; Illinois, 12/19/20
Pass Breakups 4; at Purdue, 9/1/22



TYLER ELSDON 43

Linebacker | 6-2 | 229
Junior
Frackville, Pa./North Schuylkill
Major: Health Policy and Administration

2023 JUNIOR SEASON

Awards: **Preseason:** Named to the Reese's Senior Bowl watch list.
Season: Has appeared in three games on defense and special teams...Owns four solo tackles and a pass breakup.
West Virginia (9/2): Made a solo stop. **at Illinois (9/16):** Made three solo stops...Added a pass breakup.

ELSDON'S CAREER STATISTICS

	UT-AT	TT	FF	FR	I	PBU	SACK	TFL
2020	1-0	1	-	-	-	-	-	-
2021	9-2	11	-	-	-	-	-	-
2022	25-19	44	-	1	-	1	1.0-2	2.0-6
2023	4-0	4	-	-	-	1	-	-
Career	39-21	61	-	1	-	2	1.0-1	2.0-6

ELSDON'S CAREER HIGHS

Tackles 6; Four Times: Last vs. Utah, 1/2/23
Tackles for Loss 1.0; Twice: Last at Rutgers, 11/19/22
Sacks 1.0; at Rutgers, 11/19/22
Fumble Recoveries 1; Michigan State, 11/26/22
Pass Breakups 1; Twice: Last at Illinois, 9/16/23



JASON ESTRELLA 86

Wide Receiver | 6-2 | 188
Redshirt Sophomore
Bethlehem, Pa./Liberty
Major: Biobehavioral Health

2023 REDSHIRT SOPHOMORE SEASON

Has appeared in one game on offense.



OMARI EVANS 5

Wide Receiver | 6-0 | 185
Sophomore
Killeen, Texas/Shoemaker
Major: Division of Undergraduate Studies

2022 SOPHOMORE SEASON

Season: Has appeared in two games.
Delaware (9/9): Scored on a 4-yard touchdown reception from Beau Pribula in the fourth quarter.

EVANS' CAREER STATISTICS

	Att.-Yds.	Avg.	TD	LG	Rec.-Yds.	Avg.	TD	LG
2022	1-7	7.0	-	7	5-55	11.0	1	32
2023	-	-	-	-	1-4	4.0	1	4
Career	1-7	7.0	-	7	6-59	9.8	2	32

EVANS' CAREER HIGHS

Receptions 2; Twice: Last Ohio State, 10/29/22
Receiving Yards 30; Ohio, 9/10/22
Longest Reception 32; Ohio, 9/10/22
Receiving Touchdowns 1; Ohio, 9/10/22
Rushing Attempts 1; Minnesota, 10/22/22
Rushing Yards 7; Minnesota, 10/22/22
Longest Rush 7; Minnesota, 10/22/22



OLUMUYIWA FASHANU 74

Offensive Line | 6-6 | 317
Junior
Waldorf, Md./Gonzaga College High School
Major: Supply Chain and Information Systems

2023 JUNIOR SEASON

Awards: **Preseason:** Named an Associated Press, Sporting News and PFF preseason first-team All-American...Earned a spot on the William V. Campbell Trophy, Walter Camp Player of the Year, Lombardi Award, Outland Trophy and Reese's Senior Bowl watch lists.
Season: Has started all three games at left tackle...Owns a 87.2 pass blocking grade according to Pro Football Focus (PFF) and has allowed one pressure on 82 pass protection snaps...Named a team captain at the conclusion of spring practice.
West Virginia (9/2): Allowed zero pressures on 31 pass protection snaps...Helped lead the Penn State offense to 478 total yards in the victory...Helped Drew Allar set career high marks in touchdown passes (3), passing yards (325), completions (21) and attempts (29). **Delaware (9/9):** Did not allow a pressure in 12 pass protection snaps...Penn State tallied 541 total yards on offense, including 315 yards on the ground...The Nittany Lions ran 91 offensive plays and held the ball for a time of possession of 42:22...Kaytron Allen rushed for 103 yards on 19 carries and touchdown, while Nicholas Singleton scored three touchdowns on the ground. **at Illinois (9/16):** Helped the Penn State offense score 20 points off turnovers...Allen and Singleton each accounted for rushing touchdowns, while Trey Potts threw a touchdown to Tyler Warren.



ALEX FELKINS

91

Kicker | 6-3 | 200

Senior

Tulsa, Okla./Holland Hall/Columbia

Major: Business Management Foundations (GC)

► 2023 ► SENIOR SEASON

Season: Has appeared in three games this season, serving two games as Penn State's primary placekicker...Named the coaching staff's Special Teams Player of the Week (Delaware, 9/9).

West Virginia (9/2): Converted a 25-yard field goal in the fourth quarter and also hit three extra-points for his first points as a Nittany Lion. **Delaware (9/9):** Went 8-for-8 on PAT attempts, marking a career high for makes...Kicked off four times, knocking all four for touchbacks. **at Illinois (9/16):** Tied his career high with three field goal makes...Converted on a 20-yard and 45-yard field goal in the first quarter, a 45-yard field goal in the first quarter and a 28-yard field goal in the second quarter...Connected on all three extra-point attempts.

FELKINS' CAREER KICKING STATISTICS

	FGM-A	%	0-19	20-29	30-39	40-49	50+	LG	XP	PTS
2019*	9-14	64.3	-	5-6	1-3	1-2	2-3	51	22-24	49
2020*	Season Cancelled - COVID 19 Pandemic									
2021*	16-24	66.7	1-1	4-5	7-8	4-10	-	42	25-27	73
2022*	11-16	68.8	-	3-4	4-6	3-4	1-2	53	28-28	61
2023	4-5	80.0	-	3-3	-	1-1	0-1	45	14-14	26
Career	40-59	67.8	1-1	16-19	12-17	9-17	3-6	53	89-93	209

FELKINS' CAREER KICKOFF STATISTICS

	KO	Yds.	Avg.	TB	OB
2019	41	2,405	58.7	24	1
2020	Season Cancelled - COVID 19 Pandemic				
2021	55	3,392	61.7	38	1
2022	49	2,959	60.4	29	2
2023	4	260	65.0	4	-
Career	149	9,016	60.5	95	4

► FELKINS' CAREER HIGHS

Points Scored.....13; Marist, 9/18/21*
PATs Made.....8; Delaware, 9/9/23
PATs Attempted.....8; Delaware, 9/9/23
Field Goals Made.....3; Five Times: Last at Illinois, 9/16/23
Field Goals Attempted.....5; Penn, 10/16/21*
Longest Field Goal.....53; at Marist, 9/17/22*
Kickoffs.....8; Twice: Last Marist, 9/18/21*
Kickoff Yards.....515; Marist, 9/18/21*
Kickoff Average.....65.0: Seven Times; Last at Penn, 10/15/22*
Touchbacks.....6; Three Times; Last at Yale, 10/30/21*

* at Columbia (2019-22).



ZURIAH FISHER

36

Defensive End | 6-3 | 254

Redshirt Junior

Aliquippa, Pa./Aliquippa

Major: Recreation, Park and Tourism Management

► 2023 ► REDSHIRT JUNIOR SEASON

Season: Has appeared in three games on defense and special teams...Has five tackles and 1.5 sacks.

West Virginia (9/2): Assisted on two tackles. **Delaware (9/9):** Posted a sack in the fourth quarter, the first of his career. **at Illinois (9/16):** Made two tackles and assisted on a sack.

FISHER'S CAREER STATISTICS

	UT-AT	TT	FF	FR	I	PBU	SACK	TFL
2021	2-2	4	-	-	-	-	-	-
2022	1-1	2	-	-	-	-	-	-
2023	2-3	5	-	-	-	-	1.5-10	1.5-10
Career	5-6	11	-	-	-	-	1.5-10	1.5-10

► FISHER'S CAREER HIGHS

Tackles.....2; Three Times: Last at Illinois, 9/16/23
Tackles for Loss.....1.0; Delaware, 9/9/23
Sacks.....1.0; Delaware, 9/9/23



MEHKI FLOWERS

10

Safety | 6-0 | 197

Redshirt Freshman

Harrisburg, Pa./Central Dauphin East

Major: Division of Undergraduate Studies

► 2023 ► REDSHIRT FRESHMAN SEASON

Season: Has appeared in one game.

Delaware (9/9): Assisted on a tackle.

FLOWERS' CAREER STATISTICS

	UT-AT	TT	FF	FR	I	PBU	SACK	TFL
2023	0-1	1	-	-	-	-	-	-
Career	0-1	1	-	-	-	-	-	-

► FLOWERS' CAREER HIGHS

Tackles.....1; Delaware, 9/9/23



DAEQUAN HARDY

25

Cornerback | 5-9 | 181

Redshirt Senior

Pittsburgh, Pa./Penn Hills

Major: Psychology

► 2022 ► REDSHIRT SENIOR SEASON

Season: Has appeared in one game, posting a tackle and an interception.

at Illinois (9/16): Intercepted a pass in the first quarter...Added a tackle.

HARDY'S CAREER STATISTICS

	UT-AT	TT	FF	FR	I	PBU	SACK	TFL
2020	8-2	10	-	-	-	2	-	1.0-7
2021	11-4	15	-	-	2	7	1.0-8	3.0-13
2022	9-4	13	1	-	1	4	0.5-1	0.5-1
2023	0-1	1	-	-	1	-	-	-
Career	28-11	39	1	-	3	13	1.5-9	4.5-21

► HARDY'S CAREER HIGHS

Tackles.....3; Four Times: Last Minnesota, 10/22/22
Tackles for Loss.....2; at Iowa, 10/9/21
Sacks.....1; at Iowa, 10/9/21
Forced Fumbles.....1; at Michigan, 10/15/22
Interceptions.....1; Four Times: Last at Illinois, 9/16/23
Long Interception Return.....18; at Indiana, 11/5/22
Pass Breakups.....2; Three Times: last at Purdue, 9/1/22



TYLER HOLZWORTH 34

Running Back | 6-0 | 218
Redshirt Sophomore
Milford, N.J./Delaware Valley Regional/Delaware Valley
Major: Agribusiness Management

► 2023 ► REDSHIRT SOPHOMORE SEASON

Season: Has appeared in two games.

Delaware (9/9): Recorded four rushing yards.

HOLZWORTH'S CAREER STATISTICS

	Att.-Yds.	Avg.	TD	LG	Rec.-Yds.	Avg.	TD	LG
2022	6-19	3.2	-	7	2-16	8.0	-	9
2023	3-4	1.3	-	-	-	-	-	-
Career	9-23	2.6	-	7	2-16	8.0	-	9

► HOLZWORTH'S CAREER HIGHS

Rushing Attempts 3; Twice: Last Delaware, 9/9/23
Rushing Yards 14; Maryland, 11/12/22
Longest Rush 7; Maryland, 11/12/22
Receptions 1; Twice: Last Maryland, 1/12/22
Receiving Yards 9; at Indiana, 11/5/22
Longest Reception 9; at Indiana, 11/5/22



OLAIVAVEGA IOANE 71

Offensive Line | 6-4 | 348
Redshirt Freshman
Graham, Wash./Graham-Kapowsin
Major: Division of Undergraduate Studies

► 2023 ► REDSHIRT FRESHMAN SEASON

Season: Has appeared in three games, making one start.

West Virginia (9/2): Helped lead the Penn State offense to 478 total yards in the victory...Helped Drew Allar set career-high marks in touchdown passes (3), passing yards (325), completions (21) and attempts (29). **Delaware (9/9):** Made his first career start...Penn State tallied 541 total yards on offense, including 315 yards on the ground...The Nittany Lions ran 91 offensive plays and held the ball for a time of possession of 42:22...Kaytron Allen rushed for 103 yards on 19 carries and touchdown, while Nicholas Singleton scored three touchdowns on the ground. **at Illinois (9/16):** Helped the Penn State offense score 20 points off turnovers...Allen and Singleton each accounted for rushing touchdowns, while Trey Potts threw a touchdown to Tyler Warren.



ADISA ISAAC 20

Defensive End | 6-4 | 249
Redshirt Senior
Brooklyn, N.Y./Canarsie
Major: Rehabilitation and Human Services

► 2022 ► REDSHIRT SENIOR SEASON

Awards: Preseason: Named to the Reese's Senior Bowl watch list.

Season: Has started all three games at defensive end...Owns six tackles (3 solo), two tackles for loss and a half-sack...Named a team captain during fall camp.

West Virginia (9/2): Posted two solo tackles, including a tackle for loss in the first quarter. **at Illinois (9/16):** Recorded four tackles to go along with one tackle for loss and a half-sack...Also added a quarterback hurry.

ISAAC'S CAREER STATISTICS

	UT-AT	TT	FF	FR	I	PBU	SACK	TFL
2019	4-10	14	1	-	-	-	1.5-8	3.0-13
2020	5-8	13	-	-	-	-	1.5-15	1.5-15
2021	Redshirt Season							
2022	15-13	28	-	-	-	-	4.0-32	11.0-49
2023	3-3	6	-	-	-	-	0.5-4	2.0-7
Career	27-34	61	1	-	-	-	7.5-59	17.5-84

► ISAAC'S CAREER HIGHS

Tackles 5; Twice: Last vs. Utah, 1/2/23
Tackles For Loss 3.0; at Auburn, 9/17/22
Sacks 1.5; at Maryland, 9/27/19
Forced Fumbles 1; at Maryland, 9/27/19



GOLDEN ISRAEL-ACHUMBA 78

Offensive Line | 6-4 | 332
Redshirt Junior
Bowie, Md./DeMatha Catholic
Major: Management

► 2023 ► REDSHIRT JUNIOR SEASON

Season: Has appeared in three games on special teams.



ANTHONY IVEY 12

Wide Receiver | 5-11 | 180
Redshirt Freshman
Lancaster, Pa./Manheim Township
Major: Division of Undergraduate Studies

► 2023 ► REDSHIRT FRESHMAN SEASON

Season: Has appeared in one game.



COZIAH IZZARD 99

Defensive Tackle | 6-3 | 294
Junior
Columbia, Md./DeMatha Catholic
Major: Telecommunications

► 2023 ► JUNIOR SEASON

Season: Has appeared in one game...Owns two sacks.

at Illinois (9/16): Posted a career-high two sacks.

IZZARD'S CAREER STATISTICS

	UT-AT	TT	FF	FR	I	PBU	SACK	TFL
2021	11-10	21	1	-	-	-	2.0-14	3.0-15
2022	7-3	10	-	-	-	-	2.0-12	4.0-21
2023	2-0	2	-	-	-	-	2.0-21	2.0-21
Career	20-13	33	1	-	-	-	6.0-47	9.0-57

► IZZARD'S CAREER HIGHS

Tackles 5; Illinois, 10/23/21
Tackles for Loss 2.0; Twice: Last at Illinois, 9/16/23
Sacks 2.0; at Illinois, 9/16/23
Forced Fumbles 1; Rutgers, 11/20/21



CURTIS JACOBS 23

Linebacker | 6-1 | 235
Junior
Glen Burnie, Md./McDonogh School
Major: Telecommunications

► 2023 ► JUNIOR SEASON

Awards: Preseason: Named to the Butkus Award and Reese's Senior Bowl watch lists.

Season: Has started three games...Named the coaching staff's Defensive Player of the Game (West Virginia, 9/2).

West Virginia (9/2): Posted 10 tackles (7 solo), to go along with a sack. **Delaware (9/9):** Had a quarterback hurry. **Illinois (9/16):** Posted two solo tackles and added a quarterback hurry.

JACOBS' CAREER STATISTICS

	UT-AT	TT	FF	FR	I	PBU	SACK	TFL
2020	6-3	9	-	-	-	1	-	0.5-1
2021	39-22	61	-	-	1	-	3.0-11	7.0-20
2022	29-23	52	1	2	1	2	4.0-29	7.5-37
2023	9-3	12	-	-	-	-	1.0-1	1.0-1
Career	83-51	134	1	2	2	3	8.0-41	16.0-59

► JACOBS' CAREER HIGHS

Tackles..... 14; Minnesota, 10/22/22
Tackles For Loss..... 2.0; Five Times: Last vs. Utah, 1/2/23
Sacks..... 2.0; vs. Utah, 1/2/23
Forced Fumbles..... 1; at Rutgers, 11/19/22
Fumble Recoveries..... 1; Twice: Last Northwestern, 10/1/22
Interceptions..... 1; Twice: Last at Michigan, 10/15/22
Long Interception Return..... 47; at Michigan, 10/15/22
Pass Breakups..... 1; Three Times: Last at Rutgers, 11/19/22



THEO JOHNSON 84

Tight End | 6-6 | 260
Junior
Windsor, Ontario/Holy Names Catholic
Major: Psychology

► 2023 ► JUNIOR SEASON

Awards: Preseason: Named to the Mackey Award and Reese's Senior Bowl watch lists.

Season: Has started three games...Named a team captain during fall camp.

Delaware (9/2): Made two catches for 14 yards. **Illinois (9/16):** Recorded two grabs for 32 yards.

JOHNSON'S CAREER STATISTICS

	Att.-Yds.	Avg.	TD	LG	Rec.-Yds.	Avg.	TD	LG
2020	-	-	-	-	4-56	14.0	-	23
2021	-	-	-	-	19-213	11.2	1	37
2022	-	-	-	-	20-328	16.4	4	48
2023	-	-	-	-	4-46	11.5	-	19
Career	-	-	-	-	47-643	13.7	5	48

► JOHNSON'S CAREER HIGHS

Receptions..... 5; Minnesota, 10/22/22
Receiving Yards..... 75; Twice: Last Minnesota, 10/22/22
Receiving Touchdowns..... 2; Michigan State, 11/26/22
Long Reception..... 48; Michigan State, 11/26/22



KAVEION KEYS 48

Linebacker | 6-2 | 214
Freshman
Richmond, Va./Varina
Major: Division of Undergraduate Studies

► 2023 ► TRUE FRESHMAN SEASON

Season: Has appeared in one game.


Delaware (9/9): Saw his first career action and made a solo tackle.

KEYS' CAREER STATISTICS

	UT-AT	TT	FF	FR	I	PBU	SACK	TFL
2023	1-0	1	-	-	-	-	-	-
Career	1-0	1	-	-	-	-	-	-

► KEYS' CAREER HIGHS

Tackles..... 1; Delaware, 9/9/23



KALEN KING 4

Cornerback | 5-11 | 190
Junior
Detroit, Mich./Cass Tech
Major: Recreation, Park and Tourism Management

► 2023 ► JUNIOR SEASON

Awards: Preseason: Earned first-team preseason All-American honors from the Associated Press, Sporting News and PFF...Named to the Bednarik Award, Bronko Nagurski Trophy, Jim Thorpe Award and Lott IMPACT Trophy watch lists.

Season: Has started all three games...Named the coaching staff's Defensive Player of the Game (West Virginia, 9/2).


West Virginia (9/2): Posted four tackles. **at Illinois (9/16):** Made four tackles (3 solo) to go along with a pass breakup.

KING'S CAREER STATISTICS

	UT-AT	TT	FF	FR	I	PBU	SACK	TFL
2021	15-8	23	1	-	-	5	-	1.0-2
2022	23-7	30	1	1	3	18	-	3.0-8
2023	4-4	8	-	-	-	1	-	-
Career	42-19	61	2	1	3	24	-	4.0-10

► MACK'S CAREER HIGHS

Tackles..... 7; vs. Arkansas, 1/1/22
Tackles for Loss..... 1.0; Four Times: Last Michigan State, 11/26/22
Forced Fumbles..... 1; Twice: Last Central Michigan, 9/24/22
Fumble Recoveries..... 1; Central Michigan, 9/24/22
Interceptions..... 1; Three Times: Last vs. Utah, 1/2/23
Pass Breakups..... 5; Michigan State, 11/26/22



KOBE KING **41**
Linebacker | 6-1 | 242
Redshirt Sophomore
Detroit, Mich./Cass Tech
Major: Recreation, Park and Tourism Management

► 2023 ► REDSHIRT SOPHOMORE SEASON

Season: Has started all three games at middle linebacker...Owns nine tackles, one tackle for loss and a fumble recovery.
West Virginia (9/2): Recorded five tackles. **at Illinois (9/16):** Recovered a forced fumble by Dominic DeLuca in the first quarter...Made four solo tackles, including a tackle for loss.

KING'S CAREER STATISTICS

	UT-AT	TT	FF	FR	I	PBU	SACK	TFL
2021	1-2	3	-	-	-	-	-	-
2022	20-21	41	-	1	-	3	-	4.0-10
2023	6-3	9	-	-	-	-	-	-
Career	27-26	53	-	1	-	3	-	4.0-10

► KING'S CAREER HIGHS

Tackles.....8; at Indiana, 11/5/22
Tackles for Loss.....2.5; at Indiana, 11/5/22
Fumble Recoveries.....1; Twice: Last at Illinois, 9/16/23
Long Fumble Return.....14; at Rutgers, 11/19/22
Pass Breakups.....1; Three Times: Last vs. Utah, 1/2/23



KEANDRE LAMBERT-SMITH **1**
Wide Receiver | 6-1 | 185
Junior
Norfolk, Va./Maury
Major: Recreation, Park and Tourism Management

► CAREER NOTES & RECORDS

Career: Has 1,268 career receiving yards, good for 23rd in school history...Has posted three career touchdown receptions of 70+ yards...Owns 17 catches that have gone for 20+ yards.
Game: 2022: Posted an 88-yard touchdown catch from Sean Clifford in the Rose Bowl Game victory over Utah (1/2/23), the fourth longest passing play in Penn State history...Became the only wide receiver in program history to throw and catch a touchdown in the same game in the win over Michigan State (11/26). **2021:** Hauled in an 83-yard touchdown reception Sean Clifford against Villanova (9/25), marking the eighth-longest pass play in program history. **2020:** Started alongside Parker Washington against Maryland (11/7), marking the first time a pair of true freshmen receivers have started for Penn State since Saeed Blacknall and Chris Godwin at Michigan in 2014.
Bowl: Records Set: Posted an 88-yard touchdown reception from Sean Clifford in the Rose Bowl win over Utah (1/2/23), the longest pass play in Rose Bowl history...Averaged 41.3 yards per reception in the Rose Bowl (three receptions, 124 yards), a Penn State bowl record. **2022:** Tallied 124 yards in the win over Utah in the Rose Bowl, tied for fifth all-time at Penn State in a bowl game. **2021:** Averaged 24.7 yards per reception (three receptions, 74 yards) in the Outback Bowl against Arkansas (1/1/22), ranking fifth by a Penn State player in a bowl game.

► 2023 ► JUNIOR SEASON

Awards: Named to the Reese's Senior Bowl watch list
Season: Has started three games...Owns 13 receptions for 220 yards and two touchdowns.
West Virginia (9/2): Finished with four receptions for 123 yards and a career-high two touchdowns...Hauled in a 72-yard touchdown reception on Penn State's opening drive...Scored on a 12-yard touchdown catch in the third quarter...Added a 30-yard grab in the second quarter. **Delaware (9/9):** Recorded a career-high six receptions for 74 yards. **at Illinois (9/16):** Tallied three grabs for 23 yards.

LAMBERT-SMITH'S CAREER STATISTICS

	Att.-Yds.	Avg.	TD	LG	Rec.-Yds.	Avg.	TD	LG
2020	-	-	-	-	15-138	9.2	-	20
2021	-	-	-	-	34-521	15.3	3	83
2022	-	-	-	-	24-389	16.2	4	88
2023	-	-	-	-	13-220	16.9	2	72
Career	-	-	-	-	86-1,268	14.7	9	88

► LAMBERT-SMITH'S CAREER HIGHS

Receptions.....6; Delaware, 9/9/23
Receiving Yards.....124; vs. Utah, 1/2/23
Touchdowns.....2; West Virginia, 9/2/23
Long Reception.....88; vs. Utah, 1/2/23



JAMEIAL LYONS **19**
Defensive End | 6-5 | 242
Freshman
Philadelphia, Pa./Roman Catholic
Major: Division of Undergraduate Studies

► 2023 ► TRUE FRESHMAN SEASON

Season: Has appeared in two games.
Delaware (9/9): In the third quarter, recorded his first career sack.

LYONS' CAREER STATISTICS

	UT-AT	TT	FF	FR	I	PBU	SACK	TFL
2023	1-0	1	-	-	-	-	1.0-4	1.0-4
Career	1-0	1	-	-	-	-	1.0-4	1.0-4

► LYONS' CAREER HIGHS

Tackles.....1; Delaware, 9/9/23
Tackles for Loss.....1.0; Delaware, 9/9/23
Sacks.....1.0; Delaware, 9/9/23



KING MACK **9**
Safety | 5-10 | 190
Freshman
Miami, Fla./St. Thomas Aquinas
Major: Division of Undergraduate Studies

► 2023 ► TRUE FRESHMAN SEASON

Season: Has appeared in three games.
Delaware (9/9): Posted two tackles and a quarterback hurry.

MACK'S CAREER STATISTICS

	UT-AT	TT	FF	FR	I	PBU	SACK	TFL
2023	1-1	2	-	-	-	-	-	-
Career	1-1	2	-	-	-	-	-	-

MACK'S CAREER HIGHS

Tackles.....2; Delaware, 9/9/23



JAN MAHLERT 81

Wide Receiver | 5-11 | 177
Redshirt Sophomore
Deutschland, Germany/Christoph-Probst-Gymnasium
Major: Aerospace Engineering

2023 REDSHIRT SOPHOMORE SEASON

Season: Has appeared in one game on special teams.



MALIK MCCLAIN 11

Wide Receiver | 6-4 | 206
Junior
Daphne, Ala. /IMG Academy/Florida State
Major: Communications

2023 JUNIOR SEASON

Season: Has appeared in three games on offense and special teams, making one start on offense... Named the coaching staff's Special Teams Player of the Week (West Virginia, 9/2).

West Virginia (9/2): Hauled in a 25-yard touchdown reception in the fourth quarter, his first touchdown as a Nittany Lions...Posted a career-best 58 receiving yards while tying his career high with four receptions. **Delaware (9/9):** Made a 7-yard reception. **at Illinois (9/16):** Made a 6-yard reception...Added a special teams tackle on kickoff coverage.

MCCLAIN'S CAREER STATISTICS

	Att.-Yds.	Avg.	TD	LG	Rec.-Yds.	Avg.	TD	LG
2021*	-	-	-	-	16-190	11.9	2	51
2022*	1-6	6.0	-	6	17-206	12.1	3	44
2023	-	-	-	-	6-71	11.8	1	25
Career	1-6	6.0	-	6	39-467	12.0	6	51

MCCLAIN'S CAREER HIGHS

Receptions.....4; Twice: Last West Virginia, 9/2/23
Receiving Yards.....58; West Virginia, 9/2/23
Receiving Touchdowns.....1; Six Times: Last West Virginia, 9/2/23
Longest Reception.....51; UMass, 10/23/21*
Rushing Attempts.....1; Georgia Tech, 10/29/22*
Rushing Yards.....6; Georgia Tech, 10/29/22*
Longest Rush.....6; Georgia Tech, 10/29/22*

* at Florida State (2021-22).



MALICK MEIGA 4

Wide Receiver | 6-4 | 203
Junior
Saint Jerome, Quebec/Cegep du Vieux
Major: Telecommunications

2023 JUNIOR SEASON

Season: Has appeared in one game on offense and special teams...Named a team captain during fall camp.

West Virginia (9/2): Made one reception for seven yards.

MEIGA'S CAREER STATISTICS

	Att.-Yds.	Avg.	TD	LG	Rec.-Yds.	Avg.	TD	LG
2021	-	-	-	-	3-78	26.0	1	67
2022	-	-	-	-	3-19	6.3	-	7
2023	-	-	-	-	1-7	7.0	-	7
Career	-	-	-	-	7-104	14.9	1	67

MEIGA'S CAREER HIGHS

Receptions.....2; Ohio, 9/10/22
Receiving Yards.....67; Rutgers, 11/20/21
Touchdowns.....1; Rutgers, 11/20/21
Long Reception.....67; Rutgers, 11/20/21



CAM MILLER 5

Cornerback | 6-0 | 183
Sophomore
Fernandina Beach, Fla./Trinity Christian Academy
Major: Division of Undergraduate Studies

2023 SOPHOMORE SEASON

Season: Has appeared in three games...Owns eight tackles (7 solo) to go along with a tackle for loss and an interception.

West Virginia (9/2): Posted four tackles and a tackle for loss. **Delaware (9/9):** Made a solo tackle. **at Illinois (9/16):** Intercepted a pass in the fourth quarter, the first of his career.

MILLER'S CAREER STATISTICS

	UT-AT	TT	FF	FR	I	PBU	SACK	TFL
2022	3-2	5	-	-	-	-	-	-
2023	7-1	8	-	-	1	-	-	1.0-1
Career	10-3	13	-	-	1	-	-	1.0-1

MILLER'S CAREER HIGHS

Tackles.....4; West Virginia, 9/2/23
Tackles for Loss.....1.0; West Virginia, 9/2/23
Interceptions.....1; at Illinois, 9/16/23



TYRECE MILLS 14

Safety | 6-1 | 200
Redshirt Junior
Philadelphia, Pa./Northeast/Lackawanna College
Major: Telecommunications

2023 REDSHIRT JUNIOR SEASON

Has appeared in two games.



DAKAARI NELSON 8

Safety | 6-3 | 217
Freshman
Livingston, Ala./Selma
Major: Division of Undergraduate Studies

2023 TRUE FRESHMAN SEASON

Has appeared in one game.



JB NELSON 56

Offensive Line | 6-5 | 334
Redshirt Junior
Pittsburgh, Pa./Mount Lebanon/Lackawanna College
Major: Recreation, Park and Tourism Management

2023 REDSHIRT JUNIOR SEASON

Season: Has appeared in two three games, making two starts.
West Virginia (9/2): Helped lead the Penn State offense to 478 total yards in the victory...Helped Drew Allar set career-high marks in touchdown passes (3), passing yards (325), completions (21) and attempts (29). **Delaware (9/9):** Penn State tallied 541 total yards on offense, including 315 yards on the ground...The Nittany Lions ran 91 offensive plays and held the ball for a time of possession of 42:22...Kaytron Allen rushed for 103 yards on 19 carries and touchdown, while Nicholas Singleton scored three touchdowns on the ground. **at Illinois (9/16):** Helped the Penn State offense score 20 points off turnovers...Allen and Singleton each accounted for rushing touchdowns, while Trey Potts threw a touchdown to Tyler Warren.



HUNTER NOURZAD 64

Offensive Line | 6-3 | 320
Redshirt Senior +
Marietta, Ga./The Walker School/Cornell
Major: Master's of Business Administration

2023 REDSHIRT SENIOR (+) SEASON

Season: Has started all three games at center.
West Virginia (9/2): Helped lead the Penn State offense to 478 total yards in the victory...Helped Drew Allar set career-high marks in touchdown passes (3), passing yards (325), completions (21) and attempts (29). **Delaware (9/9):** Penn State tallied 541 total yards on offense, including 315 yards on the ground...The Nittany Lions ran 91 offensive plays and held the ball for a time of possession of 42:22...Kaytron Allen rushed for 103 yards on 19 carries and touchdown, while Nicholas Singleton scored three touchdowns on the ground. **at Illinois (9/16):** Helped the Penn State offense score 20 points off turnovers...Allen and Singleton each accounted for rushing touchdowns, while Trey Potts threw a touchdown to Tyler Warren.



GABRIEL NWOSU 99

Punter | 6-6 | 274
Redshirt Sophomore
Derwood, Md./The Bullis School
Major: Supply Chain and Information Systems

2023 REDSHIRT SOPHOMORE SEASON

Season: Has appeared in three games as Penn State's primary kickoff specialist.
West Virginia (9/2): Hit six kickoffs, all landing for touchbacks. **Delaware (9/9):** Averaged 62.5 yards on six kickoffs, including four touchbacks. **at Illinois (9/16):** Landed four kickoffs for touchbacks.

NWOSU'S CAREER KICKOFF STATISTICS

	KO	Yds.	Avg.	TB	OB
2022	18	1,138	63.2	7	1
2023	18	1,155	64.2	14	-
Career	36	2,293	63.7	21	1

NWOSU'S CAREER PUNTING STATISTICS

	Punts	Yards	Avg.	I-20	FC	50+	LG	BLK
2022	2	68	34.0	-	-	-	36	-
2023	-	-	-	-	-	-	-	-
Career	2	68	34.0	-	-	-	36	-

NWOSU'S CAREER HIGHS

Kickoffs	6; Delaware, 9/9/23
Kickoff Yards	390; West Virginia, 9/2/23
Kickoff Average	66.0; Minnesota, 10/22/22
Touchbacks	6; West Virginia, 9/2/23
Punt Attempts	2; at Indiana, 11/5/22
Punt Yards	68; at Indiana, 11/5/22
Punt Average	34; at Indiana, 11/5/22
Longest Punt	36; at Indiana, 11/5/22



CHIMDY ONOH 55

Offensive Line | 6-5 | 275
Freshman
Baltimore, Md./Dundalk
Major: Division of Undergraduate Studies

2023 TRUE FRESHMAN SEASON

Has appeared in one game.



LAMONT PAYNE JR. 27

Cornerback | 6-0 | 197
Freshman
Carnegie, Pa./Chartiers Valley
Major: Division of Undergraduate Studies

2023 TRUE FRESHMAN SEASON

Has appeared in one game.



TREY POTTS 23

Running Back | 5-9 | 215
Redshirt Senior
Williamsport, Pa./Williamsport/Minnesota
Major: Communications

2023 REDSHIRT SENIOR SEASON

Season: Has appeared in all three games...Owns 13 carries for 67 yards (5.2)...Also has an 11-yard touchdown pass.
West Virginia (9/2): Rushed for six yards in his Penn State debut. **Delaware (9/9):** Ran for 59 yards on seven carries with a long rush of 20 yards. **at Illinois (9/16):** Threw an 11-yard touchdown pass to Tyler Warren in the third quarter, his first career touchdown toss.

POTTS' CAREER STATISTICS

	Att.-Yds.	Avg.	TD	LG	Rec.-Yds.	Avg.	TD	LG
2019*	7-51	7.3	1	24	-	-	-	-
2020*	19-121	6.4	1	36	4-20	5.0	-	10
2021*	112-552	4.9	6	54	2-14	7.0	-	12
2022*	101-471	4.7	3	40	3-23	7.7	-	14
2023	13-67	5.2	-	20	-	-	-	-
Career	252-1,262	5.0	11	54	9-57	6.3	-	14

► POTTS' CAREER HIGHS

Rushing Attempts	34; Miami (Ohio), 9/11/21*
Rushing Yards	178; Miami (Ohio), 9/11/21*
Rushing Touchdowns	3; at Colorado, 9/18/21*
Longest Rush	54; Bowling Green, 9/25/21*
Receptions	2; at Nebraska, 12/12/20*
Receiving Yards	14; Twice: Last New Mexico State, 9/1/22*
Longest Reception	14; New Mexico State, 9/1/22*

* At Minnesota (2019-22).



BEAU PRIBULA

9

Quarterback | 6-2 | 206
 Redshirt Freshman
 York, Pa./Central York
 Major: Division of Undergraduate Studies

► 2023 ► REDSHIRT FRESHMAN SEASON

Season: Has appeared in three games...Completed 4-of-9 passes for 29 yards and a touchdown...Owns 111 rushing yards on 20 carries (5.6) with a pair of touchdowns.

West Virginia (9/2): Scored the first rushing touchdown of his career in his first action of his career on a 5-yard run in the fourth quarter...Completed a seven-yard pass in the fourth quarter for the first attempt and completion of his career. **Delaware (9/9):** Completed 3-of-5 passes for 22 yards and a touchdown...Rushed for 46 yards and a score on eight carries...Connected with Omari Evans on a 4-yard touchdown pass in the fourth quarter for his first career touchdown toss...Scored on a 6-yard run in the third quarter...Marked his first career game with both a passing and rushing touchdown. **at Illinois (9/16):** Ran for a career-high 47 yards on nine carries...Had a career-long 21-yard run in the fourth quarter.

PRIBULA'S CAREER PASSING STATISTICS

	C-A	Yds.	%	TD-INT	YPG	LG
2023	4-9	29	44.4	1-0	14.5	10
Career	4-9	29	44.4	1-0	14.5	10

PRIBULA'S CAREER OFFENSIVE STATISTICS

	Att.-Yds.	Avg.	TD	LG	Rec.-Yds.	Avg.	TD	LG
2023	20-111	5.6	2	21	-	-	-	-
Career	20-111	5.6	2	21	-	-	-	-

► PRIBULA'S CAREER HIGHS

Pass Completions	3; Delaware, 9/9/23
Pass Attempts	5; Delaware, 9/9/23
Passing Yards	22; Delaware, 9/9/23
Passing Touchdowns	1; Delaware, 9/9/23
Long Pass	10; Delaware, 9/9/23
Rushing Attempts	9; at Illinois, 9/16/23
Rushing Yards	47; at Illinois, 9/16/23
Rushing Touchdowns	1; Twice: Last Delaware, 9/9/23
Longest Rush	21; at Illinois, 9/16/23



ANDREW RAPPLEYEA

87

Tight End | 6-4 | 253
 Freshman
 Millbrook, N.Y./Milton Academy (Mass.)
 Major: Division of Undergraduate Studies

► 2023 ► TRUE FRESHMAN SEASON

Has appeared in one game.



JAYLEN REED

1

Safety | 6-0 | 205
 Junior
 Detroit, Mich./Martin Luther King Jr.
 Major: Recreation, Park and Tourism Management

► 2023 ► JUNIOR SEASON

Season: Has started three games at safety.

West Virginia (9/2): Recorded four tackles (3 solo). **Delaware (9/9):** Recorded a solo sack in the first quarter, the first of his career...Added two solo tackles. **at Illinois (9/16):** Made four tackles (3 solo).

REED'S CAREER STATISTICS

	UT-AT	TT	FF	FR	I	PBU	SACK	TFL
2021	4-2	6	-	-	-	-	-	-
2022	23-8	31	-	-	-	3	-	2.0-6
2023	8-2	10	-	-	-	-	1.0-7	1.0-7
Career	32-11	43	-	-	-	3	1.0-7	3.0-13

► REED'S CAREER HIGHS

Tackles	5; at Indiana, 11/5/22
Tackles for Loss	1.0; Three Times: Last Delaware, 9/9/23
Sacks	1.0; Delaware, 9/9/23
Pass Breakups	3; Three Times: Last Michigan State, 11/26/22



CHOP ROBINSON

44

Defensive End | 6-3 | 254
 Junior
 Gaithersburg, Md./Quince Orchard/Maryland
 Major: Telecommunications

► 2023 ► JUNIOR SEASON

Awards: Preseason: Earned preseason second-team All-American honors...Named to the Bednarik Award, Lombardi Award and Bronko Nagurski Trophy watch lists.

Season: Has started three games at defensive end...Owns five tackles (4 solo), two tackles for loss and a pass breakup.

West Virginia (9/2): Posted two solo tackles and a tackle for loss. **Delaware (9/9):** Made a solo stop. **at Illinois (9/16):** Made two tackles, including a tackle for loss...Added a pass breakup.

ROBINSON'S CAREER STATISTICS

	UT-AT	TT	FF	FR	I	PBU	SACK	TFL
2021*	12-7	19	-	-	-	-	2-16	2.5-18
2022	19-7	26	1	1	-	2	5.5-29	10.0-39
2023	4-1	5	-	-	-	1	-	2.0-4
Career	35-15	50	1	1	-	3	7.5-45	14.5-61

► ROBINSON'S CAREER HIGHS

Tackles	5; at Michigan, 10/15/22
Tackles for Loss	2.0; Twice: Last Maryland, 11/12/22
Sacks	2.0; Maryland, 11/12/22
Forced Fumbles	1; at Auburn, 9/17/22
Fumble Recoveries	1; at Auburn, 9/17/22
Pass Breakups	1; Three Times: Last at Illinois, 9/16/23

* at Maryland (2021).



TA'MERE ROBINSON 24

Linebacker | 6-3 | 231
Freshman
Pittsburgh, Pa./Brashear
Major: Division of Undergraduate Studies

2023 TRUE FRESHMAN SEASON

Has appeared in one game.



TONY ROJAS 13

Linebacker | 6-2 | 225
Freshman
Fairfax, Va./Fairfax
Major: Division of Undergraduate Studies

2023 TRUE FRESHMAN SEASON

Season: Has appeared in three games on defense and special teams...Own six tackles and a tackle for loss.

West Virginia (9/2): Made two tackles. Delaware (9/9): Recorded his first career tackle for loss... Recorded two solo stops. at Illinois (9/16): Assisted on two tackles.

ROJAS' CAREER STATISTICS

	UT-AT	TT	FF	FR	I	PBU	SACK	TFL
2023	3-3	6	-	-	-	-	-	1.0-3
Career	3-3	6	-	-	-	-	-	1.0-3

ROJAS' CAREER HIGHS

Tackles.....2; Three Times: Last at Illinois, 9/16/23
Tackles for Loss1; Delaware, 9/9/23



DOMINIC RULLI 51

Offensive Line | 6-3 | 287
Redshirt Freshman
Burlington, Ky./The Taft School (Conn.)
Major: Division of Undergraduate Studies

2023 REDSHIRT FRESHMAN SEASON

Has appeared in three games on offense and special teams.



SANDER SAHAYDAK 93

Kicker | 6-0 | 177
Redshirt Sophomore
Bethlehem, Pa./Liberty
Major: Telecommunications

2023 REDSHIRT SOPHOMORE SEASON

Season: Has appeared in two games.

West Virginia (9/2): Connected on a pair of extra points. Delaware (9/9): Converted on his only extra-point attempt.

SAHAYDAK'S CAREER KICKING STATISTICS

	FGM-A	%	0-19	20-29	30-39	40-49	50+	LG	XP	PTS
2022	1-2	50.0	-	1-1	-	-	0-1	20	1-1	4
2023	0-2	0	-	-	0-2	-	-	-	3-3	3
Career	1-4	25.0	-	1-1	0-2	-	0-1	20	4-4	7

SAHAYDAK'S CAREER KICKOFF STATISTICS

	KO	Yds.	Avg.	TB	OB
2022	15	934	62.3	4	1
2023	1	53	53.0	-	-
Career	16	987	61.7	4	1

SAHAYDAK'S CAREER HIGHS

Points Scored.....4; at Rutgers, 11/19/22
PATs Made.....2; West Virginia, 9/2/23
PATs Attempted2; West Virginia, 9/2/23
Field Goals Made.....1; at Rutgers, 11/19/22
Field Goals Attempted1; at Rutgers, 11/19/22
Longest Field Goal.....20; at Rutgers, 11/19/22

Kickoffs.....4; Ohio, 9/10/22
Kickoff Yards.....240; Ohio, 9/10/22
Kickoff Average.....65.0; at Rutgers, 11/19/22



KADEN SAUNDERS 7

Wide Receiver | 5-10 | 175
Redshirt Freshman
Columbus, Ohio/Westerville South
Major: Division of Undergraduate Studies

2023 REDSHIRT FRESHMAN SEASON

Season: Has appeared in three games on offense and special teams...Penn State's primary punt returner through the first three contests...Owns two catches for 19 yards and seven punt returns for 46 yards.

West Virginia (9/2): Was Penn State's primary punt returner, fair catching three punts. Delaware (9/9): Posted five punt returns for 30 yards, including a long return of nine yards. at Illinois (9/16): Made two receptions for 19 yards...Added a key 19-yard punt return towards the end of the first half, leading to a Penn State field goal.

SAUNDERS' CAREER STATISTICS

	Att.-Yds.	Avg.	TD	LG	Rec.-Yds.	Avg.	TD	LG
2022	-	-	-	-	2-21	10.5	-	13
2023	-	-	-	-	2-19	9.5	-	10
Career	-	-	-	-	4-40	10.0	-	13

SAUNDERS' CAREER RETURN STATISTICS

	KR-Yds.	Avg.	TD	LG	PR-Yds.	Avg.	TD	LG
2023	-	-	-	-	7-46	6.6	-	19
Career	-	-	-	-	7-46	6.6	-	19

SAUNDERS' CAREER HIGHS

Receptions.....2; Twice: Last at Illinois, 9/16/23
Receiving Yards.....21; Ohio, 9/10/22
Long Reception.....13; Ohio, 9/10/22
Punt Returns.....5; Delaware, 9/9/23
Punt Return Yards30; Delaware, 9/9/23
Long Punt Return19; at Illinois, 9/16/23

SINGLETON'S CAREER STATISTICS


	Att.-Yds.	Avg.	TD	LG	Rec.-Yds.	Avg.	TD	LG
2022	156-1,061	6.8	12	87	11-85	7.7	1	22
2023	36-154	4.3	5	16	5-68	13.6	-	19
Career	192-1,215	6.3	17	87	16-153	9.6	1	22

SINGLETON'S CAREER RETURN STATISTICS

	KR-Yds.	Avg.	TD	LG	PR-Yds.	Avg.	TD	LG
2022	14-349	24.9	1	100	-	-	-	-
2023	5-99	19.0	-	31	-	-	-	-
Career	19-448	23.6	1	100	-	-	-	-

SINGLETON'S CAREER HIGHS

Rushing Attempts	21; Northwestern, 10/1/22
Rushing Yards	179; Ohio, 9/10/22
Rushing Touchdowns	3; Delaware, 9/9/23
Longest Rush	87; vs. Utah, 1/2/23
Receptions	3; Twice: Last at Illinois, 9/16/23
Receiving Yards	49; at Illinois, 9/16/23
Receiving Touchdowns	1; Michigan State, 11/26/22
Longest Reception	22; Minnesota, 10/22/22
Kick Returns	4; at Michigan, 10/15/22
Kick Return Yards	100; at Rutgers, 11/19/22
Kick Return Touchdowns	1; at Rutgers, 11/19/22
Long Kick Return	100; at Rutgers, 11/19/22
All-Purpose Yards	219; Ohio, 9/10/22



DREW SHELTON 66

Offensive Line | 6-5 | 306
Sophomore
Downingtown, Pa./Downingtown West
Major: Division of Undergraduate Studies

► 2023 ► SOPHOMORE SEASON

Season: Has appeared in three games on offense and special teams.

West Virginia (9/2): Helped lead the Penn State offense to 478 total yards in the victory...Helped Drew Allar set career-high marks in touchdown passes (3), passing yards (325), completions (21) and attempts (29). **Delaware (9/9):** Penn State tallied 541 total yards on offense, including 315 yards on the ground...The Nittany Lions ran 91 offensive plays and held the ball for a time of possession of 42:22...Kaytron Allen rushed for 103 yards on 19 carries and touchdown, while Nicholas Singleton scored three touchdowns on the ground. **at Illinois (9/16):** Helped the Penn State offense score 20 points off turnovers...Allen and Singleton each accounted for rushing touchdowns, while Trey Potts threw a touchdown to Tyler Warren.



NICHOLAS SINGLETON 10

Running Back | 6-0 | 222
Sophomore
Shillington, Pa./Governor Mifflin
Major: Division of Undergraduate Studies

► CAREER NOTES & RECORDS

Career: Notable: Has 1,215 career rushing yards, ranking 37th in Penn State history...Owns four career 100-yard rushing games...Has six career games with multiple rushing touchdowns.

Season: Records Set: Posted a Penn State freshman record 12 rushing touchdowns...Singleton (1,061) and Kaytron Allen (867) became the first true freshman teammates in Big Ten history each with 700 or more rushing yards in a single season. **2022:** Became the 16th all-time Nittany Lion to rush for 1,000 yards in a season...Joined Saquon Barkley (1,076; 2015) and D.J. Dozier (1,002; 1983) as the only PSU freshmen to reach 1,000 rushing yards in a season...With five multi-touchdown run games, became one of seven Penn State running backs to have at least five in a single season, joining Lydell Mitchell (8; 1971), Barkley (7; 2017), Curtis Enis (6; 1997), Ki-Jana Carter (6; 1994), Larry Johnson (5; 2002) and Richie Anderson (5; 1992)...Singleton and Allen became the only Penn State duo to each rush for 850-plus yards in a season and one of three 800-plus rushing yard duos: 2022 (Singleton, 1,061; Allen, 867), 2013 (Zach Zwinak, 989; Bill Belton, 803), 2005 (Tony Hunt, 1,047; Michael Robinson, 806).

Game: Records Set: Posted 179 rushing yards against Ohio (9/10), a Penn State record for a Beaver Stadium debut. **2022:** Tallied 70- and 44-yard touchdown runs and an additional 48-yard rush against Ohio, becoming the first Nittany Lion with multiple 40-plus yard touchdown runs in a game and three 40-plus yard runs in a game since Larry Johnson at Indiana on Nov. 16, 2002.

Bowl: 2022: Scored on an 87-yard run in the third quarter against Utah (1/2), the third-longest run in Rose Bowl Game history and the longest in the Rose Bowl Game since 2012...The run marked Penn State's second-longest rush in a bowl game, only trailing Saquon Barkley's 92-yard touchdown run in the 2017 Fiesta Bowl...Tallied two rushing touchdowns in the Rose Bowl Game, tied for second in a PSU bowl game, while his 120 rushing yards were 10th.

► 2023 ► SOPHOMORE SEASON

Awards: Preseason: Named to the Walter Camp Player of the Year, Maxwell Award, Doak Walker and Paul Hornung Award watch lists...Earned second-team preseason All-American honors from Sporting News and honorable mention honors from PFF.

Season: Has appeared in three games, making two starts...Owns 36 rushes for 154 yards and five touchdowns...Has five catches for 68 yards.

Rankings: Tied for second in the Big Ten in rushing touchdowns (5; T-4th nationally).

West Virginia (9/2): Ran for 70 yards on 13 carries with a long rush of 14 yards...Scored on a 2-yard rush in the second quarter. **Delaware (9/9):** Scored a career-high three rushing touchdowns...Rushed for 47 yards and added an 18-yard reception...Had a 26-yard kick return...Found the endzone on a 2-yard rush on Penn State's opening drive and scored on a pair of 5-yard runs in the second quarter. **at Illinois (9/16):** Ran for 39 yards to go along with a touchdown...Posted a career-high 49 receiving yards...Scored on a 16-yard rush in the fourth quarter...Added a 31-yard kick return.



TANK SMITH 38

Running Back | 5-7 | 222
Redshirt Senior
Pittsburgh, Pa./Penn Hills/Saint Francis (Pa.)
Major: Telecommunications

► 2023 ► REDSHIRT SENIOR SEASON

Season: Has appeared in one game.


Delaware (9/9): Ran for a career-high 29 yards on six carries with a long rush of nine yards.

SMITH'S CAREER STATISTICS

	Att.-Yds.	Avg.	TD	LG	Rec.-Yds.	Avg.	TD	LG
2020	1-7	7.0	-	7	-	-	-	-
2021	4-5	1.3	-	7	-	-	-	-
2022	23-61	2.7	-	11	1-2	2.0	-	2
2023	6-29	4.8	-	9	-	-	-	-
Career	34-102	3.0	-	11	1-2	2.0	-	2

► SMITH'S CAREER HIGHS

Rushing Attempts	6; Three Times: Last Delaware, 9/9/23
Rushing Yards	29; Delaware, 9/9/23
Longest Rush	11; vs. Utah, 1/2/23
Receptions	1; Ohio, 9/10/22
Receiving Yards	2; Ohio, 9/10/22
Longest Reception	2; Ohio, 9/10/22



JAXON SMOLIK14

Quarterback | 6-1 | 205
Freshman
Van Meter, Iowa/Dowling Catholic
Major: Division of Undergraduate Studies

> 2023 > TRUE FRESHMAN SEASON

Has appeared in one game.



MASON STAHL17

Wide Receiver | 6-0 | 197
Redshirt Junior
Pittsburgh, Pa./Baldwin
Major: Agribusiness Management

> 2023 > REDSHIRT JUNIOR SEASON

Season: Has appeared in two games on special teams.

STAHL'S CAREER STATISTICS

	Att.-Yds.	Avg.	TD	LG	Rec.-Yds.	Avg.	TD	LG
2021	3-22	7.3	-	17	-	-	-	-
Career	3-22	7.3	-	17	-	-	-	-

> STAHL'S CAREER HIGHS

Rushing Attempts3; Rutgers, 11/20/21
Rushing Yards.....22; Rutgers, 11/20/21
Longest Rush.....17; Rutgers, 11/20/21



RILEY THOMPSON95

Punter | 6-1 | 209
Senior
Melbourne, Australia/Haileybury/Deakin/Florida Atlantic
Major: Labor and Human Resources

> 2023 > SENIOR SEASON

Awards: *Preseason*: Named to the Ray Guy Award watch list.

Season: Has appeared in three games as Penn State's starting punter.

West Virginia (9/2): Had two punts for 75 yards with a long punt of 46 yards. Delaware (9/9): Hit a 47-yard punt to the Delaware 7 in the second quarter. at Illinois (9/16): Averaged 43.8 yards per punt on six punts...Knocked two punts inside the 20...Hit a 45-yard punt to the Illinois 19 in the second quarter and a 44-yard punt to the Illinois 12 in the fourth quarter.

THOMPSON'S CAREER PUNTING STATISTICS

	Punts	Yards	Avg.	I-20	FC	50+	LG	BLK
2022*	61	2,770	45.4	26	14	15	71	-
2023	10	429	42.9	3	3	-	47	-
Career	71	3,199	45.1	29	17	15	71	-

> THOMPSON'S CAREER HIGHS

Punt Attempts9; WKU, 11/26/22*
Punt Yards.....420; WKU, 11/26/22*
Punt Average.....53.8; at FIU, 11/12/22*
Longest Punt.....71; UAB, 10/29/22*

* At Florida Atlantic (2022).



DAVON TOWNLEY JR.18

Defensive Tackle | 6-6 | 267
Redshirt Sophomore
Minneapolis, Minn./North Community
Major: Recreation, Park and Tourism Management

> 2023 > REDSHIRT SOPHOMORE SEASON

Season: Has appeared in one game.

TOWNLEY'S CAREER STATISTICS

	UT-AT	TT	FF	FR	I	PBU	SACK	TFL
2022	0-3	3	-	-	-	-	-	-
2023	-	-	-	-	-	-	-	-
Career	0-3	3	-	-	-	-	-	-

> TOWNLEY'S CAREER HIGHS

Tackles.....1; Three Times: Last at Rutgers, 11/19/22



ZION TRACY12

Cornerback | 5-11 | 182
Freshman
Hempstead, N.Y./St. Thomas More (Conn.)
Major: Division of Undergraduate Studies

> 2023 > TRUE FRESHMAN SEASON

Season: Has appeared in three games on defense and special teams.

West Virginia (9/2): Made two tackles. Delaware (9/9): Posted a solo tackle. at Illinois (9/16): Made a solo stop.

TRACY'S CAREER STATISTICS

	UT-AT	TT	FF	FR	I	PBU	SACK	TFL
2023	3-1	4	-	-	-	-	-	-
Career	3-1	4	-	-	-	-	-	-

> TRACY'S CAREER HIGHS

Tackles.....2; West Virginia, 9/2/23



JORDAN van den BERG52

Defensive Tackle | 6-3 | 310
Redshirt Sophomore
Johannesburg, South Africa/Providence Christian/Iowa Western
Major: Telecommunications

> 2023 > REDSHIRT SOPHOMORE SEASON

Awards: *Preseason*: Named to the Reese's Senior Bowl watch list.

Season: Has appeared in two games.

West Virginia (9/2): Made two solo stops. at Illinois (9/16): Assisted on a tackle.

VAN DEN BERG'S CAREER STATISTICS

	UT-AT	TT	FF	FR	I	PBU	SACK	TFL
2021	4-2	6	1	-	-	-	1.0-9	2.0-12
2022	4-5	9	1	-	-	-	1.5-6	1.5-6
2023	2-1	3	-	-	-	-	-	-
Career	10-8	18	2	-	-	-	2.5-15	3.5-18

► VAN DEN BERG'S CAREER HIGHS

Tackles.....5; vs. Arkansas, 1/1/22
Tackles for Loss.....1.0; Three Times: Last at Auburn, 9/17/22
Sacks.....1.0; Twice: Last at Auburn, 9/17/22
Forced Fumbles.....1; Twice: Last Maryland, 11/12/22



AMIN VANOVER 15

Defensive End | 6-4 | 266
 Junior
 Newark, N.J./St. Joseph's
 Major: Rehabilitation and Human Services

► 2023 ► JUNIOR SEASON

Season: Has appeared in one game.

VANOVER'S CAREER STATISTICS

	UT-AT	TT	FF	FR	I	PBU	SACK	TFL
2020	3-0	3	-	-	-	-	-	-
2021	2-2	4	-	-	-	-	-	1.0-7
2022	9-7	16	-	-	-	3	1.0-12	4.5-19
Career	14-9	23	-	-	-	3	1.0-12	5.5-26

► VANOVER'S CAREER HIGHS

Tackles.....3; vs. Arkansas, 1/1/22
Tackles for Loss.....2.0; at Rutgers, 11/19/22
Sacks.....1.0; Maryland, 11/12/22
Pass Breakups.....1; Three Times: Last Central Michigan, 9/24/22



CAEDAN WALLACE 73

Offensive Line | 6-5 | 328
 Redshirt Senior
 Robbinsville, N.J./The Hun School
 Major: Communication Arts and Sciences

► 2023 ► REDSHIRT SENIOR SEASON

Awards: Preseason: Named to the Reese's Senior Bowl watch list.

Season: Has started three games at right tackle.

West Virginia (9/2): Helped lead the Penn State offense to 478 total yards in the victory...Helped Drew Allar set career-high marks in touchdown passes (3), passing yards (325), completions (21) and attempts (29). **Delaware (9/9):** Penn State tallied 541 total yards on offense, including 315 yards on the ground...The Nittany Lions ran 91 offensive plays and held the ball for a time of possession of 42:22...Kaytron Allen rushed for 103 yards on 19 carries and touchdown, while Nicholas Singleton scored three touchdowns on the ground. **at Illinois (9/16):** Helped the Penn State offense score 20 points off turnovers...Allen and Singleton each accounted for rushing touchdowns, while Trey Potts threw a touchdown to Tyler Warren.



HARRISON WALLACE III 6

Wide Receiver | 6-1 | 194
 Redshirt Sophomore
 Montgomery, Ala./Pike Road
 Major: Criminology

► 2023 ► REDSHIRT SOPHOMORE SEASON

Season: Has appeared in three games, making two starts.

West Virginia (9/2): Recorded career highs in receptions (7) and yards (72)...Had a long catch of 18 yards. **Delaware (9/9):** Made three grabs for 26 yards.

WALLACE'S CAREER STATISTICS

	Att.-Yds.	Avg.	TD	LG	Rec.-Yds.	Avg.	TD	LG
2022	-	-	-	-	19-273	14.4	1	48
2023	-	-	-	-	10-98	9.8	-	18
Career	-	-	-	-	29-371	12.8	1	48

► WALLACE'S CAREER HIGHS

Receptions.....7; West Virginia, 9/2/23
Receiving Yards.....72; West Virginia, 9/2/23
Receiving Touchdowns.....1; at Indiana, 11/5/22
Longest Reception.....48; Minnesota, 10/15/22



TYLER WARREN 44

Tight End | 6-6 | 257
 Junior
 Mechanicsville, Va./Atlee
 Major: Advertising and Public Relations

► 2023 ► JUNIOR SEASON

Awards: Preseason: Named to the Reese's Senior Bowl watch list.

Season: Has appeared in three games, making two starts.

West Virginia (9/2): Made a 9-yard reception. **Delaware (9/9):** Posted a career-high six receptions to go along with a 2-yard touchdown reception in the second quarter...Finished with 37 receiving yards. **at Illinois (9/16):** Hauled in an 11-yard touchdown reception from running back Trey Potts in the third quarter...Finished with three catches for 35 yards.

WARREN'S CAREER STATISTICS

	Att.-Yds.	Avg.	TD	LG	Rec.-Yds.	Avg.	TD	LG
2021	6-6	1.0	2	3	5-61	12.2	1	29
2022	-	-	-	-	10-123	12.3	3	38
2023	-	-	-	-	10-81	8.1	2	13
Career	6-6	1.0	2	3	25-265	10.6	6	38

► WARREN'S CAREER HIGHS

Receptions.....6; Delaware, 9/9/23
Receiving Yards.....38; Minnesota, 10/22/22
Receiving Touchdowns.....1; Six Times: Last at Illinois, 9/16/23
Longest Reception.....38; Minnesota, 10/22/22
Rushing Attempts.....2; Auburn, 9/18/21
Rushing Yards.....3; Villanova, 9/25/21
Rushing Touchdowns.....1; Twice: Last Villanova, 9/25/21
Longest Rush.....3; Villanova, 9/25/21



ELLIOT WASHINGTON II 16

Cornerback | 5-11 | 192
Freshman
Venice, Fla./Venice
Major: Division of Undergraduate Studies

► 2023 ► TRUE FRESHMAN SEASON

Season: Has appeared in three games on defense and special teams.
West Virginia (9/2): Made a special teams tackle. **Delaware (9/9):** Posted two tackles. at **Illinois (9/16):** Assisted on two tackles.

WASHINGTON'S CAREER STATISTICS

	UT-AT	TT	FF	FR	I	PBU	SACK	TFL
2023	2-3	5	-	-	-	-	-	-
Career	2-3	5	-	-	-	-	-	-

► WASHINGTON'S CAREER HIGHS

Tackles.....2; Twice: Last at Illinois, 9/16/23



ZAKEE WHEATLEY 6

Safety | 6-2 | 198
Redshirt Sophomore
Crofton, Md./Archbishop Spalding
Major: Division of Undergraduate Studies

► 2023 ► REDSHIRT SOPHOMORE SEASON

Season: Has appeared in three games...Owns 10 tackles (6 solo).
West Virginia (9/2): Posted four solo tackles. at **Illinois (9/16):** Led the team with a career-high six tackles.

WHEATLEY'S CAREER STATISTICS

	UT-AT	TT	FF	FR	I	PBU	SACK	TFL
2021	1-1	2	-	-	-	-	-	-
2022	21-6	27	1	-	2	1	-	-
2023	6-4	10	-	-	-	-	-	-
Career	28-11	39	1	-	2	1	-	-

► WHEATLEY'S CAREER HIGHS

Tackles.....6; at Illinois, 9/16/23
Forced Fumbles.....1; at Purdue, 9/1/22
Interceptions.....1; Twice: Last Central Michigan, 9/24/22
Pass Breakups.....1; Ohio State, 10/29/22



J'VEN WILLIAMS 70

Offensive Line | 6-5 | 313
Freshman
Reading, Pa./Wyomissing
Major: Division of Undergraduate Studies

► 2023 ► TRUE FRESHMAN SEASON

Has appeared in one game.



JAKE WILSON 94

Defensive End | 6-3 | 247
Redshirt Junior
Nazareth, Pa./Nazareth Area
Major: Electrical Engineering

► 2023 ► REDSHIRT JUNIOR SEASON

Season: Has appeared in three games, primarily on special teams.
Delaware (9/9): Assisted on a tackle.

WILSON'S CAREER STATISTICS

	UT-AT	TT	FF	FR	I	PBU	SACK	TFL
2022	0-1	1	-	-	-	-	-	-
2023	0-1	1	-	-	-	-	-	-
Career	0-2	2	-	-	-	-	-	-

► WILSON'S CAREER HIGHS

Tackles.....1; Twice: Last Delaware, 9/9/23



KEVIN WINSTON JR. 21

Safety | 6-2 | 203
Sophomore
Columbia, Md./DeMatha Catholic
Major: Division of Undergraduate Studies

► 2023 ► SOPHOMORE SEASON


Season: Has started three games at safety.
West Virginia (9/2): Made three tackles (2 solo) in first career start. **Delaware (9/9):** Recovered a fumble in the third quarter, the first of his career...Assisted on a tackle. at **Illinois (9/16):** Made three tackles (2 solo) to go along with a pass breakup.

WINSTON'S CAREER STATISTICS

	UT-AT	TT	FF	FR	I	PBU	SACK	TFL
2022	11-5	16	-	-	-	-	-	1.0-3
2023	4-3	7	-	1	-	1	-	-
Career	15-8	23	-	1	-	1	-	1.0-3

► WINSTON'S CAREER HIGHS

Tackles.....3; Four Times: Last West Virginia, 9/2/23
Tackles for Loss.....1.0; at Rutgers, 11/19/22
Fumble Recoveries.....1; Delaware, 9/9/23
Pass Breakups.....1; at Illinois, 9/16/23



SAL WORMLEY

77

Offensive Line | 6-3 | 324
Redshirt Senior
Newark, N.J./Smyrna (Del.)
Major: Journalism

➤ 2023 ➤ REDSHIRT SENIOR SEASON

Season: Has started three games at right guard.

West Virginia (9/2): Helped lead the Penn State offense to 478 total yards in the victory...Helped Drew Allar set career-high marks in touchdown passes (3), passing yards (325), completions (21) and attempts (29). **Delaware (9/9):** Penn State tallied 541 total yards on offense, including 315 yards on the ground...The Nittany Lions ran 91 offensive plays and held the ball for a time of possession of 42:22...Kaytron Allen rushed for 103 yards on 19 carries and touchdown, while Nicholas Singleton scored three touchdowns on the ground. **at Illinois (9/16):** Helped the Penn State offense score 20 points off turnovers...Allen and Singleton each accounted for rushing touchdowns, while Trey Potts threw a touchdown to Tyler Warren.



KEON WYLIE

32

Linebacker | 6-2 | 218
Redshirt Freshman
Philadelphia, Pa./Imhotep Charter
Major: Division of Undergraduate Studies

➤ 2023 ➤ REDSHIRT FRESHMAN SEASON

Season: Has appeared in three games.

West Virginia (9/2): Assisted on a tackle. **at Illinois (9/16):** Made a career-high four tackles (2 solo).

WYLIE'S CAREER STATISTICS

	UT-AT	TT	FF	FR	I	PBU	SACK	TFL
2022	1-1	2	-	-	-	-	0.5-2	0.5-2
2023	2-3	5	-	-	-	-	-	-
Career	3-4	7	-	-	-	-	0.5-2	0.5-2

➤ WYLIE'S CAREER HIGHS

Tackles.....4; at Illinois, 9/16/23
Tackles for Loss0.5; vs. Utah, 1/2/23
Sacks.....0.5; vs. Utah, 1/2/23

2023 RESULTS & STATISTICS

Team Results

	Date	Opponent		Score	Att.
	09/02/2023	West Virginia	W	38-15	110747
	09/09/2023	Delaware	W	63-7	108575
*	09/16/2023	at Illinois	W	30-13	49099

Rushing

Player	gp	att	gain	loss	net	avg	td	lg	avg/g
Kaytron Allen	3	42	212	4	208	5.0	2	18	69.3
Nicholas Singleton	3	36	162	8	154	4.3	5	16	51.3
Beau Pribula	3	20	117	6	111	5.6	2	21	37.0
Trey Potts	3	13	73	6	67	5.2	0	20	22.3
Drew Allar	3	15	61	9	52	3.5	1	13	17.3
Tank Smith	1	6	29	0	29	4.8	0	9	29.0
Tyler Holzworth	2	3	4	0	4	1.3	0	2	2.0
Total	3	135	658	33	625	4.6	10	21	208.3
Opponents	3	93	393	103	290	3.1	4	66	96.7

Passing

Player	gp	effic	comp-att-int	pct	yds	td	lg	avg/g
Drew Allar	3	152.4	59-88-0	67.0	737	4	72	245.7
Beau Pribula	3	108.2	4-9-0	44.4	29	1	10	9.7
Trey Potts	3	522.4	1-1-0	100.0	11	1	11	3.7
Total	3	152.1	64-98-0	65.3	777	6	72	259.0
Opponents	3	94.7	47-88-5	53.4	512	1	47	170.7

Receiving

Player	gp	no.	yds	avg	td	lg	avg/g
KeAndre Lambert-Smith	3	13	220	16.9	2	72	73.3
Tyler Warren	3	10	81	8.1	2	13	27.0
Harrison Wallace III	2	10	98	9.8	0	18	49.0
Malik McClain	3	6	71	11.8	1	25	23.7
Liam Clifford	3	5	60	12.0	0	33	20.0
Nicholas Singleton	3	5	68	13.6	0	19	22.7
Dante Cephas	3	4	71	17.8	0	26	23.7
Theo Johnson	3	4	46	11.5	0	19	15.3
Kaden Saunders	3	2	19	9.5	0	10	6.3
Kaytron Allen	3	2	24	12.0	0	15	8.0
Malick Meiga	1	1	7	7.0	0	7	7.0
Cristian Driver	1	1	8	8.0	0	8	8.0
Omari Evans	2	1	4	4.0	1	4	2.0
Total	3	64	777	12.1	6	72	259.0
Opponents	3	47	512	10.9	1	47	170.7

Game Records

Record	Overall	Home	Away	Neutral
ALL GAMES	3-0	2-0	1-0	0-0
CONFERENCE	1-0	0-0	1-0	0-0
NON-CONFERENCE	2-0	2-0	0-0	0-0

Team Statistics

	PSU	OPP
First Downs	81	42
Rushing	35	16
Passing	40	21
Penalty	6	5
Rushing Yardage	625	290
Rushing attempts	135	93
Average per rush	4.6	3.1
Average per game	208.3	96.7
TDs Rushing	10	4
Passing Yardage	777	512
Comp-Att-Int	64-98-0	47-88-5
Average per pass	7.9	5.8
Average per catch	12.1	10.9
Average per game	259.0	170.7
TDs Passing	6	1
Total offense	1402	802
Average per play	6.0	4.4
Average per game	467.3	267.3
Kick returns: #-Yards	5-99	5-68
Punt returns: #-Yards	7-46	4-36
Int returns: #-Yards	5-65	0-0
Fumbles-Lost	2-0	3-2
Penalties-Yards	15-130	16-135
Punts-Avg	11-41.7	17-41.1
Time of possession / game	34:19	25:41
3rd-down conversion	18/41	12/40
4rd-down conversion	4/5	4/7
PAT-attempts	(17-17) 100%	(3-3) 100%
2-point conversion-attempts	(0-0) 0%	(1-2) 50%

Interceptions

Player	no.	yds	avg	td	lg
Johnny Dixon	1	21	21.0	0	21
Daequan Hardy	1	0	0.0	0	0
Dominic DeLuca	1	26	26.0	1	26
Cam Miller	1	0	0.0	0	0
Abdul Carter	1	18	18.0	0	18
Total	5	65	13.0	1	26
Opponents	0	0	0.0	0	0

2023 RESULTS & STATISTICS

Field Goals

Player	fg	pct.	01-19	20-29	30-39	40-49	50-99	lg	blk
Alex Felkins	4-5	80.0	0-0	3-3	0-0	1-1	0-1	45	1
Sander Sahaydak	0-2	0.0	0-0	0-0	0-2	0-0	0-0	0	0
Opponents	0-2	0.0	0-0	0-0	0-0	0-2	0-0	0	0

Scoring

Player	td	fg	PAT				dxp	saf	pts
			kick	rush	rcv	pass			
Nicholas Singleton	5	-	-	-	-	-	-	-	30
Alex Felkins	-	4-5	14-14	-	-	-	-	-	26
KeAndre Lambert-Smith	2	-	-	-	-	-	-	-	12
Tyler Warren	2	-	-	-	-	-	-	-	12
Beau Pribula	2	-	-	-	-	-	-	-	12
Kaytron Allen	2	-	-	-	-	-	-	-	12
Dominic DeLuca	1	-	-	-	-	-	-	-	6
Malik McClain	1	-	-	-	-	-	-	-	6
Drew Allar	1	-	-	-	-	-	-	-	6
Omari Evans	1	-	-	-	-	-	-	-	6
Sander Sahaydak	-	0-2	3-3	-	-	-	-	-	3
Total	17	4-7	17-17	0	0	0	0	0	131
Opponents	5	0-2	3-3	0	1	1	0	0	35

Score by Periods

Team	1st	2nd	3rd	4th	OT	TOT
Penn St.	27	38	35	31	0	131
Opponents	7	14	0	14	0	35

FG Sequence

Team Name	Penn St.	Opponents
Illinois	(20),(45),52,(28)	47
West Virginia	38,34,(25)	
Delaware		46

Numbers in parentheses indicate field goal was made

Kickoffs

Player	no.	yds	avg	tb	ob	retn	net	ydln
Gabe Nwosu	18	1155	64.2	14	0			
Alex Felkins	4	260	65.0	4	0			
Sander Sahaydak	1	53	53.0	0	0			
Total	23	1468	63.8	18	0	5	41.3	23
Opponents	7	429	61.3	1	0	5	40.3	24

Punting

Player	no.	yds	avg	lg	tb	fc	i20	50+	blk
Riley Thompson	10	429	42.9	47	0	4	3	0	0
Team	1	30	30.0	0	0	0	0	0	1
Total	11	459	41.7	47	0	4	3	0	1
Opponents	17	699	41.1	61	0	9	2	3	0

Punt Returns

Player	no.	yds	avg	td	lg
Kaden Saunders	7	46	6.6	0	19
Total	7	46	6.6	0	19
Opponents	4	36	9.0	0	13

Kick Returns

Player	no.	yds	avg	td	lg
Nicholas Singleton	5	99	19.8	0	31
Total	5	99	19.8	0	31
Opponents	5	68	13.6	0	20

All Purpose

Player	g	rush	rcv	pr	kr	ir	total	avg/g
Nicholas Singleton	3	154	68	0	99	0	321	107.0
Kaytron Allen	3	208	24	0	0	0	232	77.3
KeAndre Lambert-Smith	3	0	220	0	0	0	220	73.3
Beau Pribula	3	111	0	0	0	0	111	37.0
Harrison Wallace III	2	0	98	0	0	0	98	49.0
Tyler Warren	3	0	81	0	0	0	81	27.0
Dante Cephas	3	0	71	0	0	0	71	23.7
Malik McClain	3	0	71	0	0	0	71	23.7
Trey Potts	3	67	0	0	0	0	67	22.3
Kaden Saunders	3	0	19	46	0	0	65	21.7
Liam Clifford	3	0	60	0	0	0	60	20.0
Drew Allar	3	52	0	0	0	0	52	17.3
Theo Johnson	3	0	46	0	0	0	46	15.3
Tank Smith	1	29	0	0	0	0	29	29.0
Dominic DeLuca	3	0	0	0	0	26	26	8.7
Johnny Dixon	3	0	0	0	0	21	21	7.0
Abdul Carter	3	0	0	0	0	18	18	6.0
Cristian Driver	1	0	8	0	0	0	8	8.0
Malick Meiga	1	0	7	0	0	0	7	7.0
Tyler Holzworth	2	4	0	0	0	4	4	2.0
Omari Evans	2	0	4	0	0	0	4	2.0
Total	3	625	777	46	99	65	1612	537.3
Opponents	3	290	512	36	68	0	906	302.0

Total Offense

Player	g	plays	rush	pass	total	avg/g
Drew Allar	3	103	52	737	789	263.0
Kaytron Allen	3	42	208	0	208	69.3
Nicholas Singleton	3	36	154	0	154	51.3
Beau Pribula	3	29	111	29	140	46.7
Trey Potts	3	14	67	11	78	26.0
Tank Smith	1	6	29	0	29	29.0
Tyler Holzworth	2	3	4	0	4	2.0
Total	3	233	625	777	1402	467.3
Opponents	3	181	290	512	802	267.3

Team Defense

##	Player	gp	Tackles				Sacks	Pass defense			Fumbles		blkd	
			ua	a	tot	tfl/yds		int-yds	brup	qbh	fr-yds	ff	kick	saf
23	Curtis Jacobs	3	9	3	12	1-1	1-1	.	.	3
6	Zakee Wheatley	3	6	4	10
1	Jaylen Reed	3	8	2	10	1-7	1-7
41	Kobe King	3	6	3	9	1-3	1-0	.	.	.
5	Cam Miller	3	7	1	8	1-1	.	1-0
11	Abdul Carter	3	6	2	8	1-11	1-11	1-18	.	2
4	Kalen King	3	4	4	8	.	.	.	1
0	Dominic DeLuca	3	2	5	7	2-8	1-5	1-26	1	.	.	1	.	.
21	Kevin Winston	3	4	3	7	.	.	.	1	.	1-1	.	.	.
28	Zane Durant	3	4	3	7	1.5-9	1-8
13	Tony Rojas	3	3	3	6	1-3
20	Adisa Isaac	3	3	3	6	2-7	0.5-4	.	.	2
2	Keaton Ellis	3	6	.	6	1	.	.
3	Johnny Dixon	3	5	.	5	.	.	1-21	2
44	Demeioun Robinson	3	4	1	5	2-4	.	.	1
36	Zuriah Fisher	3	2	3	5	1.5-10	1.5-10
16	Elliot Washington II	3	2	3	5
32	Keon Wylie	3	2	3	5
43	Tyler Elsdon	3	4	.	4
91	Dvon Ellies	3	2	2	4
12	Zion Tracy	3	3	1	4
33	Dani Dennis-Sutton	3	1	2	3	1-0	.	.	.	1
51	Hakeem Beamon	3	1	2	3	1
52	Jordan van den Berg	3	2	1	3
99	Coziah Izzard	1	2	.	2	2-21	2-21
29	Audavion Collins	2	2	.	2	1-1	.	.	.	1
9	King Mack	3	1	1	2	1
31	Kolin Dinkins	3	1	.	1
10	Mehki Flowers	1	.	1	1
25	Daequan Hardy	1	.	1	1	.	.	1-0
94	Jake Wilson	3	.	1	1
48	Kaveion Keys	1	1	.	1
48	Tyler Duzansky	3	1	.	1
19	Jameial Lyons	2	1	.	1	1-4	1-4	.	.	1
Totals		3	105	58	163	20-90	10-71	5-65	6	12	2-1	2	0	0
Opponents		3	134	112	246	11-30	2-9	0-0	9	8	0-0	1	2	0

SCORING SUMMARY

Plays	Yds	Time	Result	Qtr.	Scoring Play
WEST VIRGINIA (6)					
4	94	1:56	TD	1	Lambert-Smith 72 yd pass from Allar (Sahaydak kick)
10	81	4:59	TD	2	Singleton 2 yd run (Sahaydak kick)
7	56	3:26	TD	3	Lambert-Smith 12 yd pass from Allar (Felkins kick)
9	65	2:57	FG	4	Felkins 25 yd kick
5	42	2:54	TD	4	McClain 25 yd pass from Allar (Felkins kick)
9	46	3:24	TD	4	Pribula 5 yd run (Felkins kick)
DELAWARE (9)					
13	60	5:50	TD	1	Singleton 2 yd run (Felkins kick)
9	37	5:10	TD	1	Allen 4 yd run (Felkins kick)
9	75	4:15	TD	2	Singleton 5 yd run (Felkins kick)
9	73	4:13	TD	2	Singleton 5 yd run (Felkins kick)
6	49	0:52	TD	2	Warren 2 yd pass from Allar (Felkins kick)
10	74	5:06	TD	3	Allar 1 yd run (Sahaydak kick)
5	31	2:25	TD	3	Pribula 6 yd run (Felkins kick)
-	26	-	TD	3	DeLuca 26 yd interception return (Felkins kick)
8	71	4:14	TD	4	Evans 4 yd pass from Pribula (Felkins kick)
ILLINOIS (6)					
9	40	4:10	FG	1	Felkins 20 yd kick
4	-6	1:19	FG	1	Felkins 45 yd kick
12	57	5:13	TD	1	Allen 4 yd run (Felkins kick)
6	48	0:42	FG	2	Felkins 28 yd kick
7	70	2:14	TD	3	Warren 11 yd pass from Potts (Felkins kick)
3	30	1:11	TD	4	Singleton 16 yd run (Felkins kick)

RED ZONE RECAP

PENN STATE			
Opponent	Scores/Chances	Result	Pct.
West Virginia	4/5	3 TD, 1 FG, 1 missed FG	80%
Delaware	8/8	8 TD	100%
at Illinois	5/5	3 TD, 2 FG	100%
Iowa	-	-	-
at Northwestern	-	-	-
UMass	-	-	-
at Ohio State	-	-	-
Indiana	-	-	-
at Maryland	-	-	-
Michigan	-	-	-
Rutgers	-	-	-
at Michigan State	-	-	-
TOTAL	17/18	14 TD, 3 FG, 1 missed FG	94%

OPPONENT			
Opponent	Scores/Chances	Result	Pct.
West Virginia	2/2	2 TD	100%
Delaware	0/0	-	-
at Illinois	2/2	2 TD	100%
Iowa	-	-	-
at Northwestern	-	-	-
UMass	-	-	-
at Ohio State	-	-	-
Indiana	-	-	-
at Maryland	-	-	-
Michigan	-	-	-
Rutgers	-	-	-
at Michigan State	-	-	-
TOTAL	4/4	4 TD	100%

56 2023 PENN STATE FOOTBALL

PENN STATE GAME-BY-GAME

Date	Opponent	Rushing				Receiving				Passing				Kick Returns				Punt Returns				tot		
		no.	yds	td	lg	no.	yds	td	lg	cmp	att	int	yds	td	lg	no.	yds	td	lg	no.	yds	td	lg	off
09/02/2023	West Virginia	35	146	2	14	22	332	3	72	22	30	0	332	3	72	1	19	0	19	0	0	0	0	478
09/09/2023	Delaware	60	315	6	20	25	226	2	26	25	31	0	226	2	26	1	26	0	26	5	30	0	9	541
09/16/2023	at Illinois	40	164	2	21	17	219	1	33	17	37	0	219	1	33	3	54	0	31	2	16	0	19	383
Penn St.		135	625	10	21	64	777	6	72	64	98	0	777	6	72	5	99	0	31	7	46	0	19	1402
Opponents		93	290	4	66	47	512	1	47	47	88	5	512	1	47	5	68	0	20	4	36	0	13	802

Penn St. Averages

Games	Avg/ rush	Avg/ catch	Pass eff	KR avg	PR avg	All purpose avg/game	Total offense avg/game
3	4.6	12.1	152.1	19.8	6.6	537.3	467.3

Date	Opponent	Tackles				Sacks	Fumble		Pass Defense			blkd	PAT attempts			off		
		ua	a	total	tfl-yds	no-yds	ff	fr-yds	int-yds	qbh	brup	kick	kick	rush	rcv	saf	t/o	pts
09/02/2023	West Virginia	45	20	65	6.0-22	3-17	0	0-0	0-0	3	2	0	5-5	0	0	0	0	38
09/09/2023	Delaware	21	10	31	7.0-29	4-24	1	1-1	1-26	7	1	0	9-9	0	0	0	14	63
09/16/2023	at Illinois	39	28	67	7.0-39	3-30	1	1-0	4-39	2	3	0	3-3	0	0	0	20	30
Penn St.		105	58	163	20.0-90	10-71	2	2-1	5-65	12	6	0	17-17	0	0	0	34	131
Opponents		134	112	246	11.0-30	2-9	1	0-0	0-0	8	9	2	3-3	0	1	0	0	35

Date	Opponent	Punting										Field Goals			Kickoffs			
		no.	yds	avg	long	blkd	tb	fc	50+	i20	md-att	long	blkd	no.	yds	avg	tb	ob
09/02/2023	West Virginia	2	75	37.5	46	0	0	0	0	0	1-3	25	0	7	443	63.3	6	0
09/09/2023	Delaware	2	91	45.5	47	0	0	2	0	1	0-0	0	0	10	635	63.5	8	0
09/16/2023	at Illinois	7	293	41.9	45	1	0	2	0	2	3-4	45	1	6	390	65.0	4	0
Penn St.		11	459	41.7	47	1	0	4	0	3	4-7	45	1	23	1468	63.8	18	0
Opponents		17	699	41.1	61	0	0	9	3	2	0-2	0	0	7	429	61.3	1	0

OPPONENT GAME-BY-GAME

		Rushing				Receiving				Passing				Kick Returns				Punt Returns				tot		
Date	Opponent	no.	yds	td	lg	no.	yds	td	lg	cmp	att	int	yds	td	lg	no.	yds	td	lg	no.	yds	td	lg	off
09/02/2023	West Virginia	40	146	2	17	16	162	0	37	16	27	0	162	0	37	1	20	0	20	1	4	0	4	308
09/09/2023	Delaware	24	82	1	66	6	58	0	28	6	17	1	58	0	28	2	19	0	13	0	0	0	0	140
09/16/2023	at Illinois	29	62	1	20	25	292	1	47	25	44	4	292	1	47	2	29	0	16	3	32	0	13	354
Opponents		93	290	4	66	47	512	1	47	47	88	5	512	1	47	5	68	0	20	4	36	0	13	802
Penn St.		135	625	10	21	64	777	6	72	64	98	0	777	6	72	5	99	0	31	7	46	0	19	1402

Opponents Averages

Games	Avg/ rush	Avg/ catch	Pass effc	KR avg	PR avg	All purpose avg/game	Total offense avg/game
3	3.1	10.9	94.7	13.6	9.0	302.0	267.3

Date	Opponent	ua	Tackles			Sacks	Fumble			Pass Defense			blkd kick	PAT attempts			off		
			a	total	tfl-yds		ff	fr	yds	int-yds	qbh	brup		kick	rush	rcv	saf	t/o	pts
09/02/2023	West Virginia	40	22	62	4.0-11	1-6	0	0	0-0	0-0	3	2	0	1-1	0	1	0	0	15
09/09/2023	Delaware	60	42	102	3.0-11	0-0	1	0	0-0	0-0	2	1	0	1-1	0	0	0	0	7
09/16/2023	at Illinois	34	48	82	4.0-8	1-3	0	0	0-0	0-0	3	6	2	1-1	0	0	0	0	13
Opponents		134	112	246	11.0-30	2-9	1	0	0-0	0-0	8	9	2	3-3	0	1	0	0	35
Penn St.		105	58	163	20.0-90	10-71	2	2	2-1	5-65	12	6	0	17-17	0	0	0	34	131

Date	Opponent	no.	yds	Punting							Field Goals			Kickoffs				
				avg	long	blkd	tb	fc	50+	i20	md-att	long	blkd	no.	yds	avg	tb	ob
09/02/2023	West Virginia	4	170	42.5	50	0	0	4	1	2	0-0	0	0	2	130	65.0	1	0
09/09/2023	Delaware	7	292	41.7	61	0	0	1	2	0	0-1	0	0	2	128	64.0	0	0
09/16/2023	at Illinois	6	237	39.5	44	0	0	4	0	0	0-1	0	0	3	171	57.0	0	0
Opponents		17	699	41.1	61	0	0	9	3	2	0-2	0	0	7	429	61.3	1	0
Penn St.		11	459	41.7	47	1	0	4	0	3	4-7	45	1	23	1468	63.8	18	0

58 2023 PENN STATE FOOTBALL

INDIVIDUAL GAME-BY-GAME

RUSHING & RECEIVING

Rushing

Player	No-Yds/TD	WVU	UD	Illini
Kaytron Allen	42-208/2	10-51/0	19-103/1	13-54/1
Nicholas Singleton	36-154/5	13-70/1	12-47/3	11-37/1
Beau Pribula	20-111/2	3-18/1	8-46/1	9-47/0
Drew Allar	15-52/1	4-1/0	5-27/1	6-24/0
Trey Potts	13-67/0	5-6/0	7-59/0	1-2/0
Tank Smith	6-29/0	DNP	6-29/0	DNP
Tyler Holzworth	3-4/0	-	3-4/0	DNP

Receiving

Player	No-Yds/TD	WVU	UD	Illini
KeAndre Lambert-Smith	13-220/2	4-123/2	6-74/0	3-23/0
Harrison Wallace III	10-98/0	7-72/0	3-26/0	DNP
Tyler Warren	10-81/2	1-9/0	6-37/1	3-35/1
Malik McClain	6-71/1	4-58/1	1-7/0	1-6/0
Nicholas Singleton	5-68/0	1-1/0	1-18/0	3-49/0
Liam Clifford	5-60/0	2-25/0	2-2/0	1-33/0
Dante Cephas	4-71/0	1-22/0	2-36/0	1-13/0
Theo Johnson	4-46/0	-	2-14/0	2-32/0
Kaytron Allen	2-24/0	1-15/0	-	1-9/0
Kaden Saunders	2-19/0	-	-	2-19/0
Cristian Driver	1-8/0	DNP	1-8/0	DNP
Malick Meiga	1-7/0	1-7/0	DNP	DNP
Omari Evans	1-4/1	DNP	1-4/1	-

KICKING & PUNTING

KICKOFFS

Season	KO	Total Yards	TB	OB	Kick Avg.	Returns	Rtn. Yds.	Yds./Rtn.
Felkins, Alex	4	260	4	0	65.0	0	0	0.0
Nwosu, Gabriel	12	765	10	0	63.8	2	19	9.5
Sahaydak, Sander	1	53	0	0	53.0	1	20	20.0

Alex Felkins

Game	KO	Total Yards	TB	OB	Kick Avg.	Returns	Rtn. Yds.	Yds./Rtn.
Delaware	4	260	4	0	65.0	0	0	0.0

Gabriel Nwosu

Game	KO	Total Yards	TB	OB	Kick Avg.	Returns	Rtn. Yds.	Yds./Rtn.
WVU	6	390	6	0	65.0	0	0	0.0
Delaware	6	375	4	0	62.5	2	19	9.5
Illinois	6	390	4	0	65.0	0	0	0.0

Sander Sayahdak

Game	KO	Total Yards	TB	OB	Kick Avg.	Returns	Rtn. Yds.	Yds./Rtn.
WVU	1	53	0	0	53.0	1	20	20.0

PUNTING

Season	No.	Total Yds	Avg.	Long	I20	50+	TB	FC	Blk
Thompson, Riley	10	429	42.9	47	3	0	0	4	-

Riley Thompson

Game	No.	Total Yds	Avg.	Long	I20	50+	TB	FC	Blk
WVU	2	75	37.5	46	0	0	0	1	-
Delaware	2	91	45.5	47	1	0	0	1	-
Illinois	6	263	43.8	45	2	0	0	2	-

INDIVIDUAL GAME-BY-GAME

PASSING

#9 Beau Pribula	Comp	Att	Int	Pct	Yards	TD	Long	Sacked	Effic.
West Virginia	1	1	0	100.0	7	0	7	0-0	158.8
Delaware	3	5	0	60.0	22	1	10	0-0	163.0
Illinois	0	3	0	0.0	0	0	0	0-0	0.0
Totals	4	9	0	44.4	29	1	10	0-0	108.2

#15 Drew Allar	Comp	Att	Int	Pct	Yards	TD	Long	Sacked	Effic.
West Virginia	21	29	0	72.4	325	3	72	1-6	200.7
Delaware	22	26	0	84.6	204	1	26	0-0	163.2
Illinois	16	33	0	48.5	208	0	33	1-3	101.4
Totals	59	88	0	67.0	737	4	72	2-9	152.4

#23 Trey Potts	Comp	Att	Int	Pct	Yards	TD	Long	Sacked	Effic.
Illinois	1	1	0	100.0	11	1	11	0-0	522.4
Totals	1	1	0	100.0	11	1	11	0-0	522.4

TACKLE BREAKDOWN

RUSHING TACKLES

Jacobs, Curtis	9
Carter, Abdul	7
King, Kobe	7
Durant, Zane	6
Wheatley, Zakee	6
Isaac, Adisa	5
Robinson, Chop	5
Fisher, Zuriah	4
Winston, K.J.	4
Wylie, Keon	4
DeLuca, Dominic	3
Dennis-Sutton, Dani	3
Ellies, Dvon	3
King, Kalen	3
Reed, Jaylen	3
Rojas, Tony	3
Beamon, Hakeem	3
van den Berg, Jordan	3
Collins, Audavion	2
Izzard, Coziah	2
Mack, King	2
Miller, Cam	2
Tracy, Zion	2
Dixon, Johnny	2
Ellis, Keaton	1
Flowers, Mehki	1
Keys, Kaveion	1
Lyons, Jameial	1
Washington II, Elliot	1
Wilson, Jake	1
TOTAL	102

PASSING TACKLES

Reed, Jaylen	6
Ellis, Keaton	5
King, Kalen	5
Miller, Cam	5
Wheatley, Zakee	4
Dixon, Johnny	3
Elsdon, Tyler	3
Jacobs, Curtis	3
DeLuca, Dominic	2
King, Kobe	2
Rojas, Tony	2
Washington II, Elliot	2
Durant, Zane	1
Ellies, Dvon	1
Fisher, Zuriah	1
Hardy, Daequan	1
Isaac, Adisa	1
Tracy, Zion	1
Wylie, Keon	1
TOTAL	50

SPECIAL TEAMS TACKLES

	Total	KO	Punt
DeLuca, Dominic	2	1	1
Washington II, Elliot	2	1	1
Dinkins, Kolin	1	1	-
Duzansky, Tyler	1	-	1
Elsdon, Tyler	1	-	1
McClain, Malik	1	1	-
Miller, Cam	1	1	-
Rojas, Tony	1	1	-
Tracy, Zion	1	1	-
TOTALS	11	7	4

60 2023 PENN STATE FOOTBALL

INDIVIDUAL GAME-BY-GAME

ALL-PURPOSE

Player	g	rush	rcv	pr	kr	ir	total	avg/g
Nicholas Singleton	3	154	68	0	99	0	321	107.0
Kaytron Allen	3	208	24	0	0	0	232	77.3
KeAndre Lambert-Smith	3	0	220	0	0	0	220	73.3
Beau Pribula	3	111	0	0	0	0	111	37.0
Harrison Wallace III	2	0	98	0	0	0	98	49.0
Tyler Warren	3	0	81	0	0	0	81	27.0
Dante Cephas	3	0	71	0	0	0	71	23.7
Malik McClain	3	0	71	0	0	0	71	23.7
Trey Potts	3	67	0	0	0	0	67	22.3
Kaden Saunders	3	0	19	46	0	0	65	21.7
Liam Clifford	3	0	60	0	0	0	60	20.0
Drew Allar	3	52	0	0	0	0	52	17.3
Theo Johnson	3	0	46	0	0	0	46	15.3
Tank Smith	1	29	0	0	0	0	29	29.0
Dominic DeLuca	3	0	0	0	0	26	26	8.7
Johnny Dixon	3	0	0	0	0	21	21	7.0
Abdul Carter	3	0	0	0	0	18	18	6.0
Cristian Driver	1	0	8	0	0	0	8	8.0
Malick Meiga	1	0	7	0	0	0	7	7.0
Tyler Holzworth	2	4	0	0	0	0	4	2.0
Omari Evans	2	0	4	0	0	0	4	2.0
Total	3	625	777	46	99	65	1612	537.3
Opponents	3	290	512	36	68	0	906	302.0

GAME LEADERS

Opponent	Rushing Attempts	Rushing Yards	Receptions	Receiving Yards	All-Purpose Yards	Tackles
West Virginia	Singleton - 13	Singleton - 71	Wallace III - 7	Lambert-Smith - 123	Lambert-Smith - 123	Jacobs - 10
Delaware	Allen - 19	Allen - 103	Lambert-Smith/Warren - 6	Lambert-Smith - 74	Allen - 103	Carter/Durant - 4
at Illinois	Allen - 13	Allen - 54	Three players - 3	Singleton - 49	Singleton - 140	DeLuca/Wheatley - 6
Iowa	-	-	-	-	-	-
at Northwestern	-	-	-	-	-	-
UMass	-	-	-	-	-	-
at Ohio State	-	-	-	-	-	-
Indiana	-	-	-	-	-	-
at Maryland	-	-	-	-	-	-
Michigan	-	-	-	-	-	-
Rutgers	-	-	-	-	-	-
at Michigan State	-	-	-	-	-	-

INDIVIDUAL GAME-BY-GAME

TACKLES

Player	S-A	Total	WVU	UD	Illini
Curtis Jacobs	9-3	12	7-3	-	2-0
Jaylen Reed	8-2	10	3-1	2-0	3-1
Zakee Wheatley	6-4	10	4-0	-	2-4
Kobe King	6-3	9	2-3	-	4-0
Cam Miller	7-1	8	4-0	1-0	2-1
Abdul Carter	6-2	8	1-0	3-1	2-1
Kalen King	4-4	8	1-3	-	3-1
Kevin Winston	4-3	7	2-1	0-1	2-1
Zane Durant	4-3	7	1-1	2-2	1-0
Dominic DeLuca	2-5	7	1-0	-	1-5
Keaton Ellis	6-0	6	3-0	2-0	1-0
Tony Rojas	3-3	6	1-1	2-0	0-2
Adisa Isaac	3-3	6	2-0	-	1-3
Johnny Dixon	5-0	5	3-0	-	2-0
Demeioun Robinson	4-1	5	2-0	1-0	1-1
Elliot Washington II	2-3	5	1-0	1-1	0-2
Keon Wylie	2-3	5	0-1	-	2-2
Zuriah Fisher	2-3	5	0-2	1-0	1-1
Tyler Elsdon	4-0	4	1-0	-	3-0
Zion Tracy	3-1	4	1-1	1-0	1-0
Dvon Ellies	2-2	4	2-2	-	-
Jordan van den Berg	2-1	3	2-0	-	0-1
Dani Dennis-Sutton	1-2	3	-	0-1	1-1
Hakeem Beamon	1-2	3	0-1	0-1	1-0
Audavion Collins	2-0	2	-	2-0	DNP
Coziah Izzard	2-0	2	DNP	DNP	2-0
King Mack	1-1	2	-	1-1	-
Jameial Lyons	1-0	1	-	1-0	DNP
Kolin Dinkins	1-0	1	1-0	-	-
Tyler Duzansky	1-0	1	-	-	1-0
Kaveion Keys	1-0	1	DNP	1-0	DNP
Mehki Flowers	0-1	1	DNP	0-1	DNP
Daequan Hardy	0-1	1	DNP	DNP	0-1
Jake Wilson	0-1	1	-	0-1	-

62 2023 PENN STATE FOOTBALL

INDIVIDUAL GAME-BY-GAME

TACKLES FOR LOSS

Player	UA-A	Total	WVU	UD	Illini
Dominic DeLuca	2-0	2.0	1.0-5	-	1.0-3
Demeioun Robinson	2-0	2.0	1.0-2	-	1.0-2
Coziah Izzard	2-0	2.0	DNP	DNP	2.0-21
Adisa Isaac	1-2	2.0	1.0-2	-	1.0-5
Zane Durant	1-1	1.5	-	1.5-9	-
Zuriah Fisher	1-1	1.5	-	1.0-5	0.5-5
Jaylen Reed	1-0	1.0	-	1.0-7	-
Cam Miller	1-0	1.0	1.0-1	-	-
Abdul Carter	1-0	1.0	1.0-11	-	-
Tony Rojas	1-0	1.0	-	1.0-3	-
Jameial Lyons	1-0	1.0	-	1.0-4	DNP
Curtis Jacobs	1-0	1.0	1.0-1	-	-
Audavion Collins	1-0	1.0	-	1.0-1	DNP
Kobe King	1-0	1.0	-	-	1.0-3
Dani Dennis-Sutton	0-2	1.0	-	0.5-0	0.5-0

SACKS

Player	UA-A	Total	WVU	UD	Illini
Coziah Izzard	2-0	2	DNP	DNP	2-21
Zuriah Fisher	1-1	1.5	-	1-5	0.5-5
Dominic DeLuca	1-0	1	1-5	-	-
Jaylen Reed	1-0	1	-	1-7	-
Abdul Carter	1-0	1	1-11	-	-
Jameial Lyons	1-0	1	-	1-4	DNP
Curtis Jacobs	1-0	1	1-1	-	-
Zane Durant	1-0	1	-	1-8	-
Adisa Isaac	0-1	0.5	-	-	0.5-4

TURNOVERS BY GAME

PENN STATE: 7 GAINED

TYPE	QTR	PLAYER	PLAYS/ YDS	1st DOWNS	RESULT
WEST VIRGINIA (0)					
-	-	-	-	-	-
DELAWARE (2)					
FUM	3	Winston (forced by Ellis)	5/31	1	TD
INT	3	DeLuca (26-yd return for touchdown)*	-/26	-	TD
ILLINOIS (5)					
FUM	1	King, Kobe (forced by DeLuca)	9/40	2	FG
INT	1	Carter, Abdul (18-yd return)	4/-6	0	FG
INT	1	Hardy, Daequan	12/57	4	TD
INT	3	Dixon, Johnny (21-yd return)	3/4	0	PUNT
INT	3	Miller, Cam	3/30	1	TD

OPPONENT: 0 GAINED

TYPE	QTR	PLAYER	PLAYS/ YDS	1st DOWNS	RESULT
WEST VIRGINIA (0)					
-	-	-	-	-	-
DELAWARE (0)					
-	-	-	-	-	-
ILLINOIS (0)					
-	-	-	-	-	-

64 2023 PENN STATE FOOTBALL

TURNOVERS BY PLAYER

FUMBLES

Player	No-Lost	WVU	UD	Illini
Beau Pribula	1-0	-	-	1-0
Kaytron Allen	1-0	-	1-0	-

FORCED FUMBLES

Player	Number	WVU	UD	Illini
Dominic DeLuca	1	-	-	1
Keaton Ellis	1	-	1	-

FUMBLES RECOVERED

Player	Number	WVU	UD	Illini
Kevin Winston	1	-	1	-
Kobe King	1	-	-	1

INTERCEPTIONS

Player	Total	WVU	DEL	at ILL	IOWA	at NU	UMass	at OSU	IND	at UMD	MICH	RU	at MSU
Abdul Carter	1	-	-	1	-	-	-	-	-	-	-	-	-
Dominic DeLuca	1	-	1	-	-	-	-	-	-	-	-	-	-
Johnny Dixon	1	-	-	1	-	-	-	-	-	-	-	-	-
Daequan Hardy	1	-	-	1	-	-	-	-	-	-	-	-	-
Cam Miller	1	-	-	1	-	-	-	-	-	-	-	-	-

INTERCEPTIONS THROWN

Player	Total	WVU	DEL	at ILL	IOWA	at NU	UMass	at OSU	IND	at UMD	MICH	RU	at MSU
-	0	0	0	0	-	-	-	-	-	-	-	-	-

SCORING BREAKDOWN

PENN STATE DRIVES

Totals: 20 scoring drives (16 TD, 4 FG)

Special Teams/Defensive Touchdowns:

1 INT (Delaware - returned for a touchdown)

LONGEST DRIVES BY:

Plays:	13	Delaware (9/9)
	12	Illinois (9/16)
Yards:	94	West Virginia (9/2)
	81	West Virginia (9/2)
Time:	5:50	Delaware (9/9)
	5:13	Illinois (9/16)

OPPONENT DRIVES

Totals: 5 scoring drives (5 TD))

Special Teams/Defensive Touchdowns:

LONGEST DRIVES BY:

Plays:	10	West Virginia
	9	West Virginia (9/2)
Yards:	75	2x, Last vs. Delaware (9/9)
	69	West Virginia (9/2)
Time:	5:42	West Virginia (9/2)
	4:31	West Virginia (9/2)

LONG PLAY BREAKDOWN

BY YARDAGE

OFFENSE (9)

Yards	Type	Player(s)	Opponent
72*	Pass	Lambert-Smith, KeAndre from Allar, Drew	West Virginia
33	Pass	Clifford, Liam from Allar, Drew	at Illinois
30	Pass	Lambert-Smith, KeAndre from Allar, Drew	West Virginia
26	Pass	Cephas, Dante from Allar, Drew	Delaware
25*	Pass	McClain, Malik from Allar, Drew	West Virginia
22	Pass	McClain, Malik from Allar, Drew	West Virginia
22	Pass	Cephas, Dante from Allar, Drew	West Virginia
21	Run	Pribula, Beau	at Illinois
20	Run	Potts, Trey	Delaware

DEFENSE (2)

Yards	Type	Player(s)	Opponent
26*	INT	DeLuca, Dominic	Delaware
21	INT	Dixon, Johnny	at Illinois

SPECIAL TEAMS (3)

Yards	Type	Player(s)	Opponent
31	KR	Singleton, Nicholas	at Illinois
26	KR	Singleton, Ncholas	Delaware
23	KR	Singleton, Nicholas	at Illinois

* - touchdown scored on play

LONG PLAY BREAKDOWN

LONG PLAYS BY THE NUMBERS

BY YARDAGE			BY TYPE		
Yards	No.	TD	Type	No.	TD
100+	0	0	Rushing	2	0
90-99	0	0	Passing	7	2
80-89	0	0	Punt returns	0	0
70-79	1	1	Kick returns	3	0
60-69	0	0	Interceptions	2	1
50-59	0	0	Fumble returns	0	0
40-49	0	0	Other	0	0
30-39	3	0	TOTAL	14	3
20-29	10	2			

PENN STATE (14 PLAYS)

Play	#	Long	Play	Opponent
Passing	7	72*	Lambert-Smith, KeAndre from Allar, Drew	West Virginia
Rushing	2	21	Pribula, Beau	at Illinois
INT	2	26*	DeLuca, Dominic	Delaware
KR	3	31	Singleton, Nicholas	at Illinois

OPPONENTS (11 PLAYS)

Play	#	Long	Play	Opponent
Passing	8	37	Wilcher, Kenari from Paddock, John	at Illinois
Rushing	2	66*	Yarns, Marcus	Delaware
KR	1	20	Bishop Jr., Beanie	West Virginia

* - touchdown scored on play

20+ YARD PLAYS BY PLAYER

Player	No.	TD	R	P	KR	PR	IR	FR
Cephas, Dante	2	-	-	2	-	-	-	-
Clifford, Liam	1	-	-	1	-	-	-	-
DeLuca, Dominic	1	1	-	-	-	-	1	-
Dixon, Johnny	1	-	-	-	-	-	1	-
Lambert-Smith, KeAndre	2	1	-	2	-	-	-	-
McClain, Malik	2	1	-	2	-	-	-	-
Potts, Trey	1	-	1	-	-	-	-	-
Pribula, Beau	1	-	1	-	-	-	-	-
Singleton, Nicholas	3	-	-	-	3	-	-	-
TOTAL	14	3	2	7	3	-	2	-

LONGEST PLAYS OF THE YEAR

Rushing			
21	Pribula, Beau		at Illinois (9/16)
Rushing Touchdown			
16*	Singleton, Nicholas		at Illinois (9/16)
Passing			
72*	Lambert-Smith, KeAndre from Allar, Drew		West Virginia (9/2)
Passing Touchdown			
72*	Lambert-Smith, KeAndre from Allar, Drew		West Virginia (9/2)
Kick Return			
31	Singleton, Nicholas		at Illinois (9/16)
Punt Return			
19	Saunders, Kaden		at Illinois (9/16)
Interception Return			
-26*	DeLuca, Dominic		Delaware (9/9)
Fumble Return			
1	Winston, K.J. (forced by Ellis, Keaton)		Delaware (9/9)
Punt			
47	Thompson, Riley		Delaware (9/9)
Field Goal			
45	Felkins, Alex		at Illinois (9/16)

* - touchdown scored on play

OFFENSIVE STARTERS

OPPONENT	LT	LG	C	RG	RT	TE	QB	RB	WR	WR	WR
West Virginia	Fashanu	Nelson	Nourzad	Wormley	C. Wallace	Johnson	Allar	Singleton	Lambert-Smith	Wallace III	Warren (TE)
Delaware	Fashanu	Ioane	Nourzad	Wormley	C. Wallace	Johnson	Allar	Allen	Lambert-Smith	Wallace III	Clifford
at Illinois	Fashanu	Nelson	Nourzad	Wormley	C. Wallace	Johnson	Allar	Singleton	Lambert-Smith	McClain	Warren (TE)
Iowa	-	-	-	-	-	-	-	-	-	-	-
at Northwestern	-	-	-	-	-	-	-	-	-	-	-
UMass	-	-	-	-	-	-	-	-	-	-	-
at Ohio State	-	-	-	-	-	-	-	-	-	-	-
Indiana	-	-	-	-	-	-	-	-	-	-	-
at Maryland	-	-	-	-	-	-	-	-	-	-	-
Michigan	-	-	-	-	-	-	-	-	-	-	-
Rutgers	-	-	-	-	-	-	-	-	-	-	-
at Michigan State	-	-	-	-	-	-	-	-	-	-	-

DEFENSIVE STARTERS

OPPONENT	DE	DT	DT	DE	LB	LB	LB	CB	S	S	CB
West Virginia	Isaac	Beamon	Durant	C. Robinson	Carter	Jacobs	King, Kobe	King, Kalen	Reed	Winston	Dixon
Delaware	Isaac	Beamon	Ellies	C. Robinson	Carter	Jacobs	King, Kobe	King, Kalen	Reed	Winston	Dixon
at Illinois	Isaac	Beamon	Durant	C. Robinson	Carter	Jacobs	King, Kobe	King, Kalen	Reed	Winston	Dixon
Iowa	-	-	-	-	-	-	-	-	-	-	-
at Northwestern	-	-	-	-	-	-	-	-	-	-	-
UMass	-	-	-	-	-	-	-	-	-	-	-
at Ohio State	-	-	-	-	-	-	-	-	-	-	-
Indiana	-	-	-	-	-	-	-	-	-	-	-
at Maryland	-	-	-	-	-	-	-	-	-	-	-
Michigan	-	-	-	-	-	-	-	-	-	-	-
Rutgers	-	-	-	-	-	-	-	-	-	-	-
at Michigan State	-	-	-	-	-	-	-	-	-	-	-

CAREER STARTS

Player	'19	'20	'21	'22	'23	Total
Nourzad, Hunter (OL)	-	10+	10+	7	3	30
Wallace, Caedan (OL)	-	7	13	7	3	30
Lambert-Smith, KeAndre (WR)	-	5	13	7	3	28
Jacobs, Curtis (LB)	-	-	11	11	3	25
Cephas, Dante (WR)	-	-	13@	8@	-	21
Ellis, Keaton (S)	1	5	1	12	-	19
Johnson, Theo (TE)	-	1	6	8	3	18
Dixon, Johnny (CB)	1*	8*	-	5	3	17
Isaac, Adisa (DE)	-	-	-	12	3	15
Wormley, Sal (OL)	-	-	-	12	3	15
Beamon, Hakeem (DT)	-	-	-	11	3	14
McClain, Malik (WR)	-	-	9#	3#	1	13
King, Kalen (CB)	-	-	1	9	3	13
Elsdon, Tyler (LB)	-	-	-	12	-	12
Fashanu, Olumuyiwa (OL)	-	-	1	8	3	12
Carter, Abdul (LB)	-	-	-	6	3	9
Singleton, Nicholas (RB)	-	-	-	7	2	9
Izzard, Coziah (DT)	-	-	7	-	-	7
Potts, Trey (RB)	-	-	4!	1!	-	5
Warren, Tyler (TE)	-	-	-	3	2	5

Player	'19	'20	'21	'22	'23	Total
Allen, Kaytron	-	-	-	3	1	4
Shelton, Drew (OL)	-	-	-	4	-	4
Robinson, Chop (DE)	-	-	1^	-	3	4
Allar, Drew (QB)	-	-	-	-	3	3
King, Kobe (LB)	-	-	-	-	3	3
Reed, Jaylen (S)	-	-	-	-	3	3
Winston, Kevin (S)	-	-	-	-	3	3
Durant, Zane (DT)	-	-	-	-	2	2
Ellies, Dvon (DT)	-	-	1	-	1	2
Nelson, JB (OL)	-	-	-	-	2	2
Wallace III, Harrison (WR)	-	-	-	-	2	2
Clifford, Liam (WR)	-	-	-	-	1	1
Hardy, Daequan (CB)	-	-	1	-	-	1
Ioane, Vega (OL)	-	-	-	-	1	1
Vilbert, Smith (DE)	-	-	1	-	-	1

* Starts at South Carolina

+ Starts at Cornell

^ Starts at Maryland

Starts at Florida State

@ Starts at Kent State

! Starts at Minnesota

PARTICIPATION CHART

	GP/GS	WVU	UDEL	at III	IOWA	at NU	UMASS	at OSU	IND	at UMD	MICH	RU	at MSU
0	Dominic DeLuca	3/0	XXX	XXX	XXX	-	-	-	-	-	-	-	-
1	Jaylen Reed	3/3	START	START	START	-	-	-	-	-	-	-	-
1	KeAndre Lambert-Smith	3/3	START	START	START	-	-	-	-	-	-	-	-
2	Liam Clifford	3/1	XXX	START	XXX	-	-	-	-	-	-	-	-
2	Keaton Ellis	3/0	XXX	XXX	XXX	-	-	-	-	-	-	-	-
3	Dante Cephas	3/0	XXX	XXX	XXX	-	-	-	-	-	-	-	-
3	Johnny Dixon	3/3	START	START	START	-	-	-	-	-	-	-	-
4	Kalen King	3/3	START	START	START	-	-	-	-	-	-	-	-
4	Malick Meiga	1/0	XXX	-	-	-	-	-	-	-	-	-	-
5	Cam Miller	3/0	XXX	XXX	XXX	-	-	-	-	-	-	-	-
5	Omari Evans	3/0	-	XXX	XXX	-	-	-	-	-	-	-	-
6	Zakee Wheatley	3/0	XXX	XXX	XXX	-	-	-	-	-	-	-	-
6	Harrison Wallace III	3/2	START	START	XXX	-	-	-	-	-	-	-	-
7	Kaden Saunders	3/0	XXX	XXX	XXX	-	-	-	-	-	-	-	-
8	DaKaari Nelson	1/0	-	XXX	-	-	-	-	-	-	-	-	-
9	King Mack	3/0	XXX	XXX	XXX	-	-	-	-	-	-	-	-
9	Beau Pribula	3/0	XXX	XXX	XXX	-	-	-	-	-	-	-	-
10	Mehki Flowers	1/0	-	XXX	-	-	-	-	-	-	-	-	-
10	Nicholas Singleton	3/2	START	XXX	START	-	-	-	-	-	-	-	-
11	Abdul Carter	3/3	START	START	START	-	-	-	-	-	-	-	-
11	Malik McClain	3/1	XXX	XXX	START	-	-	-	-	-	-	-	-
12	Anthony Ivey	1/0	XXX	-	-	-	-	-	-	-	-	-	-
12	Zion Tracy	3/0	XXX	XXX	XXX	-	-	-	-	-	-	-	-
13	Kaytron Allen	3/1	XXX	START	XXX	-	-	-	-	-	-	-	-
13	Tony Rojas	3/0	XXX	XXX	XXX	-	-	-	-	-	-	-	-
14	Tyrece Mills	2/0	XXX	XXX	-	-	-	-	-	-	-	-	-
14	Jaxon Smolik	1/0	-	XXX	-	-	-	-	-	-	-	-	-
15	Drew Allar	3/3	START	START	START	-	-	-	-	-	-	-	-
15	Amin Vanover	1/0	-	-	XXX	-	-	-	-	-	-	-	-
16	Khalil Dinkins	3/0	XXX	XXX	XXX	-	-	-	-	-	-	-	-
16	Elliot Washington II	3/0	XXX	XXX	XXX	-	-	-	-	-	-	-	-
17	Mason Stahl	2/0	-	XXX	XXX	-	-	-	-	-	-	-	-
18	Davon Townley	1/0	-	XXX	-	-	-	-	-	-	-	-	-
19	Jameial Lyons	2/0	XXX	XXX	-	-	-	-	-	-	-	-	-
20	Adisa Isaac	3/3	START	START	START	-	-	-	-	-	-	-	-
21	Kevin Winston Jr.	3/3	START	START	START	-	-	-	-	-	-	-	-
23	Curtis Jacobs	3/3	START	START	START	-	-	-	-	-	-	-	-
23	Trey Potts	3/0	XXX	START	XXX	-	-	-	-	-	-	-	-
24	Ta'Mere Robinson	1/0	-	XXX	-	-	-	-	-	-	-	-	-
25	Daquan Hardy	1/0	-	-	XXX	-	-	-	-	-	-	-	-
27	Lamont Payne Jr.	1/0	-	XXX	-	-	-	-	-	-	-	-	-
28	Zane Durant	3/2	START	XXX	START	-	-	-	-	-	-	-	-
29	Audavion Collins	2/0	XXX	XXX	-	-	-	-	-	-	-	-	-
31	Kolin Dinkins	3/0	XXX	XXX	XXX	-	-	-	-	-	-	-	-
32	Keon Wylie	3/0	XXX	XXX	XXX	-	-	-	-	-	-	-	-
33	Dani Dennis-Sutton	3/0	XXX	XXX	XXX	-	-	-	-	-	-	-	-
34	Tyler Holzworth	2/0	XXX	XXX	-	-	-	-	-	-	-	-	-
36	Zuriah Fisher	3/0	XXX	XXX	XXX	-	-	-	-	-	-	-	-
38	Tank Smith	1/0	-	XXX	-	-	-	-	-	-	-	-	-
39	Ty Blanding	1/0	-	XXX	-	-	-	-	-	-	-	-	-
41	Kobe King	3/3	START	START	START	-	-	-	-	-	-	-	-
43	Tyler Elsdon	3/0	XXX	XXX	XXX	-	-	-	-	-	-	-	-
44	Tyler Warren	3/2	START	XXX	START	-	-	-	-	-	-	-	-
44	Chop Robinson	3/3	START	START	START	-	-	-	-	-	-	-	-
48	Tyler Duzansky	3/0	XXX	XXX	XXX	-	-	-	-	-	-	-	-
48	Kaveion Keys	1/0	-	XXX	-	-	-	-	-	-	-	-	-
51	Hakeem Beamon	3/3	START	START	START	-	-	-	-	-	-	-	-
52	Dominic Rulli	3/0	XXX	XXX	XXX	-	-	-	-	-	-	-	-
52	Jordan van den Berg	3/0	XXX	XXX	XXX	-	-	-	-	-	-	-	-
53	Nick Dawkins	3/0	XXX	XXX	XXX	-	-	-	-	-	-	-	-
53	Chimdy Onoh	1/0	-	XXX	-	-	-	-	-	-	-	-	-
56	JB Nelson	3/2	START	XXX	START	-	-	-	-	-	-	-	-
58	Kaleb Artis	3/0	XXX	XXX	XXX	-	-	-	-	-	-	-	-
64	Hunter Nourzad	3/3	START	START	START	-	-	-	-	-	-	-	-
66	Drew Shelton	3/0	XXX	XXX	XXX	-	-	-	-	-	-	-	-
68	Anthony Donkoh	1/0	-	XXX	-	-	-	-	-	-	-	-	-
70	J'ven Williams	1/0	-	XXX	-	-	-	-	-	-	-	-	-
71	Vega Ioane	3/1	XXX	START	XXX	-	-	-	-	-	-	-	-
73	Caedan Wallace	3/3	START	START	START	-	-	-	-	-	-	-	-
74	Olumuyiwa Fashanu	3/3	START	START	START	-	-	-	-	-	-	-	-
77	Sal Wormley	3/3	START	START	START	-	-	-	-	-	-	-	-
78	Golden Israel-Achumba	3/0	XXX	XXX	XXX	-	-	-	-	-	-	-	-
80	Cristian Driver	2/0	-	XXX	XXX	-	-	-	-	-	-	-	-
81	Jan Mahlert	1/0	-	XXX	-	-	-	-	-	-	-	-	-
82	Liam Clifford	3/1	XXX	START	XXX	-	-	-	-	-	-	-	-
84	Theo Johnson	3/3	START	START	START	-	-	-	-	-	-	-	-
86	Jason Estrella	1/0	-	XXX	-	-	-	-	-	-	-	-	-
87	Andrew Rappleyea	1/0	-	XXX	-	-	-	-	-	-	-	-	-
88	Jerry Cross	2/0	-	XXX	XXX	-	-	-	-	-	-	-	-
91	Dvon Ellies	2/1	XXX	START	XXX	-	-	-	-	-	-	-	-
91	Alex Felkins	3/0	XXX	XXX	XXX	-	-	-	-	-	-	-	-
93	Sander Sahaydak	2/0	XXX	XXX	-	-	-	-	-	-	-	-	-
94	Jake Wilson	2/0	XXX	XXX	XXX	-	-	-	-	-	-	-	-
95	Riley Thompson	3/0	XXX	XXX	XXX	-	-	-	-	-	-	-	-
99	Coziah Izzard	1/0	-	-	XXX	-	-	-	-	-	-	-	-
99	Gabe Nwosu	3/0	XXX	XXX	XXX	-	-	-	-	-	-	-	-

THE LAST TIME...

PENN STATE

100+ Yards Rushing:	103, Kaytron Allen vs. Delaware, 2023
150+ Yards Rushing:	202, Journey Brown vs. Memphis, 2019 ~
200+ Yards Rushing:	202, Journey Brown vs. Memphis, 2019 ~
300+ Yards Rushing:	327, Larry Johnson at Indiana, 2002
30-34 Rushing Attempts:	33, Saquon Barkley at Indiana, 2016
35+ Rushing Attempts:	35, Zach Zwinak vs. Nebraska, 2013
Three Touchdowns Rushing:	Nicholas Singleton vs. Delaware, 2023
Four Touchdowns Rushing:	Saquon Barkley at Pittsburgh, 2016
Five Touchdowns Rushing:	Ki-Jana Carter vs. Michigan State, 1994
60+ Yard Run:	87, Nicholas Singleton vs. Utah, 2022 ^
70+ Yard Run:	87, Nicholas Singleton vs. Utah, 2022 ^
80+ Yard Run:	87, Nicholas Singleton vs. Utah, 2022 ^
90+ Yard Run:	92, Saquon Barkley vs. Washington, 2017 @
Two Players Rush For 100 Yards:	Will Lewis (108) & Journey Brown (103) vs. Rutgers, 2019
QB/RB Rush For 100 Yards:	Will Lewis (108) & Journey Brown (103) vs. Rutgers, 2019
Four Rushing TD in One Quarter:	vs. UMass, 2014 (2nd; Belton [2], Zwinak [2])
300+ Yards Passing:	325, Drew Allar vs. West Virginia, 2022
350+ Yards Passing:	371, Sean Clifford vs. Ohio State, 2022
400+ Yards Passing:	401, Sean Clifford vs. Villanova, 2021
20-24 Pass Completions:	22, Drew Allar vs. Delaware, 2022
25-29 Pass Completions:	32, Sean Clifford vs. Ohio State, 2022
30-34 Pass Completions:	32, Sean Clifford vs. Ohio State, 2022
35+ Pass Completions:	37, Sean Clifford at Purdue, 2022
30-39 Pass Attempts:	31, Sean Clifford vs. Minnesota, 2022
40-49 Pass Attempts:	47, Sean Clifford vs. Ohio State, 2022
50+ Pass Attempts:	52, Sean Clifford at Ohio State, 2021
Four Touchdown Passes:	Sean Clifford vs. Michigan State, 2022
Five Touchdown Passes:	Rashard Casey vs. Louisiana Tech, 2000
Four Interceptions Thrown:	Zack Mills at Boston College, 2004
300+ Yards Total Offense:	326 (325 P, 1 R), Drew Allar vs. West Virginia, 2023
350+ Yards Total Offense:	361 (371 P, -10 R), Sean Clifford vs. Ohio State, 2022
400+ Yards Total Offense:	452 (398 P, 54 R), Sean Clifford at Maryland, 2019
450+ Yards Total Offense:	452 (398 P, 54 R), Sean Clifford at Maryland, 2019
100+ Yards Receiving:	123, KeAndre Lambert-Smith vs. West Virginia, 2023
150+ Yards Receiving:	179, Parker Washington vs. Ohio State, 2022
200+ Yards Receiving:	242, Jahan Dotson at Maryland, 2021
Two Players w/ 100 Yards Receiving:	Jahan Dotson (127) & Parker Washington (108) at Ohio State, 2021
Two Players w/ 150 Yards Receiving:	Geno Lewis (173) & DaeSean Hamilton (165) vs. UCF, 2014 #
Back-to-Back 100 Yard Receiving Games:	KeAndre Lambert-Smith, 2022-23 (124 vs. Utah ^; 123 vs. WVU)
Three Straight 100-Yard Receiving Games:	Jahan Dotson, 2020-21 (108 vs. MSU; 189 at Illinois; 102 at Wisconsin)
10+ Receptions:	11, Parker Washington vs. Ohio State, 2022
50+ Yard Reception:	72, KeAndre Lambert-Smith vs. West Virginia, 2023
60+ Yard Reception:	72, KeAndre Lambert-Smith vs. West Virginia, 2023
70+ Yard Reception:	72, KeAndre Lambert-Smith vs. West Virginia, 2023
80+ Yard Reception:	88, KeAndre Lambert-Smith vs. Utah, 2022 ^
Three Touchdowns Receiving:	Jahan Dotson at Maryland, 2021
Four Touchdowns Receiving:	Bobby Engram vs. Minnesota, 1993
150+ All-Purpose Yards:	167 (62 Rush, 5 Rec, 100 KR), Nicholas Singleton at Rutgers, 2022
200+ All-Purpose Yards:	219 (179 Rush, 40 KR), Nicholas Singleton vs. Ohio, 2022
250+ All-Purpose Yards:	254 (242 Rec, 12 PR), Jahan Dotson at Maryland, 2021
300+ All-Purpose Yards:	358 (211 Rush, 94 Rec, 53 KR), Saquon Barkley at Iowa, 2017 (SR)
Five Touchdowns Scored:	5 (4 rushing, 1 receiving), Saquon Barkley at Pittsburgh, 2016
Kickoff Return For Touchdown:	100, Nicholas Singleton at Rutgers, 2022
Rushing, Receiving & Kickoff Return TD in a game:	Derrick Williams vs. Illinois, 2008
100-Yard Kickoff Return:	100, Nicholas Singleton at Rutgers, 2022
Punt Return For Touchdown:	81, Jahan Dotson vs. Michigan State, 2020
80-Yard Punt Return:	81, Jahan Dotson vs. Michigan State, 2020
Zero Punts in a Game:	Purdue, 2013
Multiple Interceptions:	2, Ji'Ayir Brown vs. Arkansas, 2022 \$
90-Yard Interception Return:	99, Michael Mauti at Illinois, 2012
Interception Return For Touchdown:	26, Dominic DeLuca vs. Delaware, 2023
Five Interceptions in a Game (Team):	at Rutgers, 2014
Multiple Forced Fumbles:	3, Lamont Wade, at Ohio State, 2019
Fumble Return For Touchdown (Defense):	(2); 14 yards, Kobe King; 70 yards, Ji'Ayir Brown at Rutgers, 2022
Fumble Return For Touchdown (Special Teams):	14 yds, Nick Scott vs. Indiana, 2017 (forced by Irvin Charles)
Blocked Field Goal:	Arnold Ebiketie vs. Indiana, 2021
Blocked Field Goal For Touchdown:	60 yards, Grant Haley vs. Ohio State, 2016 (Marcus Allen block)
Blocked Extra Point:	Parker Cothren at Northwestern, 2015
Blocked Punt:	Dominic DeLuca vs. Minnesota, 2022
Two Blocked Punts:	Jonathan Sutherland vs. Idaho, 2019
Blocked Punt For Touchdown:	0 yards, Michael Yancich vs. Ohio State, 2012 (Mike Hull block)
Safety:	Team (Fumble recovered in end zone), vs. Ohio, 2022
Two-Point Conversion Attempt:	Sean Clifford to Parker Washington (pass failed) vs. Central Michigan, 2022
Two-Point Conversion:	Sean Clifford to Jahan Dotson vs. Michigan, 2021
50-Yard Field Goal:	50, Jake Pinegar vs. Maryland, 2022
Four Field Goals:	Tyler Davis at Rutgers, 2016
Five Field Goals:	Collin Wagner vs. Temple, 2010

OPPONENT

100+ Yards Rushing:	102, Mohamed Ibrahim, Minnesota, 2022
150+ Yards Rushing:	(177) Donovan Edwards/(172) Blake Corum, Michigan, 2022
200+ Yards Rushing:	223, Chase Brown, Illinois, 2021
30-34 Rushing Attempts:	30, Mohammed Ibrahim, Minnesota, 2022
35+ Rushing Attempts:	44, Mike Hart, Michigan, 2007 (OR)
Three Touchdowns Rushing:	Trevor Siemian, Northwestern, 2014
Four Touchdowns Rushing:	Montee Ball, Wisconsin, 2011
50+ Yard Run:	66, Marcus Yarns, Delaware, 2023
60+ Yard Run:	66, Marcus Yarns, Delaware, 2023
70+ Yard Run:	71, Jonathan Taylor, Wisconsin, 2018
Two Players Rush For 100 Yards:	(177) Donovan Edwards/(172) Blake Corum, Michigan, 2022
300+ Yards Passing:	354, C.J. Stroud, Ohio State, 2022
400+ Yards Passing:	400, Brian Lewerke, Michigan State, 2017
500+ Yards Passing:	532, Case Keenum, Houston, 2011 (OR) *
25-29 Pass Completions:	26, C.J. Stroud, Ohio State, 2022
30-44 Pass Completions:	30, Aidan O'Connell, at Purdue, 2022
45+ Pass Completions:	45, Case Keenum, Houston, 2011 (OR) *
30-39 Pass Attempts:	43, Payton Thorne, Michigan State, 2022
40-49 Pass Attempts:	43, Payton Thorne, Michigan State, 2022
50+ Pass Attempts:	57, Taulia Tagovailoa, at Maryland, 2021
60+ Pass Attempts:	60, Aidan O'Connell, at Purdue, 2022
Four Touchdown Passes:	4, Justin Fields, Ohio State, 2020
Five Touchdown Passes:	Sam Darnold, USC, 2016 ^
Four Interceptions Thrown:	Luke Altmyer, Illinois, 2023
Five Interceptions Thrown:	Gary Nova, Rutgers, 2014
300+ Yards Total Offense:	359 (354 P, 5 R), C.J. Stroud, Ohio State, 2022
400+ Yards Total Offense:	425 (400 P, 25 R), Brian Lewerke, Michigan State, 2017
500+ Yards Total Offense:	542 (532 P, 10 R), Case Keenum, Houston, 2011 (OR) *
100+ Yards Receiving:	185, Marvin Harrison Jr., Ohio State, 2022
150+ Yards Receiving:	185, Marvin Harrison Jr., Ohio State, 2022
200+ Yards Receiving:	228, Patrick Edwards, Houston, 2011 *
10+ Receptions:	10, Marvin Harrison Jr., Ohio State, 2022
50+ Yard Reception:	58, Jaxon Smith-Njigba from C.J. Stroud, Ohio State 2021
70+ Yard Reception:	70, Akrum Wadley from Nate Stanley, Iowa, 2017
80+ Yard Reception:	80, Dominique Barnes from Kurt Hess, Youngstown State, 2010
90+ Yard Reception:	99, Thomas Lewis from John Paci, Indiana, 1993
Three Touchdown Receptions:	Deonta Burnett, USC, 2016 ^
Kickoff Return For Touchdown:	100, Darrynton Evans, Appalachian State, 2018
90-Yard Kickoff Return:	100, Darrynton Evans, Appalachian State, 2018
100-Yard Kickoff Return:	100, Darrynton Evans, Appalachian State, 2018
Punt Return For Touchdown:	58, Lynn Bowden Jr., Kentucky, 2018 +
70-Yard Punt Return:	75, Venric Mark, Northwestern, 2012
80-Yard Punt Return:	87, Willie Reid, Florida State, 2005 !
Multiple Interceptions:	2, J.T. Tuimoloau, Ohio State, 2022
Interception Return For Touchdown:	14, J.T. Tuimoloau, Ohio State, 2022
Fumble Return For Touchdown:	57, Jerron Cage, Ohio State, 2021
Blocked Punt:	Dominique Dafney, Iowa, 2018
Blocked Punt For Touchdown:	27, Lerentee McCray, Florida, 2011 \$
Blocked Field Goal:	Jer'Zahn Newton, Illinois, 2023
Blocked Extra Point:	Nick Aspay, vs. Central Michigan, 2022
Safety:	2, Team (blocked punt, snap out of the end zone on punt), Iowa, 2018
Two Safeties:	Team (blocked punt, snap out of the end zone on punt), Iowa, 2018
Defensive Extra Point:	99, D.J. Johnson, Iowa, 2002
50-Yard Field Goal:	51, Jack Stone, Michigan State, 2022
Four Field Goals:	Noah Ruggles, Ohio State, 2021

- Croke Park Classic (Dublin, Ireland) | ! - Orange Bowl | \$ - Outback Bowl | ^ - Rose Bowl | * - TicketCity Bowl
@ - PlayStation Fiesta Bowl | + - VRBO Citrus Bowl | ~ Goodyear Cotton Bowl

(SR) - School Record | (OR) - Opponent Record

(2); 14 yards, Kobe King (forced by Marquis Wilson); 70 yards, Ji'Ayir Brown (forced by Curtis Jacobs) at Rutgers, 2022