

892 WINS (8th in Nation)

49 BOWL GAMES (T-9th in Nation)

29 BOWL WINS (T-4th in Nation)

100 FIRST-TEAM ALL-AMERICANS

10/12/19 - 7:30 P.M. ET



VS.

Iowa City, Iowa
Kinnick Stadium (69,250)

Series: Penn State, 16-12

Last Meeting: Penn State 30, Iowa 24

October 27, 2018 - Beaver Stadium

Complete series info on Page 7

GAME #6

2 NATIONAL CHAMPIONSHIPS

4 BIG TEN CHAMPIONSHIPS

84% ALL-TIME GRADUATION RATE

66 ACADEMIC ALL-AMERICANS (2nd in Nation)

#10/9 PENN STATE
NITTANY LIONS5-0, 2-0 Big Ten
H: 4-0, A: 1-0, N: 0-0Head Coach: James Franklin (East Stroudsburg '95)
Record at Penn State (6th season): 50-21 (.704)
Career Record (9th season): 74-36 (.673)
vs. Iowa 3-0

SCHEDULE/RESULTS

		vs	(ET)/		
8.31	15/14	Idaho	W, 79-7	BTN	104,527
9.7	15/14	Buffalo	W, 45-13	FOX	104,136
9.14	13/11	Pittsburgh	W, 17-10	ABC	108,661
9.21	t-13/12	Open			
9.27*	12/11	at Maryland *	W, 59-0	FS1	53,288
10.5	12/11	Purdue *	W, 35-7	ESPN	106,536
10.12	10/9	at 17/18 Iowa *	7:30 p.m.	ABC	
10.19		16/16 Michigan *	7:30 p.m.	ABC	
10.26		at RV/RV Michigan St. *			
11.2		Open			
11.9		at RV/25 Minnesota *			
11.16		Indiana *			
11.23		at t-3/4 Ohio St. *			
11.30		Rutgers *			

* - BIG game ^ - Friday game Rankings: AP/Coaches

PxP: Sean McDonough
Analyst: Todd Blackledge
Sideline: Holly RowePxP: Steve Jones
Analyst: Jack Ham
Sideline: Matt McGloin
Local: 99.5 FM/1450 AM
Web: GoPSUsports.com
Sirius/XM/Internet: 83/83/83

BY THE NUMBERS

200+

Passing yards in five-straight
games for QB Sean Clifford

11

Straight wins over Big Ten West opponents

8

Combined points have decided the last two
Penn State-Iowa games

5.0

Sacks per game to lead FBS

#17/18 IOWA
HAWKEYES4-1, 1-1 Big Ten
H: 3-0, A: 1-1, N: 0-0Head Coach: Kirk Ferentz (UConn '78)
Record at Iowa (21st season): 156-102 (.605)
Career Record (24th season): 168-123 (.577)
vs. Penn State: 8-7

SCHEDULE/RESULTS

		vs	(ET)/		
8.31	20/19	Miami	W, 38-14	FS1	69,250
9.7	20/19	Rutgers *	W 30-0	FS1	61,808
9.14	19/18	at RV/RV Iowa State	W, 18-17	FS1	61,500
9.21	18/18	Open			
9.28	14/14	Middle Tennessee	W, 48-3	ESPN2	63,706
10.5	14/14	at 19/18 Michigan *	L, 3-10	FOX	111,519
10.12	17/18	10/9 Penn State *	7:30 p.m.	ABC	
10.19		Purdue *	noon	ESPN2	
10.26		at Northwestern *	noon		
11.2		Open			
11.9		at 8/8 Wisconsin *			
11.16		RV/25 Minnesota *			
11.23		Illinois *			
11.29*		at Nebraska *	2:30 p.m.	BTN	

* - BIG game ^ - Friday game Rankings: AP/Coaches

INSIDE THE GAME

NO. 10/9 PENN STATE SET FOR
PRIMETIME GAME AT NO. 17/18 IOWA

- OPENING KICK:** No. 10/9 Penn State returns to the road to face its first nationally-ranked opponent of the season, visiting No. 17/18 Iowa Saturday night in Kinnick Stadium. Kickoff is set for 7:30 p.m. on ABC.
- TOP SCORING DEFENSES:** Penn State (7.4 ppg) and Iowa (8.8 ppg) rank second and third, respectively, in FBS in scoring defense this season, trailing only Wisconsin (5.8 ppg). Penn State has not allowed more than 13 points in a game this season, while Iowa has not allowed more than 17. Penn State has yielded just seven points in its last two games, while Iowa held No. 16 Michigan to 10 points in its last game.
- NAIL-BITERS:** The last two Penn State-Iowa games have been decided by eight combined points, highlighted by a "walk-off" touchdown win for Penn State the last time the teams met in Iowa City in 2017. In that game, the Nittany Lions were down four facing fourth-and-goal from the 7-yard line with four seconds remaining, but Trace McSorley zipped a pass to Juwan Johnson in the back of the end zone for a 21-19 win. Last season, a Nick Scott interception at the goal line halted an Iowa drive with 3:18 remaining, securing a 30-24 Penn State win.
- BEHIND ENEMY LINES:** Looking to post its fifth consecutive 40-plus sack season, Penn State has 25 sacks through five games to average a nation-leading 5.0 sacks per game. Penn State's pass rush is led by **Yetur Gross-Matos** (5.5 total, 1.10 spg) and **Shaka Toney** (5.0 total, 1.00 spg), who rank 11th and 12th, respectively in FBS. The Nittany Lions also lead the country with 10.4 tackles for loss per game.
- THE OPPOSITION:** Iowa is 4-1 this season after having its unbeaten start spoiled by No. 16 Michigan last week in a 10-3 defensive battle. The Hawkeyes have been particularly strong on defense, ranking fifth nationally in total defense (254.2 ypg) and third in scoring defense (8.8 ppg), but are also strong offensively, ranking second in FBS in time of possession (35:41) and fifth in the Big Ten with 424.4 yards per game.

BREAKDOWN

RUSHING	Penn State:	Journey Brown	31 for 217 yds (43.4), 3 TD
	Iowa:	Meki Sargent	61 for 311 yds (62.2), 2 TD
PASSING	Penn State:	Sean Clifford	90-of-135 (66.7%), 1,443 yds (288.6), 12 TD/2 INT
	Iowa:	Nate Stanley	99-of-160 (61.9%), 1,225 yds (245.0), 8 TD/3 INT
RECEIVING	Penn State:	KJ Hamler	19 for 394 yds (78.8), 4 TD
	Iowa:	Ihmir Smith-Marsette	19 for 314 yds (62.8), 3 TD
DEFENSE	Penn State:	Yetur Gross-Matos	13 tkls, 7.5 TFL, 5.5 SK
	Iowa:	Kristian Welch	39 tkls, 2.0 TFL, 1.0 SK, 1 PBU

RANKINGS COMPARISON

PSU	FBS	Conf	Stat	Conf	FBS	PUR
41.4	50	7	3rd Down Offense Pct.	4	20	46.8
25.3	7	3	3rd Down Defense Pct.	2	6	25.0
65.8	29	5	Completion Pct.	6	63	61.8
14.3	126	14	Kick Return Avg.	5	51	22.2
305.6	19	1	Passing Offense	5	57	250.0
189.8	29	6	Passing Defense	4	12	168.6
7.11	76	10	Punt Return Avg.	3	41	10.67
77.8	44	7	Red Zone Defense	8	71	83.3
95.7	8	2	Red Zone Offense	1	1	100.0
50.6	3	2	Rushing Defense	4	11	85.6
194.0	43	5	Rushing Offense	6	54	174.2
7.4	2	2	Scoring Defense	3	3	8.8
47.0	5	2	Scoring Offense	11	81	27.4
5.00	1	1	Team Sacks	13	107	1.40
28:37	95	10	Time of Possession	2	2	35:41
240.4	4	3	Total Defense	4	5	254.2
499.6	12	2	Total Offense	5	62	424.2
+1	52	7	Turnover Margin	6	43	+2

TABLE OF CONTENTS

Page 2	Quick Facts/National Polls/This Day in History
Page 3	BIG/Media Info
Page 4-6	Head Coach James Franklin
Page 7	Iowa Series History
Page 8	Iowa Notes
8	Record Breakdown/At the Start
Page 9-11	Highlights
9	National Nits
10	Winningest Programs
Page 11-13	Offense Notes
11	Nittany Lions in the NFL/Coaching Staff Notes
12	Season Honors

13	Classroom Success
Page 14-15	Defense Notes
14	Happy Valley
15	Coaching Staff POTW
Page 15	Special Teams Notes
15	Community Service
Page 16-17	Season Notes
16	Future Schedules
17	Preseason Honors
Page 18	Depth Chart/Pronunciations/Asst. Coaches
Page 19-20	Numerical Roster
Page 21-22	Alphabetical Roster

Page 23-25	Record Watch
Page 26-30	Game Recaps
Page 31-44	Player Bios
Page 45-52	Game-by-Game Statistics
Page 53-54	Long Plays
Page 55	Tackle Breakdown
Page 56	Season Superlatives
Page 57	The Last Time...
Page 58	Start Chart
Page 59	Participation Chart
Page 60-62	Season Statistics

2 2019 PENN STATE FOOTBALL

PROGRAM NOTES

SUSTAINED EXCELLENCE

Penn State and Wisconsin are the only Big Ten teams to have posted a winning season the last 14 consecutive years. Penn State is one of five teams (Penn State, Boise State, LSU, Oklahoma, Wisconsin) in FBS to have a winning record each of the last 14 years. Penn State holds the FBS record for most consecutive seasons without a losing record at 49 (1939-87).

ACADEMIC EXCELLENCE

A total of 452 of Penn State football student-athletes, including 28 in 2018, have earned Academic All-Big Ten honors since 1993 for owning at least a 3.0 grade point average and being a letterwinner.

ONE OF NATION'S TOUGHEST HOME VENUES

Penn State owns a superlative 294-74 (.799) record inside Beaver Stadium, the nation's second-largest facility, which opened in 1960 and has a capacity of 106,572.

QUICK FACTS

UNIVERSITY

NAME The Pennsylvania State University
LOCATION University Park, Pa.
FOUNDED 1855
ENROLLMENT . . . 40,363 (undergraduate); 46,270 (UP)
NICKNAME Nittany Lions
COLORS Blue & White
CONFERENCE Big Ten
DIVISION NCAA Division I
STADIUM Beaver Stadium (106,572)
STADIUM SURFACE Natural Grass
PRESIDENT Dr. Eric Barron
ATHLETICS DIRECTOR Sandy Barbour
HEAD COACH James Franklin (6th Season)
FOOTBALL OFFICE 814-865-0412
TICKET OFFICE 1-800-NITTANY

FOOTBALL HISTORY

FIRST YEAR 1887
ALL-TIME RECORD (133rd Season) . . . 892-391-42 (.689)
8th in victories
ALL-TIME BIG TEN RECORD (27th Season) . . . 135-78 (.634)
ALL-TIME BOWL RECORD 29-18-2 (.612)
T-4th in bowl victories
YEARS IN POST SEASON PLAY 49
T-9th in bowl appearances
BEAVER STADIUM RECORD 294-74 (.799)

ASSISTANT COACHES

BRENT PRY Buffalo; 1993
 Defensive Coordinator/Linebackers (6th Season)
RICKY RAHNE Cornell; 2002
 Offensive Coordinator/Quarterbacks (6th Season)
JOE LORIG Western Oregon; 1995
 Special Teams Coordinator/Defensive Asst. (1st Season)
TIM BANKS Central Michigan; 1995
 Co-Defensive Coordinator/Safeties (4th Season)
TYLER BOWEN Maryland; 2010
 Off. Recruiting Coordinator/Tight Ends (2nd Season)
MATT LIMEGROVER University of Chicago; 1991
 Run Game Coordinator/Offensive Line (4th Season)
GERAD PARKER Kentucky; 2003
 Passing Game Coordinator/Wide Receivers (1st Season)
JA'JUAN SEIDER West Virginia; 2000
 Running Backs Coach (2nd Season)
TERRY M. SMITH Penn State; 1991
 Assistant Head Coach/Defensive Recruiting
 Coordinator/Cornerbacks (6th Season)
SEAN SPENCER Clarion; 1995
 Associate Head Coach/Run Game Coordinator/
 Defensive Line (6th Season)
DWIGHT GALT Maryland; 1981
 Assistant AD of Performance Enhancement (6th Season)

NATIONAL POLLS

PENN STATE IN THE POLLS

Date	CFP	AP	COACHES
Preseason	N/A	15	14
Week 2 (9/3)	N/A	15	14
Week 3 (9/8)	N/A	13	11
Week 4 (9/15)	N/A	13	12
Week 5 (9/22)	N/A	12	11
Week 6 (9/29)	N/A	12	11
Week 7 (10/6)	N/A	10	9
Week 8 (10/13)			
Week 9 (10/20)			
Week 10 (10/27)			
Week 11 (11/3, 5)			
Week 12 (11/10, 12)			
Week 13 (11/18, 20)			
Week 14 (11/25, 27)			
Week 15 (12/1, 3)			
Week 16 (12/8)			

AP (Week 7)

1.	Alabama (32)	5-0	1503
2.	Clemson (15)	5-0	1433
3.	Ohio State (10)	6-0	1393
	Georgia (3)	5-0	1393
5.	LSU (2)	5-0	1352
6.	Oklahoma	5-0	1268
7.	Florida	6-0	1163
8.	Wisconsin	5-0	1105
9.	Notre Dame	4-1	1046
10.	PENN STATE	5-0	958
11.	Texas	4-1	947
12.	Auburn	5-1	920
13.	Oregon	4-1	828
14.	Boise State	5-0	654
15.	Utah	4-1	624
16.	Michigan	4-1	618
17.	Iowa	4-1	454
18.	Arizona State	4-1	388
19.	Wake Forest	5-0	380
20.	Virginia	4-1	353
21.	SMU	6-0	285
22.	Baylor	5-0	260
23.	Memphis	5-0	189
24.	Texas A&M	3-2	165
25.	Cincinnati	4-1	118

Others receiving votes: **Minnesota 80**, Missouri 64, Appalachian State 61, Washington 54, Tulane 25, California 20, **Michigan State 17**, Arizona 11, UCF 9, USC 5, Iowa State 5, **Pittsburgh 2**

Opponents in bold

COLLEGE FOOTBALL PLAYOFF

Rankings will be issued six times in 2019, including Selection Day, Sunday, December 8. The dates will be as follows:

- Tuesday, November 5 (9-9:30 p.m.)*
- Tuesday, November 12 (7-8 p.m.)
- Tuesday, November 19 (7-8 p.m.)
- Tuesday, November 26 (7-8 p.m.)
- Tuesday, December 3 (7-7:30 p.m.)
- Selection Day: Sunday, December 8 (noon-4 p.m.)
- For more information on rankings, the selection committee protocol and voting process, visit collegefootballplayoff.com.

*Approximate start time will be 9 p.m. ET from the State Farm Champions Classic doubleheader at Madison Square Garden. The rankings will be revealed live between the Kansas vs. Duke and Michigan State vs. Kentucky basketball games.

AMWAY COACHES (Week 7)

1.	Alabama (42)	5-0	1602
2.	Clemson (20)	5-0	1531
3.	Georgia	5-0	1459
4.	Ohio State (3)	6-0	1422
5.	Oklahoma	5-0	1378
6.	LSU	5-0	1364
7.	Florida	6-0	1218
8.	Wisconsin	5-0	1164
9.	PENN STATE	5-0	1051
10.	Notre Dame	4-1	1033
11.	Texas	4-1	971
12.	Auburn	5-1	929
13.	Oregon	4-1	866
14.	Boise State	5-0	732
15.	Utah	4-1	655
16.	Michigan	4-1	648
17.	Wake Forest	5-0	498
18.	Iowa	4-1	441
19.	Virginia	4-1	345
20.	Memphis	5-0	318
21.	Texas A&M	3-2	306
22.	SMU	6-0	246
23.	Baylor	5-0	234
24.	Arizona State	4-1	228
25.	Minnesota	5-0	131

Others receiving votes: Cincinnati 74, Washington 72, Appalachian State 49, **Michigan State 41**, Tulane 36, California 17, Hawai'i 13, Arizona 13, UCF 11, Washington State 9, Navy 8, TCU 5, Mississippi State 3, San Diego State 2, Army 1, Temple 1

THIS DAY IN HISTORY

OCT. 12

RECORD: 12-4-0
STREAK: W1

Year	Site	Result
1890	A	Franklin & Marshall 10, Penn State 0
1907	H	Penn State 46, Grove City 0
1912	H	Penn State 30, Washington & Jefferson 0
1929	H	Penn State 26, Marshall 7
1935	H	Penn State 2, Western Maryland 0
1940	H	Penn State 17, West Virginia 13
1946	A	Penn State 9, Syracuse 0
1957	H	Penn State 21, William & Mary 13
1963	H	Army 10, [9] Penn State 7
1968	A	[3] Penn State 21, UCLA 6
1974	H	[15] Penn State 55, Wake Forest 0
1985	H	[8] Penn State 19, [10] Alabama 17
1991	A	[2] Miami 26, [9] Penn State 20
1996	H	[10] Penn State 31, Purdue 14
2002	A	[13] Michigan 27 [15] Penn State 24 (OT)
2013	H	Penn State 43, [18] Michigan 40 (4OT)

NOTABLE

- In 1912, the largest crowd at New Beaver Field since its opening in 1909 – 4,000 fans – watched Penn State beat Washington & Jefferson, 30-0.
- In 1974, tight end Randy Sidler became the first freshman to start since 1951 when two-year regular Dan Natale was sidelined by injury. Sidler caught two passes for 41 yards, but another freshman wingback, Jimmy Cefalo, thrilled the crowd by scoring touchdowns on a 57-yard pass from Tom Shuman and a 39-yard run.
- In 2013, trailing No. 18 Michigan, 34-27, with 50 seconds to play, and no timeouts, freshman quarterback Christian Hackenberg directed an 80-yard touchdown drive in four plays to tie the game and Penn State went on to defeat the Wolverines, 43-40, in four overtimes. Allen Robinson's leaping 36-yard catch at the Michigan 1-yard line set up Hackenberg's game-tying sneak with 27 seconds left in regulation.

BIG PLAYERS OF THE WEEK

SEPT. 2

OFF: Jonathan Taylor, Wisconsin
DEF: Kenny Willekes, Michigan State
ST: Logan Justus, Indiana
FR: Michael Penix Jr., Indiana

SEPT. 9

OFF: Elijah Sindelar, Purdue
DEF: Antoine Winfield Jr., Minnesota
ST: Drue Chrisman, Ohio State
FR: Zach Charbonnet, Michigan

SEPT. 16

OFF: Tyler Johnson, Minnesota
 J.K. Dobbins, Ohio State
DEF: Joe Gaziano, Northwestern
ST: Keith Duncan, Iowa
FR: D.J. Johnson, Iowa
 Drake Anderson, Northwestern

SEPT. 23

OFF: Jonathan Taylor, Wisconsin
DEF: Joe Bachie, Michigan State
ST: Blake Hayes, Illinois
FR: Wan'Dale Robinson, Nebraska

SEPT. 30

OFF: Sean Clifford, Penn State
 Tanner Morgan, Minnesota
DEF: Chris Orr, Wisconsin
ST: Jacob Herbers, Minnesota
FR: Michael Penix Jr., Indiana

OCT. 7

OFF: Jonathan Taylor, Wisconsin
DEF: Aidan Hutchinson, Michigan
ST: Javon Leake, Maryland
FR: Wan'Dale Robinson, Nebraska

BIG STANDINGS

EAST	BIG TEN		OVERALL			
	W-L	%	W-L	%	AP	USA
Ohio State	3-0	1.000	6-0	1.000	1-0	1-0
PENN STATE	2-0	1.000	5-0	1.000	0-0	0-0
Michigan	2-1	.667	4-1	.800	1-1	1-1
Michigan State	2-1	.667	4-2	.667	0-2	0-1
Maryland	1-1	.500	3-2	.600	0-1	0-1
Indiana	0-2	.000	3-2	.600	0-2	0-1
Rutgers	0-3	.000	1-4	.200	0-2	0-2
WEST	W-L		W-L			
	W-L	%	W-L	%	AP	USA
Minnesota	2-0	1.000	5-0	1.000	0-0	0-0
Wisconsin	2-0	1.000	5-0	1.000	1-0	1-0
Nebraska	2-1	.667	4-2	.667	0-1	0-1
Iowa	1-1	.500	4-1	.800	0-1	0-1
Illinois	0-2	.000	2-3	.400	0-0	0-0
Purdue	0-2	.000	1-4	.200	0-1	0-1
Northwestern	0-3	.000	1-4	.200	0-2	0-2

BIG TEN SCHEDULE (All Times Eastern)

SATURDAY, OCT. 5

MICHIGAN at ILLINOIS*, noon (ABC)
 RUTGERS at INDIANA*, noon (BTN)
 MARYLAND at PURDUE*, noon (BTN)
 MICHIGAN STATE at WISCONSIN*, 3:30 p.m. (BTN)
PENN STATE at IOWA*, 7:30 p.m. (ABC)
 NEBRASKA at MINNESOTA*, 7:30 p.m. (FS1)

OFF

Northwestern
 Ohio State

*Big Ten game

PENN STATE MEDIA SERVICES

FOOTBALL CONTACTS

Kris Petersen
 Cell: 814-883-4581
E-mail: kap18@psu.edu
Twitter: @GoPSUKris

Mark Brumbaugh
 Cell: 814-441-9145
E-mail: mgb28@psu.edu
Twitter: @markbrumbaugh

Paul Marboe
 Cell: 814-777-7604
E-mail: prm5118@psu.edu
Twitter: @pmarboe33

Assoc. AD for Strategic Communications: Kris Petersen

Associate Director: Rose Carter

Assistant Directors: Mark Brumbaugh, Pat Donghia,
 John Hanna, Matt Jackson, Paul Marboe, Nicole Praga,
 Ryan Snyder, Kevin Stoicov, Chelsea Vielhauer

Admin. Assistant: Cristin Guiher

Strategic Communications Office: 814-865-1757

Website: GoPSUsports.com

Address: 101D Bryce Jordan Center,
 University Park, Pa., 16802

SUNDAY:

9 a.m. - Updated stats available at GoPSUsports.com.

MONDAY:

8 p.m. - Game Notes available at GoPSUsports.com.

TUESDAY:

9 a.m. - 11:30 a.m. - Player Interviews
 Selected players available via teleconference interviews. For information, please contact Cristin Guiher in PSU Strategic Communications (cms36@psu.edu; 814-865-1757).

12:30 p.m. - Penn State Weekly Press Conference
 James Franklin and at least two players available for questions in person and via telephone at Beaver Stadium.
 To participate please contact the Strategic Communications Office at 814-865-1757 prior to 11 a.m. ET. Please contact Strategic Communications for FTP information for video/audio from the press conference.

WEDNESDAY:

9 a.m. - 2 p.m. - Player Interviews
 Selected players available via teleconference interviews. For information, please contact Cristin Guiher in PSU Strategic Communications (cms36@psu.edu; 814-865-1757).

Approximately 6:05 p.m. - Practice Availability
 Media can watch last 10 minutes of practice, James Franklin and one player will be available post-practice.

THURSDAY:

TBA: Thursday Assistant Coach Teleconference
 One assistant coach available via teleconference interviews. For information, please contact Cristin Guiher in PSU Strategic Communications (cms36@psu.edu; 814-865-1757).

6:05 p.m. - "The Penn State Coaches Show Featuring James Franklin Presented by Pepsi" at Primanti Bros. and broadcast live on the Penn State Sports Network and LionVision on GoPSUsports.com.

SATURDAY:

Post-Game: James Franklin and selected players will be available immediately following the game.
 Please contact Strategic Communications for FTP audio/video information (home games only).

BIG TEN MEDIA SERVICES

BIG TEN CONFERENCE RELEASE/STATISTICS:

The Big Ten Conference football release, with standings and statistics, is available at www.bigten.org.

BIG TEN PLAYERS OF THE WEEK: The Big Ten Conference will be announcing Players of the Week every Monday during the season.

MONDAY	TUESDAY	WEDNESDAY	THURSDAY	FRIDAY	SATURDAY	SUNDAY
Game Notes Available by 8 p.m. on GoPSUsports.com	James Franklin Press Conference 12:30 p.m. (ET) Player Teleconferences	Practice Availability & James Franklin Post Practice Approx. 6:05 p.m. Player Teleconferences	PSU Asst. Coach Teleconference Penn State Coaches Show 6:05 p.m. Primanti Bros.	No Coach/Player Availability	Iowa 7:30 p.m. ET ABC/Penn State Sports Network Kinnick Stadium	Updated Statistics Available 9 a.m. GoPSUsports.com



FRANKLIN FILE

Born: February 2, 1972
Hometown: Langhorne, Pa.
Wife: Fumi
Daughters: Shola & Addison

Education:
 Neshaminy High School, 1990
 East Stroudsburg, 1995; B.S. in Psychology
 Washington State, 1999; M.A. in Educational Leadership

Playing Career:
 East Stroudsburg; Quarterback, 1991-94

Coaching Experience

2014-pres.	Head Coach	Penn State
2011-13	Head Coach	Vanderbilt
2008-10	Asst HC/Off. Coord./QBs	Maryland
2006-07	Off. Coord./QBs	Kansas State
2005	Wide Receivers	Green Bay Packers
2000-04	Recruiting Coord./WRs	Maryland
1999	Wide Receivers	Idaho State
1998	Grad. Asst./Tight Ends	Washington State
1997	Wide Receivers	James Madison
1996	Grad. Asst./Secondary	East Stroudsburg
1995	Wide Receivers	Kutztown

CAREER RECORD

VANDERBILT

Year	Overall	Conf.	Final AP; Notes
2011	6-7	2-6	Liberty Bowl (L)
2012	9-4	4-4	No. 23; Music City Bowl (W)
2013	9-4	5-3	No. 20; BBVA Compass Bowl (W)
3 yrs	24-15	11-13	

PENN STATE

Year	Overall	Conf.	Final AP; Notes
2014	7-6	2-6	Pinstripe Bowl (W, OT)
2015	7-6	4-4	TaxSlayer Bowl (L)
2016	11-3	8-1	No. 7; Big Ten Champs, Rose Bowl (L)
2017	11-2	7-2	No. 8; Fiesta Bowl (W)
2018	9-4	6-3	No. 17; Citrus Bowl (L)
2019	5-0	2-0	
6 yrs	50-21	29-16	

CAREER

9 yrs	74-36	40-29	Won 4, Lost 4
--------------	--------------	--------------	----------------------

HEAD COACH JAMES FRANKLIN

CAREER AT A GLANCE

- Franklin was named the 16th head football coach of the Nittany Lion program on January 11, 2014.
- Franklin is in his ninth year as a collegiate head coach, leading his first eight squads to bowl games.
- Franklin is one of seven current FBS head coaches to lead his teams to a bowl game in each of his first eight seasons as a head coach.
- Franklin is one of three current Big Ten coaches (Mark Dantonio, Kirk Ferentz) to have won a Big Ten Championship.
- He owns a 74-36 career record, with six consecutive winning seasons.
- Franklin has led his teams to two Top 10 finishes (2 at Penn State) and five Top 25 finishes (2 at Vanderbilt; 3 at Penn State).
- Under Franklin, Penn State is one of six teams (Alabama, Clemson, Ohio State, Oklahoma, Washington) to rank in the Top 15 of the CFP final rankings in each of the last three seasons.
- Franklin led the Nittany Lions to back-to-back New Year's Six bowls in 2016 (Rose) and 2017 (Fiesta) for the first time since 1985 (Orange) and 1986 (Fiesta).
- Franklin has 24 years of coaching experience at the collegiate and NFL level.
- In his first eight years as a head coach, Franklin mentored 68 players who have gone on to the NFL ranks.
- Franklin has secured top-25 recruiting classes each of his last seven seasons, including a top-5 class at Penn State in 2018.

NIITTANY LIONS ON THE FIELD

- In **2018**, the Nittany Lions posted their third-straight season with at least nine wins in 2018 with a 9-4 overall record, earning a berth in the VRBO Citrus Bowl. Penn State finished No. 12 in the final CFP rankings and No. 17 in the Associated Press and Amway Coaches polls. Penn State has finished in the AP Top 25 in the last three consecutive seasons for the first time since a seven-year stint from 1993-99.
- Penn State continued to be among the nation's elite in **2017**, climbing as high as No. 2 in the rankings and appearing in a second-straight New Year's Six bowl, earning a 35-28 win over No. 11 Washington in the PlayStation Fiesta Bowl. The Nittany Lions earned back-to-back 11-win seasons for the fifth time in program history and first time since 2008 and 2009 with an 11-2 record. Penn State finished the season No. 8 in the Associated Press and Amway Coaches polls and No. 9 in the final CFP rankings.
- Penn State surged in **2016**, winning nine consecutive games en route to the Big Ten Championship, a Rose Bowl berth and an 11-3 overall record. Penn State finished the season ranked No. 5 in the College Football Playoff rankings and No. 7 in the Associated Press and Amway Coaches polls. It was Penn State's highest finish in the polls since 2005. The Lions claimed their fourth overall Big Ten Championship and first outright title since 1994 with a thrilling 38-31 comeback win over Wisconsin in the Big Ten Championship Game. Franklin was honored as Sporting News National Coach of the Year and the Woody Hayes National Coach of the Year, as well as the Dave McLain Big Ten Coach of the Year and Associated Press Big Ten Coach of the Year.
- Franklin guided the Nittany Lions to a 7-6 record in **2015** and a berth in the TaxSlayer Bowl.
- Franklin's first season in **2014** was bookended with a pair of thrilling victories for the Nittany Lions. His inaugural season began with a final-play 26-24 victory over UCF in Dublin, Ireland, in Penn State's first-ever international game and ended with a comeback, a 31-30 overtime win over Boston College in the New Era Pinstripe Bowl in Yankee Stadium. Franklin became just the third Penn State coach to lead the team to at least seven wins in his first season, joining Dick Harlow (1915) and Bill O'Brien (2012), and he guided the Nittany Lions to a 4-0 start, joining Harlow as the only first-year Penn State coaches to win their initial four games.

NIITTANY LIONS IN THE CLASSROOM

- Quarterback Trace McSorley was selected as a 2018 National Football Foundation (NFF) Scholar-Athlete and a finalist for the Campbell Trophy, known as the "Academic Heisman." He was the 18th Nittany Lion to be selected as an NFF Scholar-Athlete.
- Two Nittany Lions have garnered Google Cloud CoSIDA Academic All-America recognition. Punter Blake Gillikin earned first-team honors in 2018 and long snapper Tyler Yazujian collected a berth on the CoSIDA Academic All-America first team in 2016 after an appearance on the second team in 2015. Penn State has 66 Academic All-America honorees all-time, which ranks second in Division I football history (FBS and FCS).
- The Nittany Lions had a program-record 35 student-athletes claim Academic All-Big Ten honors in the fall of 2017.
- The 2015 fall semester saw the Nittany Lions post a record 56 squad members with at least a 3.0 grade-point average (GPA).
- During Franklin's first fall semester on campus, the football student-athletes set program records with 25 student-athletes earning Dean's List recognition (3.5 GPA) and 57 players owning a cumulative 3.0 GPA or higher after the 2014 fall semester. The spring of 2015 saw continued success in the classroom with 51 student-athletes compiling at least a 3.0 GPA, marking the first time in program history with 50 or more 3.0s in a spring semester.

NIITTANY LIONS IN THE COMMUNITY

- The Nittany Lions are active in the community, participating in activities such as Uplifting Athletes, THON, Pennsylvania Special Olympics Summer Games, State College Area Food Bank and Penn State Hershey Children's Hospital visits.
- Two Nittany Lions have been named to the Allstate AFCA Good Works team during Franklin's tenure - linebackers Ben Kline (2015) and Brandon Smith (2017). Kline and Smith were recognized for their selflessness and community service, and both were one of 11 FBS honorees in their respective years.

RECRUITING SUCCESS

- Franklin's recruiting classes in the last four years have been ranked an average of 13.1 nationally, which is a significant jump from the 40.8 average from 2012-14.
- Penn State is one of nine programs to sign a top-15 class in each of the last three years and one of 12 schools to claim a top-20 class each of the last five seasons.
- Seven of the 15 highest-ranked 247Sports Composite recruits at Penn State since 2000 have been signed by Franklin.
- The 3.83 average star ranking for the 2019 class was the highest in program history since the inception of the 247Sports Composite in 2000.
- The 2018 recruiting class was ranked No. 4 among by ESPN.com, the highest finish in program history. The class was also ranked No. 5 by Rivals and No. 6 by 247Sports.

HELPING THE COMMODORES GET THEIR WINGS

- Franklin directed Vanderbilt to consecutive Top 25 finishes for the first time in the 124-year history of the program (No. 23/24 – 2013 & No. 23/20 – 2012).
- The Commodores finished 23rd in the final 2012 Associated Press poll, marking their first AP final ranking since 1948.
- Franklin led Vanderbilt to a bowl game in each of his three seasons in Nashville, with the last two years resulting in wins over NC State (Music City Bowl) and Houston (BBVA Compass Bowl). The Commodores had played in four bowl games all-time in the 121 seasons prior to his arrival, none in consecutive years.
- Vanderbilt had posted four nine-win seasons in program history, with Franklin's last two teams comprising half of the total.
- Franklin guided the Commodores to a 6-6 regular-season record and earned a berth in the Liberty Bowl during his first season after inheriting a Vanderbilt team that finished 2-10 in both 2009 and 2010, with a combined mark of 1-15 SEC play. The 2011 bowl berth was Vanderbilt's second since 1983.
- The Commodores had a breakthrough campaign in 2012 under Franklin, finishing on a seven-game winning streak (longest since 1948) to post a 9-4 mark for Vanderbilt's most wins in 97 years. Franklin was among five finalists for the Bear Bryant National Coach of the Year award.

RIISING UP THE RANKS

- Franklin began his coaching career as the wide receivers coach at Kutztown (Pa.) University (1995) and was a graduate assistant coach at his alma mater, East Stroudsburg (Pa.) University in 1996, working with the secondary.
- He then was the wide receivers coach at James Madison (1997), a grad assistant (tight ends) at Washington State (1998) and the wide receivers coach at Idaho State (1999).
- In 2000, Franklin was named the wide receivers coach at Maryland under head coach Ron Vanderlinden, who would go on to coach the Penn State linebackers from 2001-13.
- Franklin continued in that role under new head coach Ralph Friedgen in 2002 and 2003 and helped the Terps to three consecutive 10-win seasons, including an appearance in the 2002 FedEx Orange Bowl. In 2003, Franklin added duties as recruiting coordinator and directed back-to-back recruiting classes ranked in the Top 25 nationally. Franklin and former Nittany Lion head coach Bill O'Brien (running backs) were Maryland assistant coaches in 2003 and 2004 under Friedgen.
- After five successful years at Maryland, Franklin was named wide receivers coach on Mike Sherman's Green Bay Packers staff in 2005. During that season, Green Bay ranked third in the NFL in receptions (383) and seventh in receiving yards (3,766). Donald Driver was among the top receivers in the NFL, ranking second in receptions and eighth in receiving yards, with a then-career-high 86 catches for 1,221 yards.
- Franklin served as the offensive coordinator and quarterbacks coach at Kansas State during the 2006-07 seasons under head coach Ron Prince. In 2006, he helped the Wildcats to their first winning season in four years. Franklin coached quarterback Josh Freeman and oversaw an offense that produced a 3,000-yard passer (Freeman), 1,500-yard receiver (All-American wide receiver Jordy Nelson) and 1,000-yard rusher (James Johnson) during the 2007 season, a first in school history. Freeman would go on to become the Wildcats' highest NFL offensive draft pick since 1954 when the Tampa Bay Buccaneers selected him 17th overall in the 2009 NFL Draft.
- Franklin returned to Maryland in 2008 as the Terps' assistant head coach and offensive coordinator. He helped the Terrapins to victories in the 2008 Humanitarian Bowl and the 2010 Military Bowl. The 2010 squad was among the national leaders in scoring offense at 32.2 points per game.
- In 1998, Franklin began his participation in the NFL's Minority Coaching Fellowship Program, starting with a stint with the Miami Dolphins and working with Hall of Fame quarterback Dan Marino. Franklin also worked with Donovan McNabb of the Philadelphia Eagles (1999) and Minnesota Vikings (2008) in the NFL program.

PLAYING CAREER

- Franklin was a four-year letterman at quarterback and a two-time All-PSAC selection at East Stroudsburg.
- Franklin graduated having broken or tied 23 school records. He set seven school records as a senior to earn team MVP honors and was a Harlon Hill Trophy nominee as the NCAA Division II Player of the Year.
- Among the season records he set were for total offense (3,128 yards), passing yards (2,586) and touchdown passes (19).
- Franklin was inducted into the East Stroudsburg Athletics Hall of Fame October 15, 2016.

ALL-AMERICANS AS A HEAD COACH

2017	Saquon Barkley...1st Team (Consensus)	2014	Mike Hull.....2nd Team
	Mike Gesicki.....2nd Team	2013	Jordan Matthews1st Team
2016	Saquon Barkley.....3rd Team	2012	Jordan Matthews3rd Team
2015	Carl Nassib...1st Team (Consensus)	2011	Casey Hayward.....2nd Team

AWARD WINNERS AS A HEAD COACH

2017	Saquon Barkley.....	Paul Hornung Award Winner
	Graham-George Big Ten Offensive Player of the Year	
	Ameche-Dayne Big Ten Running Back of the Year	
	Rodgers-Dwight Big Ten Return Specialist of the Year	
	Chicago Tribune Silver Football Award	
	Brandon Smith.....	Allstate AFCA Good Works Team
2016	Saquon Barkley.....	Graham-George Big Ten Offensive Player of the Year
	Ameche-Dayne Big Ten Running Back of the Year	
	Chicago Tribune Silver Football Award	
	Tyler Davis.....	Vlade Award
2015	Carl Nassib.....	Rotary Lombardi Award
	Ted Hendricks Award	
	Lott IMPACT Award	
	CBS Sports National Defensive Player of the Year	
	Nagurski-Woodson Big Ten Defensive Player of the Year	
	Ben Kline.....	Allstate AFCA Good Works Teams
2014	Mike Hull.....	Butkus-Fitzgerald Big Ten Linebacker of the Year

NFL DRAFT PICKS

As a Head Coach: (V) - indicates Franklin coached NFL Draft pick while at Vanderbilt.

2019	Miles Sanders.....	2	53	Philadelphia Eagles
	Connor McGovern.....	3	90	Dallas Cowboys
	Shareef Miller.....	4	138	Philadelphia Eagles
	Amani Oluwariye.....	5	146	Detroit Lions
	Trace McSorley.....	6	197	Baltimore Ravens
	Nick Scott.....	7	243	Los Angeles Ram
2018	Saquon Barkley.....	1	2	New York Giants
	Mike Gesicki.....	2	42	Miami Dolphins
	Oren Burks (V).....	3	88	Green Bay Packers
	Troy Apke.....	4	109	Washington Redskins
	DaeSean Hamilton.....	4	113	Denver Broncos
	Marcus Allen.....	5	148	Pittsburgh Steelers
	Christian Campbell.....	6	182	Arizona Cardinals
2017	Zach Cunningham (V).....	2	57	Houston Texans
	Chris Godwin.....	3	84	Tampa Bay Buccaneers
	Will Holden (V).....	5	157	Arizona Cardinal
2016	Austin Johnson.....	2	43	Tennessee Titans
	Christian Hackenberg.....	2	51	New York Jets
	Carl Nassib.....	2	65	Cleveland Browns
	Anthony Zettel.....	6	202	Detroit Lions
	Jordan Lucas.....	6	204	Miami Dolphins
	Stephen Weatherly (V).....	7	227	Minnesota Vikings
2015	Donovan Smith.....	2	34	Tampa Bay Buccaneers
	Adrian Amos.....	5	142	Chicago Bears
	Jesse James.....	5	160	Pittsburgh Steelers
2014	Jordan Matthews.....	2	42	Philadelphia Eagles
	Wesley Johnson.....	5	173	Pittsburgh Steelers
	Andre Hal.....	7	216	Houston Texans
2013	Zac Stacy.....	5	160	St. Louis Rams
	Ryan Seymour.....	7	220	Seattle Seahawks
2012	Casey Hayward.....	2	62	Green Bay Packers
	Tim Fugger.....	7	214	Indianapolis Colts

As an Assistant Coach:

2011	Torrey Smith.....	2	58	Baltimore Ravens
	Da'Rel Scott.....	7	211	New York Giants
2010	Bruce Campbell.....	4	106	Oakland Raiders
2009	Darrius Heyward-Bey.....	1	7	Oakland Raiders
	Josh Freeman.....	1	17	Tampa Bay Buccaneers
	Jaimie Thomas.....	7	236	Indianapolis Colts
	Dan Gronkowski.....	7	255	Detroit Lions
2008	Jordy Nelson.....	2	36	Green Bay Packers
2007	Yamon Figurs.....	3	74	Baltimore Ravens
	Thomas Clayton.....	6	186	San Francisco 49ers

FRANKLIN RECORDS VS. OPPONENTS

Akron	2	0	Georgia	1	3	Mississippi	2	1	Tennessee	2	1
Alabama	0	1	Georgia State	1	0	Missouri	1	1	Texas A&M	0	1
Appalachian State	1	0	Houston	1	0	NC State	1	0	UAB	1	0
Arkansas	0	1	Idaho	1	0	Nebraska	1	0	UCF	1	0
Army	2	0	Illinois	2	1	Northwestern	1	3	UMass	3	0
Auburn	1	0	Indiana	5	0	Ohio State	1	4	USC	0	1
Austin Peay	1	0	Iowa	3	0	Pittsburgh	3	1	Wake Forest	3	0
Boston College	1	0	Kent State	2	0	Presbyterian	1	0	Washington	1	0
Buffalo	2	0	Kentucky	3	1	Purdue	2	0	Wisconsin	2	0
Cincinnati	0	1	Maryland	5	1	Rutgers	5	0	Total	74	36
Connecticut	1	0	Michigan	1	4	San Diego State	1	0			
Elon	1	0	Michigan State	1	4	South Carolina	0	3			
Florida	1	2	Minnesota	1	0	Temple	2	1			

6 2019 PENN STATE FOOTBALL

STATISTICAL HIGHS & LOWS UNDER JAMES FRANKLIN

Penn State Total Offense Highs

673 Idaho, 2019
 643 Kent State, 2018
619 at Maryland, 2019
 609 Nebraska, 2017
 599 Iowa, 2016
 591 at Illinois, 2018
 579 at Iowa, 2017
 569 Akron, 2017
 565 Maryland, 2018
 549 at Rutgers, 2016

Penn State Total Offense Lows

180 at Temple, 2015
 186 at Michigan, 2018
 191 at Michigan, 2016
 207 Michigan, 2015
 214 at Michigan, 2014
 219 Maryland, 2014
 233 Michigan State, 2014
 240 Ohio State, 2014
 264 Army, 2015
 265 at Illinois, 2014

Penn State First Down Highs

35 Idaho, 2019
 32 Nebraska, 2017
 31 at Illinois, 2018
30 at Maryland, 2019
 29 at Iowa, 2017
 28 Maryland, 2016
 28 at Maryland, 2017
 28 Maryland, 2018
 27 Akron, 2014
 26 Kent State, 2018

Penn State First Down Lows

9 at Temple, 2015
 11 at Michigan, 2018
 12 Army, 2015
 12 at Michigan, 2016
 13 Ohio State, 2016
 14 Northwestern, 2014
 14 at Ohio State, 2015
 14 Michigan, 2015
 14 Pittsburgh, 2017
 14 Michigan State, 2018
14 Buffalo, 2019

Penn State Rushing Yardage Highs

387 at Illinois, 2018
 372 Maryland, 2016
 359 Iowa, 2016
 340 at Rutgers, 2016
331 Idaho, 2019
 330 Rutgers, 2015
 310 Maryland, 2018
 297 Kent State, 2018
 295 at Iowa, 2017
 286 at Maryland, 2017
 263 Nebraska, 2017

Penn State Rushing Yardage Lows

16 Ohio State, 2014
 38 Michigan State, 2014
 39 Indiana, 2017
 42 Maryland, 2014
 48 at Maryland, 2015
 50 Northwestern, 2014
 51 vs. Wisconsin, 2016
 54 at Michigan, 2014
 57 vs. UCF, 2014
 64 at Rutgers, 2014

Penn State Rushing Attempts Highs

62 Maryland, 2016
 52 Iowa, 2016
 51 at Iowa, 2017
 51 at Illinois, 2018
 49 at Rutgers, 2016
 48 at Maryland, 2017
 47 Temple, 2014
 47 at Illinois, 2014
 47 Wisconsin, 2018
46 Purdue, 2019

Penn State Rushing Attempts Lows

22 Michigan State, 2014
 22 Michigan, 2015
 24 Pittsburgh, 2017
 24 Georgia State, 2017
24 Buffalo, 2019
 25 Northwestern, 2014
 27 at Temple, 2015
 28 vs. UCF, 2014
 28 at Michigan, 2016
 28 Minnesota, 2016

Penn State Passing Yardage Highs

454 vs. UCF, 2014
421 at Maryland, 2019
 401 at Michigan St., 2017
 386 Michigan St., 2016
 384 vs. Wisconsin, 2016
 371 vs. Boston College, 2014
 360 Georgia State, 2017
 346 Nebraska, 2017
 346 Kent State, 2018
 342 vs. Washington, 2017

Penn State Passing Yardage Lows

93 at Illinois, 2014
 103 at Temple, 2015
 112 Temple, 2014
 118 at Michigan, 2018
 120 at Ohio State, 2015
 121 at Michigan, 2016
 128 Buffalo, 2015
 137 Michigan, 2015
 141 Rutgers, 2015
 152 Maryland, 2016

Penn State Passing Attempt Highs

50 Ohio State, 2014
 50 vs. Boston College, 2014
 48 at Iowa, 2017
 48 at Michigan State, 2017
 47 vs. UCF, 2014
 47 at Michigan State, 2015
 46 Northwestern, 2014
 45 Michigan State, 2014
 44 at Rutgers, 2014
 42 Maryland, 2014
 42 vs. Georgia, 2015
 42 Minnesota, 2016

Penn State Passing Attempt Lows

13 at Ohio State, 2015
 16 at Illinois, 2014
 17 at Michigan, 2018
 18 Iowa, 2016
 19 Rutgers, 2015
 19 Army, 2015
 19 Maryland, 2016
 20 at Illinois, 2018
 21 Rutgers, 2017
 22 at Michigan State, 2017
22 Buffalo, 2019

Penn State Pass Completions Highs

34 vs. Boston College, 2014
 32 vs. UCF, 2014
 32 vs. Washington, 2014
 31 Ohio State, 2014
 31 at Iowa, 2017
 29 at Northwestern, 2017
29 at Maryland, 2019
 27 at Michigan State, 2015
 27 at Michigan State, 2017
 26 Nebraska, 2017

Penn State Pass Completions Lows

7 at Ohio State, 2015
 8 at Illinois, 2014
 8 Ohio State, 2016
 8 at Michigan, 2018
 10 Rutgers, 2015
 10 Army, 2015
 10 Maryland, 2016
 11 at Temple, 2015
 11 Iowa, 2016
 12 at Indiana, 2014
 12 Temple, 2014

Penn State Scoring Highs

79 Idaho, 2019
 66 at Maryland, 2017
 63 Kent State, 2018
 63 at Illinois, 2018
 62 Purdue, 2016
59 at Maryland, 2019
 56 Georgia State, 2017
 56 Nebraska, 2017
 52 Akron, 2017
 51 at Pittsburgh, 2018

Penn State Scoring Lows

6 Northwestern, 2014
 7 at Michigan, 2018
 10 Michigan State, 2014
 10 at Temple, 2015
 10 at Ohio State, 2015
 10 at Michigan, 2016
 13 at Rutgers, 2014
 13 at Michigan, 2014
 13 at Indiana, 2014
 14 at Illinois, 2014

Opponent Total Offense Highs

575 vs. USC, 2016
 554 at Indiana, 2018
 529 at Ohio State, 2017
 515 at Michigan, 2016
 474 at Michigan St., 2017
 469 Minnesota, 2016
 466 vs. Maryland, 2015
 466 Nebraska, 2017
 454 at Indiana, 2016
 436 at Michigan St., 2015

Opponent Total Offense Lows

87 at Rutgers, 2016
104 Purdue, 2019
128 at Maryland, 2019
145 Idaho, 2019
 159 Akron, 2017
 167 Illinois, 2015
 194 Maryland, 2014
 200 Rutgers, 2017
 221 at Indiana, 2014
 221 Kent State, 2018

Opponent First Down Highs

33 vs. USC, 2016
 32 at Indiana, 2018
 31 Minnesota, 2016
 27 at Ohio State, 2017
 26 Michigan State, 2016
 26 at Illinois, 2015
 25 at Ohio State, 2015
 25 at Michigan, 2016
 25 at Michigan State, 2017
 25 Michigan State, 2018

Opponent First Down Lows

5 at Rutgers, 2016
5 Idaho, 2019
 8 Temple, 2014
8 Idaho, 2019
 10 Rutgers, 2017
10 at Maryland, 2019
 11 vs. UCF, 2014
 11 Maryland, 2016
 11 at Iowa, 2017
 11 at Maryland, 2017
 12 at Michigan, 2014
 12 Illinois, 2015
 12 Akron, 2017
 12 Wisconsin, 2018

Opponent Rushing Yardage Highs

341 at Pitt, 2016
 326 at Michigan, 2016
 315 at Ohio State, 2015
 285 vs. Boston College, 2014
 261 Army, 2015
 259 at Michigan, 2018
 245 at Pittsburgh, 2018
 245 at Illinois, 2018
 241 vs. Maryland, 2015
 241 vs. Wisconsin, 2016

Opponent Rushing Yardage Lows

-19 Purdue, 2019
 3 UMass, 2014
4 Idaho, 2019
 24 vs. UCF, 2014
24 Pittsburgh, 2019
 30 Iowa, 2016
 33 Maryland, 2014
 37 Illinois, 2015
 38 vs. Temple, 2016
 39 at Rutgers, 2016

Opponent Rushing Attempts Highs

58 Buffalo, 2019
 57 Ohio State, 2014
 56 at Pitt, 2016
 55 Army, 2015
 55 at Rutgers, 2018
 52 at Pittsburgh, 2018
 52 at Michigan, 2018
 50 at Ohio State, 2015
 49 at Michigan, 2016
 49 vs. Wisconsin, 2016
 49 Georgia State, 2017

Opponent Rushing Attempts Lows

20 Temple, 2014
 23 at Iowa, 2017
 25 Akron, 2014
 25 at Maryland, 2017
25 Pittsburgh, 2019
 26 Purdue, 2016
 26 Iowa, 2016
 26 Nebraska, 2017
 26 vs. Washington, 2017
 27 at Illinois, 2014
 27 Illinois, 2015

Opponent Passing Yardage Highs

453 vs. USC, 2016
 400 at Michigan St., 2017
 399 Nebraska, 2017
372 Pittsburgh, 2019
 344 at Indiana, 2016
 330 at Indiana, 2018
 328 at Ohio State, 2017
 295 Purdue, 2016
 295 Michigan St., 2018
 292 Appalachian St., 2018

Opponent Passing Yardage Lows

32 Army, 2015
 34 Rutgers, 2017
 46 at Rutgers, 2018
 48 at Rutgers, 2016
 55 at Pittsburgh, 2018
 60 Wisconsin, 2018
 68 at Indiana, 2014
68 at Maryland, 2019
 74 Ohio State, 2014
 86 Akron, 2017

Opponent Passing Attempt Highs

56 at Michigan State, 2017
 55 Purdue, 2016
 55 at Indiana, 2018
 54 vs. USC, 2016
 53 Michigan State, 2018
51 Pittsburgh, 2019
 50 Iowa, 2018
 46 Akron, 2014
 46 Michigan State, 2016
 44 Illinois, 2015

Opponent Passing Attempt Lows

1 Army, 2015
 15 at Pitt, 2016
 15 vs. Kentucky, 2018
 16 Maryland, 2016
 16 at Rutgers, 2018
 17 at Rutgers, 2016
 17 at Michigan, 2018
 18 at Pittsburgh, 2018
 19 Ohio State, 2014
 19 at Ohio State, 2015

Opponent Pass Completions Highs

36 Purdue, 2016
35 Pittsburgh, 2019
 35 at Indiana, 2018
 33 vs. USC, 2016
 33 at Ohio State, 2017
 33 at Michigan State, 2017
 28 Ohio State, 2016
 27 Rutgers, 2015
 26 at Illinois, 2014
 26 Nebraska, 2017
 26 Appalachian State, 2018

Opponent Pass Completions Lows

1 Army, 2015
 5 at Rutgers, 2018
 7 at Rutgers, 2016
 7 Rutgers, 2017
 9 at Pittsburgh, 2018
 9 Wisconsin, 2018
 9 vs. Kentucky, 2018
 10 San Diego St., 2015
 10 Maryland, 2016
 11 vs. Boston College, 2014
 11 at Pitt, 2016
 11 at Michigan, 2018
11 at Maryland, 2019

Opponent Scoring Highs

55 at Michigan State, 2015
 52 vs. USC, 2016
 49 at Michigan, 2016
 44 Nebraska, 2017
 42 at Pitt, 2016
 42 at Michigan, 2018
 39 at Ohio State, 2017
 38 at Ohio State, 2015
 38 Appalachian State, 2018
 34 Michigan State, 2014

Opponent Scoring Lows

0 Illinois, 2015
 0 at Rutgers, 2016
 0 Akron, 2017
 0 Georgia State, 2017
0 at Maryland, 2019
 3 Rutgers, 2015
 3 Akron, 2014
 3 at Maryland, 2017
 3 Maryland, 2018
 6 Rutgers, 2017
 6 at Pittsburgh, 2018

SERIES NOTES

HEAD COACH KIRK FERENTZ

- Kirk Ferentz is in his 21st season as head football coach and 30th season overall at Iowa.
- Ferentz is the longest-tenured head football coach in the nation and the winningest coach in Iowa history.
- In 2015, Ferentz was recognized with both the Hayes-Schembecher and Dave McClain Big Ten Conference Coach of the Year awards. He was named Eddie Robinson and Woody Hayes national Coach of the Year and received the Dodd Trophy.
- Ferentz attended Upper St. Clair High School in Pittsburgh and graduated from Connecticut in 1978. He was a football captain and an Academic All-Yankee Conference linebacker at UConn.

SCOUTING THE HAWKEYES

- Iowa is 4-1 overall and 1-1 in Big Ten play and ranked No. 17 by the Associated Press and No. 18 in the Amway Coaches Polls.
- Last week, Iowa limited No. 16 Michigan to 10 points and 267 yards of offense, but only managed a field goal in its first loss of the season. The Wolverines sacked Iowa quarterback Nate Stanley eight times for a loss of 65 yards, leaving the Hawkeyes with just one rushing yard.
- Stanley ranks 15th in FBS among active career leaders in passing yards with 6,576.
- Iowa is one of four teams (joining Penn State, Ohio State and Wisconsin) to rank in the top four of the Big Ten in both total offense and defense.

IOWA CONNECTIONS

- Penn State sophomore K **Jake Pinegar** and Iowa sophomore DB Riley Moss played together at Ankeny Centennial in Iowa.
- Penn State redshirt freshmen OL **Juice Scruggs** and WR **Henry Fessler** and junior DT **Evan Presta**, and Iowa redshirt freshman DB Terry Roberts played together at Cathedral Prep in Erie.
- Penn State redshirt freshman OL **Rasheed Walker** and Iowa senior WR Devonte Young both attended North Point in Maryland.
- Penn State OL coach **Matt Limegrover** was the offensive line coach at Emporia State while Iowa WR coach Kelton Copeland played there as a quarterback from 1999-2000.

NITTANY LION FROM IOWA

- K **Jake Pinegar** - Ankeny/Centennial

TOP PERFORMANCES - PENN STATE

Rushing	
Saquon Barkley	28 for 211 yds, 1 TD ('17)
Saquon Barkley	20 for 167 yds, 1 TD ('16)
Bill Belton	16 for 103 yds, 3 TD ('12)
Eric McCoo	13 for 130 yds, 1 TD ('99)
Lydell Mitchell	29 for 211 yds, 1 TD ('71)
Franco Harris	28 for 145 yds, 4 TD ('71)

Passing	
Trace McSorley	31-of-48, 284 yds, 1 TD ('17)
Matt McGloin	26-of-38, 289 yds, 2 TD ('12)
Zack Mills	23-of-44, 399 yds, 4 TD ('02)
Rashard Casey	27-of-51, 302 yds, 1 TD ('00)

Receiving	
Juwan Johnson	7 for 92 yds, 1 TD ('17)
Saquon Barkley	12 for 94 yds ('17)
Bryant Johnson	8 for 146 yds, 2 TD ('02)
Bobby Engram	7 for 150 yds, 2 TD ('95)

TOP PERFORMANCES - IOWA

Rushing	
Fred Russell	36 for 148 ('03)
Fred Russell	35 for 142, 1 TD ('02)

Passing	
Nate Stanley	13-of-22, 191 yds, 2 TD ('17)
C.J. Beathard	18-of-26, 204 yds, 2 TD ('16)
Brad Banks	10-of-30, 261 yds, 4 TD ('02)
Matt Sherman	21-of-28, 374 yds, 2 TD ('95)

Receiving	
Akum Wadley	4 for 75 yds, 1 TD ('17)
Jermic Smith	5 for 85 yds, 1 TD ('16)
C.J. Jones	7 for 46 yds, 2 TD ('02)
Maurice Brown	4 for 100 yds, 1 TD ('02)
Kahil Hill	9 for 60 yds, 1 TD ('00)
Scott Slutzker	8 for 167 yds ('95)

SERIES RECORD

Penn State and Iowa have met 28 times, dating back to 1930, with the Nittany Lions holding a 16-12 advantage during the series. Iowa won the inaugural game, 19-0, in Iowa City, and then Penn State swept five annual contests from 1971-75. After splitting a home-and-home series in 1983 and 1984, the two teams did not meet again until Penn State joined the Big Ten Conference in 1993. In the Big Ten era, the Nittany Lions are 10-9 against the Hawkeyes after winning the last five meetings to match the longest winning streak for either team in the series.

In Iowa City, Penn State is 9-5.

The two teams are scheduled to meet each other annually through 2021.

Year	Site	Result
1930	Away	Iowa, 19-0
1971	Away	Penn State, 44-14
1972	Home	Penn State, 14-10
1973	Home	Penn State, 27-8
1974	Away	Penn State, 27-0
1975	Away	Penn State, 30-10
1976	Home	Iowa, 7-6
1983	Home	Iowa, 42-34
1984	Away	Penn State, 20-17
1993	Away	Penn State, 31-0
1994	Home	Penn State, 61-21
1995	Away	Penn State 41-27
1996	Home	Iowa, 21-20
1999	Away	Penn State, 31-7
2000	Home	Iowa, 26-23 (2OT)
2001	Away	Iowa, 24-18
2002	Home	Iowa, 42-35 (OT)
2003	Away	Iowa, 26-14
2004	Home	Iowa, 6-4
2007	Home	Penn State, 27-7
2008	Away	Iowa, 24-23
2009	Home	Iowa, 21-10
2010	Away	Iowa 24-3
2011	Home	Penn State, 13-3
2012	Away	Penn State, 38-14
2016	Home	Penn State, 41-14
2017	Away	Penn State, 21-19
2018	Home	Penn State, 30-24

LAST MEETING

NO. 17/16 PENN STATE HOLDS OFF NO. 18 IOWA

A gutsy effort by senior quarterback Trace McSorley, big stops on defense and three 40-plus yard field goals by true freshman kicker and Iowa native Jake Pinegar led No. 17/16 Penn State past No. 18 Iowa, 30-24.

Iowa threatened late, but the Penn State defense came up with two big stops in the final minutes to preserve Penn State's lead. First, safety Nick Scott halted a drive at the Nittany Lion 2-yard line with 3:18 remaining. Iowa then regained the ball at its own 23 with 1:23 remaining and managed a first down, but ultimately ran out of time.

Penn State's defense shutout Iowa's offense in the second half, as the Hawkeyes' only second-half points came on a pick-six by Geno Stone with 10:00 remaining in the fourth quarter. The only other touchdown for Iowa came on a fake field goal play in the first quarter.

McSorley, who missed three offensive drives in the second quarter due to an apparent injury, scored his first touchdown of the game with a 51-yard run less than three minutes into the third quarter to give Penn State its first lead over the Hawkeyes, 24-17.

Pinegar added two field goals in the second half, including a career-long 49-yarder, to give the Nittany Lions a 27-17 advantage with 4:10 left in the third quarter. His 44-yard field goal at the 8:24 mark in the fourth quarter was his third of 40 or more yards in the game.

KJ Hamler set a career long with a 67-yard kickoff return to set up the Nittany Lions' final scoring drive and he finished with 188 all-purpose yards and a team-best five receptions for 96 yards. Tommy Stevens stepped in for an injured McSorley in the first half and scored on a 3-yard run to tie the game at 14-14 with 6:45 left in the second half.

Penn State outscored Iowa 13-7 in the second half after the teams went into the locker room tied at 17 after a wild first half that included Iowa tallying two safeties.



TEAM STATISTICS

	IOWA	PSU
First Downs	23	16
Rushing Yards	135	118
Passing Yards	215	194
Passing (C-A-Int)	19-50-2	13-29-1
Total Offense	350	312
Plays	88	64
Fumbles (#-Lost)	3-0	1-1
Penalties (#-Yards)	6-25	6-47
Possession Time	35:18	24:42
3rd Down Conv.	7-20	4-14
Red Zone	2-3	2-3
Touchdowns	1	2
Field Goals	1	0

GAME LEADERS

* Top performers from each school based on yardage.

PENN STATE

Passing	
Trace McSorley	11-of-25 for 167 yds 1 TD/1 INT

Rushing	
Trace McSorley	12 for 63 yds, 1 TD
Miles Sanders	17 for 62 yds

Receiving	
KJ Hamler	5 for 96 yds
Deandre Thompkins	5 for 59 yds

Tackles (U-A-Total)	
Yetur Gross-Matos	7-2-9
Micah Parsons	3-4-7

IOWA

Passing	
Nate Stanley	18-of-49 for 205 yds 0 TD/2 INT

Rushing	
Mekhi Sargent	16 for 91 yds
Toren Young	7 for 18 yds

Receiving	
T.J. Hockenson	3 for 63 yds
Noah Fant	5 for 56 yds

Tackles (U-A-Total)	
Amani Hooker	6-0-6
Matt Nelson	2-4-6

OTHER

Date	October 27, 2018
Location	University Park, Pa.
Stadium	Beaver Stadium
Attendance	105,244
Time of Game	3:42
Penn State	6-2, 3-2 Big Ten
Iowa	6-2, 3-2 Big Ten

8 2019 PENN STATE FOOTBALL

RECORD BREAKDOWN

Overall Record	5-0
Day Games	3-0
Night Games (6 p.m. or later)	2-0
TV Games	5-0
ABC	1-0
BTN	1-0
ESPN	1-0
FOX	1-0
FS1	1-0
Scoring First	5-0
Opponent Scoring First	0-0
Leading at the Half	3-0
Trailing at the Half	1-0
Tied at the Half	1-0
Leading after Third Qtr.	5-0
Trailing after Third Qtr.	0-0
Tied after Third Qtr.	0-0
Overtime Games	0-0
Scoring less than 20 pts	1-0
Scoring 20-29 points	0-0
Scoring 30-39 points	1-0
Scoring 40+ Points	3-0
Allowing 10 points or less	4-0
Allowing 11-20 points	1-0
Allowing 21-30 points	0-0
Allowing 31+ points	0-0
Rushing for less than 100 yds	1-0
Rushing for 100-199 yds	3-0
Rushing for 200-299 yds	0-0
Rushing for 300+ yds	1-0
Passing for less than 200 yds	0-0
Passing for 200-299 yds	3-0
Passing for 300-399 yds	1-0
Passing for 400+ yds	1-0
Totaling less than 300 yds total offense	0-0
300-399 yds of total offense	2-0
400-499 yds of total offense	1-0
500+ yds of total offense	2-0
Allowing less than 100 yds rushing	4-0
Allowing more than 100 yds rushing	1-0
Allowing less than 300 yds total offense	3-0
Allowing 300+ yds total offense	2-0
Having a 100-yd rusher	3-0
Having two 100-yd rushers	0-0
Not having a 100-yd rusher	2-0
Opp. having a 100-yd rusher	0-0
No turnovers	1-0
1-3 turnovers	4-0
4+ turnovers	0-0
No takeaways	1-0
1 or 2 takeaways	3-0
3 or more takeaways	1-0
More than 30:00 of possession	3-0
Less than 30:00 of possession	2-0

IOWA NOTES

HISTORIC SERIES

- Penn State has many long and storied series on the gridiron. The Nittany Lions have played 20 teams 20 or more times in the 133-year history of the program.
- Penn State owns a winning record against 16 of the 20 teams that it has met 20 or more times.
- Eight of the 20 teams are on the 2019 schedule, including Pitt (100 meetings), Maryland (42), Iowa (27), Michigan (21), Michigan State (33), Indiana (22), Ohio State (34) and Rutgers (28).
- Since 2012, Penn State has played or has a future meeting scheduled meeting with 13 of the 20 teams (all of the FBS teams except Navy). Those opponents include: Army (2015), Illinois (2014-15, '18, '21), Iowa (2016-21), Pitt (2016-19), Syracuse (2012), Temple (2014-16) and West Virginia (2023-24), while the Lions will meet yearly with Big Ten East Division opponents Indiana, Maryland, Michigan, Michigan State, Ohio State and Rutgers.
- Fifteen of the 20 programs are currently members of NCAA Division I FBS. Bucknell, Lehigh and Penn are in NCAA Division I FCS, while Gettysburg and Lebanon Valley are Division III programs.

Team	Meetings	Record
Pitt	100	53-43-4
Syracuse	71	43-23-5
West Virginia	59	48-9-2
Penn *	47	18-25-4
Temple	45	40-4-1
Maryland *	43	40-2-1
Bucknell *	38	28-10
Navy	38	19-17-2
Ohio State *	34	14-20
Michigan State *	33	15-17-1
Gettysburg	28	27-0-1
Iowa *	28	16-12
Rutgers *	29	27-2
Army	26	14-10-2
Illinois *	24	19-5
Boston College	24	20-4
Lehigh *	23	16-6-1
Indiana *	22	21-1
Michigan *	22	8-14
Lebanon Valley *	20	20-0

* - Current Big Ten team | * - Current Non-FBS university

Bold-2019 opponents

WINNING THE WEST

- Penn State has won its last 11 games against Big Ten West Division opponents, dating back to an overtime win over Minnesota on Oct. 1, 2016.
- The streak includes Penn State's Big Ten Championship game victory over Wisconsin in 2016 and three wins over Iowa.

ON TV

- Penn State has had 304 of its last 306 games televised, including 191 consecutive games.
- Over the last 15 seasons, every Penn State game has aired on either ABC, FOX, BTN, NBC or an ESPN channel.

LIONS UNDER THE LIGHTS

- The 2019 season marks the 19th straight with at least one regular-season night game on the schedule, the 11th since 2000 with multiple night games in the same season and the most night regular season games in program history with four scheduled.
- Penn State has won its first two night games this season, defeating Maryland, 59-0, (Sept. 27) and Buffalo, 45-13 (Sept. 7).
- Penn State is scheduled to play back-to-back night games at Iowa (Oct. 12) and vs. Michigan (Oct. 19) with 7:30 p.m. kickoffs on ABC for both.
- Game times for the final six games of the regular season have not been announced.
- Penn State's only losses in its last 12 night games are both to Ohio State.
- Penn State is 53-31 at night all-time. The figure breaks down to 15-10 at home, 26-14 on the road and 12-7 in neutral site games. Penn State is 1-1 at regular season neutral sites, 11-6 in bowl games and 1-0 in conference championship games.
- On Oct. 12, 2013, the Lions claimed the longest game in Big Ten history when they edged Michigan under the lights, 43-40, in four overtimes in front of a sellout Beaver Stadium crowd of 107,844 on Homecoming.

PENN STATE VS. BIG TEN

- Penn State has won 24 out of its last 29 games against Big Ten opponents.
- Penn State won 13 consecutive games against Big Ten opponents from 2016-17, breaking its record of 12 from 1993-94.
- Penn State owns a 216-104-3 mark against Big Ten Conference teams since the Nittany Lions first opposed Ohio State in 1912.
- The Nittany Lions began play as a member of the Big Ten Conference in 1993 and have a 135-78 mark.
- Penn State played 109 games vs. the current Big Ten alignment when either or both Penn State itself (prior to 1993) or the opponent (Nebraska prior to 2011; Maryland and Rutgers prior to 2014) was not yet a member of the Big Ten. The Nittany Lions went 80-26-3 in those games.

Opponent	Record	1st Meeting	Last Meeting
Illinois	19-5	1954	2018
Indiana	21-1	1993	2018
Iowa	16-12	1930	2018
Maryland	40-2-1	1917	2019
Michigan	8-14	1993	2018
Michigan State	15-17-1	1914	2018
Minnesota	9-5	1993	2016
Nebraska	8-9	1920	2013
Northwestern	14-5	1993	2017
Ohio State	14-20	1912	2018
Purdue	15-3-1	1951	2019
Rutgers	27-2	1918	2018
Wisconsin	10-9	1953	2018

Bold indicates 2019 opponent

AT THE START

Opponent	Coin Toss	Choice	PSU 1st Drive	Opponent 1st Drive	Game Captains
IDAHO	Idaho won	Receive	Field Goal	Turnover on Downs	Cam Brown, Blake Gillikin, Jan Johnson, Garrett Taylor
BUFFALO	Buffalo won	Receive	Three-and-out	Punt	Cam Brown, Blake Gillikin, Jan Johnson, Garrett Taylor
PITTSBURGH	PSU won	Defer - Kickoff	Punt	Three-and-out	Cam Brown, Blake Gillikin, Jan Johnson, Garrett Taylor
at Maryland	PSU won	Defer - Kickoff	Touchdown	Interception	Cam Brown, Blake Gillikin, Jan Johnson, Garrett Taylor
PURDUE	Purdue won	Receive	Touchdown	Three-and-out	Cam Brown, Blake Gillikin, Jan Johnson, Garrett Taylor
at Iowa					
MICHIGAN					
at Michigan State					
at Minnesota					
INDIANA					
at Ohio State					
RUTGERS					

HIGHLIGHTS

COMPLEMENTARY FOOTBALL

- Penn State (2nd, 7.4 ppg allowed; t-5th, 47.0 ppg scored) and Ohio State (4th, 8.8 ppg allowed; 4th, 49.3 ppg scored) are the only two teams to rank in the Top 10 nationally in both scoring defense and offense.
- The Nittany Lions have played complementary football over the last three-plus years (2016-19) and it shows in the national landscape.
- Over the last three-plus years the Penn State offense is:
 - Sixth in FBS in points per possession (2.35).
 - Fourth in FBS in points per play (1.75).
 - Seventh in FBS in scoring offense (39.85).
 - Eighth in FBS in scoring percentage (43.39).
 - Ninth in FBS in touchdown percentage (34.92).
 - Ninth in FBS in turnover percentage (12.37).
- Over the last three-plus years the Penn State defense is:
 - Second in FBS in plays per point (4.92)
 - Fourth in FBS in three-and-out percentage (29.03).
 - Sixth in FBS in yards per play (4.72).
 - Seventh in FBS in points per possession (1.22).
 - Ninth in FBS in second half points allowed (8.91).
 - Sixth in FBS in scoring percentage (23.83).
 - Ninth in FBS in touchdown percentage (16.78).
 - Fifth in FBS in punt percentage (48.66).
 - Eighth in FBS in scoring defense (17.46).
 - Eighth in FBS in percent of drives not crossing the 50-yard line (60.64).
 - Sixth in FBS in percent of non-scoring drives (76.67).
 - Sixth in FBS in percent of drives of 25 yards or less (59.22).
 - Eighth in FBS in percent of drive of six plays or less (61.17).

WINNING WAYS

- Penn State is 36-9 over the past four seasons (2016-19), which is tied for the sixth-best record in FBS.
- Dating back to 2015, Penn State has won 28 of its last 31 home games.
- Penn State's 43 wins over the last five years (2015-19) rank tied for ninth in FBS and third in the Big Ten (Ohio State, 54; Wisconsin, 47).
- Penn State's 132 wins over the last 15 years (2005-19) rank tied for 13th in FBS and third in the Big Ten (Ohio State, 164; Wisconsin, 145).
- In 2018, Penn State clinched its 14th consecutive winning season. Only four other FBS teams have had a winning season each of the last 14 years (Oklahoma, Boise State, LSU, Wisconsin).
- Over those 14 consecutive winning seasons, Penn State has totaled at least nine wins in nine seasons, including the last three seasons.
- Head coach **James Franklin** has guided his teams to a winning record each of the last seven seasons (2 at Vanderbilt, 5 at Penn State).

CONTROLLING THE GAME

- Penn State has led by three point or more for 85.6 percent of its plays (725-847) this season, which ranks sixth in FBS.
- The Nittany Lions have held a lead for 73.9 percent of their plays over the last three seasons (2017-19) to rank second in FBS, behind only Alabama.
- Over a four-year span (2016-19), Penn State has held the lead for 64.6 percent of the plays, which is seventh among FBS schools.
- By comparison, from 2013-15, Penn State led for 42.8 percent (2760 of 6453) of its plays, to rank 69th in FBS.

STRONG STARTS

- Penn State is the only remaining FBS team that has not allowed a first quarter point this season.
- Penn State is outscoring opponents 69-0 in the first quarter.
- The Nittany Lions' 21 first quarter points vs. Purdue were the most in an opening stanza since scoring 21 vs. Kent State in the first quarter last season.
- The 21 first quarter points were also the most in a Big Ten game since notching 28 vs. Indiana in the opening stanza of 2017.

SOLID IN THE MIDDLE

- Penn State is not leaving early for halftime or returning late, boasting a plus-7.4 scoring differential in the middle eight minutes of the game to rank seventh in FBS.
- Penn State owns a plus-5.6 scoring differential in the first four minutes of the second half, which ranks tied for first in FBS with Oklahoma and Maryland.
- Penn State has not allowed a point in the first four minutes of the second half this season.

PENN STATE IN THE RANKINGS

- Penn State is ranked No. 9 in the Amway Coaches poll and No. 10 in the Associated Press poll.
- Penn State has been ranked in the AP Top 25 for the last 47 weeks, dating back to the 2016 season, for the fourth-longest streak in program history and longest streak since 1993-2000 when PSU was ranked for 121-straight weeks.

Penn State AP Weekly Appearance Streaks

#	Polls	First-Last
1	121	1993-2000
2	84	1970-1976
3	50	1979-1983
4	47	2016-Pres.
5	43	1985-1987
6	39	1990-1992
7	38	2008-2010
8	33	1977-1979
	33	1967-1970
10	19	1947-1948

See National Polls on Page 2

- Penn State's streak is the fifth-longest active streak in FBS, trailing Alabama (186), Ohio State (121), Clemson (75) and Oklahoma (50).

Active AP Weekly Appearance Streaks

#	Polls	Started
1	Alabama	186
2	Ohio State	121
3	Clemson	75
4	Oklahoma	50
5	Penn State	47
6	Georgia	39
7	Notre Dame	35
8	LSU	28
9	Michigan	23
10	Texas	19

See National Polls on Page 2

- Penn State is one of six teams (Alabama, Clemson, Ohio State, Oklahoma, Washington) to rank in the Top 15 of the CFP final rankings in each of the last three seasons (2016-18).
- Penn State has been ranked in the last 14 CFP rankings, dating back to its first-ever appearance in the first poll of the 2016 season.

DEGREE OF DIFFICULTY INCREASING

- Five of Penn State's seven remaining opponents (Iowa, Michigan, Michigan State, Minnesota and Ohio State) are nationally ranked or receiving top-25 votes.
- Of those five teams, Penn State will play all but Michigan (Oct. 19) on the road.
- Penn State's seven remaining opponents are a combined 27-10 with a .730 winning percentage. That future opponent winning percentage is tied for the fourth-highest of all FBS teams.

NATIONAL NITS

Below is a list of Penn State players that rank among the top-50 individuals in the NCAA and/or top-10 in the Big Ten and top-25 teams and/or top-six in the Big Ten in the most recent season statistical rankings.

Rankings listed NCAA/Big Ten | Stats current as of Oct. 6, 2019

- LB Cam Brown
 - Fumbles Recovered - 1 (t-34/t-10)
- RB Journey Brown
 - Total Touchdowns - 4 (t-105/t-9)
 - Long Rush - 85 (t-8/1)
- RB Noah Cain
 - Rushing Touchdowns - 5 (t-27/t-6)
 - Total Touchdowns - 5 (t-49/t-6)
- QB Sean Clifford
 - Completion Percentage - .667 (28/4)
 - Completions Per Game - 18.0 (53/3)
 - Passing Efficiency - 182.8 (8/3)
 - Passing TDs - 12 (16/3)
 - Passing Yards - 1,443 (20/2)
 - Passing Yards Per Game - 288.6 (14/1)
 - Passing Yards Per Completion - 16.03 (6/1)
 - Points Responsible For - 84 (21/4)
 - Points Responsible For Per Game - 16.8 (22/4)
 - Total Offense - 328.6 (10/1)
 - Yards Per Pass Attempt - 10.69 (6/2)
 - Total Offense (Single Game) - 452 (18/2)
- WR Jahan Dotson
 - Receiving Touchdowns - 3 (t-68/t-9)
 - Yards Per Reception - 20.17 (23/5)
- CB Keaton Ellis
 - Fumbles Recovered - 1 (t-34/t-10)
- RB Devyn Ford
 - Long Rush - 81 (15/2)
- TE Pat Freiermuth
 - Receiving Touchdowns - 3 (t-68/t-9)
- DE Yetur Gross-Matos
 - Sacks - 1.10 (t-11/t-4)
 - Tackles For Loss - 1.5 (19/5)
- WR KJ Hamler
 - All Purpose Yards Per Game - 110.0 (59/8)
 - Punt Returns - 6.1 (51/8)
 - Receiving Touchdowns - 4 (t-32/t-2)
 - Receiving Yards - 394 (46/4)
 - Receiving Yards Per Game - 78.8 (40/4)
 - Total Touchdowns - 4 (t-105/t-9)
 - Yards Per Reception - 20.74 (19/3)
- S Drew Hartlaub
 - Fumbles Recovered - 1 (t-34/t-10)
- DE Adisa Isaac
 - Forced Fumbles - 0.25 (t-62/t-9)
- K Jake Pinegar
 - Field Goal Percentage - .800 (35/4)
 - Field Goals Per Game - .80 (83/8)
 - Scoring - 8.6 (37/5)
 - Total Points Scored - 43 (41/7)
- CB John Reid
 - Interceptions Per Game - 0.4 (t-33/t-2)
 - Passes Defended - 1.2 (36/3)
 - Total Interceptions - 2 (t-24/t-2)
- K Jordan Stout
 - Long Field Goal - 57 (t-1/t-1)
- S Jonathan Sutherland
 - Blocked Kicks - 2 (t-1/1)
- DE Shaka Toney
 - Sacks - 1.00 (t-12/t-5)
 - Sacks (Single Game) - 3.0 (t-5/t-2)
- TEAM
 - 3rd Down Conversion Pct Defense - .253 (7/3)
 - 4th Down Conversion Pct - .833 (17/2)
 - 4th Down Conversion Pct Defense - .400 (39/2)
 - Blocked Kicks - 3 (t-1/t-1)
 - Blocked Punts - 3 (1/1)
 - Completion Percentage - .658 (29/5)
 - Fewest Penalties - 20 (5/1)
 - Fewest Penalties Per Game - 4.00 (5/1)
 - Fewest Penalty Yards - 225 (25/4)
 - Fewest Penalty Yards Per Game - 45.00 (24/4)
 - First Downs Defense - 65 (6/3)
 - First Downs Offense - 120 (39/4)
 - Fumbles Lost - 4 (t-65/t-6)
 - Passes Had Intercepted - 2 (t-18/t-3)
 - Passing Offense - 305.6 (19/1)
 - Passing Yards Allowed - 189.6 (29/6)
 - Passing Yards Per Completion - 14.69 (15/2)
 - Punt Return Defense - 3.00 (24/3)
 - Red Zone Offense - 0.957 (8/2)
 - Rushing Defense - 50.6 (3/2)
 - Rushing Offense - 194.0 (43/5)
 - Scoring Defense - 7.4 (2/2)
 - Scoring Offense - 47.0 (5/2)
 - Team Passing Efficiency - 171.68 (14/3)
 - Team Passing Efficiency Defense - 107.84 (14/3)
 - Team Sacks - 5.00 (1/1)
 - Tackles for Loss - 10.4 (1/1)
 - Total Defense - 240.4 (4/3)
 - Total Offense - 499.6 (12/2)
 - Turnovers Lost - 6 (34/4)
 - Winning Percentage - 1.000 (t-1/t-1)
 - Points (Single Game) - 79 (t-1/t-1)
 - Total Offense (Single Game) - 673 (17/2)
 - Total Defense (Single Game) - 104 (8/4); 128 (17/8); 145 (t-25/11)
 - Total Rush Defense (Single Game) - minus-19 (2/2)
 - Sacks (Single Game) - 10 (t-1/1)

10 2019 PENN STATE FOOTBALL

WINNINGEST PROGRAMS

In its 133rd season of varsity football, Penn State has posted 892 victories to rank No. 8 in the nation. The Lions' success is not solely due to longevity though, as Penn State also ranks in the top 10 in all-time winning percentage.

As of Oct. 5, 2019

TOTAL VICTORIES

1. Michigan (140)	Big Ten	957
2. Ohio State (129)	Big Ten	917
3. Texas (126)	Big 12	912
4. Alabama (127)	SEC	910
5. Nebraska (129)	Big Ten	901
6. Notre Dame (132)	Independent	901
7. Oklahoma (124)	Big 12	901
8. PENN STATE (132)	Big Ten	892
9. USC (131)	Pac-12	842
10. Tennessee (122)	SEC	839

WINNING PERCENTAGE (YEARS - MIN. 25 IN D1)

1. Michigan (140)	Big Ten	.730
2. Boise State (51)	Mountain West	.7287
3. Ohio State (129)	Big Ten	.7286
4. Notre Dame (132)	Independent	.7271
5. Alabama (127)	SEC	.7266
6. Oklahoma (124)	Big 12	.725
7. Texas (126)	Big 12	.706
8. USC (131)	Pac-12	.699
9. Nebraska (129)	Big Ten	.692
10. PENN STATE (132)	Big Ten	.689
11. Florida State (72)	ACC	.675
12. Tennessee (128)	SEC	.673

ALL-TIME AP POLL RANKINGS (Weeks Ranked)

1. Ohio State	Big Ten	905
2. Michigan	Big Ten	852
3. Oklahoma	Big 12	833
4. Notre Dame	Independent	802
5. Alabama	SEC	794
6. USC	Pac-12	768
7. Nebraska	Big Ten	730
8. Texas	Big 12	723
9. PENN STATE	Big Ten	633
10. LSU	SEC	620

SPORTS ILLUSTRATED 150TH ANNIVERSARY

BEST PROGRAMS

1. Alabama	SEC
2. Ohio State	Big Ten
3. Michigan	Big Ten
4. Texas	Big 12
5. USC	Pac-12
6. Notre Dame	Independent
7. Nebraska	Big Ten
8. PENN STATE	Big Ten
9. Tennessee	SEC
10. Oklahoma	Big 12

ESPN 150TH ANNIVERSARY BEST PROGRAMS

1. Alabama	SEC
2. Notre Dame	Independent
3. Ohio State	Big Ten
4. Oklahoma	Big 12
5. USC	Pac-12
6. Michigan	Big Ten
7. Yale	Ivy
8. Nebraska	Big Ten
9. Texas	Big 12
10. North Dakota State	Missouri Valley
11. Princeton	Ivy
12. PENN STATE	Big Ten
13. Harvard	Ivy
14. Tennessee	SEC
15. LSU	SEC

BLACKLEDGE ON ABC BROADCAST TEAM

- Former Penn State quarterback Todd Blackledge will be calling Saturday's game.
- Blackledge led Penn State to an 11-1 record and its first National Championship with a 27-23 victory over previously unbeaten Georgia in the 1983 Sugar Bowl. He earned the Davey O'Brien Award as the nation's top quarterback in 1982, was sixth in balloting for the Heisman Trophy and concluded his collegiate career with 26 school records.
- A three-year starter, Blackledge directed the Nittany Lions to a 29-4 record, including 13 comeback victories, from 1980-82, including two Fiesta Bowl wins and one Sugar Bowl victory.
- Blackledge began his national broadcasting career in 1994 with ABC Sports, serving as a studio and game analyst. He then served as a game analyst for ESPN (1997-98) before joining CBS in 1999. He returned to ESPN/ABC in 2006.
- Blackledge received the University's prestigious Distinguished Alumni Award in 2009.
- Blackledge earned a B.A. in speech communication in 1983, graduating Phi Beta Kappa with a 3.80 grade point average. A first-team Academic All-American, he also was presented the Eric Walker Award, given to the Penn State senior who has most "enhanced the esteem and recognition of the University." In 1997, Blackledge was inducted into the prestigious Academic All-America Hall of Fame.

STREAKING

- Sophomore WR **KJ Hamler** has a reception in all 18 games of his career.
- Sophomore TE **Pat Freiermuth** has a reception in his last 17 games (all but his first career game).
- Sophomore QB **Sean Clifford** has thrown for at least 200 yards in his last five games.
- Penn State has won its last eight regular-season games.
- Penn State has won its last 11 games against Big Ten West Division opponents, beginning with an overtime win over Minnesota on Oct. 1, 2016.
- Penn State has won 10 consecutive games over non-conference opponents during the regular season, dating back to a win over Temple in 2016.
- The Nittany Lions have won 16-straight non-conference regular-season home games, dating back to a win over Kent State in 2013.
- The Nittany Lions have won their last 14 consecutive against their neighbors (schools within 250 miles of Beaver Stadium).

MILESTONE WATCH

- KJ Hamler** is 33 yards shy of 2,000 all-purpose yards.
 - ... 420 yards shy of 1,000 career kickoff return yards.
 - Jahan Dotson** is 55 yards shy of 500 career receiving yards.
 - Ricky Slade** is 194 yards shy of 500 career rushing yards.
 - Journey Brown** is 239 yards shy of 500 career rushing yards.
 - Pat Freiermuth** is 454 yards shy of 1,000 career receiving yards.
 - Sean Clifford** is 557 yards shy of 2,000 career receiving yards.
 - Robert Windsor** is nine tackles shy of 100 career tackles.
 - Yetur Gross-Matos** is 16 tackles shy of 100 career tackles.
 - Jake Pinegar** is 16 extra points shy of 100 career extra points made
 - ... is six points shy of 150 points scored.
 - James Franklin** is one win shy of 75 career wins as a head coach.
- See Records Watch on Pages 23-25**

MILESTONE WIN FOR COACH FRANKLIN

- In the Purdue game on Oct. 5, head coach **James Franklin** earned his 50th win in 71 games at Penn State.
- Franklin is the second-fastest coach to 50 wins in Penn State history, trailing only Joe Paterno, who had 50 wins in his first 61 games as head coach of the Nittany Lions.

MILESTONES ACHIEVED

- John Reid** made his 100th career tackle against Purdue.
 - Sean Clifford** surpassed 1,000 career passing yards with 398 passing yards at Maryland.
 - KJ Hamler** surpassed 1,000 receiving yards with a 58-yard touchdown reception at Maryland.
 - ... 1,500 all-purpose yards with a 159-yard effort in the season opener against Idaho.
 - Pat Freiermuth** surpassed 500 career receiving yards with a 16-yard reception vs. Pitt.
 - Micah Parsons** surpassed 100 career tackles with nine vs. Pitt.
 - Garrett Taylor** surpassed 100 career tackles with seven tackles - including one on second-and-goal from the 1 in the second quarter - against Pitt.
 - Jan Johnson** surpassed 100 career tackles with a 14-tackle effort against Buffalo.
 - Yetur Gross-Matos** surpassed 25 career tackles for loss with a sack against Buffalo.
- See Records Watch on Pages 23-25**

WELCOME

- Five players made their Nittany Lion debuts: DL **Hakeem Beamon**, WR **John Dunmore**, CB **Daequan Hardy**, WR **TJ Jones** and S **Tyler Rudolph**, bringing Penn State's season debut total to 36.
- Beamon, Dunmore, Hardy, Jones and Rudolph are five of 18 true freshmen who have played this year and 28 players who have made their college debut.
- Three players made their Nittany Lion debuts at Maryland: junior transfer OL **Anthony Whigan** and freshmen DL **Dvon Ellies** and CB **Marquis Wilson**.
- Freshman DE **Smith Vilbert** made his collegiate debut and sophomore transfer **CJ Holmes** made his Penn State debut against Buffalo.
- CB **DJ Brown**, RB **Noah Cain**, DT **Judge Culpepper**, LB **Lance Dixon**, CB **Keaton Ellis**, RB **Devyn Ford**, DT **Aeneas Hawkins**, DE **Adisa Isaac**, LB **Charlie Katshir**, OL **Hunter Kelly**, QB **Will Lewis**, WR **Colton Maxwell**, S **Justin Neff**, CB **Joey Porter, Jr.**, LB **Brandon Smith**, LS **Chris Stoll**, TE **Brenton Strange**, DL **Dan Vasey**, OL **Sal Wormley** and OL **Caeden Wallace** made their debuts in the season opener against Idaho.
- Transfers S **Jaquan Brisker**, WR **Weston Carr** and K **Jordan Stout** made their first appearances at Penn State against Idaho.

YOU'RE UP

- WR **Daniel George** earned his first career start against Purdue, the 12th first-time starter for Penn State this season (8 offense, 3 defense, 1 special teams).
- RB **Journey Brown** and TE **Nick Bowers** made their first career starts during the Pitt game.
- Against Idaho, nine Nittany Lions made their first career start (five on offense, three on defense, one on special teams): SN **Chris Stoll**, LB **Jesse Luketa**, DE **Shaka Toney**, S **Lamont Wade**, OL **Rasheed Walker**, OL **C.J. Thorpe**, WR **Justin Shorter**, RB **Ricky Slade**, QB **Sean Clifford**.

FANS FLOCK TO BEAVER STADIUM

- Penn State ranks second in FBS with an average attendance of 105,965.
 - Three Big Ten teams lead the nation, with Michigan ranking first (111,185) and Ohio State (103,826) trailing the Nittany Lions in third.
 - The Penn State Student Section has consistently sold out for four decades, showing the unwavering passion and dedication of Penn State students.
 - The Penn State Student Section is one of 14 on the ESPN/Taco Bell Live Mas Student Section of the Year Watch List.
 - The group was named the Student Section of the Week in Week 5 after showing strong support in large numbers at Maryland.
 - Recognized as one the nation's premier game day atmospheres, the passionate and loyal students, alumni and fans filling Beaver Stadium have Penn State bucking the negative attendance trends among FBS games nationally.
- See Happy Valley on Page 14**

GILLIKIN UP FOR PRESTIGIOUS AWARDS

- **P Blake Gillikin** is among the 185 semifinalists for the William V. Campbell Trophy presented by Mazda, 137 candidates for the Allstate AFCA Good Works Team and 30 candidates for the Senior CLASS Award.
- Celebrating its 30th year in 2019, the Campbell Trophy recognizes an individual as the absolute best football scholar-athlete in the nation for his combined academic success, football performance and exemplary leadership.
- The NFF will announce 12-14 finalists on Oct. 30, and each of them will receive an \$18,000 postgraduate scholarship as a member of the 2019 NFF National Scholar-Athlete Class presented by Fidelity Investments. The finalists will travel to New York City for the 62nd NFF Annual Awards Dinner on Dec. 10.
- Nominated by their schools, which are limited to one nominee each, candidates for the awards must be a senior or graduate student in their final year of playing eligibility, have a GPA of at least 3.2 on a 4.0 scale, have outstanding football ability as a first team player or significant contributor and have demonstrated strong leadership and citizenship.
- The class is selected each year by the NFF Awards Committee, which is comprised of a nationally recognized group of media, College Football Hall of Famers and athletics administrators.
- Penn State's Trace McSorley was a finalist for the award last year, becoming Penn State's 18th NFF Scholar-Athlete, and John Urschel won the award in 2013.
- The Allstate AFCA Good Works Team is an annual award given to college football players for the impact they make off the field.
- A perfect 4.0 student, Gillikin was a first-team CoSIDA Academic All-American last year. He spent the summer interning at Drayer Physical Therapy and performing a job shadow at Penn State Health in State College.
- Established in 1992, the Allstate AFCA Good Works Team continues to be one of the most coveted community service awards in college football. From the 137 nominees, the final roster of 23 award recipients will be announced in September, bringing together 11 players from the NCAA Football Bowl Subdivision; 11 players from the NCAA Football Championship Subdivision, Divisions II, III and the National Association of Intercollegiate Athletics (NAIA); and one honorary head coach.
- To be eligible for the Senior CLASS award, a student-athlete must be classified as an NCAA Division I FBS senior and have notable achievements in four areas of excellence: community, classroom, character and competition.
- To determine the final Senior CLASS Award winner, the 30 candidates will be narrowed to 10 finalists midway through the regular season, and those names will be placed on the official ballot. Ballots will be distributed through a nationwide voting system to media, coaches and fans, who will select one candidate who best exemplifies excellence in the four Cs of community, classroom, character and competition. Along with the winner, the 10 finalists will be awarded Senior CLASS Award first- or second-team honors.

See Season Honors on Page 12

YOUTH MOVEMENT

- According to PhilSteele.com's 2019 Two-Deep Class Breakdown, Penn State entered the year as the ninth-most inexperienced team in FBS.
- The magazine's formula takes into account senior starters, returning letterwinners, yardage and tackles returning and offensive line starts.
- Purdue is the only Penn State opponent to rank as less experienced, ranking as the sixth-most inexperienced team.

BIG DRAW

- The Pitt game, which was televised on ABC, was the most-watched noon window game of the week across all networks and second-most watched game of the season at that point in the timeslot.
- The game averaged 3,196,000 viewers, including a peak audience of 4.2 million viewers (3:45-3:56 p.m.)

OFFENSE NOTES

PILING UP THE POINTS

- Penn State ranks fifth in FBS averaging 47.0 points per game.
- Penn State has scored at least 50 points nine times since 2016.
- Penn State has scored 40 points 18 times since 2016. By comparison, from 2008 until 2015, the Nittany Lions had 18 40-point outings.
- Penn State has scored 30 or more points 28 times in the last 36 games.
- Penn State has scored 20 or more points in 37 of its last 40 games.
- Penn State's 94 points in consecutive Big Ten games (59 at Maryland and 35 vs. Purdue) is the highest two-game point total in consecutive Big Ten games since the Nittany Lions scored 129 in the last conference game of 2017 at Maryland and the 2018 Big Ten opener at Illinois (66 at Maryland and 63 at Illinois).
- Penn State scored 124 points (79 vs. Idaho; 45 vs. Buffalo) in its first two games, the second-highest total in the first two games of the season in school history. In 1894, Penn State opened the season with a combined 132 points in the first two games, scoring 60 against Gettysburg in the opener and 72 vs. Lafayette in the second game.
- The Nittany Lions scored 28 points in the third quarter of the Buffalo game, the most in a single quarter since they scored 35 in the fourth quarter of last season's game at Illinois.
- The 28-point third stanza marked the highest scoring by Penn State in a third quarter since the Nittany Lions had 28 points in the third quarter of the 2017 Rose Bowl Game vs. USC.
- Penn State had a high-scoring season-opener, scoring 79 points for its highest single-game total since an 81-0 win over Cincinnati in the 1991 home opener.
- The 79 points are tied for the most in FBS this season with Maryland (79 vs. Howard).
- Penn State's 44 points in the first half vs. Idaho were its most in an opening half since scoring 56 at Illinois in 2005.
- The 72-point margin of victory over the Vandals is tied for the 10th-biggest in Penn State history and is the largest since the 1991 Cincinnati game (81).
- The 79 points vs. Idaho are the second-most scored since 1921 and are tied for the sixth-most in program history.
- The last time Penn State scored at least 70 points was a 70-24 win over Akron in 1999.

GREEN LIGHT IN THE RED ZONE

- Dating back to 2017, Penn State has scored on 100 of its last 105 red zone trips, including 81 touchdowns.
- This season, Penn State is 22-for-23 in the red zone with 18 touchdowns.
- Penn State's missed field goal in the second quarter vs. Purdue marked the first time the Nittany Lions did not convert a red zone trip this season, snapping a 21-for-21 start.
- Penn State is fifth in red zone scoring over the last three years (2017-19) with a scoring rate of 90.71 percent.

EXPLOSIVE PLAYS

- Explosive plays have been a key part of Penn State's offense this season.
- Penn State ranks:
 - Ninth in FBS in 15-plus yard pass play percentage (38 plays, 24.05%).
 - 18th in FBS big play percentage (12-plus yard runs & 15-plus yard passes) at 16.47 percent (57-of-346).
 - Fourth in FBS with 2.31 percent of plays (8 plays) going for 50 yards or more.
- Accordingly, 76.23 percent (93-of-122) of Penn State's first downs this season have come on first or second down, which ranks 10th in FBS.

NITTANY LIONS IN THE NFL

- A total of 33 Penn State football alumni are populating the rosters of 21 National Football League teams.
- The Nittany Lions annually are among the top 20 programs nationally in producing players in the NFL. In addition, seven former Nittany Lions are members of NFL coaching staffs and one former Nittany Lion lacrosse student-athlete is on a roster.
- A total of eight players from Penn State's 2018 squad are on NFL teams.

NITTANY LIONS ON NFL ROSTERS

Arizona Cardinals (1): A.Q. Shipley ^C (8)
Atlanta Falcons (1): Jack Crawford (8)
Baltimore Ravens (1): Trace McSorley (R)
Buffalo Bills (1): Ryan Bates (R)
Carolina Panthers: Chris Hogan (7; former MLAX player)
Chicago Bears (1): Allen Robinson II (6)
Dallas Cowboys (2): Sean Lee (10), Connor McGovern ^{IR} (R)
Denver Broncos (1): DaeSean Hamilton (2)
Detroit Lions (3): Jesse James (5), Amani Oluwariye (R), Jason Cabinda (2)
Green Bay Packers (1): Adrian Amos (5)
Kansas City Chiefs (1): Jordan Lucas (4)
Los Angeles Chargers (1): Trevor Williams ^{IR} (4)
Los Angeles Rams (1): Nick Scott (R)
Miami Dolphins (2): Mike Gesicki (2), Mike Hull ^{PUP} (4)
New York Giants (3): Saquon Barkley ^C (2), Grant Haley (2), Nate Stupar (7)
New York Jets (1): Sam Ficken (3)
Philadelphia Eagles (2): Shareef Miller (R), Miles Sanders (R)
Pittsburgh Steelers (1): Marcus Allen (2)
San Francisco 49ers (2): Robbie Gould (15), Kevin Givens (R)
Tampa Bay Buccaneers (3): Chris Godwin (3), Carl Nassib ^C (4), Donovan Smith (5)
Tennessee Titans (3): Austin Johnson (4), DaQuan Jones (6), Cameron Wake (11)
Washington Redskins (1): Troy Apke (2)
Italics indicates practice squad | ^C Team Captain
^{IR} Injured Reserve | ^{PUP} Physically Unable to Perform

SEVEN FORMER LIONS ON NFL COACHING STAFFS

Seven former Nittany Lions are patrolling the sidelines as part of NFL coaching staffs in 2018.
 Tom Bradley (Pittsburgh, defensive backs)
 Gary Brown (Dallas, running backs)
 Bobby Engram (Baltimore, tight ends)
 Al Golden (Detroit, linebackers)
 D'Anton Lynn (Houston, assistant secondary)
 Mike Munchak (Denver, offensive line)
 Paul Pasqualoni (Detroit, defensive coordinator)

COACHING STAFF NOTES

COACHING STAFF CHANGES

- The Nittany Lion coaching staff has a pair of new faces for the 2019 season.
- Penn State added passing game coordinator and wide receivers coach **Gerad Parker** and special teams coordinator and defensive assistant **Joe Lorig**.
- Parker joins the Nittany Lions after two seasons at Duke, most recently as the wide receivers coach in 2018. He has familiarity with the Big Ten, having served as offensive coordinator at Purdue for four seasons.
- Lorig has 22 years of collegiate coaching experience, including six seasons as a special teams coordinator and eight years as a defensive coordinator. He most recently spent three seasons at Memphis where his special teams unit finished in the top 5 in FBS in kick return average twice and in the top 20 in kick return defense every year.

PENNSYLVANIA TIES

- The Penn State coaching staff is deeply rooted in Pennsylvania, with four members originally hailing from the Keystone state.

Central PA

- Defensive Coordinator **Brent Pry** - Altoona

Eastern PA

- Head Coach **James Franklin** - Langhorne

Western PA

- Offensive Line **Matt Limegrover** - Pittsburgh
- Cornerbacks **Terry M. Smith** - Aliquippa

12 2019 PENN STATE FOOTBALL

SEASON HONORS

NICK BOWERS, TIGHT END

Pro Football Focus Big Ten First Team of the Week (Week 5)

ELLIS BROOKS, LINEBACKER

Pro Football Focus Big Ten First Team of the Week (Week 5)

TARIQ CASTRO-FIELDS, CORNERBACK

Pro Football Focus Big Ten Second Team of the Week (Week 5)

SEAN CLIFFORD, QUARTERBACK

Big Ten Co-Offensive Player of the Week (Week 5)

Davey O'Brein Great 8 (Week 5)

CFPA Honorable Mention National Performer of Week (Week 5)

Rose Bowl Game Big Ten Player of the Week (Week 6)

PAT FREIERMUTH, TIGHT END

John Mackey Award Tight End of the Week (Week 2)

Pro Football Focus Big Ten Team of the Week (Week 2)

BLAKE GILLIKIN, PUNTER

William V. Campbell Trophy Semifinalist

Senior CLASS Award Candidate

STEVEN GONZALEZ, OFFENSIVE LINE

Pro Football Focus Big Ten Second Team of the Week (Week 3, 5)

YETUR GROSS-MATOS, DEFENSIVE END

Pro Football Focus Big Ten Second Team of the Week (Week 2)

KJ HAMLER, WIDE RECEIVER

Pro Football Focus Big Ten First Team of the Week (Week 5)

JAN JOHNSON, LINEBACKER

Pro Football Focus National Team of the Week (Week 3)

Pro Football Focus Big Ten Team of the Week (Week 3)

MICHAEL MENET, OFFENSIVE LINE

Pro Football Focus Big Ten Second Team of the Week (Week 3)

PJ MUSTIPHER, DEFENSIVE TACKLE

Pro Football Focus Big Ten Second Team of the Week (Week 2)

MICAH PARSONS, LINEBACKER

Pro Football Focus Big Ten Second Team of the Week (Week 3)

JOHN REID, CORNERBACK

Pro Football Focus Big Ten First Team of the Week (Week 2)

ROBERT WINDSOR, DEFENSIVE TACKLE

Pro Football Focus Big Ten First Team of the Week (Week 2)

EARLY SEASON PASSING PRODUCTIVITY

- QB **Sean Clifford** is the first Penn State quarterback since at least 2000 to throw for at least 12 touchdowns and 1,400 yards in the first five games of the season.
- Clifford is the third Penn State quarterback to have three games with 250 or more passing yards and three or more passing touchdowns in a season, joining Trace McSorley (2017, 4 games) and Christian Hackenberg (2013, 3 games) as the only Lions to do so.
- With five 200-yard passing games this season, Clifford is tied for 17th all-time at Penn State with John Hufnagel (1972), Chuck Fusina (1977), Doug Strang (1983), Zack Mills (2001, 2002) and Matt McGloin (2010).
- Clifford threw for 398 yards at Maryland, ranking third in Penn State single-game history, behind Christian Hackenberg (454; vs. UCF, 2014) and Zack Mills (299, vs. Iowa, 2002).
- Clifford became the first Penn State quarterback to open a season with six touchdown passes in the first two games since Daryll Clark did the same in 2009.

EFFICIENT AND CONSISTENT

- QB **Sean Clifford**'s 16.03 passing yards per completion ranks sixth in FBS and leads the Big Ten.
- Clifford's 10.69 yards per pass attempt rank sixth in FBS and is second in the Big Ten.
- Clifford's 288.6 passing yards per game leads the Big Ten and ranks 14th in FBS.
- Clifford has thrown for at least 200 yards in five-straight games.
- Clifford ranks third in the Big Ten and eighth in FBS with a 182.8 passing efficiency rating.
- Clifford's 23 completions of 20 or more yards rank tied for 13th in FBS.
- Clifford's 12 completions of 30 or more yards rank tied for eighth in FBS.
- Clifford's nine completions of 40 or more yards rank tied for third in FBS.
- Clifford's five completions of 50 or more yards rank tied for fifth in FBS.

See National Nits on Page 9

DUAL THREAT

- QB **Sean Clifford** (1,443 passing yds; 12 passing TDs; 200 rushing yds, 2 rushing TD) is one of four FBS quarterbacks with at least 1,400 yards passing, 12 passing touchdowns, 200 rushing yards and two rushing touchdowns this season, joining Texas' Sam Ehlinger (1,448 passing yds; 17 passing TDs; 236 rushing yds; 3 rush TD), Oklahoma's Jalen Hurts (1,523 passing yds; 14 passing TDs; 499 rushing yds; 7 rush TD) and Wake Forest's Jamie Newman (1,521 passing yds; 14 passing TDs; 262 rushing yds; 3 rush TD).
- Averaging 328.6 yards of total offense per game, Clifford leads the Big Ten and ranks 10th in FBS.
- Clifford totaled the third-most yards of total offense in a game in school history at Maryland with 452 (398 pass, 54 rush).
- Clifford is third on the team with 200 yards rushing. The total ranks 16th at Penn State for season rushing yards by a quarterback. He is 1 yard behind Zack Mills (2002) for 15th.
- Clifford has a rushing touchdown and passing touchdown in each of the last two games.
- Clifford had a career-long 58-yard rush against Buffalo and his first career rushing touchdown at Maryland.
- Clifford ranks 14th all-time at Penn State with 197 career rushing yards as a quarterback.

See National Nits on Page 9
See Records Watch on Pages 23-25

PASSING TOUCHDOWNS IN BUNCHES

- QB **Sean Clifford**'s two touchdowns in the first quarter vs. Purdue marked his fourth multi-touchdown pass quarter this year (2nd quarter vs. Idaho; 3rd quarter vs. Buffalo; 2nd quarter vs. Maryland).
- Clifford threw for three touchdowns in the first half vs. Purdue for his third half this year with three passing touchdowns (2nd half vs. Buffalo; 1st half vs. Maryland).
- Clifford has four multi-touchdown pass games.

EQUAL OPPORTUNITY IN THE AIR

- On two occasions this season 13 different Nittany Lions have caught a pass in the same game. Penn State first accomplished the feat against Idaho in the season opener and did so again at Maryland.
- Clifford connected with 11 different Lions in the first half of the Maryland game.
- WRs **Dan Chisena** and **Isaac Lutz** both hauled in their first career receptions at Maryland. Chisena's catch was a 40-yard reception on which he was interfered on.
- A total of 17 different Nittany Lions have caught at least one pass this season, with 14 catching multiple passes.

MOVING THE BALL

- Penn State ranks 12th in FBS and second in the Big Ten averaging 499.6 yards per game.
- The Nittany Lions' 619 total yards at Maryland were their third-most in a Big Ten game and the seventh-most in program history. The 619 yards were the most since the 1994 season (689, Minnesota; 653, Michigan State).
- Penn State's 30 first downs at Maryland are tied for seventh in a Big Ten game in program history.
- Penn State's 421 passing yards at Maryland are the most for the Lions in a Big Ten game, breaking the mark of 419 set against Michigan State in 2008. They rank second in program history behind the 454 yards against UCF in 2014.
- Penn State had 673 yards of total offense against Idaho, which was the most since totaling 689 at Minnesota in 1994 and the third most for the Nittany Lions since 1947.
- The Nittany Lions' 406 yards of offense in the first half vs. Idaho were their most in the first half since notching 439 yards vs. Nebraska in 2017.
- Penn State's 35 first downs vs. Idaho were its most since posting the same against Minnesota in 2005.

See National Nits on Page 9

NO. 1 RECEIVER

- WR **KJ Hamler** has at least one reception in all 18 games of his career.
- Hamler ranks 25th on Penn State's career receiving yards list with 1,148 yards.
- Hamler is tied for 22nd all-time in career touchdown receptions with nine, matching Ray Roundtree (1984-87), David Daniels (1988-90), Eric McCoo (1998-2001), Kyle Brady (1991-94) and Derrick Williams (2005-08).
- Hamler ranks second in the Big Ten and 32nd nationally with four receiving touchdowns.
- Hamler ranks fourth in the Big Ten and 40th in FBS with 78.8 yards receiving per games.
- Hamler ranks third in the Big Ten and 19th in FBS with an average of 20.74 yards per reception.
- Hamler is tied for 14th in FBS with five receptions of 30 or more yards.
- Hamler finished the Maryland game with a career-high six catches for 108 yards for his third career 100-yard receiving game.
- Hamler became the 33rd Nittany Lion to reach 1,000 career receiving yards with a 58-yard touchdown at Maryland.
- Hamler's two touchdown receptions against Idaho marked the first multi-receiving touchdown game of his career. He did have two scores at Pittsburgh last season, one rushing and one receiving.

DOTSON GOING LONG

- WR **Jahan Dotson** ranks fifth in the Big Ten and 23rd in FBS with 20.17 yards per reception.
- Dotson had a career-long 72-yard catch vs. Purdue for a touchdown. Dotson also had a 56-yard grab against Buffalo earlier this season.
- Dotson's 72-yard reception is Penn State's longest this season and tied for the 25th longest in school history.

THIRD DOWN IMPROVEMENT

- Penn State ranks seventh in the Big Ten and 50th in FBS with a 41.4 third down conversion percentage after converting 17-of-28 third downs (61%) in its last two games.
- Penn State went 7-for-30 (23%) on third down in its first three games to rank 127th nationally in Week 4.

EQUAL OPPORTUNITY ON THE GROUND

- Penn State ranks fourth in the Big Ten with 192.0 rushing yards per game, but does not have any rushers averaging more than 50 yards per game.
- Instead, Penn State has four rushers with at least 25 carries on the year, averaging 39 yards or more: **Journey Brown** (43.4 ypg), **Noah Cain** (41.6), quarterback **Sean Clifford** (40.0) and **Devin Ford** (39.6).
- Penn State ranks tied for sixth in FBS with 17 rushing touchdowns. Those touchdowns have been scored by seven different Nittany Lions. Cain (5) and Brown (3) have accounted for almost half of them.
- Ford (Idaho; 107 yds), Brown (Pitt; 109 yds) and Cain (Purdue; 105 yds) have each had 100-yard rushing games this season.

LONG JOURNEY

- RB **Journey Brown** leads Penn State with 217 rushing yards this season.
- Brown had a 37-yard receiving touchdown at Maryland, the longest reception of his career and his first career receiving touchdown.
- It was his first game with a rushing and receiving touchdown.
- Against Pitt in his first career start, Brown's 85-yard run against Pittsburgh was the second-longest non-scoring run in school history. Blair Thomas had a 92-yard rush vs. Syracuse in 1986.
- Brown's 85-yard rush was the longest rush by a Nittany Lion since Saquon Barkley had a 92-yard dash against Washington in the 2017 Fiesta Bowl.
- The 85-yard rush led Brown to a career-high 109 yards for the day on a personal-best 10 carries for his first career 100-yard game.
- It was also Penn State's second run of 80 or more yards this season, joining an 81-yard run by **Devin Ford** against Idaho.

FRESHMAN FINDS THE END ZONE

- True freshman RB **Noah Cain** scored his fifth rushing touchdown of the season against Purdue.
- Cain is fourth in FBS in rushing touchdowns by freshmen.
- Overall, Cain ranks 27th in FBS and sixth in the Big Ten.
- Cain is the first Penn State freshman since Austin Scott in 2003 to rush for at least five touchdowns in the first five games of a season.

TOP TIGHT ENDS

- TE **Pat Freiermuth** extended his streak to 17 consecutive games with at least one reception (all but his first career game).
- With 11 career touchdowns, Freiermuth is tied for 13th all-time at Penn State with Tony Johnson (2000-03), Scott Fitzkee (1975-78), Freddie Scott (1993-95) and Jesse James (2012-14). Freiermuth is tied with James for second among Penn State tight ends. Freiermuth is four touchdowns behind Mike Gesicki (2014-17).
See Records Watch on Pages 23-25
- Freiermuth had a career day against Buffalo, setting bests for catches (8) and receiving yards (99) and matching his career high of two touchdowns. For his efforts, Freiermuth was named the John Mackey Award Tight End of the Week.
See Season Honors on Page 12
- Freiermuth's eight catches were the most for a Penn State tight end since Mike Gesicki had eight grabs at Michigan State in 2017.
- TE **Nick Bowers** had a career night at Maryland with a career-high 70 receiving yards, which included a career-long 55-yard reception and a 15-yard touchdown catch for his third career touchdown reception.

NEW SIGNAL CALLER NO. 2

- Redshirt freshman QB **Will Levis** threw for 62 yards in his Penn State debut, completing 11-of-14 passes after entering early in the second half against Idaho. He connected with true freshman TE **Brenton Strange** on a 4-yard touchdown pass for his first career touchdown pass.
- At Maryland, Levis rushed for a career-high 38 yards on six carries, including two touchdowns.

CLIFFORD EARNING AWARDS

- QB **Sean Clifford** was named the Big Ten Co-Offensive Player of the Week and to the Davey O'Brien Award Great 8 of the Week list following the Maryland game, and the Rose Bowl Game Big Ten Player of the Week following the Purdue game.
- At Maryland, Clifford set personal bests with 26 completions on 31 attempts for 398 yards.
- Clifford had 287 passing yards in the first half to break the Penn State record of 258 yards by Trace McSorley against Georgia State in 2017.
- Clifford had his first career 300-yard passing game with a career-high 398 passing yards.
- Clifford's 300-yard game is the 40th in Penn State history.
- Three of his throws went for touchdowns and he earned his first career rushing touchdown on the Lions' first play from scrimmage.
- With 54 yards rushing, Clifford totaled 452 yards of total offense, which ranks as the third-most in a single game in school history.
- Against Purdue, Clifford was responsible for four touchdowns, rushing for one and throwing three, finished 20-for-29 passing with 264 yards.
See Season Honors on Page 12

FOUR TOUCHDOWN CLUB

- QB **Sean Clifford** became the 16th different Penn State quarterback with at least four touchdown passes in a game with four against Buffalo.
- It was Penn State's 17th four-touchdown effort by a quarterback since 2000.
- The last Penn State quarterback to throw for four touchdowns with two or fewer career starts was Matt McGloin in 2010. McGloin had just one start when he threw for four touchdowns off the bench in a comeback win over Northwestern.
- The last Penn State quarterback to throw four touchdowns in a game was Trace McSorley with four vs. Georgia State in 2018.

GROUND GAME ROLLS AGAINST IDAHO

- Seven different Nittany Lion rushers combined for 331 rushing yards against Idaho.
- The 331 yards on the ground were Penn State's most since rushing for 387 yards at Illinois last season.
- Five Nittany Lion running backs: **Journey Brown** (2), **Noah Cain** (2), **Devin Ford** (1), **Ricky Slade** (1) and **Nick Eury** (1) combined for seven rushing touchdowns
- The last time five different Nittany Lion rushers scored at least one touchdown in the same game was a 70-24 win over Akron in 1999: Omar Easy, Eric McCoo, Mike Cerimele (2 TD), Rashard Casey (QB), Mick Blosser.
- The last time five different PSU running backs scored at least one touchdown in the same game was a 42-3 win over Syracuse in 1986: Blair Thomas, Tim Manoa (2 TD), D.J. Dozier, Odell Wilson and Steve Smith.
- Penn State's seven rushing touchdowns were its most since doing the same against Coastal Carolina in 2008.
- Ford rushed for a game-high 107 yards on six carries, averaging 17.8 yards per attempt in his debut.
- Ford became the first Nittany Lion freshman to run for more than 100 yards in a game since Saquon Barkley rushed for 103 yards against Michigan State on November 18, 2015.
- Ford is the first Penn State freshman to run for 100 yards in a season opener since Curt Warner did so on 12 carries against Rutgers on Sept. 15, 1979.
- Ford scored on an 81-yard run in the second quarter. It was his first career touchdown and Penn State's longest rushing touchdown since Saquon Barkley's 92-yard run in the Fiesta Bowl vs. Washington in 2017.
- Eury, a junior, had career highs of six carries for 44 yards and scored his first career touchdown on Penn State's final drive of the game. He previously had one career rush for 4 yards against Georgia State in 2017.

CLASSROOM SUCCESS

DEGREES ON THE WALL



- Five student-athletes have earned six Penn State degrees already, while **Weston Carr** is a graduate transfer from Azusa Pacific who earned a degree in sociology.
- Jan Johnson** earned an undergraduate degree in psychology in August 2018 and a master's in management and organizational leadership in May 2019. He is now working on a third degree in health policy and administration.
- Nick Bowers** graduated with a degree in labor and employment relations in May 2019 and is now working on a second degree in health policy and administration.
- Steven Gonzalez** graduated with a degree in history in December 2018 and is working on a second degree in rehabilitation and human services.
- Garrett Taylor** graduated with a degree in advertising and public relations in December 2018 and is working on a second degree in telecommunications.
- Robert Windsor** graduated with a degree in telecommunications in December 2017 and is working on a second degree in media studies.

CONTINUING ACADEMIC TRADITION

- Punter **Blake Gillikin** (kinesiology) leads the Nittany Lions in the classroom with a perfect cumulative 4.0 grade point average following the 2019 spring semester.
- Gillikin was one of 15 Penn State student-athletes to earn a 4.0 GPA last academic year.
- Gillikin claimed the Evan Pugh Scholar Award, given to those juniors and seniors who are in the upper 0.5 percent of their respective classes, in May 2018.
- Gillikin was presented with the President's Freshman Award, given annually to undergraduate degree candidates who have earned a 4.0 cumulative grade-point average based on at least 12 graded Penn State credits completed in their first semester of admission, in May 2017.
- Gillikin led seven Nittany Lion football players earning Big Ten Distinguished Scholar recognition for having a 3.7 or higher GPA for the 2018-19 academic year, contributing to a school-record 117 honorees across all sports. He was joined by **Dan Chisena** (security and risk analysis), **Nick Eury** (agribusiness management), **Cameron Pica** (finance), Charlie Shuman (management and organizational leadership), Jason Vranic (kinesiology) and Christopher Welde (mechanical engineering).
- Those seven were among 28 football student-athletes to earn All-Big Ten Academic honors following the 2018 fall semester.

HAPPY VALLEY

HOME SWEET HOME

- With a 294-74 all-time record in Beaver Stadium, Penn State owns the seventh-best winning percentage (.799) in its current home venue amongst current FBS schools and leads the Big Ten. (*Minimum 25 games*)
- Only Alabama (.832) and Oklahoma (.813) have higher winning percentages in facilities older than Beaver Stadium.

School	Stadium Name (Opened)	Rec	Win %
1. Alabama	Bryant-Denny Stadium (1929)	269-53-3	.832
2. Boise State	Albertsons Stadium (1970)	268-56	.827
3. Ga. Southern	Paulson Stadium (1984)	193-41	.825
4. Houston	TDECU Stadium (2014)	28-6	.824
5. Marshall	Joan C. Edwards Stadium (1991)	161-35	.821
6. Oklahoma	Gaylord Family-Oklahoma Memorial Stad. (1923)	400-86-15	.813
7. Penn State	Beaver Stadium (1960)	294-74	.799
8. Auburn	Jordan-Hare Stadium (1939)	327-83-7	.793
9. Ohio State	Ohio Stadium (1922)	447-112-20	.789
10. Tennessee	Neyland Stadium (1921)	468-134-17	.770

TOP 10 BEAVER STADIUM CROWDS

Rk.	Attend.	Date	Result
1.	110,889	Sept. 29, 2018	Ohio State 27, Penn State 26
2.	110,823	Oct. 21, 2017	Penn State 42, Michigan 13
3.	110,753	Sept. 14, 2002	Penn State 40, Nebraska 7
4.	110,134	Oct. 27, 2007	Ohio State 37, Penn State 17
5.	110,078	Sept. 8, 2007	Penn State 31, Notre Dame 10
6.	110,033	Nov. 7, 2009	Ohio State 24, Penn State 7
7.	110,017	Oct. 18, 2008	Penn State 46, Michigan 17
8.	110,007	Oct. 14, 2006	Michigan 17, Penn State 10
9.	109,898	Sept. 9, 2017	Penn State 33, Pitt 14
10.	109,865	Nov. 5, 2005	Penn State 35, Wisconsin 14

LARGEST CROWDS TO WATCH PENN STATE

Rk.	Attend.	Date	Opponent, Stadium
1.	113,085	Oct. 11, 2014	Michigan, Michigan Stadium
2.	111,502	Oct. 12, 2002	Michigan, Michigan Stadium
3.	111,310	Sept. 22, 2007	Michigan, Michigan Stadium
4.	111,249	Oct. 15, 2005	Michigan, Michigan Stadium
5.	111,019	Nov. 7, 1998	Michigan, Michigan Stadium
6.	110,889	Sept. 29, 2018	Ohio State, Beaver Stadium
7.	110,823	Oct. 21, 2017	Michigan, Beaver Stadium
8.	110,803	Nov. 11, 2000	Michigan, Michigan Stadium
9.	110,753	Sept. 14, 2002	Nebraska, Beaver Stadium
10.	110,377	Oct. 24, 2009	Michigan, Michigan Stadium

BEAVER STADIUM WINS 2019 ULTIMATE STADIUM BRACKET

- Beaver Stadium was the winner of For the Win/USA Today's 2019 Ultimate Stadium Bracket.
- The competition pitted venues from college football, college basketball, the NBA, NFL and Major League Baseball against each other in a bracket-style tournament with the winner of each round advancing based on fan votes.
- The home of the Nittany Lions topped Kansas' Allen Fieldhouse in the final, earning 78.64 percent of the vote (14,026 votes to 3,810). Beaver Stadium's route to the final included wins over LSU's Tiger Stadium, UCLA's Rose Bowl and the Atlanta Falcons' Mercedes Benz Stadium.

2019 GAME THEMES

- Michigan, October 19:** Penn State White Out
- Indiana, November 16:** Military Appreciation Day; Seats for Servicemembers; All-U Day
- Rutgers, November 30:** Senior Day; Penn State Parents & Families Tailgate; Educator Appreciation; Penn State Faculty/Staff Day

DEFENSE NOTES

LOW SCORING

- Penn State is second in scoring defense overall, allowing just 7.4 points per game to trail only Wisconsin (5.8 ppg).
- Penn State is the only team in FBS to not allow a point in the first quarter this season.
- The seven points allowed by Penn State in the last two Big Ten games (0 at Maryland, 7 vs. Purdue) are the fewest allowed in a two-game stretch of Big Ten games in a single season since joining the conference in 1993. The previous low was allowing 10 in two consecutive games on two occasions (last in 2018).
- The seven points allowed in the last two games is the fewest allowed in any two-game stretch by the Nittany Lions since giving up just three to Eastern Illinois and Minnesota in 2009 (3 vs. Eastern Illinois, 0 vs. Minnesota).
- Penn State is tied for second in FBS in third-quarter points allowed (0.60) and is first in second-half points allowed (2.0).
- At Maryland, the Nittany Lions posted their first shutout since the Georgia State game in 2017, first Big Ten shutout since 2016 (seventh overall in Big Ten play) and first of Maryland since 1970.
- It was also Penn State's largest road shutout since beating Fordham, 75-0, in 1947 and largest shutout in a Big Ten game.
- Dating back to last season, Penn State has held its last seven regular season opponents to 13 points or less.
- Penn State has held eight of its last nine regular-season non-conference opponents to 14 points or less, dating back to 2017.

NOT GOING ANYWHERE ON THE GROUND

- Penn State is allowing just 50.6 yards rushing per game to rank third in FBS and second in the Big Ten.
- Penn State is allowing just 1.46 yards per rush to lead FBS.
- Penn State held Purdue to minus-19 yards rushing, the fewest rushing yards allowed by a Nittany Lion defense since holding Maryland to minus-32 in 1978.
- The minus-19 yards rushing allowed is the second-lowest rushing yards allowed in an FBS game this season, trailing the minus-73 yards allowed by Michigan State against Tulsa in the season opener.
- The minus-19 yards rushing is the fewest allowed by Penn State in a Big Ten game. The previous low was minus-12 yards rushing allowed to Purdue in 1998.
- The minus-19 yards rushing allowed is the fifth-fewest rushing yards allowed by Penn State since 1947.
- The minus-19 yards rushing allowed are the seventh-fewest given up by a Big Ten team since 2000.
- Three of the five lowest rushing yard allowed totals under Franklin have been established this season, with minus-19 yards allowed to Purdue, 4 yards allowed to Idaho and 24 yards allowed to Pitt.

TOTAL DEFENSE

- Penn State ranks fourth in FBS and third in the Big Ten allowing just 240.4 yards per game.
- Penn State has held three opponents under 150 yards of total offense this season (145, Idaho; 128, Maryland; 104, Purdue). It's the first time since at least 1971 that the Nittany Lions have held three opponents to less than 150 yards in a season.
- Penn State joined the 2015 Michigan and 2007 Ohio State teams as the only Big Ten teams to have three games with less than 150 yards allowed in a single season since 2000.
- The Nittany Lions are the first team in FBS to have held three opponents to 150 total yards or less in a single season since Boston College did so against four opponents in 2016.
- The 104 yards allowed by Penn State against Purdue are the second-fewest given up by the Lions in a Big Ten game and the fewest since giving up 87 to Rutgers in 2016.

MORE DEFENSIVE FEATS

- Penn State limited Purdue to eight first downs, the third time this season that the Nittany Lions have held a team to 10 or fewer first downs (5 vs. Idaho; 10 at Maryland)
- The eight first downs given up against Purdue is tied for the fifth-fewest allowed by the Nittany Lions in a Big Ten game (8 vs. Iowa in 1996; 8 vs. Iowa in 2007).
- The eight first downs allowed is the second-lowest allowed by Penn State in a Big Ten contest under Coach James Franklin (5 at Rutgers; 2016) and is tied for the third fewest overall allowed under Franklin.
- The 68 passing yards allowed at Maryland are tied for the seventh-fewest given up by the Nittany Lions in a Big Ten game.

WILD DOGS GETTING TO THE QB

- Penn State leads FBS in sacks (5.0) and tackles for loss (10.4) per game.
See National Nits on Page 9
- DE **Yetur Gross-Matos** leads Penn State with 5.5 sacks to rank tied for 11th in FBS and fourth in the Big Ten with 1.10 per game.
- DE **Shaka Toney** had three sacks against Purdue, one off of his career best mark of four set at Indiana last season, and now has five this season to rank fifth in the Big Ten and 12th in FBS with 1.00 per game.
- The Nittany Lions recorded 10 sacks vs. Purdue, the most for Penn State since the school record of 11 against Illinois in 1999 and the most by a Big Ten team since Ohio State had 10 sacks against Wisconsin in 2007.
- The 10 sacks are tied for the most in FBS in a single game this season. (SMU and Florida).
- Penn State's 3.44 sacks per game over the last five years (2015-19) are the most in FBS.
- Penn State's 200 sacks over the last five years (2015-19) are third only to Clemson (216) and Alabama (202), the teams that have won the last four National Championships.
- Over the last five years, Penn State's defense has cumulated a 9.66 percent sack percentage (200 sacks on 2,089 plays), which ranks third behind Clemson and Michigan.
- Penn State has posted four consecutive 40-plus sack seasons for the first time in program history after totaling 47 last season, 42 in 2017, 40 in 2016 and 46 in 2015.
- In 2018, Penn State led the country in sacks per game (3.62) and ranked fourth and led the Big Ten in tackles for loss (8.2) per game.

BIG LOSSES

- Penn State leads FBS in tackles for loss (10.4).
- DE **Yetur Gross-Matos** leads Penn State 7.5 TFLs to rank 19th in FBS and fifth in the Big Ten.
- A total of 22 Nittany Lions have recored at least a half-tackle for loss.
- Penn State had 13 TFLs against Purdue, giving them at least 10 TFLs in four of the five games this season.
- Penn State and Ohio State are the only teams in FBS with four games of 10 or more TFLs this season.
- Penn State posted double-digit tackles for loss in the first three games of the season (11 vs. Idaho; 10 vs. Buffalo; 10 vs. Pitt) for the first time since opening 2007 by accomplishing the feat in four consecutive games (10 vs. FIU; 10 vs. Notre Dame; 10 vs. Buffalo; 15 vs. Michigan).

PRODUCTION FROM LINEBACKER U

- Starting linebackers **Micah Parsons** (27), **Cam Brown** (24) and **Jan Johnson** (23) lead the Nittany Lions in tackles.
- Johnson grabbed his second career interception on the first drive of the Maryland game (his other interception was also on a Friday night when he had a pick at Illinois last season) and recorded his first full sack and first career forced fumble against Pitt. The effort against Pitt also included six tackles and earned him a place on the Pro Football Focus National Team of the Week. **See Season Honors on Page 12**
- Parsons, who led Penn State with 83 tackles as a true freshman last season, has 110 tackles for his career.
- Brown was key in Penn State's win over Pitt, forcing a pair of throw-aways with his pressure on the quarterback as the Panthers ultimately came up empty despite first-and-goal at the 1 in the fourth quarter.

REID ALL ABOUT IT

- CB **John Reid** is tied for 12th all-time at Penn State with 33 passes defended (26 pbu, 7 int).
- Reid tallied an interception in each of the first two games this season.
- Reid's interception return for a touchdown against Buffalo was the first interception returned for a TD since Amani Oruwariye returned an interception 30 yards for a score against Kent State in 2016.
- It was Reid's first career touchdown and his seventh career interception.
- In the opener against Idaho, Reid had an interception and tallied the first full sack of his career, as he forced an intentional grounding penalty in the opening stanza. **See Records Watch on Pages 23-25**

COACHING STAFF POTW

The Penn State coaching staff chooses players of the week in all three phases. Here are there selections:

AUG. 31 - IDAHO

- Defensive: Yetur Gross-Matos & John Reid (G); Justin Neff & Evan Presta (D)
- Offensive: KJ Hamler & Mike Miranda (G); Justin Weller & Blake Zalar (D)
- Special Teams: Jordan Stout & Jonathan Sutherland (G); Nick Eury (D)

SEPT. 7 - BUFFALO

- Defensive: Cam Brown & John Reid (G); Smith Vilbert & Drew Hartlaub (D)
- Offensive: Jahan Dotson & Pat Freiermuth (G); CJ Holmes & Blake Zalar (D)
- Special Teams: Isaac Lutz (G); Ben Wilson (D)

SEPT. 14 - PITTSBURGH

- Defensive: Micah Parsons & Shaka Toney (G); Max Chizmar & Justin Neff (D)
- Offensive: Journey Brown & Will Fries (G); Ta'Quan Roberson & Sal Wormley (D)
- Special Teams: Jordan Stout & Jonathan Sutherland (G); Justin Neff (D)

SEPT. 27 - MARYLAND

- Defensive: Ellis Brooks & CB Tariq Castro-Fields (G); Hakeem Beamon & Justin Neff (D)
- Offensive: Sean Clifford & Michal Menet (G); John Dunmore & Justin Kopko (D)
- Special Teams: John Reid (G); Robbie Dwyer (D)

G-Game D-Development Squad

SPECIAL TEAMS NOTES

PINEGAR CLIMBING KICKING CHARTS

- K **Jake Pinegar** has converted 20 career field goals to rank 15th all-time at Penn State. Next on the list is Ray Tarasi (1986-89) with 27 career field goals.
- Pinegar has 84 career extra points to rank 11th in program history.
- Pinegar has hit 41-straight extra point attempts. **See Records Watch on Pages 23-25**

STOUT LEG

- Junior transfer K **Jordan Stout** has 34 touchbacks to rank second tied for second in FBS, and they have come on 36 kickoffs to rank seventh in FBS with a 85.0 kickoff percentage.
- Stout had a streak of 26-straight touchbacks stopped at Maryland. It was the first kickoff return allowed by Penn State this season.
- Stout's 57-yard field goal against Pitt broke the Penn State school record. The previous record was held by Chris Bahr, who booted three 55-yard field goals in 1975 at Temple, at Ohio State and at Syracuse.
- Stout's 57-yard field goal tied the Beaver Stadium record for longest field goal, equaling the mark established by Gary Homer of Ohio in 1973.
- Stout's 57-yard field goal is tied for the 12th-longest in Big Ten history, and it is the longest by a Big Ten kicker since Marshall Koehn of Iowa had a 57-yard boot vs. Pittsburgh in 2015.
- Stout's 57-yard field goal is tied for the longest field goal in FBS this season.
- Stout is the first Penn State kicker to have multiple 50-yard field goals in a season since Kevin Kelly had two in 2008. Kelly's two kicks were 52 yards at Syracuse and 50 at Wisconsin.
- Stout had 12 touchbacks on 13 kickoffs vs. Idaho, which is the most at Penn State since the kickoff spot moved to the 35-yard line in 2011.
- Idaho was unable to return any of Stout's 13 kickoffs, as the lone kick to not go for a touchback was fair caught at the 2-yard line.
- Stout's 53-yard field goal against Idaho is tied for seventh-longest in Penn State history with Kevin Kelly (vs. Iowa, 2007) and Massimo Manca (vs. Notre Dame, 1985).
- Stout's 53-yard field goal at the time was the longest since Sam Ficken had a 54-yard field goal vs. Kent State in 2013 and the first 50-plus-yard field goal since Ficken converted a 50-yard kick vs. Temple in 2014.

PUNT BLOCKING

- Penn State has blocked three punts this season to tie for the lead in FBS with Ohio State (2 vs. Idaho; 1 vs. Buffalo).
- Journey Brown** earned his first career block against Buffalo.
- Jonathan Sutherland** blocked two punts against Idaho for the first blocked punts of his career.
- The last time Penn State was credited with two blocked punts in the same game was against Louisiana Tech in 2000.
- Penn State was the only team to block two punts in the opening week.

PREMIER PUNTING

- P **Blake Gillikin** ranks second at Penn State with a career average of 43.04 yards per punt.
- Gillikin has landed 78 career punts inside the 20.
- Gillikin has landed 40 career punts inside the 10.
- Gillikin has 46 career punts of 50 or more yards.

PINEGAR MATCHES EXTRA POINT RECORD

- K **Jake Pinegar** connected on all 10 extra point attempts against Idaho, which tied the Penn State record for extra points made and extra point attempts in a game. He equaled the mark set by Charles Atherton vs. Gettysburg in 1894 and Travis Forney vs. Akron in 1999.
- He also tied the program record for extra point percentage (min. 10 attempts) with Atherton and Forney. **See Records Watch on Pages 23-25**

COMMUNITY SERVICE

LIFT FOR LIFE A SUCCESS



- The 17th Annual Penn State Uplifting Athletes "Lift for Life" was another tremendous success. The fundraising total for the 2019 event was \$51,352, which will benefit Uplifting Athletes and its commitment to life skills development, patient focused programs and rare disease research.
- The 2018-19 fundraising total for the Penn State chapter currently sits at \$56,018, while the 17-year total is now nearly \$1.45 million.
- Fans can support Uplifting Athletes throughout the year by visiting upliftingathletes.org/donate or by sending a donation to Uplifting Athletes, 8 Atkinson Drive, PO Box 574, Doylestown, PA 18901. Please make checks payable to Uplifting Athletes and write Penn State Chapter in the memo section.
- The Penn State Lift for Life featured more than 100 members of the Nittany Lion football team and was held at Holuba Hall, with approximately 1,000 fans in attendance. The exhibition featured rotations of one-on-one battles in the tire flip, sled pull, bench press and farmer's hold, followed by tug of war competitions.
- The event included a kids clinic for the sixth year in a row, which was run by the Nittany Lion true freshmen and concluded with a team autograph session.
- Founded by Penn State Football teammates Scott Shirley, Dave Costlow and Damone Jones in 2003, Lift for Life has benefitted cancer research and the rare disease community.
- The 2019 Uplifting Athletes officers are: quarterback **Sean Clifford**, president; long snapper **Chris Stoll**, vice president; defensive tackle **Evan Presta**, treasurer; offensive lineman **Mike Miranda**, director of operations; safety **Justin Neff**, director of player logistics; long snapper **Joe Calcagno**, secretary.

LIONS BRING SMILES TO HERSHEY



- For the sixth consecutive year, Penn State football again took an afternoon off from summer workouts and boarded buses headed to the Penn State Hershey Children's Hospital. A special visit that has now become an annual event, it's a day nearly every Nittany Lion looks forward to in the offseason.
- Upon stepping off the buses, the Penn State energy is palpable as the team is greeted by smiling hospital staffers before splitting into small groups. While some groups spread out to visit individual families in their rooms, members of the team also passed through a high-five tunnel into the Tree House Cafe.
- Surrounding families and patients with smiles, the Nittany Lions spent the afternoon simply spending time and having fun.

16 2019 PENN STATE FOOTBALL

FUTURE SCHEDULES

2020 Schedule

Sept. 5 NEVADA
 Sept. 12 at Virginia Tech
 Sept. 19 SAN JOSE STATE
 Sept. 26 NORTHWESTERN*
 Oct. 3 at Michigan*
 Oct. 10 Open
 Oct. 17 IOWA*
 Oct. 24 OHIO STATE*
 Oct. 31 at Indiana*
 Nov. 7 at Nebraska*
 Nov. 14 MICHIGAN STATE*
 Nov. 21 MARYLAND*
 Nov. 28 at Rutgers*
 Dec. 5 BIG Championship*

2021 Schedule

Sept. 4 at Wisconsin*
 Sept. 11 BALL STATE
 Sept. 18 AUBURN
 Sept. 25 VILLANOVA
 Oct. 2 Open
 Oct. 9 at Iowa*
 Oct. 16 ILLINOIS*
 Oct. 23 at Michigan State*
 Oct. 30 INDIANA*
 Nov. 6 at Maryland*
 Nov. 13 MICHIGAN*
 Nov. 20 at Ohio State*
 Nov. 27 RUTGERS*
 Dec. 4 BIG Championship*

2022 Schedule

Sept. 3 at Purdue*
 Sept. 10 Ohio
 Sept. 17 at Auburn
 Sept. 24 CENTRAL MICHIGAN
 Oct. 1 OHIO STATE*
 Oct. 8 at Michigan*
 Oct. 15 ILLINOIS*
 Oct. 22 Open
 Oct. 29 MICHIGAN STATE*
 Nov. 5 at Indiana*
 Nov. 12 MARYLAND*
 Nov. 19 MINNESOTA*
 Nov. 26 at Rutgers*
 Dec. 3 BIG Championship*

2023 Schedule

Sept. 2 West Virginia
 Sept. 9 DELAWARE
 Sept. 16 at Illinois*
 Sept. 23 at Northwestern*
 Sept. 30 Open
 Oct. 7 at Indiana*
 Oct. 14 at Michigan State*
 Oct. 21 at Ohio State*
 Oct. 28 IOWA*
 Nov. 4 MICHIGAN*
 Nov. 11 UMass
 Nov. 18 RUTGERS*
 Nov. 25 at Maryland*
 Dec. 2 BIG Championship*

2024 Schedule

Aug. 31 at West Virginia
 Sept. 7 BOWLING GREEN
 Sept. 14 at Rutgers*
 Sept. 21 Open
 Sept. 28 Open
 Oct. 5 MARYLAND*
 Oct. 12 ILLINOIS*
 Oct. 19 at Wisconsin*
 Oct. 26 NEBRASKA*
 Nov. 2 Open
 Nov. 9 OHIO STATE*
 Nov. 16 at Michigan*
 Nov. 23 at Indiana*
 Nov. 30 MICHIGAN STATE*
 Dec. 7 BIG Championship*
One non-conference game to be scheduled

2025 Schedule

Sept. 6 Virginia Tech
 Sept. 13 Open
 Sept. 20 Rutgers*
 Sept. 27 at Illinois*
 Oct. 4 Purdue*
 Oct. 11 Open
 Oct. 18 at Maryland*
 Oct. 25 at Minnesota*
 Nov. 1 Indiana*
 Nov. 8 Open
 Nov. 15 at Ohio State*
 Nov. 22 Michigan*
 Nov. 29 at Michigan State*
 Dec. 6 BIG Championship*
Two non-conference games to be scheduled

2020 Blue-White Game

April 18, 2020

Future Non-Conference Games

Sept. 12, 2026 Temple
 Sept. 11, 2027 DELAWARE
 Sept. 18, 2027 TEMPLE

* Big Ten Game

* Lucas Oil Stadium;

* Indianapolis

* TBA

Schedule subject to change

SEASON NOTES

SUCCESS ON HOMECOMING

- The Nittany Lions own a 72-23-5 record in 100 games in front of the alumni crowd since their 14-7 victory over Dartmouth in the first Homecoming game on Oct. 9, 1920.
- Penn State defeated Purdue, 35-7, in the 2019 edition.
- Penn State has won seven out of its last nine Homecoming tilts, defeating Purdue (2019), Rutgers (2017), Maryland (2016), Indiana (2015), Michigan (2013), Northwestern (2012) and Purdue (2011).
- The Nittany Lions have claimed 12 of their last 15 contests in front of the alumni crowd.

COMING OFF A BYE

- Penn State was successful coming off its first bye week of the season (Sept. 21), earning a 59-0 win at Maryland.
- Penn State has another bye week Nov. 2.
- The last time Penn State had two bye weeks in a season was during the 2013 and 2014 seasons. The Nittany Lions went 0-4 following those bye weeks, coming up short against Indiana (Oct. 5) and Ohio State (Oct. 26) in 2013 and Michigan (Oct. 11) and Ohio State (Oct. 25) in 2014.
- Penn State has a 18-15 record after a bye week since starting Big Ten competition in 1993.

NON-CONFERENCE SUCCESS

- Penn State has won 10 consecutive games over non-conference opponents during the regular season, dating back to a win over Temple in 2016.
- The Nittany Lions have won 16-straight non-conference regular-season home games, dating back to a win over Kent State on Sept. 21, 2013.
- Under **James Franklin** (since 2014), Penn State is 18-2 against non-conference opposition during the regular season and 20-5 when including bowl games.

TAKING ON THE NEIGHBORS

- For the sixth consecutive year, Penn State is playing at least four FBS teams that are within a 250-mile drive (based on Google Maps from stadium to stadium).
- The Nittany Lions have won their last 14 consecutive against their neighbors.
- Since joining the Big Ten in 1993, Penn State is 53-4 against FBS teams within 250 miles.
- All-time, Penn State is 299-111-17 against its current FBS regional foes.

Distance	Team	Last Played	Result
139 Miles	Pittsburgh	Sept. 14, 2019	W, 17-10
181 Miles	West Virginia	Oct. 24, 1992	W, 40-26
198 Miles	Temple	Sept. 17, 2016	W, 34-27
198 Miles	Navy	Sept. 15, 2012	W, 34-7
199 Miles	Maryland	Sept. 27, 2019	W, 59-0
204 Miles	Buffalo	Sept. 7, 2019	W, 45-13
205 Miles	Kent State	Sept. 15, 2018	W, 63-10
215 Miles	Akron	Sept. 2, 2017	W, 52-0
224 Miles	Rutgers	Nov. 17, 2018	W, 20-7
230 Miles	Syracuse	Aug. 31, 2013	W, 23-17
250 Miles	Army	Oct. 3, 2015	W, 20-14

Bold indicates 2019 opponent

IMPROVING ON THE GROUND

- Penn State, Wake Forest and Miami (Fla.) are the only three FBS schools to improve their national rushing offense ranking in each of the last five seasons. (*Wake Forest Athletic Communications*)
- | | Penn State | Wake | Miami |
|-------------|------------|------|-------|
| 2014 | 117 | 124 | 119 |
| 2015 | 105 | 122 | 109 |
| 2016 | 66 | 101 | 107 |
| 2017 | 59 | 37 | 88 |
| 2018 | 29 | 26 | 76 |
- Penn State's 2,664 rushing yards in 2018 were its most since rushing for 2,676 in 2008.

YOUTH AT THE HELM

- With QB **Sean Clifford** as the lone Nittany Lion QB on the roster to attempt a pass in a game entering the season, Penn State entered 2019 with the second-fewest returning passing attempts and completions in FBS:

Fewest Passing Attempts/Completions On Roster

School	Att.	Comp.	TD
Auburn	2	1	0
Penn State	7	5	2
NC State	7	8	0
Boise State	10	7	1
Fresno State	12	8	1
Georgia Tech	17	8	2
Middle Tennessee	21	9	0

COMING AND GOING

- Penn State returns 37 lettermen from last year's Top 25 squad - 13 on offense, 21 on defense and three on special teams.
- The Nittany Lions lost the services of 31 lettermen - 15 on offense, 15 on defense and one specialist.
- The Nittany Lions return 14 starters - five on offense, six on defense and three on special teams.
- Eleven additional Penn Staters have starting experience - five on offense, five on defense and one specialist.

2019 TEAM CAPTAINS NAMED

- Head coach **James Franklin** announced seniors **Cam Brown**, **Blake Gillikin**, **Jan Johnson** and **Garrett Taylor**, junior **Michal Menet** and sophomores **Sean Clifford**, **Pat Freiermuth** and **Jonathan Sutherland** have been voted as team captains for the 2019 season by their teammates.
- Gillikin is a team captain for a second-straight season.

NUMBER AND POSITION CHANGES

- Eight Nittany Lions are wearing new numbers in 2019: **Judge Culpepper** (77), **PJ Mustipher** (97), **Journey Brown** (4), **Daniel George** (11), **C.J. Holmes** (48), **Grayson Kline** (17), **Will Levis** (7) and **Ricky Slade** (3). In addition, **Donovan Johnson** returns to No. 3 this season after wearing No. 2 in 2018.
- Sophomore **C.J. Thorpe** returns to the offensive line after spending much of the 2018 season on the defensive line.
- In addition, **Grayson Kline** moved from quarterback to tight end/h-back and **C.J. Holmes** switched sides of the ball, moving from running back to safety.

PENN STATE DEBUTS UNRIVALED PODCAST & POSTGAME SHOW

- Penn State continues to give fans exclusive access with the introduction of a weekly podcast and a postgame show.
- Penn State's Mitch Gerber is hosting "Unrivalled: The official podcast of Penn State Football," which is a medium dedicated to providing fans with exclusive interviews focused on stories outside of football and an all-access look into one of the nation's premier college programs.
- New episodes will be available weekly on GoPSUsports.com, Apple Podcasts, Spotify, Google Podcasts, Stitcher, Pocket Casts and TuneIn with others to come.
- Former Penn State and NFL quarterback Matt McGloin will join Gerber as a co-host on "Unrivalled: The Official Postgame Show of Penn State Football," which will be available following home games on Facebook Live and LionVision on GoPSUsports.com.
- Gerber and McGloin will speak with head coach James Franklin and select players to breakdown the game.

FAMILY AFFAIR

- Penn Staters know that it is very common for generations of families to all attend Penn State. For a fortunate few, immediate family members are also able to follow in a brother, father or grandfather's footsteps on the Penn State football team.
- Three sons of Penn State lettermen are on the 2019 team.

Father (Letters)	Son (Class)
Brian Chizmar (1986-89)	Max Chizmar (So.)
Bruce Ellis (1973-76)	Keaton Ellis (Fr.)
Chris Thorpe (1988)	C.J. Thorpe (So.)
- Four pairs of brothers are currently represented.

Older (Letters/Class)	Younger (Class)
Billy Fessler (2017)	Henry Fessler (R-Fr.)
Kyle Vasey (2018)	Dan Vasey (So.)
Adam DeBoef (2017)	Collin DeBoef (R-Fr.)
Christian Kuntz (2012)	Zack Kuntz (R-Fr.)
- QB **Michael Shuster** is the grandson of Dick Hoak (1958-60), who was a running back at Penn State.

EIGHT BOWL TEAMS HIGHLIGHT SCHEDULE

- The Nittany Lions are facing eight teams that participated in a bowl game during the 2018 campaign.
- Three of Penn State's 2019 opponents won their respective conference divisions last season:
- Buffalo won the MAC East Division title and lost to Troy in the Dollar General Bowl (42-32).
- Pittsburgh won the ACC Coastal Division crown and lost to Stanford in the Hyundai Sun Bowl (14-13).
- Ohio State won the Big Ten East Division and went on to defeat Northwestern in the Big Ten Championship Game (45-24). The Buckeyes defeated No. 9 Washington in the Rose Bowl (28-23).
- Iowa defeated No. 18 Mississippi State in the Outback Bowl (27-22), while Minnesota defeated Georgia Tech in the Quick Lane Bowl (34-10).
- Michigan lost to No. 10 Florida in the Chick-fil-A Peach Bowl (41-15), Michigan State lost to Oregon in the Redbox Bowl (7-6) and Purdue lost the Franklin American Mortgage Music City Bowl to Auburn (63-14).

OVERTIME OVER TIME

- College football introduced overtime during the bowl season in 1995 and adopted it for regular season games in 1996. Since then, Penn State has played 13 overtime games, including six over the 2012-14 seasons.
- Nine of the 13 overtime tilts have come at home, two in true road games, one in the 2006 Orange Bowl and one in the 2014 Pinstripe Bowl.
- Penn State is 8-5 all-time in overtime games, with a 5-4 record at Beaver Stadium, 1-1 mark in true road games and 2-0 ledger at a neutral site.
- Penn State has won three-straight overtime games under James Franklin. It's the longest streak of overtime wins since winning five-straight from 2006 to 2013.
- Penn State went into overtime in a season opener for the first time, opening the 2018 season with a 45-38 OT-win over Appalachian State. It was the seventh overtime game at Beaver Stadium since the start of the 2012 season. Penn State is 5-2 in those games.
- Penn State's first two overtime contests came vs. Iowa in 2000 and 2002 at home. The Nittany Lions dropped their first three contests that went to the extra period, but won five straight overtime contests before falling to Nebraska on Nov. 23, 2013.
- Penn State's all-time overtime games:

Date	Opponent	Score
11/4/00	IOWA (2OT)	L, 23-26
9/28/02	IOWA	L, 35-42
10/12/02	at Michigan	L, 24-27
1/3/06	vs. Florida State (3OT) ¹	W, 26-23
10/7/06	at Minnesota	W, 28-27
11/24/12	WISCONSIN	W, 24-21
10/12/13	MICHIGAN (4OT)	W, 43-40
11/2/13	ILLINOIS	W, 24-17
11/23/13	NEBRASKA	L, 20-23
10/25/14	OHIO STATE (2OT)	L, 24-31
12/27/14	vs. Boston College ²	W, 31-30
10/2/16	MINNESOTA	W, 29-26
9/1/18	APPALACHIAN STATE	W, 45-38

¹ - Orange Bowl, ² - Pinstripe Bowl

THREE ON COLLEGE HOF BALLOT

- First-team All-Americans Jeff Hartings and Steve Wisniewski have been selected as a part of the national ballot for the National Football Foundation's College Hall of Fame's Class of 2020.
- A total of 76 players and five coaches from FBS are on the 2020 ballot.
- To be eligible for the Hall of Fame ballot, players must have been named a first-team All-America by a major/national selector as recognized and utilized by the NCAA for their consensus All-America teams; played their last year of intercollegiate football at least 10 years prior to nomination; played within the last 50 years and cannot be currently playing professional football. Once nominated for consideration, all player candidates are submitted to one of eight District Screening Committees, which conducts a vote to determine who will appear on the ballot and represent their respective districts.
- The pair of standouts were instrumental in helping Penn State post undefeated and championship seasons have an opportunity to join 19 former Nittany Lion players and five Penn State coaches who have been inducted into the Hall.
- Also on the Hall of Fame ballot is former Nittany Lion student-athlete Glenn Killinger, who is among the candidates for the divisional coach Class of 2019. Killinger was inducted into the Hall of Fame as a player in 1966.
- The announcement of the 2020 Class will be made in January 2020 in the days leading up to the College Football Playoff (CFP) National Championship in New Orleans.
- Hartings excelled on the field and in the classroom for the Nittany Lions, claiming first-team CoSIDA Academic All-America honors and six first-team All-America accolades during his career. In 1995, he was an NFF Hall of Fame Scholar-Athlete team honoree and Rotary Lombardi Trophy semifinalist. The native of St. Henry, Ohio was the keystone of the offensive line that helped the 1994 offense break 14 school season records and seven Big Ten season marks.
- Hartings was a three-time All-Big Ten first team selection and a three-time Academic All-Big Ten choice in his career. He earned first-team All-America honors from the Associated Press and Walter Camp in 1994 and followed that up by collecting first-team All-America honors from UPI, AFCA, Sporting News and Walter Camp.
- Hartings was selected with the 23rd overall pick of the 1996 NFL Draft by the Detroit Lions. He played 11 seasons in the NFL with the Lions and Pittsburgh Steelers. He was a three-time All-Pro selection, two-time Pro Bowl pick and member of the 1996 NFL All-Rookie Team.
- Wisniewski was a three-year starter at guard for the Nittany Lions who would go on to become an All-Pro lineman in the NFL. He was one of two sophomores to start on the 1986 National Championship team and he opened holes for two first-team All-America running backs, Blair Thomas (1987) and D.J. Dozier (1986). One of just four Penn State offensive linemen to earn a pair of first-team All-America honors, he was recognized in 1988 by the American Football Coaches (AFCA) and repeated All-America accolades from Sporting News. A 1988 team captain, Wisniewski is one of just two offensive linemen to earn Penn State's team MVP honor since its creation in 1978.
- From Westfield High School in Houston, Wisniewski was the first pick in the second round of the 1989 NFL Draft by the Dallas Cowboys, who immediately traded his rights to the Los Angeles Raiders. Wisniewski was a mainstay for the Raiders from 1989-2001, starting the final 175 games of his career. He was selected to the Pro Bowl eight times, with six first-team All-Pro selections. He was elected a Raiders team captain seven times, was named to the NFL's All-Decade Team for the 1990's and to Oakland's 50-Year All-Raider Team. Wisniewski missed only two of a possible 208 career games.
- From Harrisburg, Killinger was a Walter Camp All-American at quarterback for the Nittany Lions in 1921. He coached at Dickinson (1922), Rensselaer (1927-32), Moravian (1933) and West Chester (1934-41, 45-59). Killinger is the winningest coach in West Chester history and is a member of the Pennsylvania Sports Hall of Fame. He died in 1988.

PRESEASON HONORS

CAM BROWN, LINEBACKER

Butkus Award Preseason Watch List (Top LB)
Phil Steele's All-Big Ten 3rd team

JAMES FRANKLIN, HEAD COACH

Bobby Dodd Trophy Watch List (Top Coach)

PAT FREIERMUTH, TIGHT END

Mackey Award Watch List (Top TE)
Athlon All-Big Ten 1st team
Phil Steele's All-Big Ten 2nd team

WILL FRIES, OFFENSIVE LINE

Lindy's All-Big Ten 3rd team

BLAKE GILLIKIN, PUNTER

Allstate AFCA Good Works Team Nominee
Ray Guy Award Watch List (Top P)

STEVEN GONZALEZ, OFFENSIVE LINE

Athlon All-Big Ten 3rd team
Phil Steele's All-Big Ten 2nd team

YETUR GROSS-MATOS, DEFENSIVE END

Watch Lists

Nagurski Trophy (Defensive Player of the Year)
Bednarik Award (Defensive Player of the Year)
Lott IMPACT Trophy (Defensive Player of the Year on/off field)
Hendricks Award (Top DE)

Preseason All-America

Athlon All-America 2nd team
Phil Steele's All-America 4th team

Preseason All-Conference

Athlon All-Big Ten 1st team
Lindy's All-Big Ten 2nd team
Phil Steele's All-Big Ten 1st team

KJ HAMLER, WIDE RECEIVER

Watch Lists

Maxwell Award (National Player of the Year)
Biletnikoff Award (Top WR)
Paul Hornung Award (Most Versatile)

Preseason All-Conference

Athlon All-Big Ten 2nd team (KR)
Athlon All-Big Ten 2nd team (WR)
Lindy's All-Big Ten 3rd team (AP)
Phil Steele's All-Big Ten 3rd team (WR)

MICHAEL MENET, OFFENSIVE LINE

Rimington Watch List (Top C)
Athlon All-Big Ten 3rd team
Phil Steele's All-Big Ten 4th team

MICAH PARSONS, LINEBACKER

Watch Lists

Nagurski Trophy (Defensive Player of the Year)
Butkus Award Preseason Watch List (Top LB)
Preseason All-America

Lindy's All-America 1st team
Phil Steele's All-America 4th team

Preseason All-Conference

Athlon All-Big Ten 2nd team
Lindy's All-Big Ten 1st team
Phil Steele's All-Big Ten 1st team

JOHN REID, CORNERBACK

Athlon All-Big Ten 3rd team
Lindy's All-Big Ten 2nd team
Phil Steele's All-Big Ten 3rd team

RICKY SLADE, RUNNING BACK

Phil Steele's All-Big Ten 3rd team

ROBERT WINDSOR, DEFENSIVE TACKLE

Watch Lists

Nagurski Trophy (Defensive Player of the Year)
Outland Trophy (Top Interior Lineman)

Preseason All-Conference

Athlon All-Big Ten 2nd team
Phil Steele's All-Big Ten 2nd team

18 2019 PENN STATE FOOTBALL

DEPTH CHART

OFFENSE

Wide Receiver

6	Shorter, Justin	So./Fr., 6-4, 235 OR
11	George, Daniel	So./Fr., 6-2, 220
81	Sullivan-Brown, Cam	Jr./So., 6-0, 194

Tight End

87	Freiermuth, Pat	So./So., 6-5, 256
83	Bowers, Nick	Gr./Sr., 6-4, 260
82	Kuntz, Zack	So./Fr., 6-7, 243
86	Strange, Brenton	Fr./Fr., 6-3, 233

Left Tackle

53	Walker, Rasheed	So./Fr., 6-6, 324
75	Holmes, Des	Jr./So., 6-5, 315
72	Effner, Bryce	So./Fr., 6-5, 297

Left Guard

74	Gonzalez, Steven	Gr./Sr., 6-4, 341
73	Miranda, Mike	Jr./So., 6-3, 295
72	Effner, Bryce	So./Fr., 6-5, 297

Center

62	Menet, Michal	Sr./Jr., 6-4, 313
73	Miranda, Mike	Jr./So., 6-3, 295
68	Kelly, Hunter	Sr./Jr., 6-2, 309

Right Guard

73	Miranda, Mike	Jr./So., 6-3, 295 OR
69	Thorpe, C.J.	Jr./So., 6-3, 322
55	Whigan, Anthony	Jr./Jr., 6-4, 301

Right Tackle

71	Fries, Will	Sr./Jr., 6-6, 313
75	Holmes, Des	Jr./So., 6-5, 315
79	Wallace, Caedan	Fr./Fr., 6-5, 333

Wide Receiver

1	Hamler, KJ	Jr./So., 5-9, 176
12	Hippenhammer, Mac	Jr./So., 5-11, 182
23	Carr, Weston	Gr./Sr., 6-2, 202

Wide Receiver

5	Dotson, Jahan	So./So., 5-11, 175
88	Chisena, Dan	5th/Sr., 6-3, 202
85	Lutz, Isaac	Sr./Jr., 5-11, 193

Quarterback

14	Clifford, Sean	Jr./So., 6-2, 216
7	Levis, Will	So./Fr., 6-3, 229
9	Roberson, Ta'Quan	Fr./Fr., 5-11, 192 OR
13	Johnson Jr., Michael	Fr./Fr., 6-2, 199

Running Back

4	Brown, Journey	Jr./So., 5-11, 206 OR
3	Slade, Ricky	So./So., 5-9, 198 OR
21	Cain, Noah	Fr./Fr., 5-10, 206 OR
28	Ford, Devyn	Fr./Fr., 5-11, 194

DEFENSE

Defensive End

18	Toney, Shaka	Sr./Jr., 6-3, 243
28	Oweh, Jayson	So./Fr., 6-5, 255
20	Isaac, Adisa	Fr./Fr., 6-4, 241

Defensive Tackle

54	Windsor, Robert	Gr./Sr., 6-4, 285
53	Hansard, Fred	Jr./So., 6-3, 316
90	Barber, Damion	Jr./So., 6-3, 290

Defensive Tackle

55	Shelton, Antonio	Sr./Jr., 6-2, 311
97	Mustipher, PJ	So./So., 6-4, 311
77	Culpepper, Judge	So./Fr., 6-4, 284

Defensive End

99	Gross-Matos, Yetur	Jr./Jr., 6-5, 264
34	Simmons, Shane	Sr./Jr., 6-3, 259
49	Joseph, Daniel	Sr./Jr., 6-3, 260

Outside Linebacker

11	Parsons, Micah	So./So., 6-3, 245
40	Luketa, Jesse	So./So., 6-3, 247
10	Dixon, Lance	Fr./Fr., 6-2, 213

Middle Linebacker

36	Johnson, Jan	Gr./Sr., 6-2, 231
13	Brooks, Ellis	Jr./So., 6-1, 234
40	Luketa, Jesse	So./So., 6-3, 247

Outside Linebacker

6	Brown, Cam	Sr./Sr., 6-5, 233
12	Smith, Brandon	Fr./Fr., 6-3, 240 OR
45	Katshir, Charlie	So./Fr., 6-3, 229

Cornerback

5	Castro-Fields, Tariq	Jr./Jr., 6-0, 197
2	Ellis, Keaton	Fr./Fr., 5-11, 190
3	Johnson, Donovan	Jr./So., 5-9, 185

Safety

17	Taylor, Garrett	Gr./Sr., 6-0, 198
26	Sutherland, Jonathan	Jr./So., 5-11, 201
48	Holmes, C.J.	Jr./So., 6-0, 216

Safety

38	Wade, Lamont	Jr./Jr., 5-9, 199
7	Brisker, Jaquan	Jr./Jr., 6-1, 210
37	Hartlaub, Drew	Jr./So., 5-11, 183

Cornerback

29	Reid, John	5th/Sr., 5-10, 181
19	Gordon, Trent	So./Fr., 5-11, 188
9	Porter Jr., Joey	Fr./Fr., 6-2, 180

SPECIAL TEAMS

Punter

93	Gillikin, Blake	Sr./Sr., 6-2, 196
98	Stout, Jordan	Jr./So., 6-3, 205
98	King, Bradley	So./So., 6-2, 199

Kicker Field Goal

92	Pinegar, Jake	So./So., 6-2, 195
98	Stout, Jordan	Jr./So., 6-3, 205
90	Checa, Rafael	So./So., 6-2, 201

Kicker Kickoff

98	Stout, Jordan	Jr./So., 6-3, 205
92	Pinegar, Jake	So./So., 6-2, 195
90	Checa, Rafael	So./So., 6-2, 201

Holder

93	Gillikin, Blake	Sr./Sr., 6-2, 196
15	Shuster, Michael	Jr./So., 6-2, 210
98	King, Bradley	So./So., 6-2, 199

Long Snapper

91	Stoll, Chris	Jr./So., 6-2, 245
94	Calcagno, Joe	Jr./So., 6-0, 279
42	Sullivan, Austin	Fr./Fr., 6-2, 237

Kickoff Returners

1	Hamler, KJ	Jr./So., 5-9, 176
4	Brown, Journey	Jr./So., 5-11, 206
3	Slade, Ricky	So./So., 5-9, 198

Punt Returners

1	Hamler, KJ	Jr./So., 5-9, 176
5	Dotson, Jahan	So./So., 5-11, 175
29	Reid, John	5th/Sr., 5-10, 181

PRONUNCIATIONS

Nana Asiedu	Nah-Nah AH-suh-do
Joe Calcagno	Joe CAL-kag-no
Tariq Castro-Fields	TUH-reek Castro-Fields
Dan Chisena	Dan chiss-n-uh
Joseph Darkwa	Joseph Dark-wha
Jahan Dotson	JUH-han DOT-son
Dvon Ellies	Duh-von L-ees
Devyn Ford	Dev-in Ford
Pat Freiermuth	Pat fryer-mewth
Will Fries	Will FRY-z
Yetur Gross-Matos	YEE-tore Gross-Mah-tose
Fred Hansard	Hann-SARD
Daequan Hardy	DAY-kwan hardy
Drew Hartlaub	Drew heart-lob
Aeneas Hawkins	ah-knee-iss HAWK-ins
Adisa Isaac	Uh-dee-suh Isaac
Charlie Katshir	Charlie catch-sure
Zack Kuntz	Zack KOON-ts
Will Levis	Will lev-iss
Jesse Luketa	Jesse LUKE-ket-uh
Michael Menet	Michael men-NET
Jayson Oweh	Jason Oh-way
Jake Pinegar	Jake pin-ah-grrr
Ta'Quan Roberson	TAY-kwan Roberson
Dan Vasey	Dan VAY-see
Caedan Wallace	KAY-den Wallace
Anthony Whigan	Anthony wig-en

Coaches

Ricky Rahne	Ricky Ronnie
Ja'Juan Seider	JAY-juan cider
Gerard Parker	JAIR-ed

ASSISTANT COACHES



Brent Pry
Defensive Coord./
LBs
Field



Ricky Rahne
Offensive Coord./
QB
Booth



Joe Lorig
Special Teams Coord./
Defensive Asst.
Field



Tim Banks
Co-Def. Coord./
Safeties
Booth



Tyler Bowen
Tight Ends
Booth



Matt Limegrover
Run Game Coord./
OL
Field



Gerard Parker
Wide Receivers
Field



Ja'Juan Seider
Running Backs
Field



Terry M. Smith
Asst. Head Coach/
CBs
Field



Sean Spencer
Assoc. Head Coach/
Run Game Coord./DL
Field

NUMERICAL ROSTER (1-50)

NO.	NAME	POS.	CL./EL.	HT.	WT.	HIGH SCHOOL/COACH	HOMETOWN
1	Hamler, KJ *	WR	Jr./So.	5-9	176	IMG Academy (Fla.)/Kevin Wright	Pontiac, Mich.
2	Ellis, Keaton	CB	Fr./Fr.	5-11	190	State College Area/Matt Lintal	State College, Pa.
3	Johnson, Donovan *	CB	Jr./So.	5-9	185	Cass Tech/Thomas Wilcher	Detroit, Mich.
3	Slade, Ricky *	RB	So./So.	5-9	198	C.D. Hylton/Tony Lilly	Woodbridge, Va.
4	Brown, Journey	RB	Jr./So.	5-11	206	Meadville/Ray Collins	Meadville, Pa.
5	Castro-Fields, Tariq **	CB	Jr./Jr.	6-0	197	Riverdale Baptist School/Caesar Nettles	Upper Marlboro, Md.
5	Dotson, Jahan *	WR	So./So.	5-11	175	Nazareth Area/Tom Falzone	Nazareth, Pa.
6	Brown, Cam ***	LB	Sr./Sr.	6-5	233	The Bullis School/Patrick Cilento	Burtonsville, Md.
6	Shorter, Justin	WR	So./Fr.	6-4	235	South Brunswick/Joe Goerge	Monmouth Junction, N.J.
7	Brisker, Jaquan	S	Jr./Jr.	6-1	210	Lackawanna C.C./Mark Duda	Pittsburgh, Pa.
7	Levis, Will	QB	So./Fr.	6-3	229	Xavier/Andy Guyon	Madison, Conn.
8	Dunmore, John	WR	Fr./Fr.	6-1	179	Chaminade-Madonna College Prep/Dameon Jones	Fort Lauderdale, Fla.
8	Wilson, Marquis	CB	Fr./Fr.	5-11	173	Windsor/Rob Fleeting	Windsor, Conn.
9	Porter Jr., Joey	CB	Fr./Fr.	6-2	180	North Allegheny (Pa.)/Art Walker	Bakersfield, Calif.
9	Roberson, Ta'Quan	QB	Fr./Fr.	5-11	192	DePaul Catholic/John McKenna	Orange, N.J.
10	Dixon, Lance	LB	Fr./Fr.	6-2	213	West Bloomfield/Ron Bellamy	West Bloomfield, Mich.
10	Jones, TJ	WR	Fr./Fr.	6-1	196	Columbia/Brian Allen	Lake City, Fla.
11	George, Daniel	WR	So./Fr.	6-2	220	Oxon Hill/Craig Jefferies	Fort Washington, Md.
11	Parsons, Micah *	LB	So./So.	6-3	245	Harrisburg/Calvin Everett	Harrisburg, Pa.
12	Hippenhammer, Mac *	WR	Jr./So.	5-11	182	R. Nelson Snider/Kurt Tippmann	Fort Wayne, Ind.
12	Smith, Brandon	LB	Fr./Fr.	6-3	240	Louisa County/Will Patrick	Louisa, Va.
13	Brooks, Ellis *	LB	Jr./So.	6-1	234	Benedictine College Prep/Greg Lilly	Mechanicsville, Va.
13	Johnson Jr., Michael	QB	Fr./Fr.	6-2	199	Sheldon/Josh Line	Eugene, Ore.
14	Clifford, Sean	QB	Jr./So.	6-2	216	St. Xavier/Steve Specht	Cincinnati, Ohio
15	Shuster, Michael	QB	Sr./Jr.	6-2	210	Camp Hill/Frank Gay	Camp Hill, Pa.
17	Kline, Grayson	TE/H	So./Fr.	6-5	239	Warwick/Bob Locker	Sinking Spring, Pa.
17	Taylor, Garrett ***	S	Gr./Sr.	6-0	198	St. Christopher's/Lance Clelland	Richmond, Va.
18	Toney, Shaka **	DE	Sr./Jr.	6-3	243	Imhotep Charter/Albie Crosby	Philadelphia, Pa.
19	Gordon, Trent *	CB	So./Fr.	5-11	188	Manvel/Kirk Martin	Spring, Texas
19	Rumery, Isaac	QB	Fr./Fr.	5-11	203	Clearfield Area/Tim Janoko	Woodland, Pa.
20	Isaac, Adisa	DE	Fr./Fr.	6-4	241	Canarsie/Brian Ellis	Brooklyn, N.Y.
21	Cain, Noah	RB	Fr./Fr.	5-10	206	IMG Academy (Fla.)/Kevin Wright	Baton Rouge, La.
21	Rudolph, Tyler	S	Fr./Fr.	6-0	204	St. Thomas More School/Jeff Moore	Waterbury, Conn.
23	Carr, Weston	WR	Gr./Sr.	6-2	202	Azusa Pacific University/Victor Santa Cruz	Benicia, Calif.
24	Brown, DJ	CB	Jr./So.	5-10	183	Creekside/Will Rogers	College Park, Ga.
25	Hardy, Daequan	CB	Fr./Fr.	5-9	170	Penn Hills/Jon LeDonne	Pittsburgh, Pa.
26	Sutherland, Jonathan *	S	Jr./So.	5-11	201	Episcopal (Va.)/Panos Voulgaris	Ottawa, Ont.
27	Hawkins, Aeneas	DT	So./Fr.	6-2	272	Moeller/John Rodenberg	Cincinnati, Ohio
27	Seider, Jaden	S	Fr./Fr.	5-10	175	State College Area/Matt Lintal	Morgantown, W.Va.
28	Ford, Devyn	RB	Fr./Fr.	5-11	194	North Stafford/Joe Mangano	Stafford, Va.
28	Oweh, Jayson	DE	So./Fr.	6-5	255	Blair Academy/Jim Saylor	Howell, N.J.
29	Fessler, Henry	WR	So./Fr.	5-10	172	Cathedral Prep/Mike Mischler	Erie, Pa.
29	Reid, John ***	CB	5th/Sr.	5-10	181	St. Joseph's Prep (Pa.)/Gabe Infante	Mount Laurel, N.J.
30	Tawe, Tawe	S	Fr./Fr.	6-1	198	Hillsborough/Kevin Carty	Hillsborough, N.J.
31	Light, Denver	LB	Fr./Fr.	6-1	212	Tyrone Area/Jason Wilson	Tyrone, Pa.
32	Farronato, Dylan	S	Fr./Fr.	5-11	176	Lewisburg Area/Marc Persing	Lewisburg, Pa.
33	Melzer, Corey	CB	Fr./Fr.	5-9	182	North Allegheny/Art Walker	Wexford, Pa.
34	Simmons, Shane **	DE	Sr./Jr.	6-3	259	DeMatha/Elijah Brooks	Laurel, Md.
35	Neff, Justin	S	Jr./So.	6-1	195	Central Mountain/James Renninger	Mill Hall, Pa.
36	Johnson, Jan *	LB	Gr./Sr.	6-2	231	Governor Mifflin/Dominic Vecchio	Mohnton, Pa.
36	Self, Makai	CB	Fr./Fr.	5-9	167	IMG Academy (Fla.)/Kevin Wright	Upper Marlboro, Md.
37	Hartlaub, Drew *	S	Jr./So.	5-11	183	South Western/Chris Heilman	Hanover, Pa.
38	Wade, Lamont **	S	Jr./Jr.	5-9	199	Clairton/Wayne Wade	Clairton, Pa.
39	Dwyer, Robbie	LB	Fr./Fr.	6-1	235	Wyoming Valley West/Pat Keating	Pringle, Pa.
40	Eury, Nick	RB	Sr./Jr.	5-9	212	Lake-Lehman/Jerry Gilsky	Shavertown, Pa.
40	Luketa, Jesse *	LB	So./So.	6-3	247	Mercyhurst Prep (Pa.)/Jeff Root	Ottawa, Ont.
42	Sullivan, Austin	SN	Fr./Fr.	6-2	237	Minisink Valley/Kevin Gallagher	Port Jervis, N.Y.
43	Baker, Trevor	TE/H	Jr./So.	6-3	227	Lewis S. Mills (Conn.)/Jose Santana	Easton, Pa.
44	Appiah Darkwa, Joseph	DT	Fr./Fr.	6-5	283	Don Bosco Gymnasium/--	North Rhine-Westphalia, Germany
44	Pica, Cameron	WR	Jr./So.	6-2	215	Hickory/Bill Brest	Hermitage, Pa.
45	Katshir, Charlie	LB	So./Fr.	6-3	229	Cumberland Valley/Michael Whitehead	Camp Hill, Pa.
46	Tarburton, Nick	DE	So./Fr.	6-3	263	Pennridge/Jeff Hollenbach	Green Lane, Pa.
47	Friberg, Tommy	TE/H	Fr./Fr.	6-3	202	State College Area/Matt Lintal	State College, Pa.
47	Furmanek, Alex	LB	Fr./Fr.	6-2	239	North East/Shawn Humes	North East, Pa.
48	Holmes, C.J.	S	Jr./So.	6-0	216	Notre Dame/Brian Kelly	Hamden, Conn.
49	Joseph, Daniel *	DE	Sr./Jr.	6-3	260	Lake Forest Academy (Ill.)/Robin Bowkett	Brampton, Ont.
50	Chizmar, Max	LB	Jr./So.	6-2	230	Mars Area/Scott Heinauer	Mars, Pa.
50	Knutsson, Will	OL	So./Fr.	6-2	296	McDonogh School/Dom Damico	Fredericksburg, Va.

20 2019 PENN STATE FOOTBALL

NUMERICAL ROSTER (51-99)

NO.	NAME	POS.	CL./EL.	HT.	WT.	HIGH SCHOOL/COACH	HOMETOWN
51	Beamon, Hakeem	DE	Fr./Fr.	6-3	259	Manchester/Tom Hall	Midlothian, Va.
51	Daddona, Dalton	OL	Fr./Fr.	6-2	281	Bethlehem Catholic/Joe Henrich	Allentown, Pa.
52	Zalar, Blake	OL	Fr./Fr.	6-1	293	Shamokin Area/Henry Hynoski	Coal Township, Pa.
53	Hansard, Fred *	DT	Jr./So.	6-3	316	The Hun School/Todd Smith	Burlington, N.J.
53	Walker, Rasheed	OL	So./Fr.	6-6	324	North Point/Tom Petre	Waldorf, Md.
54	Windsor, Robert ***	DT	Gr./Sr.	6-4	285	Fond Du Lac/Mike Gnewuch	Fond Du Lac, Wis.
55	Shelton, Antonio *	DT	Sr./Jr.	6-2	311	Westerville-North/Rodger Elander	Columbus, Ohio
55	Whigan, Anthony	OL	Jr./Jr.	6-4	301	Lackawanna C.C./Mark Duda	Lexington Park, Md.
58	Presta, Evan	DT	Jr./So.	6-3	288	Cathedral Prep/Mike Mischler	Erie, Pa.
59	Konigus, Kaleb	OL	So./Fr.	6-2	302	Lake-Lehman/Jerry Gilsky	Lehman, Pa.
62	Menet, Michal **	OL	Sr./Jr.	6-4	313	Exeter Township Senior/Matt Bauer	Birdsboro, Pa.
63	De Boef, Collin	OL	So./Fr.	6-5	258	State College Area/Matt Lintal	State College, Pa.
65	Morris, Hudson	OL	Fr./Fr.	6-3	288	Shelton/Mark Malcolm	Dallas, Texas
68	Kelly, Hunter	OL/DL	Sr./Jr.	6-2	309	Neshaminy/Steve Wilmot	Langhorne, Pa.
69	Thorpe, C.J. *	OL	Jr./So.	6-3	322	Central Catholic/Terry Totten	Glenshaw, Pa.
70	Scruggs, Juice	OL	So./Fr.	6-3	285	Cathedral Prep (Pa.)/Michael Mischler	Ashtabula, Ohio
71	Fries, Will **	OL	Sr./Jr.	6-6	313	Cranford/Erik Rosenmeier	Cranford, N.J.
72	Effner, Bryce	OL	So./Fr.	6-5	297	Metea Valley/Ben Kleinhans	Aurora, Ill.
73	Miranda, Mike *	OL	Jr./So.	6-3	295	Stow-Munroe Falls/Mark Nori	Stow, Ohio
74	Gonzalez, Steven ***	OL	Gr./Sr.	6-4	341	Union City/Wil Valdez	Union City, N.J.
75	Holmes, Des	OL	Jr./So.	6-5	315	Cardinal O'Hara/BJ Hogan	Norristown, Pa.
76	Kopko, Justin	OL	Fr./Fr.	6-3	295	Hanover Area/Mike McCree	Hanover Township, Pa.
77	Culpepper, Judge	DT	So./Fr.	6-4	284	H.B. Plant/Robert Weiner	Tampa, Fla.
77	Wormley, Sal	OL	Fr./Fr.	6-3	319	Smyrna (Del.)/Mike Judy	Newark, N.J.
79	Wallace, Caedan	OL	Fr./Fr.	6-5	333	The Hun School/Todd Smith	Robbinsville, N.J.
80	Weller, Justin	WR	Jr./So.	6-0	190	Wilson/Doug Dahms	Sinking Spring, Pa.
81	Sullivan-Brown, Cam *	WR	Jr./So.	6-0	194	Saint Vincent Pallotti/Ian Thomas	Bowie, Md.
82	Kuntz, Zack	TE/H	So./Fr.	6-7	243	Camp Hill/Tim Bigelow	Camp Hill, Pa.
83	Bowers, Nick *	TE/H	Gr./Sr.	6-4	260	Kittanning Senior/Frank Fabian	Kittanning, Pa.
84	Wilson, Benjamin	WR	Sr./Jr.	6-2	204	Uniontown/John Fortugna	Uniontown, Pa.
85	Lutz, Isaac *	WR	Sr./Jr.	5-11	193	Berks Catholic/Rick Keeley	Reading, Pa.
86	Berger, Alec	WR	Jr./So.	5-11	175	McKinney/Jeff Smith	McKinney, Texas
86	Strange, Brenton	TE/H	Fr./Fr.	6-3	233	Parkersburg/Mike Byus	Parkersburg, W.Va.
87	Freiermuth, Pat *	TE/H	So./So.	6-5	256	Brooks School/Patrick Foley	Merrimac, Mass.
88	Chisena, Dan	WR	5th/Sr.	6-3	202	Downingtown-East/Michael Matta	Dowingtown, Pa.
89	Maxwell, Colton	WR	Sr./Jr.	6-0	194	Northampton/Mark Scisly	Northampton, Pa.
90	Barber, Damion	DT	Jr./So.	6-3	290	Harrisburg/Calvin Everett	Harrisburg, Pa.
90	Checa, Rafael *	K	So./So.	6-2	201	St. John's College H.S./Joe Casamento	Chevy Chase, Md.
91	Ellies, Dvon	DT	Fr./Fr.	6-1	304	McDonogh School/Hakeem Sule	Burtonsville, Md.
91	Stoll, Chris	SN	Jr./So.	6-2	245	St. Francis DeSales/Ryan Wiggins	Westerville, Ohio
92	Pinegar, Jake *	K	So./So.	6-2	195	Ankeny Centennial/Jerry Pezzetti	Ankeny, Iowa
92	Vilbert, Smith	DE	Fr./Fr.	6-6	253	St Joseph's Regional (N.J.)/Augie Hoffman	Monsey, N.Y.
93	Gillikin, Blake ***	P/K	Sr./Sr.	6-2	196	The Westminster Schools/Gerry Romberg	Smyrna, Ga.
94	Calcagno, Joe	SN	Jr./So.	6-0	279	Fenwick/Gene Nudo	Elmhurst, Ill.
95	Hilling, Vlad	K	So./Fr.	5-10	226	Hollidaysburg/Homer Delatre	Hollidaysburg, Pa.
96	DaSilva, Anthony	K	Fr./Fr.	5-11	154	Bethlehem Catholic/Joe Henrich	Bethlehem, Pa.
97	Costantini, Sebastian	K/P	Fr./Fr.	5-11	177	Malvern Prep/Dave Gueriera	Collegeville, Pa.
97	Landis, Carson	K/P	Jr./So.	6-2	205	Emmaus/Harold Fairclough	Macungie, Pa.
97	Mustipher, PJ *	DT	So./So.	6-4	311	McDonogh School/Dom Damico	Owings Mills, Md.
98	King, Bradley	P	So./So.	6-2	199	Lackawanna C.C./Mark Duda	Geneva, Ill.
98	Stout, Jordan	K/P	Jr./So.	6-3	205	Virginia Tech/Justin Fuente	Cedar Bluff, Va.
98	Vasey, Dan	DL/SN	Jr./So.	6-4	252	Wallenpaupack/Mark Watson	Lackawaxen, Pa.
99	Gross-Matos, Yetur **	DE	Jr./Jr.	6-5	264	Chancellor/Bob Oliver	Spotsylvania, Va.
99	Tobin, Justin	K	Sr./Jr.	6-2	208	Neshaminy/--	Langhorne, Pa.

* - Letters won

^ - 5th-year senior

ALPHABETICAL ROSTER (A-K)

NO.	NAME	POS.	CL./EL.	HT.	WT.	HIGH SCHOOL/COACH	HOMETOWN
44	Appiah Darkwa, Joseph	DT	Fr./Fr.	6-5	283	Don Bosco Gymnasium/--	North Rhine-Westphalia, Germany
43	Baker, Trevor	TE/H	Jr./So.	6-3	227	Lewis S. Mills (Conn.)/Jose Santana	Easton, Pa.
90	Barber, Damion	DT	Jr./So.	6-3	290	Harrisburg/Calvin Everett	Harrisburg, Pa.
51	Beamon, Hakeem	DE	Fr./Fr.	6-3	259	Manchester/Tom Hall	Midlothian, Va.
86	Berger, Alec	WR	Jr./So.	5-11	175	McKinney/Jeff Smith	McKinney, Texas
83	Bowers, Nick *	TE/H	Gr./Sr.	6-4	260	Kittanning Senior/Frank Fabian	Kittanning, Pa.
7	Brisker, Jaquan	S	Jr./Jr.	6-1	210	Lackawanna C.C./Mark Duda	Pittsburgh, Pa.
13	Brooks, Ellis *	LB	Jr./So.	6-1	234	Benedictine College Prep/Greg Lilly	Mechanicsville, Va.
6	Brown, Cam ***	LB	Sr./Sr.	6-5	233	The Bullis School/Patrick Cilento	Burtionsville, Md.
24	Brown, DJ	CB	Jr./So.	5-10	183	Creekside/Will Rogers	College Park, Ga.
4	Brown, Journey	RB	Jr./So.	5-11	206	Meadville/Ray Collins	Meadville, Pa.
21	Cain, Noah	RB	Fr./Fr.	5-10	206	IMG Academy (Fla.)/Kevin Wright	Baton Rouge, La.
94	Calcagno, Joe	SN	Jr./So.	6-0	279	Fenwick/Gene Nudo	Elmhurst, Ill.
23	Carr, Weston	WR	Gr./Sr.	6-2	202	Azusa Pacific University/Victor Santa Cruz	Benicia, Calif.
5	Castro-Fields, Tariq **	CB	Jr./Jr.	6-0	197	Riverdale Baptist School/Caesar Nettles	Upper Marlboro, Md.
90	Checa, Rafael *	K	So./So.	6-2	201	St. John's College H.S./Joe Casamento	Chevy Chase, Md.
88	Chisena, Dan	WR	5th/Sr.	6-3	202	Downingtown-East/Michael Matta	Dowington, Pa.
50	Chizmar, Max	LB	Jr./So.	6-2	230	Mars Area/Scott Heinauer	Mars, Pa.
14	Clifford, Sean	QB	Jr./So.	6-2	216	St. Xavier/Steve Specht	Cincinnati, Ohio
97	Costantini, Sebastian	K/P	Fr./Fr.	5-11	177	Malvern Prep/Dave Gueriera	Collegeville, Pa.
77	Culpepper, Judge	DT	So./Fr.	6-4	284	H.B. Plant/Robert Weiner	Tampa, Fla.
51	Daddona, Dalton	OL	Fr./Fr.	6-2	281	Bethlehem Catholic/Joe Henrich	Allentown, Pa.
96	DaSilva, Anthony	K	Fr./Fr.	5-11	154	Bethlehem Catholic/Joe Henrich	Bethlehem, Pa.
63	De Boef, Collin	OL	So./Fr.	6-5	258	State College Area/Matt Lintal	State College, Pa.
10	Dixon, Lance	LB	Fr./Fr.	6-2	213	West Bloomfield/Ron Bellamy	West Bloomfield, Mich.
5	Dotson, Jahan *	WR	So./So.	5-11	175	Nazareth Area/Tom Falzone	Nazareth, Pa.
8	Dunmore, John	WR	Fr./Fr.	6-1	179	Chaminade-Madonna College Prep/Dameon Jones	Fort Lauderdale, Fla.
39	Dwyer, Robbie	LB	Fr./Fr.	6-1	235	Wyoming Valley West/Pat Keating	Pringle, Pa.
72	Effner, Bryce	OL	So./Fr.	6-5	297	Metea Valley/Ben Kleinhans	Aurora, Ill.
91	Ellies, Dvon	DT	Fr./Fr.	6-1	304	McDonogh School/Hakeem Sule	Burtionsville, Md.
2	Ellis, Keaton	CB	Fr./Fr.	5-11	190	State College Area/Matt Lintal	State College, Pa.
40	Eury, Nick	RB	Sr./Jr.	5-9	212	Lake-Lehman/Jerry Gilsky	Shavertown, Pa.
32	Farronato, Dylan	S	Fr./Fr.	5-11	176	Lewisburg Area/Marc Persing	Lewisburg, Pa.
29	Fessler, Henry	WR	So./Fr.	5-10	172	Cathedral Prep/Mike Mischler	Erie, Pa.
28	Ford, Devyn	RB	Fr./Fr.	5-11	194	North Stafford/Joe Mangano	Stafford, Va.
87	Freiermuth, Pat *	TE/H	So./So.	6-5	256	Brooks School/Patrick Foley	Merrimac, Mass.
71	Fries, Will **	OL	Sr./Jr.	6-6	313	Cranford/Erik Rosenmeier	Cranford, N.J.
47	Friberg, Tommy	TE/H	Fr./Fr.	6-3	202	State College Area/Matt Lintal	State College, Pa.
47	Furmanek, Alex	LB	Fr./Fr.	6-2	239	North East/Shawn Humes	North East, Pa.
11	George, Daniel	WR	So./Fr.	6-2	220	Oxon Hill/Craig Jefferies	Fort Washington, Md.
93	Gillikin, Blake ***	P/K	Sr./Sr.	6-2	196	The Westminster Schools/Gerry Romberg	Smyrna, Ga.
74	Gonzalez, Steven ***	OL	Gr./Sr.	6-4	341	Union City/Wil Valdez	Union City, N.J.
19	Gordon, Trent *	CB	So./Fr.	5-11	188	Manvel/Kirk Martin	Spring, Texas
99	Gross-Matos, Yetur **	DE	Jr./Jr.	6-5	264	Chancellor/Bob Oliver	Spotsylvania, Va.
1	Hamler, KJ *	WR	Jr./So.	5-9	176	IMG Academy (Fla.)/Kevin Wright	Pontiac, Mich.
53	Hansard, Fred *	DT	Jr./So.	6-3	316	The Hun School/Todd Smith	Burlington, N.J.
25	Hardy, Daequan	CB	Fr./Fr.	5-9	170	Penn Hills/Jon LeDonne	Pittsburgh, Pa.
37	Hartlaub, Drew *	S	Jr./So.	5-11	183	South Western/Chris Heilman	Hanover, Pa.
27	Hawkins, Aeneas	DT	So./Fr.	6-2	272	Moeller/John Rodenberg	Cincinnati, Ohio
95	Hilling, Vlad	K	So./Fr.	5-10	226	Holidaysburg/Homer Delatre	Holidaysburg, Pa.
12	Hippenhammer, Mac *	WR	Jr./So.	5-11	182	R. Nelson Snider/Kurt Tippmann	Fort Wayne, Ind.
48	Holmes, C.J.	S	Jr./So.	6-0	216	Notre Dame/Brian Kelly	Hamden, Conn.
75	Holmes, Des	OL	Jr./So.	6-5	315	Cardinal O'Hara/BJ Hogan	Norristown, Pa.
20	Isaac, Adisa	DE	Fr./Fr.	6-4	241	Canarsie/Brian Ellis	Brooklyn, N.Y.
3	Johnson, Donovan *	CB	Jr./So.	5-9	185	Cass Tech/Thomas Wilcher	Detroit, Mich.
36	Johnson, Jan *	LB	Gr./Sr.	6-2	231	Governor Mifflin/Dominic Vecchio	Mohnton, Pa.
13	Johnson Jr., Michael	QB	Fr./Fr.	6-2	199	Sheldon/Josh Line	Eugene, Ore.
10	Jones, TJ	WR	Fr./Fr.	6-1	196	Columbia/Brian Allen	Lake City, Fla.
49	Joseph, Daniel *	DE	Sr./Jr.	6-3	260	Lake Forest Academy (Ill.)/Robin Bowkett	Brampton, Ont.
45	Katshir, Charlie	LB	So./Fr.	6-3	229	Cumberland Valley/Michael Whitehead	Camp Hill, Pa.
68	Kelly, Hunter	OL/DL	Sr./Jr.	6-2	309	Neshaminy/Steve Wilmot	Langhorne, Pa.
98	King, Bradley	P	So./So.	6-2	199	Lackawanna C.C./Mark Duda	Geneva, Ill.
17	Kline, Grayson	TE/H	So./Fr.	6-5	239	Warwick/Bob Locker	Sinking Spring, Pa.
50	Knutsson, Will	OL	So./Fr.	6-2	296	McDonogh School/Dom Damico	Fredericksburg, Va.
59	Konigus, Kaleb	OL	So./Fr.	6-2	302	Lake-Lehman/Jerry Gilsky	Lehman, Pa.
76	Kopko, Justin	OL	Fr./Fr.	6-3	295	Hanover Area/Mike McCree	Hanover Township, Pa.
82	Kuntz, Zack	TE/H	So./Fr.	6-7	243	Camp Hill/Tim Bigelow	Camp Hill, Pa.

22 2019 PENN STATE FOOTBALL

ALPHABETICAL ROSTER (L-Z)

NO.	NAME	POS.	CL./EL.	HT.	WT.	HIGH SCHOOL/COACH	HOMETOWN
97	Landis, Carson	K/P	Jr./So.	6-2	205	Emmaus/Harold Fairclough	Macungie, Pa.
7	Levis, Will	QB	So./Fr.	6-3	229	Xavier/Andy Guyon	Madison, Conn.
31	Light, Denver	LB	Fr./Fr.	6-1	212	Tyrone Area/Jason Wilson	Tyrone, Pa.
40	Luketa, Jesse *	LB	So./So.	6-3	247	Mercyhurst Prep (Pa.)/Jeff Root	Ottawa, Ont.
85	Lutz, Isaac *	WR	Sr./Jr.	5-11	193	Berks Catholic/Rick Keeley	Reading, Pa.
89	Maxwell, Colton	WR	Sr./Jr.	6-0	194	Northampton/Mark Scisly	Northampton, Pa.
33	Melzer, Corey	CB	Fr./Fr.	5-9	182	North Allegheny/Art Walker	Wexford, Pa.
62	Menet, Michal **	OL	Sr./Jr.	6-4	313	Exeter Township Senior/Matt Bauer	Birdsboro, Pa.
73	Miranda, Mike *	OL	Jr./So.	6-3	295	Stow-Munroe Falls/Mark Nori	Stow, Ohio
65	Morris, Hudson	OL	Fr./Fr.	6-3	288	Shelton/Mark Malcolm	Dallas, Texas
97	Mustipher, PJ *	DT	So./So.	6-4	311	McDonogh School/Dom Damico	Owings Mills, Md.
35	Neff, Justin	S	Jr./So.	6-1	195	Central Mountain/James Renninger	Mill Hall, Pa.
28	Oweh, Jayson	DE	So./Fr.	6-5	255	Blair Academy/Jim Saylor	Howell, N.J.
11	Parsons, Micah *	LB	So./So.	6-3	245	Harrisburg/Calvin Everett	Harrisburg, Pa.
44	Pica, Cameron	WR	Jr./So.	6-2	215	Hickory/Bill Brest	Hermitage, Pa.
92	Pinegar, Jake *	K	So./So.	6-2	195	Ankeny Centennial/Jerry Pezzetti	Ankeny, Iowa
9	Porter Jr., Joey	CB	Fr./Fr.	6-2	180	North Allegheny (Pa.)/Art Walker	Bakersfield, Calif.
58	Presta, Evan	DT	Jr./So.	6-3	288	Cathedral Prep/Mike Mischler	Erie, Pa.
29	Reid, John ***	CB	5th/Sr.	5-10	181	St. Joseph's Prep (Pa.)/Gabe Infante	Mount Laurel, N.J.
9	Roberson, Ta'Quan	QB	Fr./Fr.	5-11	192	DePaul Catholic/John McKenna	Orange, N.J.
21	Rudolph, Tyler	S	Fr./Fr.	6-0	204	St. Thomas More School/Jeff Moore	Waterbury, Conn.
19	Rumery, Isaac	QB	Fr./Fr.	5-11	203	Clearfield Area/Tim Janoko	Woodland, Pa.
70	Scruggs, Juice	OL	So./Fr.	6-3	285	Cathedral Prep (Pa.)/Michael Mischler	Ashtabula, Ohio
27	Seider, Jaden	S	Fr./Fr.	5-10	175	State College Area/Matt Lintal	Morgantown, W.Va.
36	Self, Makai	CB	Fr./Fr.	5-9	167	IMG Academy (Fla.)/Kevin Wright	Upper Marlboro, Md.
55	Shelton, Antonio *	DT	Sr./Jr.	6-2	311	Westerville-North/Rodger Elander	Columbus, Ohio
6	Shorter, Justin	WR	So./Fr.	6-4	235	South Brunswick/Joe Goerge	Monmouth Junction, N.J.
15	Shuster, Michael	QB	Sr./Jr.	6-2	210	Camp Hill/Frank Gay	Camp Hill, Pa.
34	Simmons, Shane **	DE	Sr./Jr.	6-3	259	DeMatha/Elijah Brooks	Laurel, Md.
3	Slade, Ricky *	RB	So./So.	5-9	198	C.D. Hylton/Tony Lilly	Woodbridge, Va.
12	Smith, Brandon	LB	Fr./Fr.	6-3	240	Louisa County/Will Patrick	Louisa, Va.
91	Stoll, Chris	SN	Jr./So.	6-2	245	St. Francis DeSales/Ryan Wiggins	Westerville, Ohio
98	Stout, Jordan	K/P	Jr./So.	6-3	205	Virginia Tech/Justin Fuente	Cedar Bluff, Va.
86	Strange, Brenton	TE/H	Fr./Fr.	6-3	233	Parkersburg/Mike Byus	Parkersburg, W.Va.
42	Sullivan, Austin	SN	Fr./Fr.	6-2	237	Minisink Valley/Kevin Gallagher	Port Jervis, N.Y.
81	Sullivan-Brown, Cam *	WR	Jr./So.	6-0	194	Saint Vincent Pallotti/Ian Thomas	Bowie, Md.
26	Sutherland, Jonathan *	S	Jr./So.	5-11	201	Episcopal (Va.)/Panos Voulgaris	Ottawa, Ont.
46	Tarburton, Nick	DE	So./Fr.	6-3	263	Pennridge/Jeff Hollenbach	Green Lane, Pa.
30	Tawe, Tawe	S	Fr./Fr.	6-1	198	Hillsborough/Kevin Carty	Hillsborough, N.J.
17	Taylor, Garrett ***	S	Gr./Sr.	6-0	198	St. Christopher's/Lance Clelland	Richmond, Va.
69	Thorpe, C.J. *	OL	Jr./So.	6-3	322	Central Catholic/Terry Totten	Glenshaw, Pa.
99	Tobin, Justin	K	Sr./Jr.	6-2	208	Neshaminy/--	Langhorne, Pa.
18	Toney, Shaka **	DE	Sr./Jr.	6-3	243	Imhotep Charter/Albie Crosby	Philadelphia, Pa.
98	Vasey, Dan	DL/SN	Jr./So.	6-4	252	Wallenpaupack/Mark Watson	Lackawaxen, Pa.
92	Vilbert, Smith	DE	Fr./Fr.	6-6	253	St Joseph's Regional (N.J.)/Augie Hoffman	Monsey, N.Y.
38	Wade, Lamont **	S	Jr./Jr.	5-9	199	Clairton/Wayne Wade	Clairton, Pa.
53	Walker, Rasheed	OL	So./Fr.	6-6	324	North Point/Tom Petre	Waldorf, Md.
79	Wallace, Caedan	OL	Fr./Fr.	6-5	333	The Hun School/Todd Smith	Robbinsville, N.J.
80	Weller, Justin	WR	Jr./So.	6-0	190	Wilson/Doug Dahms	Sinking Spring, Pa.
55	Whigan, Anthony	OL	Jr./Jr.	6-4	301	Lackawanna C.C./Mark Duda	Lexington Park, Md.
84	Wilson, Benjamin	WR	Sr./Jr.	6-2	204	Uniontown/John Fortugna	Uniontown, Pa.
8	Wilson, Marquis	CB	Fr./Fr.	5-11	173	Windsor/Rob Fleeting	Windsor, Conn.
54	Windsor, Robert ***	DT	Gr./Sr.	6-4	285	Fond Du Lac/Mike Gnewuch	Fond Du Lac, Wis.
77	Wormley, Sal	OL	Fr./Fr.	6-3	319	Smyrna (Del.)/Mike Judy	Newark, N.J.
52	Zalar, Blake	OL	Fr./Fr.	6-1	293	Shamokin Area/Henry Hynoski	Coal Township, Pa.

* - Letters won

^ - 5th-year senior

RECORD WATCH

RUSHING

LONGEST RUNS

1.	*92	Blair Thomas vs. Syracuse	1986
92		Bill Belton at Indiana	2014
92		Saquon Barkley vs. Washington	2017
4.	90	Bill Suter at Navy	1894
5.	87	Bob Campbell vs. Syracuse	1968
6.	86	Bob Riggles at West Virginia	1964
7.	*85	Journey Brown vs. Pitt	2019
8.	84	Chafie Fields vs. Texas	1996
84		Larry Johnson vs. Illinois	2002
10.	83	Ki-Jana Carter vs. Oregon	1994
11.	81	Saquon Barkley at Purdue	2016
81		Devyn Ford vs. Idaho	2019

* - non-scoring play

RUSHING YARDAGE, CAREER (QB)

1.	1697	Trace McSorley	2015-19
2.	1637	Michael Robinson	2002-05
3.	670	Rashard Casey	1997-2000
4.	667	John Hufnagel	1970-72
5.	625	Richie Lucas	1957-59
6.	619	Daryll Clark	2006-09
7.	584	Zack Mills	2001-04
8.	506	Tommy Stevens	2016-pres.
9.	319	Pete Liske	1961-63
10.	318	Galen Hall	1959-61
11.	284	Dick Hoak	1960*
12.	262	Tom Sherman	1965-67
13.	239	Jack White	1964-66
14.	197	Sean Clifford	2017-pres.
15.	131	Tony Sacca	1988-91

* - Hoak was a running back in 1958-59

RUSHING YARDAGE, SEASON (QB)

1.	806	Michael Robinson	2005
2.	798	Trace McSorley	2018
3.	491	Trace McSorley	2017
4.	396	Michael Robinson	2003
5.	365	Trace McSorley	2016
6.	346	John Hufnagel	1971
7.	325	Richie Lucas	1959
8.	315	Rashard Casey	2000
9.	290	Rashard Casey	1999
10.	284	Dick Hoak	1960
11.	282	Daryll Clark	2008
12.	263	Michael Robinson	2002
13.	255	Pete Liske	1962
14.	234	Richie Lucas	1958
15.	211	Daryll Clark	2009
16.	201	Zack Mills	2002
17.	200	Sean Clifford	2019
18.	198	Tommy Stevens	2016
19.	190	Tommy Stevens	2017
20.	187	Zack Mills	2001

RUSHING TOUCHDOWNS, SEASON (QB)

1.	12	Trace McSorley	2018
2.	11	Michael Robinson	2005
11		Trace McSorley	2017
4.	10	Daryll Clark	2008
5.	7	Daryll Clark	2009
7		Trace McSorley	2016
7.	6	Richie Lucas	1958
6		Richie Lucas	1959
6		John Hufnagel	1972
6		Michael Robinson	2002
11.	5	Tom Sherman	1966
5		Todd Blackledge	1981
5		Doug Strang	1983
5		Rashard Casey	1999
5		Rashard Casey	2000
5		Matt McGloin	2012
--	2	Will Levis	2019
--	2	Sean Clifford	2019

PASSING

PASSING YARDAGE, SEASON

1.	3614	Trace McSorley	2016
2.	3570	Trace McSorley	2017
3.	3271	Matt McGloin	2012
...			
17.	2218	Todd Blackledge	1982
18.	2211	Mike McQueary	1997
19.	2198	Wally Richardson	1995
20.	2039	John Hufnagel	1972
21.	2001	Rashard Casey	2000
22.	1944	Doug Strang	1983
23.	1916	Kevin Thompson	1999
24.	1866	Tony Sacca	1990
25.	1859	Chuck Fusina	1978
--	1443	Sean Clifford	2019

PASSING YARDAGE, GAME

1.	454	Christian Hackenberg vs. UCF	2014
2.	399	Zack Mills vs. Iowa	2002
3.	398	Sean Clifford at Maryland	2019
4.	395	Matt McGloin vs. Indiana	2012
5.	384	Trace McSorley vs. Wisconsin	2016
6.	381	Trace McSorley at Michigan State	2017
7.	379	Michael Robinson vs. Wisconsin	2003
8.	376	Trace McSorley vs. Michigan State	2016
9.	371	Christian Hackenberg vs. Boston Coll.	2014
10.	366	Mike McQueary vs. Pittsburgh	1997

200-YARD PASSING GAMES, SEASON

1.	11	Matt McGloin	2012
11		Trace McSorley	2016
11		Trace McSorley	2016
4.	10	Kerry Collins	1994
5.	9	Christian Hackenberg	2013
6.	8	Daryll Clark	2009
7.	7	Todd Blackledge	1982
7		Michael Robinson	2005
7		Anthony Morelli	2007
10.	6	Tony Sacca	1991
6		Wally Richardson	1995
6		Mike McQueary	1997
6		Daryll Clark	2008
6		Christian Hackenberg	2014
6		Christian Hackenberg	2015
6		Trace McSorley	2018
17.	5	John Hufnagel	1972
5		Chuck Fusina	1977
5		Doug Strang	1983
5		Zack Mills	2001
5		Zack Mills	2002
5		Matt McGloin	2010
4		Sean Clifford	2019

LONGEST PASS PLAYS

1.	95	Sean Clifford to Daniel George vs. Kent State	2018
2.	93	Trace McSorley to KJ Hamler vs. Ohio State	2018
3.	92	Bill Hess to Bob Higgins at Pittsburgh	1919
4.	86	Steve Joachim to Jim Scott at Navy	1971
5.	85	Trace McSorley to Saquon Barkley vs. Georgia St.	2017
6.	82	Matt Knizner at Eric Hamilton vs. Pittsburgh	1986
7.	82	Kerry Collins to Freddie Scott vs. Rutgers	1994
8.	80	Tom Sherman to Paul Johnson at Maryland	1967
80		Doug Strang to Dean DiMidio vs. Alabama	1983
80		Pat Devlin to Stephon Green vs. Michigan	2008
80		Rob Bolden to Derek Moye vs. Illinois	2010
80		Trace McSorley to Irvin Charles vs. Minnesota	2016
13.	79	Lance Longener to John Greene vs. Maryland	1988
79		K. Thompson to Chafie Fields at Miami (Fla.)	1999
79		Daryll Clark to Chaz Powell vs. Iowa	2009
79		Christian Hackenberg to Geno Lewis vs. UCF	2014
17.	78	Kevin Thompson to Chafie Fields at Purdue	1999
18.	76	Chuck Burkhardt to Tom Cherry at UCLA	1968
76		John Hufnagel to Jimmy Scott at Boston Coll.	1972
76		Tom Shuman to Chuck Herd vs. West Virginia	1973
21.	*75	John Andress to Dick Barvinchak at Iowa	1975
75		Tom Bill to David Daniels vs. Temple	1989
23.	74	Matt McGloin to Derek Moye at Indiana	2011
24.	73	M. Robinson to Matt Kranchick vs. Wisconsin	2003
25.	72	Milt Plum to Les Walters vs. Boston	1956
72		Tom Shuman to Chuck Herd vs. LSU	1973
72		Chuck Fusina to Scott Fitzkee vs. Miami (Fla.)	1977
72		C. Hackenberg to Chris Godwin vs. Boston College	2014
72		Trace McSorley to Chris Godwin vs. USC	2016
72		Sean Clifford to Jahan Dotson vs. Purdue	2019

TOUCHDOWN PASSES, CAREER

1.	70	Trace McSorley	2015-18
2.	48	Christian Hackenberg	2013-15
3.	46	Matt McGloin	2009-12
...			
17.	20	Rashard Casey	1997-2000
18.	19	Kevin Thompson	1996-99
19.	18	John Shaffer	1983-86
20.	14	John Sacca	1991-93
14		Sean Clifford	2017-pres.

TOUCHDOWN PASSES, SEASON

1.	29	Trace McSorley	2016
2.	28	Trace McSorley	2017
3.	24	Daryll Clark	2009
24		Matt McGloin	2012

...			
12.	18	Wally Richardson	1995
18		Trace McSorley	2018
14.	17	Michael Robinson	2005
17		Mike McQueary	1997
17		Zack Mills	2002
17.	16	Christian Hackenberg	2015
18.	15	Chuck Fusina	1977
15		John Hufnagel	1972
20.	14	Matt McGloin	2010
14		Rashard Casey	2000
--	12	Sean Clifford	2019

TOUCHDOWN PASSES, GAME

1.	5	Tony Sacca vs. Georgia Tech	1991
5		Rashard Casey vs. La. Tech	2000
3.	4	22 Times	
		Sean Clifford vs. Buffalo	2019

COMPLETION PERCENTAGE, SEASON

(Min. 100 Attempts)

1.	.667 (176-264)	Kerry Collins	1994
.667 (90-135)		Sean Clifford	2019
3.	.665 (224-387)	Trace McSorley	2017
4.	.632 (86-136)	John Hufnagel	1971
5.	.609 (192-321)	Daryll Clark	2009
6.	.605 (270-446)	Matt McGloin	2012
7.	.598 (192-321)	Daryll Clark	2008
8.	.593 (192-361)	Trace McSorley	2018
9.	.589 (231-392)	Christian Hackenberg	2013
10.	.582 (234-402)	Anthony Morelli	2007

YARDS PER ATTEMPT, SEASON

(Min. 100 Attempts)

1.	10.7	Sean Clifford	2019
2.	10.1	Kerry Collins	1994
3.	9.4	John Hufnagel	1972
4.	9.3	Trace McSorley	2016
5.	9.0	Chuck Fusina	1977
6.	8.7	John Hufnagel	1971
8.7		Mike McQueary	1997
8.	8.5	Tom Shuman	1973
8.5		Tony Sacca	1991
10.	8.4	Trace McSorley	2017

YARDS PER COMPLETION, SEASON

(Min. 100 Attempts)

1.	17.7	John Hufnagel	1972
2.	16.6	Tom Shuman	1973
3.	16.1	Trace McSorley	2016
4.	16.0	Sean Clifford	2019
5.	15.6	Chuck Fusina	1977
6.	15.5	Tom Sherman	1967
7.	15.3	Tony Sacca	1990
8.	15.2	Kerry Collins	1994
15.2		Tony Sacca	1988
10.	15.1	Mike McQueary	1997

PASSING TD PERCENTAGE, SEASON

(Min. 100 Attempts)

1.	8.89	Sean Clifford	2019
2.	8.08	Tom Shuman	1973
3.	7.95	Kerry Collins	1994
4.	7.85	Kevin Thompson	1999
5.	7.53	Todd Blackledge	1982
6.	7.49	Trace McSorley	2016
7.	7.41	Pete Liske	1962
8.	7.35	John Hufnagel	1971
9.	7.34	Doug Strang	1983
10.	7.19	Tony Sacca	1991

PASSING EFFICIENCY, SEASON

(Min. 100 Attempts)

1.	182.8	Sean Clifford	2019
2.	172.9	Kerry Collins	1994
3.	156.9	Trace McSorley	2016
4.	153.7	Trace McSorley	2017
5.	151.8	John Hufnagel	1971
6.	149.8	Tony Sacca	1991
7.	148.0	John Hufnagel	1972
8.	146.4	Chuck Fusina	1977
9.	145.0	Mike McQueary	1997
10.	143.7	Tom Shuman	1973

RECEIVING

RECEIVING YARDAGE, CAREER

1.	3026	Bobby Engram	1991, 93-95
2.	2842	DeSean Hamilton	2014-17
3.	2771	Deon Butler	2005-08
4.	2479	Allen Robinson	2011-13

...			
19.	1343	Ted Kwalick, TE	1966-68
20.	1263	Scott Fitzkee	1975-78
21.	1245	DeAndre Thompkins	2015-18
22.	1222	David Daniels	1988-90
23.	1195	Saquon Barkley, RB	2015-17
24.	1181	Geno Lewis	2013-15
25.	1148	KJ Hamler	2018-pres.
26.	1146	Andrew Quarless, TE	2006-09
27.	1132	Eddie Drummond	1998-2001
28.	1123	Juwan Johnson	2016-18
29.	1058	Jimmy Cefalo	1974-77
30.	1047	Justin Brown	2009-11
31.	1038	Dan Natale, TE	1972-74
32.	1016	Mickey Shuler, TE	1975-77
33.	1005	Jesse James, TE	2012-14
--	546	Pat Freiermuth, TE	2018-pres.

YARDS PER RECEPTION, CAREER

1.	20.54	Ray Roundtree	1984-87
2.	20.15	Joe Jurevicius	1994-97
3.	19.58	Saeed Blacknall	2014-17
4.	19.43	Scott Fitzkee	1975-78
5.	18.89	Jimmy Cefalo	1974-77
6.	18.82	KJ Hamler	2018-pres.
7.	18.40	Kenny Jackson	1980-83
8.	18.25	Bryant Johnson	1999-2002
9.	18.12	Bobby Engram	1991, 93-95
10.	18.12	Dean DiMidio	1982-85

YARDS PER RECEPTION, SEASON

1.	21.20	Joe Jurevicius	1996
2.	20.95	Joe Jurevicius	1997
3.	20.74	KJ Hamler	2019
4.	20.70	Freddie Scott	1994
5.	19.79	Bobby Engram	1994
6.	19.10	Bryant Johnson	2002
7.	18.68	Deon Butler	2005
8.	18.67	Tony Johnson	2001
9.	18.63	Eddie Drummond	1999
10.	18.38	Kenny Jackson	1980
11.	18.28	Terry Smith	1990
12.	18.19	Bobby Engram	1993
13.	18.18	Mickey Shuler	1977
14.	18.11	Jimmy Cefalo	1977
15.	18.04	Gregg Garrity	1981
16.	17.95	KJ Hamler	2018

24 2019 PENN STATE FOOTBALL

RECORD WATCH

RECEIVING TOUCHDOWNS, CAREER

1.	31	Bobby Engram	1991, 93-95
2.	25	Kenny Jackson	1980-83
3.	22	Deon Butler	2005-08
4.	18	Derek Moye	2008-11
	18	Chris Godwin	2014-16
	18	DaeSean Hamilton	2014-17
7.	17	Allen Robinson	2011-13
8.	16	O.J. McDuffie	1988-92
9.	15	Terry Smith	1988-91
	15	Joe Jurevicius	1994-97
	15	Mike Gesicki, TE	2014-17
12.	13	Jordan Norwood	2005-08
13.	11	Tony Johnson	2000-03
	11	Scott Fitzkee	1975-78
	11	Freddie Scott	1993-95
	11	Jesse James, TE	2012-14
	11	Pat Freiermuth, TE	2018-pres.
18.	10	Ted Kwalick, TE	1966-68
	10	Chuck Herd	1971-73
	10	Bryant Johnson	1999-2002
	10	Graham Zug	2007-10
22.	9	David Daniels	1988-90
	9	Eric McCoo	1998-01
	9	Kyle Brady, TE	1991-94
	9	Derrick Williams	2005-08
	9	Ray Roundtree	1984-87
	9	KJ Hamler	2018-pres.

TOTAL OFFENSE

TOTAL OFFENSE, SEASON

	Yards	Rush	Pass		
1.	4061	491	5370	Trace McSorley	2017
2.	3979	212	3614	Trace McSorley	2016
3.	3328	798	2530	Trace McSorley	2018
4.	3220	-51	3271	Matt McGloin	2012
5.	3214	211	3003	Daryll Clark	2009
6.	3156	806	2350	Michael Robinson	2005
7.	2887	-68	2955	Christian Hackenberg	2013
8.	2883	-94	2977	Christian Hackenberg	2014
9.	2874	282	2592	Daryll Clark	2008
10.	2660	-19	2679	Kerry Collins	1994
11.	2638	-13	2651	Anthony Morelli	2007
12.	2618	201	2417	Zack Mills	2002
13.	2445	-80	2525	Christian Hackenberg	2015
14.	2427	-61	2488	Tony Sacca	1991
15.	2336	-88	2424	Anthony Morelli	2006
16.	2316	315	2001	Rashard Casey	2000
17.	2201	162	2039	John Hufnagel	1972
18.	2191	-27	2218	Todd Blackledge	1982
19.	2184	-27	2211	Mike McQueary	1997
20.	2168	-53	2221	Chuck Fusina	1977
21.	2087	2087	0	Larry Johnson	2002
22.	2077	-121	2198	Wally Richardson	1995
23.	2003	137	1866	Tony Sacca	1990
24.	1923	7	1916	Kevin Thompson	1999
25.	1912	-32	1944	Doug Strang	1983
--	1835	200	1374	Sean Clifford	2019

TOTAL OFFENSE, GAME

	Yards	Rush	Pass		
1.	461	175	286	T. McSorley vs. Ohio State	2018
2.	456	2	454	C. Hackenberg vs. UCF	2014
3.	452	54	398	S. Clifford at Maryland	2019
4.	418	138	280	Z. Mills vs. Ohio State	2001
5.	408	73	335	T. McSorley vs. Minnesota	2016
6.	402	60	342	T. McSorley vs. Washington	2017
7.	398	19	379	M. Robinson vs. Wisconsin	2003
8.	389	-10	399	Z. Mills vs. Iowa	2002
	389	13	376	T. McSorley vs. Michigan St.	2016
10.	383	2	381	T. McSorley at Michigan St.	2017

KICK RETURNS

KICK RETURN AVERAGE, CAREER

(Min. 15 returns)

1.	29.6	Larry Joe	1946-48
2.	28.8	Curt Warner	1979-82
3.	28.4	Charlie Pittman	1967-69
4.	27.8	Saquon Barkley	2015-17
5.	26.9	Gary Hayman	1972-73
6.	26.3	Blair Thomas	1985-87, 89
7.	25.7	Roger Kochman	1959-62
8.	25.6	Chaz Powell	2008-11
9.	25.2	KJ Hamler	2018-pres.
10.	24.6	Lydell Mitchell	1969-71

KICK RETURN AVERAGE, SEASON

(Min. 8 returns)

1.	43.0	Gary Brown	1990
2.	35.0	Curt Warner	1980
3.	32.6	Larry Joe	1947
4.	31.9	Blair Thomas	1986
5.	29.6	Gary Hayman	1973
	29.6	Rodney Kinlaw	2005
7.	29.0	Curt Warner	1979
8.	28.8	Chaz Powell	2008
9.	28.7	Charlie Pittman	1967
10.	28.4	Saquon Barkley	2017
11.	28.0	Rich Mauti	1975
12.	27.4	Bob Riggie	1965
13.	27.1	Chaz Powell	2011
14.	26.7	Larry Johnson	2001
15.	26.5	Shelly Hammonds	1993
16.	26.4	A.J. Wallace	2007
17.	26.3	Paul Johnson	1969
18.	26.1	KJ Hamler	2018
19.	25.8	Derrick Williams	2008
20.	25.6	Lydell Mitchell	1970

KICKOFF RETURN YARDS, CAREER

1.	1866	Chaz Powell	2007-11
2.	1506	Kenny Watson	1996-2000
3.	1347	Larry Johnson	1998-2002
4.	1216	Kevin Baugh	1980-83
5.	1128	A.J. Wallace	2006-09
6.	1127	Jim Coates	1984-87
7.	1095	Derrick Williams	2005-08
8.	922	Curt Warner	1979-82
9.	920	Gary Brown	1987-90
10.	764	Miles Sanders	2016-18
11.	659	Grant Haley	2014-17
12.	658	Blair Thomas	1985-87, 89
13.	627	Rodney Kinlaw	2004-07
14.	608	Shell Hammonds	1990-93
15.	583	Rich Mauti	1974-76
--	580	KJ Hamler	2018-pres.

KICKOFF RETURN YARDS, SEASON

1.	733	Chaz Powell	2011
2.	688	Miles Sanders	2016
3.	659	Grant Haley	2014
4.	581	A.J. Wallace	2007
5.	530	Chris Eberly	1997
6.	523	KJ Hamler	2018
7.	522	Kenny Watson	1999
8.	515	Derrick Williams	2008
9.	503	Chaz Powell	2010
	503	Kevin Baugh	1983

KICKOFF RETURNS, CAREER

1.	73	Chaz Powell	2007-11
2.	67	Kenny Watson	1996-00
3.	62	Kevin Baugh	1980-83
4.	59	Larry Johnson	1998-02
5.	51	Jim Coates	1984-87
6.	50	Derrick Williams	2005-08
7.	47	A.J. Wallace	2006-09
8.	38	Gary Brown	1987-90
	38	Miles Sanders	2016-18
10.	32	Grant Haley	2014-17
	32	Curt Warner	1979-82
12.	28	Rodney Kinlaw	2004-07
13.	26	Stephen Pitts	1992-95
14.	25	Blair Thomas	1985-87,89
	25	Rich Mauti	1974-76
	25	Chris Eberly	1995-98
	25	Leroy Thompson	1987-90
	25	Shelly Hammonds	1990-93
--	23	KJ Hamler	2018-pres.

KICKOFF RETURNS, SEASON

1.	33	Miles Sanders	2016
2.	32	Grant Haley	2014
3.	27	Chaz Powell	2011
4.	26	Kevin Baugh	1983
5.	22	Gary Brown	1988
	22	Geno Lewis	2013
	22	Chris Eberly	1997
	22	A.J. Wallace	2007
	22	Kenny Watson	1999
10.	21	Chaz Powell	2010
11.	20	Derrick Williams	2008
	20	KJ Hamler	2018

PUNTING

PUNTING AVERAGE, CAREER

(Min. 50 punts)

1.	43.13	Jeremy Boone	2007-09
2.	43.04	Blake Gillikin	2016-pres.
3.	43.00	George Reynolds	1980-83
4.	41.84	Pat Pidgeon	1996-99
5.	41.79	Ralph Giacmarro	1979-82
6.	41.74	Jeremy Kapinos	2003-06
7.	41.73	Anthony Fera	2010-11
8.	41.71	John Bruno Jr.	1984-86
9.	40.50	Chris Clauss	1987
10.	39.95	David Royer	1999-2002

PUNTING AVERAGE, SEASON

(Min. 30 punts)

1.	43.95	Blake Gillikin	2018
2.	43.55	Ralph Giacmarro	1981
3.	43.32	Jeremy Boone	2009
4.	43.31	Ralph Giacmarro	1980
5.	43.15	Blake Gillikin	2017
6.	43.03	Jeremy Boone	2008
7.	43.02	Jeremy Boone	2007
8.	42.92	John Bruno Jr.	1985
9.	42.80	Blake Gillikin	2016
10.	42.63	George Reynolds	1983

PUNTING AVERAGE, GAME

(Min. 4 punts)

1.	54.75	Ralph Giacmarro at Syracuse	1981
2.	52.40	Bob Campbell vs. Miami (Fla.)	1968
3.	52.00	Jeremy Kapinos vs. Purdue	2004
4.	51.40	Jeremy Boone vs. Texas A&M	2007
5.	51.20	Blake Gillikin vs. Kentucky	2018
6.	51.00	Doug Helkowski vs. Texas	1990
7.	50.80	Blake Gillikin vs. USC	2016
8.	50.50	Jeremy Kapinos at Ohio State	2004
	50.50	Jeremy Kapinos at Ohio State	2006
10.	49.50	Jeremy Boone at Illinois	2009
11.	48.80	Chris Gulla vs. Akron	2014
12.	48.67	Blake Gillikin at Rutgers	2003
	48.67	Blake Gillikin at Rutgers	2018
14.	48.50	Chris Bahr vs. Alabama	1975
15.	48.40	Ralph Giacmarro vs. Miami (Fla.)	1980

LONGEST PUNTS

1.	89	Coop French at Iowa	1930
2.	78	Jeremy Kapinos at Ohio State	2004
3.	76	Chris Clauss vs. Rutgers	1987
4.	74	Anthony Fera at Iowa	2010
	74	Blake Gillikin at Michigan	2018
6.	73	Milt Plum at Ohio State	1956
7.	71	Joe Colone at Syracuse	1946
71		John Bruno Jr. vs. Boston Coll.	1985
	71	Blake Gillikin vs. Kentucky	2018
10.	70	Coop French at Iowa	1930
70		Joe Colone at Syracuse	1946
70		Jeremy Kapinos vs. Purdue	2004
70		Jeremy Boone at Illinois	2007
	70	Blake Gillikin at Rutgers	2018
15.	69	Bob Parsons at Colorado	1970
69		Anthony Fera vs. Purdue	2011
	69	Blake Gillikin at Pitt	2016
18.	68	Jeremy Kapinos at Ohio State	2006
68		Jeremy Boone at Indiana	2007
20.	67	Joe Colone vs. Navy	1947
67		Art Betts vs. Michigan State	1951
67		Wayne Corbett at Pittsburgh	1965
	67	Blake Gillikin at Rutgers	2018
24.	66	Frank Hershey vs. Maryland	1964
66		Jeremy Boone at Illinois	2009
66		Alex Butterworth vs. Michigan	2013
27.	65	W.G. Cooper vs. Villanova	1935
65		Tom Cherry vs. UCLA	1967
65		Bob Parsons vs. Colorado	1969
65		Blake Gillikin vs. USC	2016

KICKING

FIELD GOALS MADE, CAREER

1.	78	Kevin Kelly	2005-08
2.	54	Sam Ficken	2011-14
3.	50	Craig Fayak	1990-93
4.	47	Travis Forney	1996-99
5.	45	Brett Conway	1993-96
6.	40	Massimo Manca	1982, 84-86
7.	39	Matt Bahr	1976-78
	39	Robbie Gould	2001-04
	39	Tyler Davis	2015-17
10.	38	Nick Gancitano	1981-84
11.	36	Collin Wagner	2007-10
12.	35	Chris Bahr	1973-75
13.	29	Herb Menhardt	1978-80
14.	27	Ray Tarasi	1986-89
15.	20	Jake Pinegar	2018-pres.

FIELD GOALS ATTEMPTED, SEASON

1.	34	Kevin Kelly	2006
2.	33	Chris Bahr	1975
3.	29	Travis Forney	1998
	29	Sam Ficken	2014
5.	27	Matt Bahr	1978
6.	26	Massimo Manca	1985
	26	Craig Fayak	1991
	26	Travis Forney	1999
	26	Kevin Kelly	2007
10.	25	Collin Wagner	2010
11.	24	Matt Bahr	1977
	24	Brett Conway	1995
	24	Brett Conway	1996
	24	Kevin Kelly	2008
	24	Tyler Davis	2016
	24	Jake Pinegar	2018

FIELD GOAL PERCENTAGE, CAREER

(Min. 25 Attempts)

1.	79.6	Tyler Davis	2015-17
2.	77.6	Nick Gancitano	1981-84
3.	75.0	Collin Wagner	2006-10
4.	74.6	Travis Forney	1996-99
5.	73.8	Brett Conway	1993-96
6.	72.9	Kevin Kelly	2005-08
7.	72.0	Sam Ficken	2011-14
8.	69.0	Jake Pinegar	2018-pres.
	69.0	Herb Menhardt	1976, 78-80
10.	67.8	Massimo Manca	1982, 84-86

RECORD WATCH

LONGEST FIELD GOALS

1.	57	Jordan Stout vs. Pitt	2019
2.	55	Chris Bahr at Temple	1975
	55	Chris Bahr at Ohio State	1975
	55	Chris Bahr at Syracuse	1975
5.	54	Herb Menhardt at NC State	1979
	54	Sam Ficken vs. Kent State	2013
7.	53	Massimo Manca vs. Notre Dame	1985
	53	Kevin Kelly vs. Iowa	2007
	53	Jordan Stout vs. Idaho	2019
10.	52	Chris Bahr vs. West Virginia	1975
	52	Eric Etze at Notre Dame	1988
	52	Brett Conway vs. Temple	1996
	52	Kevin Kelly at Syracuse	2008

EXTRA POINTS MADE, CAREER

1.	183	Kevin Kelly	2005-08
2.	144	Tyler Davis	2015-17
3.	141	Brett Conway	1993-96
4.	132	Craig Fayak	1990-93
5.	117	Travis Forney	1996-99
6.	115	Robbie Gould	2002-04
7.	109	Sam Ficken	2011-14
8.	98	Al Vitiello	1971-72
9.	86	Massimo Manca	1982, 84-86
10.	85	Collin Wagner	2006-10
11.	84	Jake Pinegar	2018-pres.

EXTRA POINTS MADE, SEASON

1.	71	Tyler Davis	2017
2.	62	Brett Conway	1994
	62	Tyler Davis	2016
4.	60	Kevin Kelly	2008
5.	59	Al Vitiello	1971
6.	53	Jake Pinegar	2018
7.	49	Kevin Kelly	2005
8.	46	Collin Wagner	2009
9.	44	Kevin Kelly	2007
	44	Travis Forney	1999
11.	42	Robbie Gould	2002
	42	Craig Fayak	1991
13.	41	Sam Ficken	2013
	41	Travis Forney	1997
15.	40	Craig Fayak	1993
--	31	Jake Pinegar	2019

EXTRA POINTS MADE, GAME

1.	10	Charles Atherton vs. Gettysburg	1894
	10	Travis Forney vs. Akron	1999
	10	Jake Pinegar vs. Idaho	2019

EXTRA POINT PERCENTAGE, CAREER

(Min. 50 Attempts)

1.	100.0 (59-59)	Herb Menhardt	1976, 78-80
	100.0 (85-85)	Collin Wagner	2006-10
	100.0 (144-144)	Tyler Davis	2015-17
4.	99.3 (141-142)	Brett Conway	1993-96
5.	98.9 (183-185)	Kevin Kelly	2005-08
6.	98.9 (86-87)	Massimo Manca	1982, 84-86
7.	97.7 (84-88)	Jake Pinegar	2018-pres.
8.	97.3 (109-112)	Sam Ficken	2011-14
9.	96.7 (117-121)	Travis Forney	1996-99
10.	96.2 (76-79)	Nick Gancitano	1981-84

DEFENSE

SACKS, CAREER (Since 1975)

1.	33.0	Courtney Brown	1996-99
2.	30.0	Larry Kubin	1977-80
3.	25.5	Shane Conlan	1983-86
	25.5	Michael Haynes	1999-2002
5.	24.5	Tyoka Jackson	1990-93
6.	22.0	Matt Millen	1976-79
7.	21.0	Todd Atkins	1992-95
8.	20.0	Rich McKenzie	1989-92
	20.0	Anthony Zettel	2012-15
10.	19.0	Bruce Clark	1976-79
	19.0	LaVar Arrington	1997-99
	19.0	Jay Alford	2003-06
13.	18.0	Don Graham	1983-86
	18.0	Bob White	1983-86
15.	17.5	Carl Nassib	2012-15
--	15.0	Yetur Gross-Matos	2017-pres.
--	14.0	Shaka Toney	2017-pres.

SACKS, SEASON (Since 1975)

1.	15.5	Carl Nassib	2015
2.	15.0	Michael Haynes	2002
	15.0	Larry Kubin	1979
4.	13.5	Courtney Brown	1999
5.	12.5	Maurice Evans	2007
6.	12.0	Aaron Maybin	2008
	12.0	Larry Kubin	1978
8.	11.5	Courtney Brown	1998
	11.5	Shane Conlan	1983
10.	11.0	Tamba Hali	2005
	11.0	Mark D'Onofrio	1989
	11.0	Terry Killens	1995
13.	10.0	Brad Scioli	1998
14.	9.5	Tyoka Jackson	1991
15.	9.0	LaVar Arrington	1999
	9.0	Don Graham	1986
	9.0	Justin Kurpeikis	1999
	9.0	Matt Millen	1978
--	5.5	Yetur Gross-Matos	2019
--	5.0	Shaka Toney	2019

TACKLES FOR LOSS, CAREER (Since 1975)

1.	70.0	Courtney Brown	1996-99
2.	51.0	Brandon Short	1996-99
3.	45.0	Larry Kubin	1977-80
4.	43.0	Bruce Clark	1976-79
	43.0	Justin Kurpeikis	1997-2000
6.	42.0	Michael Haynes	1999-2002
7.	41.0	Shane Conlan	1983-86
8.	39.0	LaVar Arrington	1997-99
	39.0	Jimmy Kennedy	1999-2002
10.	38.0	Anthony Zettel	2012-15
11.	36.0	Matt Millen	1976-79
	36.0	Tamba Hali	2002-05
13.	34.0	Paul Posluszny	2003-06
	34.0	Dan Connor	2004-07
15.	33.0	Anthony Adams	1999-2002
--	29.5	Yetur Gross-Matos	2017-pres.

TACKLES FOR LOSS, SEASON (Since 1975)

1.	29.0	Courtney Brown	1999
2.	24.0	Terry Killens	1995
3.	23.0	Michael Haynes	2002
	23.0	Courtney Brown	1998
	23.0	Larry Kubin	1979
6.	21.5	Maurice Evans	2007
7.	21.0	Tyoka Jackson	1993
8.	20.0	Bruce Clark	1978
	20.0	Todd Atkins	1994
	20.0	Aaron Maybin	2008
	20.0	LaVar Arrington	1999
	20.0	Yetur Gross-Matos	2018
13.	19.5	Carl Nassib	2015
14.	18.0	Justin Kurpeikis	2000
	18.0	Brad Scioli	1998
	18.0	Todd Atkins	1995
	18.0	Willie Smith	1994
	18.0	Brandon Noble	1996
--	7.5	Yetur Gross-Matos	2019

PASSES DEFENDED, CAREER

1.	76	Derek Bochna (64 pbu, 12 int)	1990-93
2.	60	Brian Miller (48 pbu, 12 int)	1993-96
3.	52	Darren Perry (37 pbu, 15 int)	1988-91
4.	51	Leon Humphries (43 pbu, 8 int)	1988-91
5.	46	Alan Zemaitis (34 pbu, 12 int)	2002-05
6.	44	Duffy Cobbs (35 pbu, 9 int)	1983-86
7.	42	Lee Rubin (34 pbu, 8 int)	1990-93
	42	Kim Herring (29 pbu, 13 int)	1993-96
9.	41	David Macklin (33 pbu, 8 int)	1996-99
10.	39	Willie Thomas (34 pbu, 5 int)	1987-90
11.	36	Sherrod Raining (27 pbu, 9 int)	1986-89
12.	33	Shelly Hammonds (30 pbu, 3 int)	1990-93
	33	John Reid (26 pbu, 7 int)	2015-pres.



79

GAME 1

PENN STATE VS. IDAHO

7



BEAVER STADIUM | BTN | 8/31/19 | 104,527



SCORING SUMMARY

	1	2	3	4	OT	F
ID	0	0	0	7	-	7
PSU	20	24	14	21	-	79
1st	11:30 PSU Pinegar, Jake 28 yd field goal	6-23/2:00/0-3				
	8:35 PSU Stout, Jordan 53 yd field goal	4-0/0:51/0-6				
	5:03 PSU Brown, Journey 23 yd run (Pinegar kick)	5-54/2:00/0-13				
	1:50 PSU Slade, Ricky 1 yd run (Pinegar kick)	5-35/1:43/0-20				
2nd	10:28 PSU Hamler, KJ 36 yd pass from Clifford, Sean (Pinegar kick)	3-55/1:01/0-27				
	4:27 PSU Ford, Devyn 81 yd run (Pinegar kick)	3-95/1:11/0-34				
	1:39 PSU Hamler, KJ 21 yd pass from Clifford, Sean (Pinegar kick)	4-76/1:19/0-41				
	00:00 PSU Pinegar, Jake 38 yd field goal	4-40/0:42/0-44				
3rd	13:11 PSU Brown, Journey 2 yd run (Pinegar kick)	5-75/1:43/0-51				
	11:28 PSU Cain, Noah 3 yd run (Pinegar kick)	4-6/1:30/0-58				
4th	14:51 PSU Strange, Brenton 4 yd pass from Levis, Will (Pinegar kick)	14-72/5:51/0-65				
	12:35 IDAHO Kendall, Logan 1 yd pass from Petrino, Mason (Coffey kick)	2-25/0:41/7-65				
	7:48 PSU Cain, Noah 9 yd run (Pinegar, Jake kick)	10-75/4:47/7-72				
	2:17 PSU Eury, Nick 8 yd run (Pinegar, Jake kick)	7-54/3:45/7-79				

TEAM STATS

	IDAHO	PSU
First Downs	5	35
Rushing Yards	4	331
Passing Yards	141	342
Passing (C-A-Int)	16-26-1	25-37-0
Total Offense	145	673
Plays	54	82
Fumbles (#-Lost)	0-0	3-1
Penalties (#-Yards)	10-67	3-30
Possession Time	27:04	32:56
3rd-Down Conv.	1-15	1-8
Red Zone	1-1	8-8
Touchdowns	1	6
Field goals	0	2

OTHER

Time of Game	3:18
Idaho	0-1, 0-0 Big Sky
Penn State	1-0, 0-0 Big Ten

GAME RECAP

UNIVERSITY PARK, Pa. – Penn State cruised to a 79-7 win over Idaho in its season-opening football contest.

Penn State rolled for 673 total yards on offense – the third-most in program history – while holding Idaho to just five first downs and 145 total yards. The Nittany Lion ground game led the offensive charge with five different running backs combining for seven rushing touchdowns and a total of nine different rushers combining for 331 yards on 45 attempts. Freshman Devyn Ford ran his second career carry for an 81-yard touchdown en route to a 107-yard day, while classmate Noah Cain and sophomore Journey Brown both added two scores each.

Making his first career start, sophomore quarterback Sean Clifford threw for 280 yards and two touchdowns on 14-of-23 passing and rushed seven times for 57 yards in a little more than a half of action. KJ Hamler led the receivers with four catches for 115 yards and both of Clifford's passing touchdowns.

The Vandals were limited to just four yards rushing as Penn State totaled seven sacks and 11 tackles for loss, led by 2.5 sacks by junior defensive end Yetur Gross-Matos.

How It Happened

Penn State jumped out to a 20-0 lead in the first quarter behind a pair of field goals by Jake Pinegar (28 yards) and Jordan Stout (53 yards), respectively, and a rushing touchdown each from Brown and Ricky Slade.

The Nittany Lions added 24 points in the second quarter to take a 44-0 lead into halftime. Hamler caught a 36-yard pass from Clifford in the back of the end zone early in the frame, and then in the final five minutes, Ford broke free for 81 yards on his second career carry, Hamler hauled in a 21-yard touchdown, and a quick three-and-out setup a successful 38-yard field goal conversion by Pinegar as time expired.

Brown and Cain added rushing touchdowns in the third quarter for a 58-0 lead. In the fourth, quarterback freshman quarterback Will Levis threw his first career touchdown pass to rookie tight end Brenton Strange to put the Nittany Lions up 65-0.

Idaho's lone score came with 12:35 remaining, as a mishandled punt reception gave the Vandals a short 25-yard field, and quarterback Mason Petrino eventually connected with fullback Logan Kendall from a yard out.

Penn State added a pair of rushing touchdowns from Cain and Nick Eury in the final eight minutes to cement the 79-7 victory.

Notes

- The Nittany Lions have won 16 of their last 18 season openers, including four-straight victories.
- The Nittany Lions have won 17 of their last 18 home openers, including seven straight victories.
- Penn State won its eighth consecutive non-conference regular season game.
- Penn State's 79 points mark the most the Nittany Lions have scored in a game since scoring 81 in an 81-0 win over Cincinnati in the 1991 home opener.
- The 79 points are the second-most since 1921 and are tied for the sixth-most in program history.
- The 72-point margin of victory is tied for the 10th-biggest in Penn State history and is the largest since the 1991 Cincinnati game (81-0).
- Penn State's seven rushing touchdowns are the most since rushing the ball into the end zone seven times against Coastal Carolina in 2008.
- The Nittany Lions had five different running backs score the seven rushing touchdowns. It is the first time since at least 2000 that five different players have scored a rushing touchdown in the same game.
- Penn State's 673 yards of total offense were the most since 689 at Minnesota in 1994 and the third most for the Nittany Lions since 1947.
- Penn State's 35 first downs were the most since it had 35 against Minnesota in 2005.
- The Nittany Lion defense held Idaho to just 4 rushing yards, the fewest since allowing 3 yards to UMass in 2014 and the second-fewest under James Franklin.
- Penn State gave up just 145 yards of total offense, which are the fewest since allowing 87 yards to Rutgers in 2016 and the second-lowest total under James Franklin.
- RB Devyn Ford became the first Nittany Lion freshman to run for more than 100 yards in a game since Saquon Barkley rushed for 103 yards against Michigan State on November 18, 2015. He is also the first Penn State freshman to run for 100 yards in a season opener since Curt Warner rushed for 100 yards on 12 carries against Rutgers on September 15, 1979.
- Ford scored on an 81-yard run in the second quarter. It was his first career touchdown and Penn State's longest rushing touchdown since Saquon Barkley's 92-yard run in the Fiesta Bowl vs. Washington in 2017.
- CB John Reid notched the first full sack of his career in the opening stanza. He previously had a half-sack against Kent State in 2016. He also grabbed the sixth interception of his career early in the third quarter.

INDIVIDUAL STATISTICS

RUSHING

Idaho-Carter, Aundre 14-32; Martinez, Kiahn 3-16; Kendall, Logan 1-0; Richardson, Colton 4-minus 19; Petrino, Mason 6-minus 25.

Penn State-Ford, Devyn 6-107; Clifford, Sean 7-57; Cain, Noah 9-44; Eury, Nick 6-44; Brown, Journey 5-38; Levis, Will 5-21; Hamler, KJ 1-16; Slade, Ricky 5-9; Shuster, Mike 1-minus 5.

PASSING

Idaho-Petrino, Mason 11-17-1-91; Richardson, Colton 5-9-0-50.

Penn State-Clifford, Sean 14-23-0-280; Levis, Will 11-14-0-62.

RECEIVING

Idaho-Cotton, Jeff 6-83; Romano, Nick 3-28; Haywood, Cutrell 3-7; Martinez, Kiahn 1-9; Noil, Michael 1-9; Byers, Jed 1-4; Kendall, Logan 1-1.

Penn State-Hamler, KJ 4-115; Shorter, Justin 3-36; Carr, Weston 3-27; Ford, Devyn 3-6; Brown, Journey 2-31; George, Daniel 2-28; Sullivan-Brown, Cam 2-13; Slade, Ricky 1-26; Freiermuth, Pat 1-25; Dotson, Jahan 1-13; Weller, Justin 1-10; Kuntz, Zack 1-8; Strange, Brenton 1-4.

TOP TACKLERS (T-UA-A)

Idaho-Walker, Tre 8-5-3; Nash, Christian 6-3-3; Shannon, Sully 6-2-4; Akanno, Charles 5-5-0; Miller, Robert 5-5-0; Jenkins, Jalan 4-3-1.

Penn State-Wade, Lamont 4-3-1; Mustipher, PJ 4-2-2; Smith, Brandon 3-3-0; Castro-Fields, Tariq 3-3-0; Sutherland, Jonathan 3-2-1; Gross-Matos, Yetur 3-2-1; Luketa, Jesse 3-1-2; Isaac, Adisa 3-1-2; Brooks, Ellis 3-1-2.



45

GAME 2

PENN STATE VS. BUFFALO

13



BEAVER STADIUM | FOX | 9/7/19 | 104,136



SCORING SUMMARY

	1	2	3	4	OT	F
UB	0	10	3	0	-	13
PSU	7	0	28	10	-	45

1st	8:50	PSU	2-37/0:30/0-7
		Dotson, Jahan 28 yd pass from Clifford, Sean (Pinegar kick)	
2nd	9:42	UB	19-69/8:34/3-7
		McNulty, Alex 32 yd field goal	
	0:11	UB	10-96/4:32/10-7
		Bourassa, Julien 6 yd pass from Myers, Matt (McNulty kick)	
3rd	12:58	PSU	10-14
		Reid, John 36 yd interception return (Pinegar kick)	
	11:54	PSU	1-23/0:05/10-21
		Freiermuth, Pat 23 yd pass from Clifford, Sean (Pinegar kick)	
	6:59	UB	10-67/4:55/13-21
		McNulty, Alex 25 yd field goal	
	6:12	PSU	3-65/0:43/13-28
		Cain, Noah 2 yd run (Pinegar kick)	
	2:56	PSU	5-55/1:35/13-35
		Freiermuth, Pat 28 yd pass from Clifford, Sean (Pinegar kick)	
4th	13:58	PSU	7-55/1:54/13-38
		Pinegar, Jake 32 yd field goal	
	3:03	PSU	4-74/1:51/13-45
		Dotson, Jahan 56 yd pass from Clifford, Sean (Pinegar kick)	

TEAM STATS

	UB	PSU
First Downs	22	14
Rushing Yards	184	78
Passing Yards	245	279
Passing (C-A-Int)	16-32-1	16-22-0
Total Offense	429	357
Plays	90	46
Fumbles (#-Lost)	1-1	2-1
Penalties (#-Yards)	8-78	3-25
Possession Time	42:35	17:25
3rd-Down Conv.	10-23	2-9
Red Zone	3-3	2-2
Touchdowns	1	1
Field goals	2	1

OTHER

Time of Game	3:21
Buffalo	1-1, 0-0 MAC
Penn State	2-0, 0-0 Big Ten

GAME RECAP

UNIVERSITY PARK, Pa. – No. 15/14 Penn State scored four touchdowns in the third quarter en route to a 45-13 win over Buffalo in Beaver Stadium.

Penn State trailed Buffalo, 10-7 at the half, but cornerback John Reid returned an interception 36 yards for a touchdown early in the third quarter to swing the momentum in Penn State's favor. Sean Clifford added a pair of touchdowns and Noah Cain rushed for one before the frame ended to establish a 35-13 lead.

Clifford finished the game with four touchdown passes, connecting twice each with Jahan Dotson and Pat Freiermuth.

How It Happened

The Nittany Lions took advantage of a Buffalo fumble on its second offensive possession for their first score. Linebacker Cam Brown caused and forced it at the Bulls' 37-yard line, and then two plays later, Clifford found Dotson in the right corner of the end zone for a 28-yard score.

Buffalo got on the board with a field goal early in the second quarter by Alex McNulty. The 32-yard kick concluded a 19-play, 69-yard drive that consumed 8 minutes, 34 seconds. Buffalo then found the end zone with 11 seconds remaining before the halftime break. A 40-yard completion to Antonio Nunn at the 6-yard line from quarterback Matt Myers setup the score.

Penn State received the second-half kickoff and reached Buffalo 33, but a fumble gave the Bulls the ball back. However, on Buffalo's third play of the drive, Reid jumped a route along the left sideline and went untouched into the end zone for a 36-yard score, his first career pick-six.

After the Nittany Lions forced a three-and-out and followed it with a 22-yard punt return by KJ Hamler and a personal foul penalty setup Penn State at the Bulls' 23. On the first play of the drive, Clifford connected with Freiermuth for his first score of the quarter.

Following a 25-yard field goal by Buffalo, the Nittany Lions answered with a 2-yard touchdown run by Cain. Cain's run was setup by a career-long 58-yard rush along the sideline by Clifford.

The next Penn State drive ended with a 28-yard touchdown reception by Freiermuth. On fourth-and-2, Clifford found Freiermuth on a short pass to the left of the line and the sophomore pulled it in with one hand and took it up the sideline and into the end zone.

A 45-yard reception by Hamler setup Penn State's next score, a 32-yard field goal by Jake Pinegar, early in the fourth quarter. Later in the frame, Clifford connected with Dotson on a 56-yard touchdown to complete the scoring.

Notes

- Penn State won its ninth consecutive non-conference regular season game.
- The Nittany Lions won their 15th straight non-conference regular season home game.
- Penn State has scored 124 points (79 vs. Idaho; 45 vs. Buffalo) in its first two games, the second-highest total in the first two games of the season in school history. In 1894, Penn State opened the season with a combined 132 points in the first two games, scoring 60 against Gettysburg in the opener and 72 vs. Lafayette in the second game.
- Penn State scored 40 points for the 17th time since 2016. By comparison, from 2008 until 2016, the Nittany Lions had 18 40-point outings.
- The Nittany Lions scored 28 points in the third quarter, the most in a single quarter since they scored 35 in the fourth quarter of last season's game at Illinois.
- The 28-point third stanza marked the highest scoring by Penn State in a third quarter since the Nittany Lions had 28 points in the third quarter of the 2017 Rose Bowl Game vs. USC.
- The Nittany Lions are now 52-31 all time in night games, including a 15-10 mark at home.
- Penn State improves to 27-3 against the 2019 football alignment of the Mid-American Conference.
- Penn State's interception return for a touchdown in the third quarter was the first interception returned for a TD since Amani Oruwariye returned an interception 30 yards for a score against Kent State in 2016.
- The 19-play drive allowed by Penn State over the first and second quarter was the longest given up by the Nittany Lions in terms of plays since at least 2002.
- The 8:34 scoring drive by Buffalo was the longest given up by Penn State in terms of time since Texas A&M had an 8:45 field goal drive in the 2007 Alamo Bowl.
- Penn State's 17:28 time of possession is the lowest for the Nittany Lions since at least 1993.
- Sean Clifford becomes the 16th different Penn State quarterback with at least four touchdown passes in a game. The last time was Trace McSorley's four TD passes vs. Georgia State in 2018.
- Pat Freiermuth had career-bests of eight catches and 99 yards receiving. He also tied his personal best with two touchdowns.
- Dotson had a career-best 109 yards receiving, bettering his previous career mark of 58 yards at Rutgers last year.

INDIVIDUAL STATISTICS

RUSHING

Buffalo-Patterson, Jaret 23-71; Marks, Kevin 17-64; McDuffie, Dylan 6-43; Cook, Ron 5-6; Myers, Matt 7-0.

Penn State-Clifford, Sean 11-51; Brown, Journey 6-28; Slade, Ricky 3-8; Cain, Noah 1-2; Ford, Devyn 1-1; TEAM 2-minus 12.

PASSING

Buffalo-Myers, Matt 16-31-1-245; Kyle Vantrease 0-1-0-0.
Penn State-Clifford, Sean 16-22-0-279.

RECEIVING

Buffalo-Nunn, Antonio 5-113; Johnson, Dominic 3-27; Lefebvre, Zac 2-33; Todd, Carlton 2-31; Patterson, Jaret 1-19; Lee, Daniel 1-11; Bourassa, Julien 1-6; Smith, LeMaro 1-5.
Penn State-Freiermuth, Pat 8-99; Dotson, Jahan 4-109; Hamler, KJ 3-62; Shorter, Justin 1-9.

TOP TACKLERS (T-UA-A)

Buffalo-Banks, Joey 9-5-4; Hill, Tyrone 5-4-1; Otwinowski, Matt 5-4-1; Washington, Aapri 4-3-1; Onwuka, Chibueze 4-2-2; Patterson, James 4-1-3; Baker, Roy 2-2-0.
Penn State-Johnson, Jan 14-1-13; Brown, Cam 10-5-5; Parsons, Micah 10-2-8; Castro-Fields, Tariq 8-6-2; Taylor, Garrett 8-2-6; Brisker, Jaquan 7-3-4; Windsor, Robert 5-1-4; Reid, John 4-2-2; Mustipher, PJ 4-2-2.



17

GAME 3

PENN STATE VS. PITTSBURGH

10

Pitt

BEAVER STADIUM | ABC | 9/14/19 | 108,661



SCORING SUMMARY

	1	2	3	4	OT	F
PITT	0	10	0	0	-	10
PSU	7	3	7	0	-	17

1st	8:50	PSU	2-37/0:30/0-7
	Dotson, Jahan 28 yd pass from Clifford, Sean (Pinegar kick)		
1st	4:31	PSU	5-98/2:02/0-7
	Ford, Devyn 1 yd run (Pinegar kick)		
2nd	6:34	PITT	18-85/9:15/3-7
	Kessman, Alex 25 yd field goal		
	2:08	PITT	8-78/3:13/10-7
	Davis, Vincent 3 yd run (Kessman kick)		
	0:01	PSU	11-48/2:03/10-10
	Stout, Jordan 57 yd field goal		
3rd	5:50	PSU	13-88/4:49/10-17
	Cain, Noah 13 yd run (Pinegar kick)		

TEAM STATS

	PITT	PSU
First Downs	20	17
Rushing Yards	25	167
Passing Yards	372	222
Passing (C-A-Int)	35-51-0	14-30-0
Total Offense	396	389
Plays	76	62
Fumbles (#-Lost)	2-0	1-0
Penalties (#-Yards)	2-18	3-40
Possession Time	34:16	25:44
3rd-Down Conv.	5-16	4-13
Red Zone	2-3	2-2
Touchdowns	1	2
Field goals	1	0

OTHER

Time of Game	3:13
Pitt	1-2, 0-1 ACC
Penn State	3-0, 0-0 Big Ten

GAME RECAP

UNIVERSITY PARK, Pa. – No. 13/11 Penn State used a 13-play, 88-yard touchdown drive in the third quarter and a goal line stand late in the fourth to secure a 17-10 victory over Pittsburgh in front of a "Stripe Out" crowd of 108,661.

Penn State's third-quarter scoring drive was capped by a 13-yard touchdown run by freshman running back Noah Cain, which proved to be the game-deciding score. The Nittany Lion defense prevented Pittsburgh from tying it up late, denying the Panthers despite first-and-goal at the 1-yard line. Linebacker Cam Brown forced Pitt quarterback Kenny Pickett to throw the ball away on first and third downs, and safety Garrett Taylor and linebacker Jesse Luketa stuffed Pickett on a rush on second down, leading to a failed 19-yard field goal attempt on fourth down with 4:54 remaining.

Penn State quarterback Sean Clifford threw for 222 yards and the Nittany Lions combined for 167 yards rushing, led by Journey Brown's 109 yards – including an 85-yard run – on 10 carries, Cain's 40 yards and one touchdown on six carries and a touchdown by freshman Devyn Ford.

Pickett led Pitt's offense, completing 35-of-51 passes for 372 yards. He primarily targeted Taysir Mack, who finished with a career-high 12 catches for 125 yards.

The Penn State defense held Pitt to 24 yards rushing on 25 attempts, including minus-6 yards on 10 attempts in the second half. The Panthers managed just 8 yards on 12 plays in the third quarter. Linebacker Micah Parsons led the way with nine tackles (seven solo), including two tackles for loss, while linebackers Brown and Jan Johnson and defensive end Shaka Toney each added second-half sacks.

How It Happened

Pitt started to gain momentum in the latter half of the first quarter, pinning Penn State at its own 2-yard line, but on third-and-9 from the 3, Brown broke through the middle, slipped through a tackle and ran 85 yards to the Pitt 12. After a penalty moved the Lions to the 4, Ford found the end zone after consecutive rushes of 4 and 1 yards, and Penn State took a 7-0 lead with 4:43 on the clock.

Pitt answered to take the lead with an 18-play, 85-yard field goal drive for its first score with 6:43 remaining in the half, and followed that with an eight-play, 78-yard touchdown drive capped by a 3-yard A.J. Davis touchdown run with 2:08 remaining. However, Penn State tied the game at 10-10 in the closing seconds with a school-record 57-yard field goal by Jordan Stout.

The Nittany Lions retook the lead, 17-10, with 5:50 remaining in the third quarter on Cain's touchdown. Pitt threatened with a pair of late fourth quarter drives but was denied both times.

INDIVIDUAL STATISTICS

RUSHING

Pittsburgh-Jacques-Louis, Shockey 1-9; Kenny Pickett 9-7; Davis, Vincent 4-6; Davis, A.J. 8-5; Carter, V'Lique 2-minus 1; TEAM 1-minus 2.

Penn State-Brown, Journey 10-109; Cain, Noah 6-40; Ford, Devyn 5-9; Clifford, Sean 7-5; Slade, Ricky 4-4.

PASSING

Pittsburgh-Pickett, Kenny 35-51-0-372.

Penn State-Clifford, Sean 14-30-0-222.

Notes

- Kickoff time was delayed 34 minutes due to lightning in the area pregame.
- In the 100th all-time meeting, Penn State improved to 53-43-4 against Pitt.
- The Nittany Lions moved to 19-6 all-time at home against Pittsburgh.
- Kickoff time was delayed 34 minutes due to lightning in the area during pregame warm-ups.
- The Nittany Lions won their 16th-straight non-conference regular-season home game.
- Penn State's 17 points in victory were the fewest by the Nittany Lions in a win since a 13-7 win against Indiana in 2014.
- Penn State allowed 24 rushing yards, tied for the third-fewest given up by the Nittany Lions under James Franklin with 24 given up to UCF in 2014. Two of the four lowest rushing yards allowed under Franklin have been established this season, with 4 yards allowed to Idaho previously.
- K Jordan Stout's 57-yard field goal late in the second quarter is a Penn State school record. The old record was held by Chris Bahr, who booted three 55-yard field goals in 1975 at Temple, at Ohio State and at Syracuse.
- In his first career start, RB Journey Brown's 85-yard run was the second-longest non-scoring run in school history. Blair Thomas had a 92-yard rush vs. Syracuse in 1986.
- Brown's 85-yard rush was the longest rush by a Nittany Lion since Saquon Barkley had a 92-yard dash against Washington in the 2017 Fiesta Bowl.
- It was also Penn State's second run of 80 or more yards this season, joining an 81-yard run by Devyn Ford against Idaho.
- Clifford threw for 222 yards for his third-straight 200-yard game, which is tied for 18th on Penn State's career list.
- Cain scored a touchdown for the third-straight game to open his collegiate career. He has four rushing scores this year.
- LB Jan Johnson recorded the first full sack of his career in the third quarter. He had a half-sack last season at Pittsburgh.
- S Garrett Taylor recorded seven tackles to reach the 100-career tackle mark. He now has 101 career stops.
- P Blake Gillikin landed a career-best six punts (out of seven attempts) inside the 20. He previously had three games with four punts landed inside the 20 with the last coming at Pitt in 2018.

RECEIVING

Pittsburgh-Mack, Taysir 12-125; Ffrench, Maurice 8-43; Davis, A.J. 7-94; Griffin-Stewart, Nakia 2-39; Tipton, Tre 2-28; Mathews, Aaron 2-17; Butler-Jenkins, Dontavius 1-27; Gragg, Will 1-minus 1.

Penn State-Hamler, KJ 3-68; Slade, Ricky 2-42; Shorter, Justin 2-29; Dotson, Jahan 2-21; Brown, Journey 1-16; Freiermuth, Pat 1-16; Cain, Noah 1-13; Ford, Devyn 1-9; Sullivan-Brown, Cam 1-8.

TOP TACKLERS (T-UA-A)

Pittsburgh-Ford, Paris 11-6-5; Hamlin, Damar 7-5-2; Twyman, Jaylen 6-3-3; Brightwell, Saleem 5-2-3; Johnson, Kylan 5-0-5; Campbell, Phil 4-2-2; Baldonado, Habakkuk 4-1-3.
Penn State-Parsons, Micah 9-7-2; Taylor, Garrett 7-6-1; Brown, Cam 7-3-4; Sutherland, Jonathan 5-4-1; Johnson, Jan 5-4-1; Castro-Fields, Tariq 5-3-2; Toney, Shaka 5-2-3.



59

GAME 4

PENN STATE AT MARYLAND

0



CAPITAL ONE FIELD AT MARYLAND STADIUM | FS1 | 9/27/19 | 53,288



SCORING SUMMARY

	1	2	3	4	OT	F
PSU	14	24	7	14	-	59
UMD	0	0	0	0	-	0
1st	12:55 PSU Clifford, Sean 8 yd run (Pinegar, Jake kick)	1-8/0:04/7-0				
	9:36 PSU Hamler, KJ 58 yd pass from Clifford, Sean (Pinegar kick)	3-59/1:12/14-0				
2nd	13:23 PSU Slade, Ricky 3 yd run (Pinegar kick)	11-95/4:56/21-0				
	9:40 PSU Bowers, Nick 15 yd pass from Clifford, Sean (Pinegar kick)	6-73/2:21/28-0				
	3:04 PSU Brown, Journey 37 yd pass from Clifford, Sean (Pinegar kick)	8-88/2:40/35-0				
	0:00 PSU Pinegar, Jake 21 yd field goal	11-75/1:51/38-0				
3rd	7:16 PSU Brown, Journey 1 yd run (Pinegar kick)	6-94/2:38/45-0				
4th	6:37 PSU Levis, Will 5 yd run (Pinegar kick)	5-33/3:00/52-0				
	0:49 PSU Levis, Will 8 yd run (Pinegar kick)	7-44/4:44/59-0				

TEAM STATS

	PSU	UMD
First Downs	30	10
Rushing Yards	198	60
Passing Yards	421	68
Passing (C-A-Int)	29-40-1	11-24-2
Total Offense	619	128
Plays	81	58
Fumbles (#-Lost)	1-0	2-1
Penalties (#-Yards)	8-81	9-85
Possession Time	33:25	26:35
3rd-Down Conv.	9-13	4-15
Red Zone	7-7	0-1
Touchdowns	6	1
Field goals	1	0

OTHER

Time of Game	3:18
Penn State	4-0, 1-0 Big Ten
Maryland	2-2, 0-1 Big Ten

GAME RECAP

COLLEGE PARK, Md. – Quarterback Sean Clifford threw for 398 yards and three touchdowns in less than three quarters of action to lead the No. 12/11 Nittany Lions past Maryland, 59-0, on Friday night.

It was career night for Clifford as he set personal bests with 26 completions on 31 attempts for 398 yards, including a Penn State-record 287 yards in the first half. Three of his throws went for touchdowns and he earned his first career rushing touchdown on the Lions' first play from scrimmage.

Will Levis relieved Clifford with 5:45 remaining in the third quarter and added 23 passing yards to give Penn State 421 yards for the night, ranking as the second-most in program history (behind Christian Hackenberg's 454 passing yards against UCF in 2014) and the most in a Big Ten game in program history.

Thirteen different Lions caught a pass, led by a career-high six receptions by KJ Hamler, who finished with 108 yards receiving and a 58-yard touchdown reception.

In total, Penn State's 619 yards of total offense were its third-most in a Big Ten game all-time.

On defense, Penn State yielded just 128 yards, its second-fewest in a Big Ten game all-time. Jan Johnson and Tariq Casto-Fields both hauled in interceptions that led to Penn State touchdown drives and Ellis Brooks led the unit with six tackles and 2.5 sacks.

How It Happened

Johnson intercepted Maryland quarterback Josh Jackson on the Terps' fifth play from scrimmage, returning it 17 yards to the Maryland 32, and penalties on the play and after the play gave the Nittany Lions the ball at the Maryland 8-yard line. Clifford called his own number on the first play and scampered untouched into the end zone for a quick 7-0 lead.

The Penn State defense forced a three-and-out on Maryland's next possession, and the Lions went up 14-0 on an electrifying 58-yard touchdown reception by Hamler with 9:28 remaining in the first quarter. Maryland threatened on its next drive, but Casto-Fields intercepted Jackson at the goal line, setting up a 95-yard touchdown drive that stretched into the second quarter. Ricky Slade capped the drive with a 3-yard touchdown run for a 21-0 lead.

Nick Bowers caught a 15-yard touchdown pass with 9:40 remaining in the half. Journey Brown turned a check-down pass into a 37-yard touchdown with 3:04 remaining and Jake Pinegar kicked a 21-yard field goal as time expired for a 38-0 halftime lead.

Brown added a touchdown on the ground in the third quarter and Levis rushed for two touchdowns in the fourth quarter for the final margin.

INDIVIDUAL STATISTICS

RUSHING

Penn State-Clifford, Sean 7-54; Ford, Devyn 7-43; Levis, Will 6-38; Slade, Ricky 8-28; Brown, Journey 5-21; Cain, Noah 7-17; TEAM 1-minus 3.
Maryland-McFarland, Anthony 9-24; Fleet-Davis, Tayon 5-12; Leake, Javon 6-10; Harrison, Lorenzo 1-8; Pigrome, Tyrell 2-4; Jackson, Josh 11-2.

PASSING

Penn State-Clifford, Sean 26-31-1-398; Levis, Will 3-8-0-23; TEAM 0-1-0-0.
Maryland-Jackson, Josh 10-21-2-65; Pigrome, Tyrell 1-3-0-3.

Notes

- Penn State is 14-13 in Big Ten openers and 10-8 in Big Ten road openers.
- The Nittany Lions are 16-9-1 in Friday regular-season games, including an 8-4 record in road Friday regular-season games.
- Penn State improved to 40-2-1 overall against Maryland and 14-1 all-time on the road.
- The Nittany Lions posted their first shutout since the Georgia State game in 2017, first Big Ten shutout since 2016 (seventh overall in Big Ten play) and first of Maryland since 1970.
- It was also Penn State's largest road shutout since beating Fordham, 75-0, in 1947 and largest shutout in a Big Ten game.
- The Nittany Lions' 619 total yards are the third-most in a Big Ten game for PSU and are seventh in program history. The 619 yards are the most since the 1994 season (689, Minnesota; 653, Michigan State).
- Penn State's 30 first downs are tied for seventh in a Big Ten game in program history.
- Penn State's 421 passing yards are the most for the Nittany Lions in a Big Ten game, breaking the mark of 419 set against Michigan State in 2008, and rank second in program history behind the 454 yards against UCF in 2014.
- The 128 yards of total offense allowed rank second in a Big Ten game in program history behind the 87 yards allowed to Rutgers in 2016.
- The 68 passing yards allowed are tied the seventh-fewest given up by the Nittany Lions in a Big Ten game.
- Penn State has outscored Maryland 159-10 in the last three meetings in College Park.
- Penn State converted its first seven third down attempts and finished 9-for-13 on the night.
- QB Sean Clifford had 287 passing yards in the first half to break the Penn State record of 258 yards by Trace McSorley against Georgia State in 2017. McSorley, now a Baltimore Raven, was in attendance.
- Clifford had his first career 300-yard passing game with a career-high 398 passing yards to surpass his previous high of 280 against Idaho to open the season.
- Clifford's 398 yards rank third in Penn State single-game history, behind Christian Hackenberg (454; vs. UCF, 2014) and Zack Mills (399, vs. Iowa, 2002).
- Hamler became the 33rd Nittany Lion to reach 1,000 career receiving yards with a 58-yard touchdown catch on Penn State's second offensive drive.

RECEIVING

Penn State-Hamler, KJ 6-108; Sullivan-Brown, Cam 5-35; Slade, Ricky 3-22; Dotson, Jahan 3-20; Bowers, Nick 2-70; Brown, Journey 2-41; Freiermuth, Pat 2-22; Chisena, Dan 1-40; Ford, Devyn 1-15; Lutz, Isaac 1-15; Shorter, Justin 1-14; Kuntz, Zack 1-10; Cain, Noah 1-9.
Maryland-Fleet-Davis, Tayon 3-11; McFarland, A. 3-7; Mabry, T. 2-14; Demus, Dontay 1-18; Savoy, Sean 1-15; Cobbs, Brian 1-3.

TOP TACKLERS (T-UA-A)

Penn State-Brooks, Ellis 6-4-2; Gross-Matos, Yetur 5-5-0; Luketa, Jesse 5-5-0; Taylor, Garrett 4-4-0; Isaac, Adisa 4-3-1; Brisker, Jaquan 3-3-0; Brown, Cam 3-1-2; Simmons, Shane 3-1-2; Sutherland, Jonathan 3-1-2.
Maryland-Brooks, Antoine 6-6-0; Campbell, Chance 6-5-1; Mosley, Jordan 5-5-0; Eley, Ayinde 5-3-2; Smith, Shaq 4-4-0; Ellis, Tino 4-3-1; Davis, Isaiah 4-3-1; Jones, Keandre 3-3-0; Rogers, Lawtez 3-2-1; Jones, Deon 3-2-1, Cross, Nick 3-2-1.



35

GAME 5

PENN STATE VS. PURDUE

7 **P**

BEAVER STADIUM | ESPN | 10/5/19 | 106,536



SCORING SUMMARY

	1	2	3	4	OT	F
PUR	0	7	0	0	-	7
PSU	21	7	0	7	-	35

1st	10:22	PSU	6-56/2:32/0-7
	7:04	PSU	5-33/2:14/0-14
		Clifford, Sean 3 yd run (Pinegar kick)	
	5:20	PSU	2-71/0:51/0-21
		Dotson, Jahan 72 yd pass from Clifford, Sean (Pinegar kick)	
2nd	14:17	PSU	7-65/3:41/0-28
		Freiermuth, Pat 7 yd pass from Clifford, Sean (Pinegar kick)	
	7:18	PUR	5-62/2:35/7-28
		Anderson Jr., Amad 15 yd pass from Plummer, Jack (Dellinger kick)	
4th	5:44	PSU	7-8/2:09/7-35
		Noah Cain 2 yd run (Pinegar kick)	

TEAM STATS

	PUR	PSU
First Downs	8	24
Rushing Yards	-19	196
Passing Yards	123	264
Passing (C-A-Int)	14-28-0	20-29-1
Total Offense	104	460
Plays	56	75
Fumbles (#-Lost)	2-1	3-2
Penalties (#-Yards)	7-37	4-49
Possession Time	26:22	33:38
3rd-Down Conv.	1-14	8-15
Red Zone	1-1	3-4
Touchdowns	1	3
Field goals	0	0

OTHER

Time of Game	3:26
Penn State	5-0, 2-0 Big Ten
Purdue	1-4, 0-2 Big Ten

GAME RECAP

UNIVERSITY PARK, Pa. – A fast start on offense and a voracious pass rush that totaled 10 sacks led Penn State to a 35-7 victory over Purdue.

In the game's first 16 minutes, Penn State built a 28-0 lead as Sean Clifford was responsible for four touchdowns, rushing for one and throwing three, while the defense held Purdue to just 1 yard. For the game, the Nittany Lions held the Boilers to 104 total yards and minus-19 rushing yards.

Clifford completed 11-of-14 pass attempts for 205 yards three touchdowns and an interception in the first half and finished 20-for-29 with 264 passing yards. Noah Cain paced the Nittany Lions' run game with 105 rushing yards on 12 carries and a touchdown.

Penn State sacked Purdue quarterback Jack Plummer 10 times, led by the defensive end duo of Shaka Toney with three and Yetur Gross-Matos adding two, and also limited him to 13-of-27 passing for 119 yards.

Additionally, safety Lamont Wade finished with a career-high 11 tackles, including a sack and a pass breakup.

How It Happened

A Toney sack secured a Purdue three-and-out to start the game, and the Nittany Lion offense responded with a six-play, 56-yard touchdown drive that concluded a 23-yard touchdown reception by KJ Hamler.

Toney forced another three-and-out on Purdue's next possession with a third-down sack, and Hamler returned the ensuing punt 26 yards to the Purdue 33 to set up another touchdown drive. Clifford rushed across the goal line from the 3-yard line on third-and-2 with 7:04 remaining in the first quarter.

After kicking off, Penn State forced its third-straight three-and-out and then needed just two plays to score again. Jahan Dotson scored on a 72-yard reception, catching the pass at midfield and weaving through the Boiler defense with the help of some downfield blocking.

The Nittany Lions' next offensive drive was keyed by a 48-yard reception by Nick Bowers to the Purdue 9. After switching ends after the first quarter, Clifford connected with Pat Freiermuth on a 7-yard touchdown reception.

Penn State's touchdown streak was halted by an interception by Simeon Smiley with 10 minutes remaining in the second quarter, which was returned 15 yards to the Purdue 38. The return setup a touchdown drive as Plummer connected with Amad Anderson for a 15-yard touchdown catch. The drive featured Plummer's first three completions of the game after starting 0-for-7.

The third quarter was scoreless, as was the fourth quarter, until Cain's rushing touchdown up the middle from 2 yards out with 5:41 remaining. Eighty-two of Cain's 105 yards on the ground came in the fourth quarter alone.

Penn State's defense allowed just 55 total yards and held Purdue to 0-of-6 on third down in the second half.

INDIVIDUAL STATISTICS

RUSHING

Purdue-Doerue King 11-26; Anthrop, Jackson 2-20; Horvath, Zander 1-0; Plummer, Jack 14-minus 65.
Penn State-Cain, Noah 12-105; Ford, Devyn 7-38; Clifford, Sean 11-33; Brown, Journey 5-21; Levis, Will 2-7; Dotson, Jahan 1-4; Slade, Ricky 4-2; TEAM 2-minus 5; Hamler, KJ 2-minus 9.

PASSING

Purdue-Plummer, Jack 13-27-0-119; O'Connell, Aidan 1-1-0-4.
Penn State-Clifford, Sean 20-29-1-264.

Notes

- Penn State leads the series with Purdue 15-3-1.
- The Nittany Lions moved to 9-1 all-time on the home against Purdue.
- Penn State is now 72-23-5 in 100 Homecoming games.
- The win marked Coach James Franklin's 50th win at Penn State. Franklin is the second-fastest coach to 50 wins in Penn State history, trailing only Joe Paterno, who had 50 wins in his first 61 games as head coach.
- The Nittany Lions' 21 first quarter points were the most in an opening stanza since scoring 21 vs. Kent State in the first quarter last season and the most first quarter points in a Big Ten game since notching 28 vs. Indiana in the opening stanza of 2017.
- Penn State held Purdue to minus-19 yards rushing, the fewest rushing yards allowed by a Nittany Lion defense since holding Maryland to minus-32 in 1978.
- The minus-19 yards rushing is the fewest allowed by Penn State in a Big Ten game. The previous low was minus-12 yards rushing allowed to Purdue in 1998.
- The minus-19 yards rushing allowed is the fifth-fewest rushing yards allowed by Penn State since 1947.
- The 104 yards allowed by Penn State is the second-lowest total in a Big Ten game and the fewest since giving up 87 to Rutgers in 2016.
- The 104 yards allowed are the third-fewest since 2000.
- Penn State has now held three opponents under 150 yards of total offense this season (145, Idaho; 128, Maryland; 104, Purdue). This is the first time since at least 1971 the Nittany Lions have held three opponents to less than 150 yards in a season.
- The Nittany Lions recorded 10 sacks, the most for Penn State since the school record of 11 against Illinois in 1999. The 10 sacks are the most by a Big Ten team since Ohio State had 10 sacks against Wisconsin in 2007.
- Penn State's missed field goal in the second quarter marked the first time the Nittany Lions did not convert a red zone trip this season. Including two trips to the red zone before the missed field goal, Penn State had been 21-21 this season and the Nittany Lions finished the day at 22-23 for the year.
- Clifford is the third Penn State quarterback to have three games with 250 or more passing yards and three or more passing touchdowns in a season, joining Trace McSorley (2017, 4 games) and Christian Hackenberg (2013, 3 games).

RECEIVING

Purdue-Anthrop, Jackson 7-41; Bell, David 3-56; Anderson Jr., Amad 1-15; Durham, Payne 1-8; Hopkins, Brycen 1-3; Armour, Alfred 1-0.
Penn State-Bowers, Nick 3-66; Hamler, KJ 3-41; Cain, Noah 3-25; Freiermuth, Pat 3-16; Dotson, Jahan 2-79; George, Daniel 2-31; Brown, Journey 2-1; Chisena, Dan 1-6; Slade, Ricky 1-minus 1.

TOP TACKLERS (T-UA-A)

Purdue-Holt, Ben 11-5-6; Alexander, Jalen 10-6-4; Karlaftis, George 8-5-3; Mosley, Navon 8-4-4; Graham, Jalen 7-2-5; Trice, Cory 4-2; Thieneman, Brennan 5-2-3; Smiley, Simeon 4-2-2; Higgins, Kai 3-1-2; Watts, Anthony 3-0-3.
Penn State-Wade, Lamont 11-4-7; Parsons, Micah 5-3-2; Toney, Shaka 4-4-0; Smith, Brandon 4-2-2; Luketa, Jesse 3-3-0; Brown, Cam 3-1-2; Gross-Matos, Yetur 2-2-0; Brooks, Ellis 2-1-1; Reid, John 2-1-1; Isaac, Adisa 2-0-2.

**DAMION BARBER** 90

Defensive Line | 6-3 | 290
Junior/Sophomore
Harrisburg, Pa./Harrisburg
Major: African American Studies

» 2019

Season: Appeared in four games.

Buffalo (9/7): Assisted on two tackles.

» 2019 GAME-BY-GAME

Tackles (Solo-Assisted-Total)

IDAHO DNP; BUFFALO 0-2-2; PITTSBURGH 0-0-0; at Maryland 0-0-0; PURDUE 0-0-0.

» BARBER'S CAREER STATISTICS & GAME HIGHS

	UA-A	TK	FF	FR	I	PBU	SACK	TFL
2018	-	-	-	-	-	-	-	-
2019	0-2	2	-	-	-	-	-	-
CAREER	0-2	2	-	-	-	-	-	-

Tackles 2; Buffalo, 9/7/19

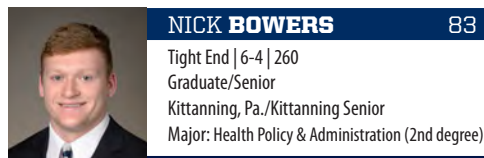
**HAKEEM BEAMON** 51

Defensive End | 6-3 | 259
Freshman/Freshman
Midlothian, Va./Manchester
Major: Division of Undergraduate Studies

» 2019

Season: Appeared in one game...One of 28 players to make their collegiate debut...One of 18 true freshmen to play.

at Maryland (9/27): Tabbed the Coaching Staff's Developmental Squad Defensive Player of the Week.

**NICK BOWERS** 83

Tight End | 6-4 | 260
Graduate/Senior
Kittanning, Pa./Kittanning Senior
Major: Health Policy & Administration (2nd degree)

» 2019

Awards: Named to the Pro Football Focus Big Ten Team of the Week first team after the Maryland (9/27) game.

Season: Appeared in five games, making two starts...One of 12 players to make their first career start...One of six players to have earned their degree before the 2019 season...Graduated with a degree in labor & employment relations in May 2019.

at Maryland (9/27): Caught two passes for a career-best 70 yards...Had a 15-yard touchdown grab in the second quarter...Added a career-long 55-yard reception in the third quarter. **Purdue (10/5):** Tied a career high with three receptions for 66 yards...Had a 48-yard reception in the first quarter.

» 2019 GAME-BY-GAME

Receiving (Receptions-Yards-TD)

IDAHO 0-0-0; BUFFALO 0-0-0; PITTSBURGH 0-0-0; at Maryland 2-70-1; PURDUE 3-66-0.

» BOWERS' CAREER STATISTICS & GAME HIGHS

	Att.-Yds.	Avg.	TD	LG	Rec.-Yds.	Avg.	TD	LG
2016					Did not see any game action.			
2017	-	-	-	-	1-15	15.0	1	15
2018	-	-	-	-	6-50	8.3	1	25
2019	-	-	-	-	5-136	27.2	1	55
CAREER	-	-	-	-	12-201	16.8	3	55

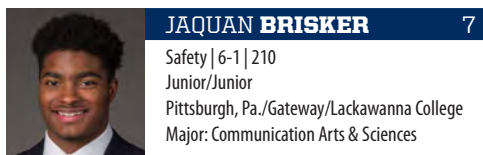
Receptions 3; Three Times: Last Purdue, 10/5/19

Receiving Yards 70; at Maryland, 9/27/19

Receiving Touchdowns 1; Three Times: Last at Maryland, 9/27/19

Longest Reception 55 yards; at Maryland, 9/27/19

Note: Has one career tackle (vs. Michigan, 2018)

**JAQUAN BRISKER** 7

Safety | 6-1 | 210
Junior/Junior
Pittsburgh, Pa./Gateway/Lackawanna College
Major: Communication Arts & Sciences

» 2019

Season: Appeared in five games...One of 33 players to make their Penn State debut.

Idaho (8/31): Assisted on one tackle. **Buffalo (9/7):** Collected seven tackles, including one tackle for loss. **at Maryland (9/27):** Recorded three tackles. **Purdue (10/5):** Had one tackle...Recorded first career pass breakup.

» 2019 GAME-BY-GAME

Tackles (Solo-Assisted-Total)

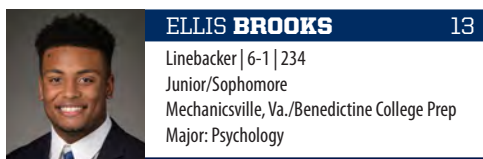
IDAHO 0-1-1; BUFFALO 3-4-7; PITTSBURGH 0-0-0; at Maryland 3-0-3; PURDUE 0-1-1.

» BRISKER'S CAREER STATISTICS & GAME HIGHS

	UA-A	TK	FF	FR	I	PBU	SACK	TFL
2019	6-6	12	-	-	-	1	-	1.0-8
CAREER	6-6	12	-	-	-	1	-	1.0-8

Tackles 7; Buffalo, 9/7/19

Pass Breakups 1; Purdue, 10/5/19

**ELLIS BROOKS** 13

Linebacker | 6-1 | 234
Junior/Sophomore
Mechanicsville, Va./Benedictine College Prep
Major: Psychology

» 2019

Awards: Tabbed to the Pro Football Focus Big Ten Team of the Week first team after the Maryland (9/27) game.

Season: Appeared in five games.

Idaho (8/31): Made three stops. **Buffalo (9/7):** Registered two tackles. **Pittsburgh (9/14):** Recorded a tackle for loss and a QB hurry. **at Maryland (9/27):** Collected a team-high six tackles, which tied his personal best...Set career highs with 2.5 tackles for loss and 2.5 sacks...Named the Coaching Staff's Defensive Player of the Week. **Purdue (10/5):** Registered two tackles.

» 2019 GAME-BY-GAME

Tackles (Solo-Assisted-Total)

IDAHO 1-2-3; BUFFALO 1-1-2; PITTSBURGH 1-0-1; at Maryland 4-2-6; PURDUE 1-1-2.

» BROOKS' CAREER STATISTICS & GAME HIGHS

	UA-A	TK	FF	FR	I	PBU	SACK	TFL
2018	19-11	30	-	-	1	-	0.5-2	1.5-3
2019	8-6	14	-	-	-	-	2.5-17	3.5-22
CAREER	27-17	44	-	-	1	-	3.0-19	5.0-25

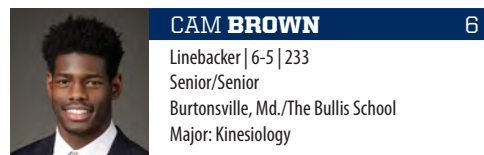
Tackles 6; Twice: Last at Maryland, 9/27/19

Tackles for Loss 2.5; Maryland, 9/27/19

Sacks 2.5; at Maryland, 9/27/19

Interceptions 1; at Illinois, 9/21/18

Interception Return 28 yards; at Illinois, 9/21/18

**CAM BROWN** 6

Linebacker | 6-5 | 233
Senior/Senior
Burtonsville, Md./The Bullis School
Major: Kinesiology

» 2019

Awards: Tabbed on the Butkus Award preseason watch list.

Season: Appeared in five games, including four starts...Selected as a team captain.

Rankings: Sits 34th in the FBS and 10th in the Big Ten with one fumble recovery.

Idaho (8/31): Recorded one solo tackle. **Buffalo (9/7):** Matched a career high with 10 tackles...Forced and recovered a fumble in the first quarter...Tabbed the coaching staff's Defensive Player of the Week. **Pittsburgh (9/14):** Collected seven tackles...Made 1.5 tackles for loss, including a solo sack...Added a pass breakup and two QB hurries. **at Maryland (9/27):** Registered three tackles. **Purdue (10/5):** Posted three tackles.

» 2019 GAME-BY-GAME

Tackles (Solo-Assisted-Total)

IDAHO 1-0-1; BUFFALO 5-5-10; PITTSBURGH 3-4-7; at Maryland 1-2-3; PURDUE 1-2-3.

» C. BROWN'S CAREER STATISTICS & GAME HIGHS

	UA-A	TK	FF	FR	I	PBU	SACK	TFL
2016	14-19	33	-	-	-	-	0.5-1	1.5-2
2017	16-15	31	-	-	-	1	0.5-4	1.5-8
2018	41-22	63	3	-	-	6	2.0-8	6.5-22
2019	11-13	24	1	1	-	1	1.0-2	1.5-5
CAREER	82-69	151	4	1	-	8	4.0-15	11.0-37

Tackles 10; Twice: Last Buffalo, 9/7/19

Sacks 1.0; Twice: Last Pittsburgh, 9/14/19

Tackles for Loss 2.0; Kent State, 9/15/18

Forced Fumbles 1; Four Times: Last Buffalo, 9/7/19

Forced Recovered 1; Buffalo, 9/7/19

Pass Breakups 1; Eight Times: Last Pittsburgh, 9/14/19

Blocked Kicks 1 (punt); Ohio State, 10/22/16

10+ Tackle Games 2; Last: Buffalo, 9/7/19

**DJ BROWN** 24

Cornerback | 5-10 | 183
Junior/Sophomore
College Park, Ga./Creekside
Major: Criminology

» 2019

Season: Appeared in five games...One of 28 players to make their collegiate debut.

Idaho (8/31): Registered one tackle and one pass breakup. **Purdue (10/5):** Recorded first career forced fumble in the fourth quarter...Had one tackle.

» 2019 GAME-BY-GAME

Tackles (Solo-Assisted-Total)

IDAHO 1-0-1; BUFFALO 0-0-0; PITTSBURGH 0-0-0; at Maryland 0-0-0; PURDUE 1-0-1.

» D. BROWN'S CAREER STATISTICS & GAME HIGHS

	UA-A	TK	FF	FR	I	PBU	SACK	TFL
2018								
2019	2-0	2	1	-	-	1	-	-
CAREER	2-0	2	1	-	-	1	-	-

Tackles 1; Twice: Last Purdue, 10/5/19

Forced Fumbles 1; Purdue, 10/5/19

Pass Breakups 1; Idaho, 8/31/19

**JOURNEY BROWN**

4

Running Back | 5-11 | 206
Junior/Sophomore
Meadville, Pa./Meadville
Major: Recreation, Park & Tourism Management

» CAREER NOTES & RECORDS

Game: Had a career-long 85-yard run vs. Pitt (9/14/19), the second-longest non-scoring run in program history (Blair Thomas 92-yard run vs. Syracuse, 1986).

» 2019

Season: Appeared in five games, making three starts...One of 12 players to make their first career start.

Rankings: Ranks ninth in the Big Ten with three four total touchdowns.

Idaho (8/31): Rushed for 38 yards on five carries...Earned first career multi-touchdown game, finding the end zone on 2- and 23-yard runs... Caught two passes for 31 yards, including an 18-yard reception. **Buffalo (9/7):** Gained 28 yards on six carries...Blocked a punt in the third quarter. **Pittsburgh (9/14):** Rushed for 109 yards on 10 carries...Recorded first career 100-yard game...Had a career-long 85-yard run, the second-longest non-scoring run in program history (Blair Thomas 92-yard run vs. Syracuse, 1986)...Added a 16-yard catch...Selected as the Coaching Staff's Offensive Player of the Week. **at Maryland (9/27):** Rushed for 21 yards on five carries, including a 1-yard score...Posted a career-high 41 yards on two catches...Scored on a career-long 37-yard reception. **Purdue (10/5):** Had five carries for 21 yards...Hauled in two catches.

» 2019 GAME-BY-GAME*Rushing (Carries-Yards-TD)*

IDAHO 5-38-2; BUFFALO 6-28-0; PITTSBURGH 10-109-0; at Maryland 5-21-1; PURDUE 5-21-0.

Receiving (Receptions-Yards-TD)

IDAHO 2-31-0; BUFFALO 0-0-0; PITTSBURGH 1-16-0; at Maryland 2-41-1; PURDUE 2-1-0.

» J. BROWN'S CAREER STATISTICS & GAME HIGHS

	Att.-Yds.	Avg.	TD	LG	Rec.-Yds.	Avg.	TD	LG
2018	8-44	5.5	1	8	1-9	9	-	9
2019	31-217	7.0	3	85	7-89	12.7	1	37
CAREER	39-261	6.7	4	85	8-98	12.3	1	18

Rushing Attempts..... 10; Pittsburgh, 9/14/19

Rushing Yards..... 109; Pittsburgh, 9/14/19

Rushing Touchdowns..... 2; Idaho, 8/31/19

Longest Rush..... 85 yards; Pittsburgh, 9/14/19

100-yard Rushing Games..... 1; Pittsburgh, 9/14/19

2 or More Rushing Touchdowns..... 1; Idaho, 8/31/19

Receptions..... 2; Three Times: Last Purdue, 10/5/19

Receiving Yards..... 41; Maryland, 9/27/19

Receiving Touchdowns..... 1; Maryland, 9/27/19

Longest Reception..... 37 yards; Maryland, 9/27/19

Rushing and Receiving Touchdown Games..... 1; Maryland, 9/27/19

Note: Has one career tackle (at Illinois, 2018)...Has one career blocked punt (vs. Buffalo, 2019).

**NOAH CAIN**

21

Running Back | 5-10 | 206
Freshman/Freshman
Baton Rouge, La./IMG Academy (Fla.)
Major: Division of Undergraduate Studies

» 2019

Season: Appeared in five games...One of 28 players to make their collegiate debut...One of 18 true freshmen to play...Became the first PSU freshman with two rushing touchdowns in a season opener (vs. Idaho) since Stephfon Green vs. Coastal Carolina in 2008.

Rankings: Ranks sixth in the Big Ten, and 27th in the country, with five rushing touchdowns...Sits 49th in the nation and sixth in the Big Ten with five total touchdowns.

Idaho (8/31): Gained 44 yards on nine carries...Scored touchdowns on 3- and 9-yard runs...Was the first PSU freshman with two touchdowns in a game since Ricky Slade against Maryland in 2018...Became the first PSU freshman with two rushing touchdowns in a season opener since Stephfon Green scored twice vs. Coastal Carolina in 2008. **Buffalo (9/7):** Scored on a 2-yard run in the third quarter. **Pittsburgh (9/14):** Rushed for 40 yards on six carries...Found the end zone on a 13-yard run...Added a 13-yard reception. **at Maryland (9/27):** Ran for 17 yards on seven carries...Had a 9-yard catch. **Purdue (10/5):** Rushed for 105 yards and a touchdown on 12 carries...Earned first career 100-yard game...Scored on a 2-yard run in the fourth quarter...Had a career-long 27-yard rush in the fourth quarter... Had five carries for 65 yards on PSU's final scoring drive...Added a career-best three catches for 25 yards...Had a career-long 20-yard reception in the second quarter.

» 2019 GAME-BY-GAME*Rushing (Carries-Yards-TD)*

IDAHO 9-44-2; BUFFALO 1-2-1; PITTSBURGH 6-40-1; at Maryland 7-17-0; PURDUE 12-105-1.

Receiving (Receptions-Yards-TD)

IDAHO 0-0-0; BUFFALO 0-0-0; PITTSBURGH 1-13-0; at Maryland 1-9-0; PURDUE 3-25-0.

» CAIN'S CAREER STATISTICS & GAME HIGHS

	Att.-Yds.	Avg.	TD	LG	Rec.-Yds.	Avg.	TD	LG
2019	35-210	5.9	5	27	5-47	9.4	-	20
CAREER	35-210	5.9	5	27	5-47	9.4	-	20

Rushing Attempts..... 12; Purdue, 10/5/19

Rushing Yards..... 105; Purdue, 10/5/19

Rushing Touchdowns..... 2; Idaho, 8/31/19

Longest Rush..... 27; Purdue, 10/5/19

2 or More Rushing Touchdowns..... 1; Idaho, 8/31/19

100-yard Rushing Games..... 1; Purdue (105), 10/5/19

Receptions..... 3; Purdue, 10/5/19

Receiving Yards..... 25; Purdue, 10/5/19

Longest Reception..... 20; Purdue, 10/5/19

All-Purpose Yards..... 130; Purdue, 10/5/19

**WESTON CARR**

23

Wide Receiver | 6-2 | 202
Graduate/Senior
Benicia, Calif./Benicia
Major: Educational Leadership (master's)

» 2019

Season: Appeared in two games...One of 33 players to make their Penn State debut...Graduate transfer from Azusa Pacific...Graduated with a degree in sociology.

Idaho (8/31): Caught three passes for 27 yards in his Nittany Lion debut.

» 2019 GAME-BY-GAME*Receiving (Receptions-Yards-TD)*

IDAHO 3-27-0; BUFFALO DNP; PITT DNP; at Maryland 0-0-0; PURDUE DNP.

» CARR'S CAREER STATISTICS & GAME HIGHS

	Att.-Yds.	Avg.	TD	LG	Rec.-Yds.	Avg.	TD	LG
2016*	1-(-7)	-7.0	-	-7	48-905	18.9	9	85
2017*	-	-	-	-	86-1458	16.9	15	87
2018*	1-(-6)	-6.0	-	-6	33-644	19.5	12	75
2019	-	-	-	-	3-27	9.0	-	11
CAREER	2-(-13)	-6.5	-	-6	170-3032	17.8	36	87

Receptions..... 13; Humboldt State, 9/9/17*

Receiving Yards..... 203; Colorado Mesa, 11/11/17*

Receiving Touchdowns..... 4; Central Washington, 10/29/16*

Long Reception..... .87; Colorado Mesa, 11/11/17*

Rushing Attempts..... 1; Twice, Last: at Tarleton State, 11/17/18*

Rushing Yards..... -6; at Tarleton State, 11/17/18*

Longest Rush..... -6 yards; at Tarleton State, 11/17/18*

*Played at Azusa Pacific (2016-18).

**TARIQ CASTRO-FIELDS**

5

Cornerback | 6-0 | 197
Junior/Junior
Upper Marlboro, Md./Riverdale Baptist School
Major: Sociology

» 2019

Awards: Named to the Pro Football Focus Big Ten Team of the Week second team after the Maryland (9/27) game.

Season: Made five starts.

Idaho (8/31): Registered three tackles, including a tackle for loss. **Buffalo (9/7):** Recorded a career-best eight tackles, including one for loss...Added two pass breakups. **Pittsburgh (9/14):** Made five stops...Had a solo tackle for loss. **at Maryland (9/27):** Picked off a pass in the first quarter to stop Maryland in the end zone...Returned the interception for 5 yards...Added two pass breakups...Tabbed the Coaching Staff's Defensive Player of the Week. **Purdue (10/5):** Secured one tackle.

» 2019 GAME-BY-GAME*Tackles (Solo-Assisted-Total)*

IDAHO 3-0-3; BUFFALO 6-2-8; PITTSBURGH 3-2-5; at Maryland 0-0-0; PURDUE 1-0-1.

» CASTRO-FIELDS' CAREER STATISTICS & GAME HIGHS

	UA-A	TK	FF	FR	I	PBU	SACK	TFL
2017	9-1	10	1	-	1	3	-	2.0-8
2018	21-11	32	-	-	-	7	1.0-2	5.0-8
2019	13-4	17	-	-	1	4	-	3.0-4
CAREER	43-16	59	1	-	2	14	1.0-2	10.0-20

Tackles..... 8; Buffalo, 9/7/19

Tackles for Loss..... 1.5; Twice: Last vs. Kentucky, 1/1/19

Sacks..... 1.0; vs. Kentucky, 1/1/19

Forced Fumbles..... 1; at Maryland, 11/25/17

Interceptions..... 1; Twice: Last at Maryland, 9/27/19

Pass Breakups..... 3; at Michigan State, 11/4/17

**DAN CHISENA**

88

Wide Receiver | 6-3 | 202
5th year/Senior
Downingtown, Pa./Downingtown East
Major: Security and Risk Analysis

» 2019

Season: Appeared in four games...Earned a scholarship at the 2019 Blue-White game following a touchdown catch.

at Maryland (9/27): Hauled in a 40-yard grab in the first quarter for his first career reception. **Purdue (10/5):** Caught 6-yard pass.

» 2019 GAME-BY-GAME*Receiving (Receptions-Yards-TD)*

IDAHO 0-0-0; BUFFALO DNP; PITTSBURGH 0-0-0; at Maryland 1-40-0; PURDUE 1-6-0.

» CHISENA'S CAREER STATISTICS & GAME HIGHS

	Att.-Yds.	Avg.	TD	LG	Rec.-Yds.	Avg.	TD	LG
2018	-	-	-	-	-	-	-	-
2019	-	-	-	-	2-46	23.0	-	40
CAREER	-	-	-	-	2-46	23.0	-	40

Receptions..... 1; Twice: Last Purdue, 10/5/19

Receiving Yards..... 40; at Maryland, 9/27/19

Longest Rush..... 40; at Maryland, 9/27/19

**MAX CHIZMAR**

50

Linebacker | 6-2 | 230

Junior/Sophomore

Mars, Pa./Mars

Major: Corporate Innovation and Entrepreneurship

» 2019

Season: Appeared in three games.

Idaho (8/31): Assisted on one tackle. **Buffalo (9/7):** Made two stops. **Pittsburgh (9/14):** Named the Coaching Staff's Developmental Squad Defensive Player of the Week.

» 2019 GAME-BY-GAME

Tackles (Solo-Assisted-Total)

IDAHO 0-1-1; BUFFALO 0-2-2; PITTSBURGH DNP; at Maryland DNP; PURDUE 0-0-0.

» CHIZMAR'S CAREER STATISTICS & GAME HIGHS

	UA-A	TK	FF	FR	I	PBU	SACK	TFL
2018	0-1	1	-	-	-	-	-	-
2019	0-3	3	-	-	-	-	-	-
CAREER	0-4	4	-	-	-	-	-	-

Tackles 2; Buffalo, 9/7/19**SEAN CLIFFORD**

14

Quarterback | 6-2 | 216

Junior/Sophomore

Cincinnati, Ohio/Saint Xavier

Major: Advertising and Public Relations

» CAREER NOTES & RECORDS

Career: Ranks 20th all-time at Penn State with 14 career touchdown passes...Sits 14th all-time at Penn State with 164 rushing yards by a quarterback.

Season: 2019: Has thrown for 200 yards all five career starts...Is the third Penn State quarterback to have three games with 250 passing yards and three passing touchdowns in a season, joining Trace McSorley (2017, 4 games) and Christian Hackenberg (2013, 3 games)...Is tied for 17th all-time at Penn State with five 200-yard passing games in a season with John Hufnagel (1972), Chuck Fusina (1977), Doug Strang (1983), Zack Mills (2001, 2002) and Matt McGloin (2010)...Ranks 16th all-time for rushing yards by a quarterback in a season with 200, one yard behind Zack Mills (2002) for 15th.

Game: Threw for 287 yards in the first half at Maryland (9/27/19), breaking the PSU record held by Trace McSorley (258; Georgia State, 2017)...Threw for 398 yards vs. Maryland, the third-most in a game at Penn State, trailing only Christian Hackenberg (454; vs. UCF, 2014) and Zack Mills (399; vs. Iowa, 2002)...Earned Penn State's 40th 300-yard game...Gained 452 total yards at Maryland (9/27/19), the third-most in a game at Penn State trailing only Trace McSorley (461; vs. Ohio State, 2018) and Christian Hackenberg (456; vs. UCF, 2014)...Connected with Daniel George for a 98-yard touchdown pass against Kent State (9/15/18) for the longest pass play and longest play from scrimmage in program history...Broke the previous longest pass record of 92 yards yards from Bill Hess to Bob Higgins in 1919...Broke the longest play from scrimmage record, set four different times on 92-yard plays, most recently a 92-yard run by Saquon Barkley vs. Washington in the 2017 Fiesta Bowl.

» 2019

Awards: Selected as Big Ten Co-Offensive Player of the Week following his performance at Maryland (9/27)...Named the honorable-mention CFPA Player of the Week after the Maryland game...Tabbed for the Davey O'Brien Award's Great 8 List after the Maryland game...Selected as a Manning Award Star of the Week following his performance at Maryland.

Season: Made five starts...Was voted as a team captain...One of 12 Nittany Lions to make their first career start...Has completed 23 passes of 20 or more yards...Has four multi-touchdown pass quarters...Has three halves with three passing touchdowns.

Rankings: Leads the Big Ten with 288.6 passing yards per game, ranking 14th in the FBS...Paces the conference with 16.03 yards per completion, good for sixth in the nation...Sits at the top of the Big Ten averaging 328.6 total yards per game, ranking 10th in the country...Is No. 2 in the Big Ten and No. 20 in the FBS with 1,443 passing yards...Ranks 16th in the nation and No. 3 in the Big Ten with 12 passing touchdowns...Sits No. 3 in the Big Ten and No. 8 in the FBS with a 182.8 passing efficiency...Ranks No. 2 in the Big Ten averaging 10.69 yards per pass attempt, good for sixth in the country...Is No. 3 in the Big Ten in completions per game (18.0) and No. 4 in completion percentage (66.7)...Is No. 4 in the conference with 84 points responsible for and 16.8 points responsible for per game...Ranks third among Big Ten quarterbacks with 40.0 rushing yards per contest.

Idaho (8/31): Threw for 280 yards while completing 14-of-23 passes...Connected with KJ Hamler for two touchdown passes (36 and 21 yards)...Completed seven passes of 20 or more yards...Added 57 yards on seven carries, including a 25-yard run...Helped the Nittany Lion offense to 673 total yards. **Buffalo (9/7):** Completed 16-of-22 passes for 279 yards and four touchdowns...Connected with Jahan Dotson and Pat Freiermuth for two touchdowns each...Had five completions of 20 or more yards...Had a career-best 58-yard run in the third quarter...Became the 16th Nittany Lion quarterback to throw for at least four touchdowns in a game. **Pittsburgh (9/14):** Threw for 222 yards on 14-of-30 passing...Completions included a 53-yard pass to KJ Hamler and a 40-yard throw to Ricky Slade. **at Maryland (9/27):** Threw for a career-high 398 yards while completing 26-of-31 passes...Connected on three touchdown passes with one each to Nick Bowers, Journey Brown and KJ Hamler...Threw for the third-most yards in a game in PSU history, trailing only Christian Hackenberg (454; vs. UCF, 2014) and Zack Mills (399; vs. Iowa, 2002)...Threw for 287 yards in the first half, breaking the PSU record of 258 yards by Trace McSorley (vs. Georgia State, 2017)...Completed his first nine passes of the game, totaling 166 yards and two touchdowns...Completed passes to 11 different receivers in the first half...Completed four passes of 20 or more yards, including a season-long 58 yard touchdown to Hamler...Set a career high with 452 yards of total offense, Penn State's first 400-yard total offense game since Trace McSorley vs. Ohio State in 2008 (461 yards)...Had 54 rushing yards on seven carries, including an 8-yard touchdown run on PSU's first drive...Added a 25-yard run...Set a career high with 31 pass attempts...Earned his first career game with a passing and rushing touchdown...Recorded his third game with two or more touchdown passes...Earned the Coaching Staff's Offensive Player of the Week award. **Purdue (10/5):** Completed 20-of-29 passes for 264 yards...Threw for three touchdowns and rushed for a 3-yard score, his second-straight game with a passing and rushing touchdown...Connected with KJ Hamler for a 23-yard score, Jahan Dotson for a 72-yard score and Pat Freiermuth for a 7-yard touchdown...The completion to Dotson is Penn State's longest pass play this season...Threw two touchdown passes in the first quarter, his fourth quarter this season with multiple touchdown passes...Threw for three touchdowns in the first half, his third half with three touchdown passes...Completed five passes of 20 or more yards...Had 33 yards on 11 carries.

» 2019 GAME-BY-GAME

Passing (Comp-Att-Yds-TD-INT)

IDAHO 14-23-280-2-0; BUFFALO 16-22-279-4-0; PITTSBURGH 14-30-222-0-0; at Maryland 26-31-398-3-1; PURDUE 20-29-264-3-1.

Rushing (Carries-Yards-TD)

IDAHO 7-58-0; BUFFALO 11-51-0; PITTSBURGH 7-5-0; at Maryland 7-54-1; PURDUE 11-33-1.

» CLIFFORD'S CAREER PASSING STATISTICS & GAME HIGHS

	C-A	Yds.	%	TD-INT	YPG	LG
2018	5-7	195	71.4	2-0	48.8	95
2019	90-135	1,443	66.7	12-2	288.6	72
CAREER	95-142	1,638	66.9	14-2	182.0	95

Pass Completions 26; at Maryland, 9/27/19**Pass Attempts** 31; at Maryland, 9/27/19**Passing Yards** 398; at Maryland, 9/27/19**Passing Touchdowns** 4; Buffalo, 9/7/19**Long Pass** 95 yards; Kent State, 9/15/18**20-yard or Longer Completions** 7; Idaho, 8/31/19**200-yard Passing Games** 5; Last Purdue (264), 10/5/19**300-yard Passing Games** 1; at Maryland (398), 9/27/19**2 or more Passing Touchdowns** 4; Last Purdue (3), 10/5/19

» CLIFFORD'S CAREER RUSHING STATISTICS & GAME HIGHS

	Att.-Yds.	Avg.	TD	LG	Rec.-Yds.	Avg.	TD	LG
2018	5-(-3)	-0.6	-	6	-	-	-	-
2019	43-200	4.7	2	58	-	-	-	-
CAREER	48-197	4.1	2	58	-	-	-	-

Rushing Attempts 11; Twice: Last Purdue, 10/5/19**Rushing Yards** 57; Idaho, 8/31/19**Longest Rush** 58 yards; Buffalo, 9/7/19**Total Offense** 452 yards; at Maryland, 9/27/19**300 yards Total Offense** 3; Last at Maryland (452), 9/27/19**400 yards Total Offense** 1; at Maryland (452), 9/27/19**Passing and Rushing Touchdown Games** 2; Last Purdue, 10/5/19**JUDGE CULPEPPER**

77

Defensive Tackle | 6-4 | 284

Sophomore/Freshman

Tampa, Fla./H.B. Plant

Major: Business Administration

» 2019

Season: Appeared in five games...One of 28 players to make their collegiate debut.

Buffalo (9/7): Assisted on one tackle.

» 2019 GAME-BY-GAME

Tackles (Solo-Assisted-Total)

IDAHO 0-0-0; BUFFALO 0-1-1; PITTSBURGH 0-0-0; at Maryland 0-0-0; PURDUE 0-0-0.

» CULPEPPER'S CAREER STATISTICS & GAME HIGHS

	UA-A	TK	FF	FR	I	PBU	SACK	TFL
2019	0-1	1	-	-	-	-	-	-
CAREER	0-1	1	-	-	-	-	-	-

Tackles 1; Buffalo, 8/31/19**LANCE DIXON**

10

Linebacker | 6-2 | 213

Freshman/Freshman

West Bloomfield, Mich./West Bloomfield

Major: Division of Undergraduate Studies

» 2019

Season: Appeared in three games...One of 28 players to make their collegiate debut...One of 18 true freshmen to play.

Idaho (8/31): Assisted on two tackles.

» 2019 GAME-BY-GAME

Tackles (Solo-Assisted-Total)

IDAHO 0-2-2; BUFFALO 0-0-0; PITTSBURGH 0-0-0; at Maryland DNP; PURDUE DNP.

» DIXON'S CAREER STATISTICS & GAME HIGHS

	UA-A	TK	FF	FR	I	PBU	SACK	TFL
2019	0-2	2	-	-	-	-	-	-
CAREER	0-2	2	-	-	-	-	-	-

Tackles 2; Idaho, 8/31/19

**JAHAN DOTSON** 5

Wide Receiver | 5-11 | 175
Sophomore/Sophomore
Nazareth, Pa./Nazareth Area
Major: Division of Undergraduate Studies

» 2019

Season: Made five starts.

Rankings: Ranks No. 3 in the Big Ten, and No. 19 in the nation, averaging 20.2 yards per catch...Sits ninth in the conference with three touchdown receptions.

Idaho (8/31): Hauled in a 13-yard reception. **Buffalo (9/7):** Tied a career high with four receptions and set a career high with 109 receiving yards... Caught two touchdowns, including a 28-yard reception in the first quarter and a 56-yard catch in the fourth quarter...Tabbed the coaching staff's Offensive Player of the Week. **Pittsburgh (9/14):** Made two grabs for 21 yards. **at Maryland (9/27):** Caught three passes for 20 yards...Added a 30-yard punt return. **Purdue (10/5):** Hauled in two catches for 79 yards... Scored on a 72-yard pass, his career-long reception and PSU's longest pass play this season...Had a 4-yard rush.

» 2019 GAME-BY-GAME

Rushing (Carries-Yards-TD)

IDAHO 0-0-0; BUFFALO 0-0-0; PITTSBURGH 0-0-0; at Maryland 0-0-0; PURDUE 1-4-0.

Receiving (Receptions-Yards-TD)

IDAHO 1-13-0; BUFFALO 4-109-2; PITTSBURGH 2-21-0; at Maryland 3-20-0; PURDUE 2-79-1.

» DOTSON'S CAREER STATISTICS & GAME HIGHS

	Att.-Yds.	Avg.	TD	LG	Rec.-Yds.	Avg.	TD	LG
2018	-	-	-	-	13-203	15.6	-	35
2019	1-4	4.0	-	4	12-242	20.2	3	72
CAREER	1-4	4.0	-	4	25-445	17.8	3	72

Receptions 4; Twice: Last Buffalo, 9/7/19
Receiving Yards 109; Buffalo, 9/7/19
Receiving Touchdowns 2; Buffalo, 9/7/19
Long Reception 72 yards; Purdue, 10/5/19
100-yard Receiving Games 1; Buffalo, 9/7/19
2 or more Receiving Touchdowns 1; Buffalo, 9/7/19

Rushing Attempts 1; Purdue, 10/5/19
Rushing Yards 4; Purdue, 10/5/19
Longest Rush 4; Purdue, 10/5/19

» 2019 GAME-BY-GAME

Punt Returns (Returns-Yards-TD-YPR)

IDAHO 0-0-0-0.0; BUFFALO 0-0-0-0.0; PITTSBURGH 0-0-0-0.0; at Maryland 1-30-0-30.0; PURDUE 0-0-0-0.0.

» DOTSON'S CAREER PUNT RETURN STATISTICS & GAME HIGHS

	No.	Yds.	Avg.	TD	LG
2018	1	-2	-2.0	-	-2
2019	1	30	30.0	-	30
CAREER	2	28	14.0	-	30

Punt Returns 1; Twice: Last at Maryland, 9/27/19
Punt Return Yards 30; at Maryland, 9/27/19
Long Punt Return 30 yards; at Maryland, 9/27/19

All-Purpose Yards 109; Buffalo, 9/7/19


**JOHN DUNMORE** 8

Wide Receiver | 6-1 | 179
Freshman/Freshman
Fort Lauderdale, Fla./Chaminade-Madonna College Prep
Major: Division of Undergraduate Studies

» 2019

Season: Appeared in one game...One of 28 players to make their collegiate debut...One of 18 true freshmen to play.

at Maryland (9/27): Selected as the Coaching Staff's Developmental Squad Offensive Player of the Week.

**BRYCE EFFNER** 72

Offensive Line | 6-5 | 297
Sophomore/Freshman
Aurora, Ill./Metee Valley
Major: Division of Undergraduate Studies

» 2019

Season: Appeared in three games.

**DVON ELLIES** 91

Defensive Tackle | 6-4 | 284
Freshman/Freshman
Burtonsville, Md./McDonogh School
Major: Division of Undergraduate Studies

» 2019

Season: Appeared in one game...One of 28 players to make their collegiate debut...One of 18 true freshmen to play.

**KEATON ELLIS** 2

Cornerback | 5-11 | 190
Freshman/Freshman
State College, Pa./State College Area
Major: Division of Undergraduate Studies

» 2019

Season: Appeared in five games...One of 28 players to make their collegiate debut...One of 18 true freshmen to play.

Rankings: Sits 34th in the FBS and 10th in the Big Ten with one fumble recovery.

Idaho (8/31): Broke up a pass. **Buffalo (9/7):** Assisted on a tackle... Added a pass breakup. **Pittsburgh (9/14):** Recorded a solo tackle. **at Maryland (9/27):** Forced and recovered a fumble in fourth quarter, his first career forced fumble and recovered fumble...Added two tackles.

» 2019 GAME-BY-GAME

Tackles (Solo-Assisted-Total)

IDAHO 0-0-0; BUFFALO 0-1-1; PITTSBURGH 1-0-1; at Maryland 2-0-2; PURDUE 0-0-0.

» ELLIS' CAREER STATISTICS & GAME HIGHS

	UA-A	TK	FF	FR	I	PBU	SACK	TFL
2019	3-1	4	1	1	-	2	-	-
CAREER	3-1	4	1	1	-	2	-	-

Tackles 2; at Maryland, 9/27/19
Forced Fumbles 1; at Maryland, 9/27/19
Fumble Recoveries 1; at Maryland, 9/27/19
Pass Breakups 1; Twice: Last Buffalo, 9/7/19

**NICK EURY** 40

Running Back | 5-9 | 212
Senior/Junior
Shavertown, Pa./Lake-Lehman
Major: Agribusiness Management

» 2019

Season: Appeared in one game.

Idaho (8/31): Gained 44 yards on six carries...Scored on an 8-yard run in the fourth quarter...Selected as the Coaching Staff's Developmental Squad Special Teams Player of the Week.

» 2019 GAME-BY-GAME

Rushing (Carries-Yards-TD)

IDAHO 6-44-1; BUFFALO DNP; PITTSBURGH DNP; at Maryland DNP; PURDUE DNP.

» EURY'S CAREER STATISTICS & GAME HIGHS

	Att.-Yds.	Avg.	TD	LG	Rec.-Yds.	Avg.	TD	LG
2017	1-4	4.0	-	4	-	-	-	-
2018	-	-	-	-	-	-	-	-
2019	6-44	7.3	1	10	-	-	-	-
CAREER	7-48	6.9	1	10	-	-	-	-

Rushing Attempts 6; Idaho, 8/31/19

Rushing Yards 44; Idaho, 8/31/19

Rushing Touchdowns 1; Idaho, 8/31/19

Longest Rush 10; Idaho, 8/31/19

**DEVYN FORD** 28

Running Back | 5-11 | 194
Freshman/Freshman
Stafford, Va./North Stafford
Major: Division of Undergraduate Studies

» 2019

Season: Appeared in five games...One of 28 players to make their collegiate debut...One of 18 true freshmen to play...Became the first PSU freshman to rush for 100 yards in a game since Saquon Barkley against Michigan State in 2018...Became the first PSU freshman to rush for 100 yards in a season opener since Curt Warner vs. Rutgers in 1979.

Idaho (8/31): Rushed for 107 yards on six carries...Scored on an 81-yard run in the second quarter...Added three catches for 6 yards...Became the first PSU freshman to rush for 100 yards in a game since Saquon Barkley against Michigan State in 2018...Became the first PSU freshman to rush for 100 yards in a season opener since Curt Warner vs. Rutgers in 1979. **Buffalo (9/7):** Had a 1-yard carry. **Pittsburgh (9/14):** Gained 9 yards on five carries...Scored on a 1-yard run...Added a 9-yard grab. **at Maryland (9/27):** Ran for 43 yards on seven carries...Had a 20-yard rush...Added a 15-yard reception. **Purdue (10/5):** Rushed for 38 yards on seven carries... Had a 20-yard rush.

» 2019 GAME-BY-GAME

Rushing (Carries-Yards-TD)

IDAHO 6-107-1; BUFFALO 1-1-0; PITTSBURGH 5-9-1; at Maryland 7-43-0; PURDUE 7-38-0.

Receiving (Receptions-Yards-TD)

IDAHO 3-6-0; BUFFALO 0-0-0; PITTSBURGH 1-9-0; at Maryland 1-15-0; PURDUE 0-0-0.

» FORD'S CAREER STATISTICS & GAME HIGHS

	Att.-Yds.	Avg.	TD	LG	Rec.-Yds.	Avg.	TD	LG
2019	26-198	7.6	2	81	5-30	6.0	-	15
CAREER	26-198	7.6	2	81	5-30	6.0	-	15

Rushing Attempts 7; Twice: Last Purdue, 10/5/19

Rushing Yards 107; Idaho, 8/31/19

Rushing Touchdowns 1; Twice: Last Pittsburgh, 9/14/19


Longest Rush 81 yards; Idaho, 8/31/19

100-yard Rushing Games 1; Idaho, 8/31/19

Receptions 3; Idaho, 8/31/19

Receiving Yards 15; at Maryland, 9/27/19

Longest Reception 15; at Maryland, 9/27/19

**PAT FREIERMUTH** 87

Tight End/H-Back | 6-5 | 256
Sophomore/Sophomore
Merrimac, Mass./Brooks School
Major: Division of Undergraduate Studies

» CAREER NOTES & RECORDS

Career: Tied for 13th all-time at Penn State, and is tied for second, with Jesse James (2012-14) among tight ends, with 11 career touchdowns.

Season: 2018: Caught eight touchdowns, ranking No. 2 among tight ends and tied for No. 10 overall in season receiving touchdowns...Set the program record for most receiving touchdowns by a freshman tight end (8).

Game: Is one of three freshmen (four occasions) in program history to have two touchdown receptions in a game (vs. Rutgers, 2018), joining Kyle Brady (vs. Cincinnati, 1991) and Deon Butler (vs. Central Michigan & Wisconsin, 2005).

» 2019

Awards: Was selected as the John Mackey Award Tight End of the Week following the Buffalo (9/7) game...Tabbed to the Pro Football Focus Big Ten Team of the Week after his performance against Buffalo (9/7)...Named to the preseason Mackey Award watch list.

Season: Made five starts...Was voted as a team captain...Has caught a pass in 17-straight games, dating back to the Pitt (9/8/18) game.

Rankings: Sits ninth in the Big Ten with three touchdown receptions.

Idaho (8/31): Caught a 25-yard pass in the second quarter. **Buffalo (9/7):** Hauled in a career-best eight receptions for a career-high 99 yards...Tied a career best with two touchdown catches...Selected as the coaching staff's Offensive Player of the Week. **Pittsburgh (9/14):** Made a 16-yard grab. **at Maryland (9/27):** Hauled in two catches for 22 yards. **Purdue (10/5):** Caught three passes for 16 yards...Hauled in a 7-yard touchdown in the second quarter.

» 2019 GAME-BY-GAME

Receiving (Receptions-Yards-TD)

IDAHO 1-25-0; BUFFALO 8-99-2; PITTSBURGH 1-16-0; at Maryland 2-22-0; PURDUE 3-16-1.

» FREIERMUTH'S CAREER STATISTICS & GAME HIGHS

	Att.-Yds.	Avg.	TD	LG	Rec.-Yds.	Avg.	TD	LG
2018	-	-	-	-	26-368	14.2	8	27
2019	-	-	-	-	15-178	11.9	3	28
CAREER	-	-	-	-	41-546	13.3	11	28

Receptions:8; Buffalo, 9/7/19
Receiving Yards:99; Buffalo, 9/7/19
Receiving Touchdowns:2; Twice: Last Buffalo, 9/7/19
Long Reception:28 yards; Buffalo, 9/7/19

**WILL FRIES** 71


Offensive Line | 6-6 | 313
Senior/Junior
Cranford, N.J./Cranford
Major: Economics

» 2019

Season: Made five starts this season at right tackle.

Idaho (8/31): Helped the Nittany Lions to gain 673 total yards, their third-most in a game since 1947...Sprung Nittany Lion rushers for 331 yards and seven touchdowns...Did not allow a sack while helping Sean Clifford to throw for 280 yards and two touchdowns and Will Levis to throw for 62 yards and a score...Aided Penn State to earn 35 first downs. **Buffalo (9/7):** Led the way for the Penn State offense to gain 357 total yards...Protected Sean Clifford as he threw for 279 yards and four touchdowns...Helped the Nittany Lions to score 38 points in the second half, including 28 in the third quarter. **Pittsburgh (9/14):** Helped the Nittany Lions to gain 389 yards, including 222 through the air...Led the way for Journey Brown's first career 100-yard game...Paved the way for rushing scores by Noah Cain and Devyn Ford...Tabbed the Coaching Staff's Offensive Player of the Week. **at Maryland (9/27):** Led the way as the Nittany Lions gained 613 yards, its third-most in a Big Ten game...Helped the Nittany Lions to throw for 421 yards, their most in a Big Ten contest...Aided PSU to gain 30 first downs...Helped Sean Clifford to throw for 398 yards, the

third-most in program history, including a program-record 287 yards in the first half...Helped the Nittany Lions to score five rushing touchdowns. **Purdue (10/5):** Helped the Nittany Lion offense to gain 460 total yards...Led the way as Sean Clifford threw for three touchdowns and rushed for one score...Aided Clifford to record his fifth-straight 200-yard passing game...Helped Noah Cain to earn his first career 100-yard game with 105 yards and a touchdown...Paved the way for the PSU offense to score 21 points in the first quarter.

**DANIEL GEORGE** 11

Wide Receiver | 6-2 | 220
Sophomore/Freshman
Fort Washington, Md./Oxon Hill
Major: Division of Undergraduate Studies

» CAREER NOTES & RECORDS

Game: Hauled in a 98-yard touchdown pass from Sean Clifford against Kent State (9/15/18) for the longest pass play and longest play from scrimmage in program history...Broke the previous longest pass record of 92 yards yards from Bill Hess to Bob Higgins in 1919...Broke the longest play from scrimmage record, set four different times on 92-yard plays, most recently a 92-yard run by Saquon Barkley vs. Washington in the 2017 Fiesta Bowl...Tied for the longest reception in the FBS in 2018.

» 2019

Season: Appeared in four games, making one start...One of 12 Nittany Lions to make their first career start.

Idaho (8/31): Hauled in two receptions for 28 yards, including a 20-yard reception. **Purdue (10/5):** Caught two passes for 31 yards, including a 22-yard grab.

» 2019 GAME-BY-GAME

Receiving (Receptions-Yards-TD)

IDAHO 2-28-0; BUFFALO 0-0-0; PITTSBURGH DNP; at Maryland 0-0-0; PURDUE 2-31-0.

» GEORGE'S CAREER STATISTICS & GAME HIGHS

	Att.-Yds.	Avg.	TD	LG	Rec.-Yds.	Avg.	TD	LG
2018	-	-	-	-	2-112	56.0	1	95
2019	-	-	-	-	4-59	14.8	-	22
CAREER	-	-	-	-	6-171	28.5	1	95

Receptions:2; Idaho, 8/31/19
Receiving Yards:95; Kent State, 9/15/18
Receiving Touchdowns:1; Kent State, 9/15/18
Long Reception:95 yards; Kent State, 9/15/18

**BLAKE GILLIKIN** 93

Punter/Kicker | 6-2 | 196
Senior/Senior
Smyrna, Ga./The Westminster Schools
Major: Kinesiology

» CAREER NOTES & RECORDS

Career: Ranks No. 2 on Penn State's career punting average charts (43.04 ypp)...Has 40 career punts downed inside the opponent's 10-yard line (seven in 2016, 18 in 2017, 12 in 2018, 3 in 2019)...Is the only player in program history with six punts of 65 or more yards...Is the only player in PSU history with three 70-plus yard punts in a season or career.

Season: 2018: Set a program record with a 44.0 punting average. **2017:** Ranks No. 5 in program history with a 43.2 punting average. **2016:** Broke the Penn State freshman season punting average record with 42.8 yards per punt, surpassing the record set by Jeremy Kapinos in 2003 (41.9)...Ranks No. 9 on Penn State's single-season punting average chart with a 42.8 average.

Game: Set the Penn State freshman record for punting average in a game with five kicks for an average of 50.8 yards in the Rose Bowl against USC (1/2/17)...Hit a career-long punt of 74 yards against Michigan (11/3/18), which is tied with Anthony Fera (2010 vs. Iowa) for the fourth-longest punt in program history...Hit a 70-yard punt at Rutgers (11/17/18), the ninth-longest in program history...His 48.7 punt average at Rutgers is tied with Jeremy Kapinos (vs. Boston College, 2003) for the 11th-best in program history...Averaged 51.2 yards per punt in the Citrus Bowl against Kentucky (1/1/19), Penn State's fifth-highest game punting average...Hit a 71-yard punt against Kentucky (1/1/19), which is tied for the seventh-longest punt in program history with Joe Colone at Syracuse in 1946 and John Bruno Jr. vs. Boston College in 1985.

Bowl: Averaged 51.2 yards per punt in the Citrus Bowl vs. Kentucky (1/1/19), which ranks second in Penn State bowl history behind Jeremy Boone's 51.4 average in the 2007 Alamo Bowl...Hit a 71-yard punt in the Citrus Bowl, the longest punt in the program's bowl history, breaking the record of 68 yards by Bob Campbell in the 1967 Gator Bowl.

» 2019

Awards: Selected for the Ray Guy Award Ray's 8 Team following his performance vs. Pittsburgh (9/14)...Named to the preseason Ray Guy Award watch list...Was a nominee for the Allstate AFCA Good Works Team...Selected as a semifinalist for the William V. Campbell Trophy...Named a candidate for the Senior CLASS Award.

Season: Appeared in five games...Was voted as a team captain.


Idaho (8/31): Hit a 32-yard punt, which was fair caught at the Idaho 15. **Buffalo (9/7):** Averaged 41.2 yards per punt, including a 51-yard punt in the first quarter...Landed two punts inside the 20, including one at the Buffalo 4. **Pittsburgh (9/14):** Averaged 42.4 yards on seven punts...Landed a career-high six punts inside the 20 and one inside the 10...Hit a 53-yard punt in the second quarter. **at Maryland (9/27):** Had three punts, averaging 41.0 yards per punt...Hit a 52-yard punt. **Purdue (10/5):** Averaged 39.2 yards on five punts...Hit a 51-yard punt...Landed one punt at the Purdue 4.

» GILLIKIN'S CAREER PUNTING STATISTICS & GAME HIGHS

	Punts	Yards	Avg.	I-20	FC	50+	LG	BLK
2016	61	2,611	42.8	22	18	13	69	--
2017	52	2,244	43.2	26	16	14	57	1
2018	64	2,813	44.0	20	13	15	74	2
2019	21	854	40.7	10	7	4	53	1
CAREER	198	8,522	43.0	78	54	46	74	4

Punt Attempts:8; Three Times: Last at Michigan, 11/3/18
Punt Yards:370; at Michigan, 11/3/18
Punt Average:51.2; vs. Kentucky, 1/1/19
Longest Punt:74; at Michigan, 11/3/18
Punts Inside the 20:6; Pittsburgh, 9/14/19
Punts Inside the 10:3; Five Times: Last at Pittsburgh, 9/8/18
60+ yard punts:6; Last at Rutgers (67/70), 11/17/18
70+ yard punts:2; Last at Rutgers (70), 11/17/18

NOTE: Has one career rush for -10 yards (at Indiana, 2018)...Has two career tackles (vs. USC, 2016 and at Michigan, 2018).



STEVEN GONZALEZ 74
Offensive Line | 6-4 | 341
Graduate Student/Senior
Union City, N.J./Union City
Major: Rehabilitation and Human Services

» 2019

Awards: Named to the Pro Football Focus second-team Big Ten Team of the Week following his performance vs. Pitt (9/14)...Selected to the Pro Football Focus second-team Big Ten Team of the Week after the Maryland (9/27) game.

Season: Made five starts at left guard...One of six players to have earned their degree entering the 2019 season...Graduated with a degree in history in December 2018.

Idaho (8/31): Helped the Nittany Lions to gain 673 total yards, their third-most in a game since 1947...Sprung Nittany Lion rushers for 331 yards and seven touchdowns...Did not allow a sack while helping Sean Clifford to throw for 280 yards and two touchdowns and Will Levis to throw for 62 yards and a score...Aided Penn State to earn 35 first downs. **Buffalo (9/7):** Led the way for the Penn State offense to gain 357 total yards...Protected Sean Clifford as he threw for 279 yards and four touchdowns...Helped the Nittany Lions to score 38 points in the second half, including 28 in the third quarter. **Pittsburgh (9/14):** Helped the Nittany Lions to gain 389 yards, including 222 through the air...Led the way for Journey Brown's first career 100-yard game...Paved the way for rushing scores by Noah Cain and Devyn Ford. **at Maryland (9/27):** Led the way as the Nittany Lions gained 613 yards, its third-most in a Big Ten game...Helped the Nittany Lions to throw for 421 yards, their most in a Big Ten contest...Aided PSU to gain 30 first downs...Helped Sean Clifford to throw for 398 yards, the third-most in program history, including a program-record 287 yards in the first half...Helped the Nittany Lions to score five rushing touchdowns. **Purdue (10/5):** Helped the Nittany Lion offense to gain 460 total yards...Led the way as Sean Clifford threw for three touchdowns and rushed for one score...Aided Clifford to record his fifth-straight 200-yard passing game...Helped Noah Cain to earn his first career 100-yard game with 105 yards and a touchdown...Paved the way for the PSU offense to score 21 points in the first quarter.



TRENT GORDON 19
Cornerback | 5-11 | 184
Sophomore/Freshman
Spring, Texas/Manvel
Major: Division of Undergraduate Studies

» 2019

Season: Appeared in five games.

Idaho (8/31): Recorded two tackles and a pass breakup. **Buffalo (9/7):** Collected three tackles. **Pittsburgh (9/14):** Made three stops. **Purdue (10/5):** Assisted on a tackle...Added a pass breakup.

» 2019 GAME-BY-GAME

Tackles (Solo-Assisted-Total)

IDAHO 2-0-2; BUFFALO 2-1-3; PITTSBURGH 1-2-3; at Maryland 0-0-0; PURDUE 0-1-1.

» GORDON'S CAREER STATISTICS & GAME HIGHS

	UA-A	TK	FF	FR	I	PBU	SACK	TFL
2018	0-1	1	-	-	-	-	-	-
2019	5-4	9	-	-	-	2	-	-
CAREER	5-5	10	-	-	-	2	-	-

Tackles 3; Twice: Last Pittsburgh, 9/14/19
Pass Breakups 1; Twice: Last Purdue, 10/5/19



YETUR GROSS-MATOS 99
Defensive End | 6-5 | 264
Junior/Junior
Spotsylvania, Va./Chancellor
Major: Criminology

» CAREER NOTES & RECORDS

Career: With one half-tackle for loss against Buffalo (9/7/19), reached the 25 TFL mark in his career.

Season: 2018: Became the 11th Nittany Lion to record 20 tackles for loss in a season (12th time)...Tied with Bruce Clark (1978), Todd Atkins (1994), LaVar Arrington (1999) and Aaron Maybin (2008) for the eighth-most tackles for loss in a season.

» 2019

Awards: Named to the Pro Football Focus second-team Big Ten Team of the Week following his performance vs. Buffalo (9/7)...Selected to the preseason Lott Impact Trophy watch list...Named to the preseason Bednarik Award watch list...Tabbed on the preseason Bronko Nagurski Award watch list...Selected for the preseason Big Ten honors list, voted on by conference media members.

Season: Made five starts.

Rankings: Ranks 11th in the country and fourth in the Big Ten with 1.1 sacks per game...Sits No. 5 in the Big Ten and No. 19 in the nation, averaging 1.5 tackles for loss per contest.

Idaho (8/31): Notched 2.5 sacks, while collecting three tackles...Selected as the Coaching Staff's Defensive Player of the Week. **Buffalo (9/7):** Registered three tackles, including a solo sack...Added a QB hurry. **at Maryland (9/27):** Recorded five tackles, including two tackles for loss...Earned his sixth career game with two or more tackles for loss...Had a QB hurry. **Purdue (10/5):** Collected two sacks...Added two QB hurries.

» 2019 GAME-BY-GAME

Tackles (Solo-Assisted-Total)

IDAHO 2-1-3; BUFFALO 2-1-3; PITTSBURGH 0-0-0; at Maryland 5-0-5; PURDUE 2-0-2.

» GROSS-MATOS' CAREER STATISTICS & GAME HIGHS

	UA-A	TK	FF	FR	I	PBU	SACK	TFL
2017	5-12	17	-	1	-	-	1.5-7	2.0-8
2018	36-18	54	2	1	-	-	8.0-58	20.0-88
2019	11-2	13	-	-	-	-	5.5-45	7.5-52
CAREER	52-32	84	2	2	-	-	15.0-110	29.5-148

Tackles 10; at Indiana, 10/20/18
Sacks 2.5; Idaho, 8/31/19
Tackles for Loss 4.0; Iowa, 10/27/18
Forced Fumbles 1; Twice: Last Wisconsin, 11/10/18
Fumble Recoveries 1; Twice: Last Wisconsin, 11/10/18
Games with 2 or More Sacks 4; Last Purdue (2.0), 10/5/19
Games with 2 or More Tackles for Loss 7; Last Purdue (2.0), 10/5/19
10+ Tackle Games 1; at Indiana, 10/20/18



KJ HAMLER 1
Wide Receiver | 5-9 | 176
Junior/Sophomore
Pontiac, Mich./IMG Academy (Fla.)
Major: Journalism

» CAREER NOTES & RECORDS

Career: Went over the 1,000-receiving yard mark for his career against Maryland (9/27/19), becoming the 33rd Penn State player to reach the 1,000-yard receiving mark...Currently ranks 25th all-time at Penn State with 1,148 receiving yards...Tied for 22nd all-time at Penn State with nine touchdown receptions...Ranks No. 10 on the career kickoff return list with a 25.2 average...Passed the 1,500 all-purpose yard mark against Idaho (8/31/19)...Has 24 catches of 20 or more yards (16 in 2018, 8 in 2019), 11 catches of 30 or more yards (6 in 2018, 5 in 2019), six catches for 40 or more yards (3 in 2018, 3 in 2019) and three catches of 50 or more yards (1 in 2018, 2 in 2019).

Season: 2018: Broke the Penn State freshman record for all-purpose yards with 1,417, topping the previous mark of 1,237 set by Saquon Barkley in 2015...Sits No. 18 on the program's season all-purpose yards list with 1,417 yards...Totaled 523 kickoff return yards to rank No. 6 in Penn State history...Ranks No. 18 on the program's season kickoff return average list with a 26.2 mark.

Game: Hauled in a 93-yard touchdown pass from Trace McSorley against Ohio State (9/29/18) for the second-longest in program history.

» 2019

Awards: Named to the Pro Football Focus first-team Big Ten Team of the Week after the Maryland (9/27) game...Named to the preseason Maxwell Award watch list...Selected to the preseason Biletnikoff Award watch list...Tabbed on the preseason Paul Hornung Award watch list.

Season: Made five starts...Has made at least one catch in all 18 games of his career...Has eight catches of 20 or more yards, five catches of 30 or more yards, three catches of 40 or more yards and two catches of 50 or more yards.

Rankings: Averaging 20.74 yards per reception, good for No. 3 in the Big Ten and No. 19 in the nation...Sits No. 2 in the Big Ten and No. 32 in the country with four receiving touchdowns...Is No. 4 in the league, and No. 40 in the country, averaging 78.8 receiving yards per game...Ranks No. 4 in the Big Ten, and No. 46 in the nation, with 394 receiving yards...Tied for 10th in the FBS with five receptions of 30 or more yards...Is No. 8 in the Big Ten averaging 110.0 all-purpose yards per game and a 6.1 punt return average...Sits ninth in the Big Ten with four total touchdowns.

Idaho (8/31): Caught four passes for 115 yards...Connected with Sean Clifford for touchdown receptions of 36- and 21-yards...Caught four passes of 20 or more yards...Added a 16-yard rush and a 25-yard punt return...Earned the Coaching Staff's Offensive Player of the Week award. **Buffalo (9/7):** Made three catches for 62 yards, including a 45-yard reception...Added a 22-yard punt return. **Pittsburgh (9/14):** Recorded three catches for 68 yards...Had a 53-yard catch in the first quarter...Added 20- and 24-yard kick returns. **at Maryland (9/27):** Caught a career-best six passes for 108 yards...Earned his third career 100-yard game...Had a 58-yard touchdown reception in the first quarter...Went over the 1,000-receiving yard mark for his career, becoming the 33rd Penn State player to reach that mark. **Purdue (10/5):** Posted three catches for 41 yards...Scored on a 23-yard pass...Earned a career-best 37 punt return yards on six returns...Had a 26-yard punt return in the first quarter.

» 2019 GAME-BY-GAME

Rushing (Carries-Yards-TD)

IDAHO 1-16-0; BUFFALO 0-0-0; PITTSBURGH 0-0-0; at Maryland 0-0-0; PURDUE 2-(-)-0.

Receiving (Receptions-Yards-TD)

IDAHO 4-115-2; BUFFALO 3-62-0; PITTSBURGH 3-68-0; at Maryland 6-108-1; PURDUE 3-41-1.

» HAMLER'S CAREER OFFENSIVE STATISTICS & GAME HIGHS

	Att.-Yds.	Avg.	TD	LG	Rec.-Yds.	Avg.	TD	LG
2018	3-33	11.0	1	32	42-754	17.9	5	93
2019	3-7	2.3	-	16	19-394	20.7	4	58
CAREER	6-40	6.7	1	32	61-1148	18.8	9	93

Receptions 6; at Maryland, 9/27/19

Receiving Yards 138; Ohio State, 9/29/18

Receiving Touchdowns 2; Idaho, 8/31/19

Long Reception 93 yards; Ohio State, 9/29/18

100-yard Receiving Games 3; Last at Maryland (108), 9/27/19

Rushing Attempts 2; Purdue, 10/5/19

Rushing Yards 32; at Pittsburgh, 9/8/18

Rushing Touchdowns 1; at Pittsburgh, 9/8/18

Longest Rush 32 yards; at Pittsburgh, 9/8/18

» 2019 GAME-BY-GAME

Kick Returns (Returns-Yards-TD-YPR)

IDAHO 0-0-0-0.0; BUFFALO 0-0-0-0.0; PITTSBURGH 3-57-0-19.0; at Maryland 0-0-0-0.0; PURDUE 0-0-0-0.0.

Punt Returns (Returns-Yards-TD-YPR)

IDAHO 4-28-0-7.0; BUFFALO 1-22-0-22.0; PITTSBURGH 1-5-0-5.0; at Maryland 3-0-0-0.0; PURDUE 6-37-0-6.2.

» HAMLER'S CAREER KICK RETURN STATISTICS & GAME HIGHS

	No.	Yds.	Avg.	TD	LG
2018	20	523	26.2	-	67
2019	3	57	19.0	-	24
CAREER	23	580	25.2	-	67

Kick Returns 3; Three Times: Last Pittsburgh, 9/14/19
Kick Return Yards 82; Iowa, 10/27/18
Long Kick Return 67 yards; Iowa, 10/27/18

» HAMLER'S CAREER PUNT RETURN STATISTICS & GAME HIGHS

	No.	Yds.	Avg.	TD	LG
2018	13	96	7.4	-	33
2019	15	92	6.1	-	26
CAREER	28	188	6.7	-	33

Punt Returns 4; Idaho, 8/31/19
Punt Return Yards 33; Kent State, 9/15/18
Long Punt Return 33 yards; Kent State, 9/15/18
All-Purpose Yards 195; Ohio State, 9/29/18



FRED HANSARD 53
 Defensive Tackle | 6-3 | 316
 Junior/Sophomore
 Burlington, N.J./The Hun School
 Major: Journalism

» 2019

Season: Appeared in five games.

Buffalo (9/7): Recorded a career-best three tackles...Made 1.5 stops for loss. **Pittsburgh (9/14):** Assisted on one tackle. **at Maryland (9/27):** Assisted on a tackle for loss. **Purdue (10/5):** Recorded first career sack.

» 2019 GAME-BY-GAME

Tackles (Solo-Assisted-Total)

IDAHO 0-0-0; BUFFALO 2-1-3; PITTSBURGH 0-1-1; at Maryland 0-1-1; PURDUE 1-0-1.

» HANSARD'S CAREER STATISTICS & GAME HIGHS

	UA-A	TK	FF	FR	I	PBU	SACK	TFL
2018	1-1	2	-	-	-	-	-	0.5-1
2019	3-3	6	-	-	-	-	1.0-8	3.0-11
CAREER	4-4	8	-	-	-	-	1.0-8	3.5-12

Tackles 3; Buffalo, 9/7/19
Tackles For Loss 1.5; Buffalo, 9/7/19
Sacks 1.0; Purdue, 10/5/19



DAEQUAN HARDY 25
 Cornerback | 5-9 | 170
 Freshman/Freshman
 Pittsburgh, Pa./Penn Hills
 Major: Division of Undergraduate Studies

» 2019

Season: Appeared in one game...One of 28 players to make their collegiate debut...One of 18 true freshmen to play.



DREW HARTLAUB 37
 Safety | 5-11 | 183
 Junior/Sophomore
 Hanover, Pa./South Western
 Major: Security & Risk Analysis

» 2019

Season: Appeared in five games.

Rankings: Ranks 34th in the nation and 10th in the Big Ten with one fumble recovery.

Buffalo (9/7): Made one tackle on punt coverage...Selected as the coaching staff's Developmental Squad Defensive Player of the Week. **Purdue (10/5):** Assisted on a tackle...Earned first career fumble recovery.

» 2019 GAME-BY-GAME

Tackles (Solo-Assisted-Total)

IDAHO 0-0-0; BUFFALO 0-1-1; PITTSBURGH 0-0-0; at Maryland 0-0-0; PURDUE 0-1-1.

» HARTLAUB'S CAREER STATISTICS & GAME HIGHS

	UA-A	TK	FF	FR	I	PBU	SACK	TFL
2018	1-2	3	-	-	-	-	-	-
2019	0-2	2	-	1	-	-	-	-
CAREER	1-4	5	-	1	-	-	-	-


Tackles 1; Five Times: Last Purdue, 10/5/19
Fumble Recoveries 1; Purdue, 10/5/19



AENEAS HAWKINS 27
 Defensive Tackle | 6-2 | 272
 Sophomore/Freshman
 Cincinnati, Ohio/Moeller
 Major: Division of Undergraduate Studies

» 2019

Season: Appeared in one game...One of 28 players to make their collegiate debut.



MAC HIPPENHAMMER 12
 Wide Receiver | 5-11 | 182
 Junior/Sophomore
 Fort Wayne, Ind./R. Nelson Snider
 Major: Criminology

» 2019

Season: Appeared in three games...Plays outfield for the Penn State baseball team, hitting .272 in 2019.

Idaho (8/31): Returned two punts for 13 yards.

» 2019 GAME-BY-GAME

Receiving (Receptions-Yards-TD)

IDAHO 0-0-0; BUFFALO DNP; PITTSBURGH 0-0-0; at Maryland 0-0-0; PURDUE DNP.

» HIPPENHAMMER'S CAREER STATISTICS & GAME HIGHS

	Att.-Yds.	Avg.	TD	LG	Rec.-Yds.	Avg.	TD	LG
2018	-	-	-	-	6-103	17.2	1	44
2019	-	-	-	-	-	-	-	-
CAREER	-	-	-	-	6-103	17.2	1	44

Receptions 3; Michigan State, 10/13/18
Receiving Yards 44; at Illinois, 9/21/18
Receiving Touchdowns 1; at Pittsburgh, 9/8/18
Long Reception 44 yards; at Illinois, 9/21/18

» 2019 GAME-BY-GAME


Punt Returns (Returns-Yards-TD-YPR)

IDAHO 2-13-0-6.5; BUFFALO DNP; PITTSBURGH 0-0-0; at Maryland 0-0-0.

» HIPPENHAMMER'S CAREER PUNT RETURN STATISTICS & GAME HIGHS

	No.	Yds.	Avg.	TD	LG
2018	-	-	-	-	-
2019	2	13	6.5	-	7
CAREER	2	13	6.5	-	7

Punt Returns 2; Idaho, 8/31/19
Punt Return Yards 13; Idaho, 8/31/19
Long Punt Return 7 yards; Idaho, 8/31/19



C.J. HOLMES 48
 Safety | 6-0 | 216
 Junior/Sophomore
 Hamden, Conn./Cheshire Academy/Notre Dame
 Major: African American Studies

» 2019

Season: Appeared in four games...One of 33 players to make their Penn State debut.

Buffalo (9/7): Named the coaching staff's Developmental Squad Offensive Player of the Week. **at Maryland (9/27):** Made two tackles, including one on kick return coverage.

» 2019 GAME-BY-GAME

Tackles (Solo-Assisted-Total)

IDAHO DNP; BUFFALO 0-0-0; PITTSBURGH 0-0-0; at Maryland 2-0-2; PURDUE 0-0-0.

» C. HOLMES' CAREER STATISTICS & GAME HIGHS

	UA-A	TK	FF	FR	I	PBU	SACK	TFL
2019	2-0	2	-	-	-	-	-	-
CAREER	2-0	2	-	-	-	-	-	-

Tackles 2; at Maryland, 9/27/19



DES HOLMES 75
 Offensive Line | 6-5 | 315
 Junior/Sophomore
 Norristown, Pa./Cardinal O'Hara
 Major: Journalism

» 2019

Season: Appeared in five games.



ADISA ISAAC 20
 Defensive End | 6-4 | 241
 Freshman/Freshman
 Brooklyn, N.Y./Canarsie
 Major: Division of Undergraduate Studies

» 2019

Season: Appeared in four games...One of 28 players to make their collegiate debut...One of 18 true freshmen to play.

Rankings: Ranks No. 9 in the Big Ten averaging 0.25 forced fumbles per game.

Idaho (8/31): Made three stops, including one solo...Assisted on a tackle for loss. **Buffalo (9/7):** Assisted on two tackles. **at Maryland (9/27):** Recorded four tackles, including 2.5 tackles for loss...Collected 1.5 sacks...Had a career high for tackles for loss and recorded his first career sack...Forced a fumble in the fourth quarter, his first career forced fumble. **Purdue (10/5):** Secured two tackles.

» 2019 GAME-BY-GAME

Tackles (Solo-Assisted-Total)

IDAHO 1-2-3; BUFFALO 0-2-2; PITTSBURGH DNP; at Maryland 3-1-4; PURDUE 0-2-2.

» ISAAC'S CAREER STATISTICS & GAME HIGHS

	UA-A	TK	FF	FR	I	PBU	SACK	TFL
2019	4-7	11	1	-	-	-	1.5-8	3.0-13
CAREER	4-7	11	1	-	-	-	1.5-8	3.0-13

Tackles 4; at Maryland, 9/27/19
Tackles For Loss 2.5; at Maryland, 9/27/19
Sacks 1.5; at Maryland, 9/27/19
Forced Fumbles 1; at Maryland, 9/27/19



DONOVAN JOHNSON 3
 Cornerback | 5-9 | 185
 Junior/Sophomore
 Detroit, Mich./Cass Tech
 Major: Rehabilitation and Human Services

» 2019

Season: Appeared in two games.

Buffalo (9/7): Recorded two tackles. **Pittsburgh (9/14):** Registered four tackles, including three solo.

» 2019 GAME-BY-GAME


Tackles (Solo-Assisted-Total)

IDAHO DNP; BUFFALO 1-1-2; PITTSBURGH 3-1-4; at Maryland DNP; PURDUE DNP.

» D. JOHNSON'S CAREER STATISTICS & GAME HIGHS

	UA-A	TK	FF	FR	I	PBU	SACK	TFL
2018	9-3	12	-	-	-	3	-	-
2019	4-2	6	-	-	-	-	-	-
CAREER	13-5	18	-	-	-	3	-	-

Tackles 4; Twice: Last Pittsburgh, 9/14/19
Pass Breakups 1; Three Times: Last at Indiana, 10/20/18

**JAN JOHNSON** 36

Linebacker | 6-2 | 231
Graduate Student/Senior
Mohnton, Pa./Governor Mifflin
Major: Health Policy and Administration (3rd degree)

» 2019

Awards: Named to the Pro Football Focus National and Big Ten Team of the Week first team following his performance vs. Pitt (9/14).

Season: Made five starts...Was voted as a team captain...One of five players to have earned their degree entering the 2019 season...Graduated with his degree in psychology in August 2018...Graduated with his master's degree in management and organizational leadership in May 2019...Earned a scholarship on October 18, 2018.

Idaho (8/31): Registered two tackles. **Buffalo (9/7):** Set a career high with 14 tackles, including nine in the first half. **Pittsburgh (9/14):** Collected five tackles, including four solo...Earned his first career sack... Forced a fumble in the fourth quarter, the first in his career. **at Maryland (9/27):** Secured an interception to end Maryland's opening drive... Returned the interception for 17 yards...Added one tackle and one pass breakup. **Purdue (10/5):** Assisted on one tackle.

» 2019 GAME-BY-GAME

Tackles (Solo-Assisted-Total)

IDAHO 1-1-2; BUFFALO 1-13-14; PITTSBURGH 4-1-5; at Maryland 0-1-1; PURDUE 0-1-1.

» J. JOHNSON'S CAREER STATISTICS & GAME HIGHS

	UA-A	TK	FF	FR	I	PBU	SACK	TFL
2016	1-1	2	-	-	-	-	-	-
2017	6-6	12	-	-	-	-	-	1.0-1
2018	42-30	72	-	-	1	1	0.5-1	1.5-4
2019	6-17	23	1	-	1	1	1.0-5	1.0-5
CAREER	55-54	109	1	-	2	2	1.5-6	3.5-10

Tackles 14; Buffalo, 9/7/19
Tackles for Loss 1.0; Three Times: Last Pittsburgh, 9/14/19
Sacks 1.0; Pittsburgh, 9/14/19
Interceptions 1; Twice: Last at Maryland, 9/27/19
Pass Breakups 1; Twice: Last at Maryland, 9/27/19
10+ Tackle Games 3; Last: Buffalo, 9/7/19
Note: Has one career kickoff return for 7 yards (Nebraska, 2018).

**TJ JONES** 10

Wide Receiver | 6-1 | 196
Freshman/Freshman
Lake City, Fla./Columbia
Major: Division of Undergraduate Studies

» 2019

Season: Appeared in one game...One of 28 players to make their collegiate debut...One of 18 true freshmen to play.

**DANIEL JOSEPH** 49

Defensive End | 6-3 | 260
Senior/Junior
Brampton, Ont./Lake Forest Academy (Ill.)
Major: Labor & Employment Relations

» 2019

Season: Appeared in five games.

Idaho (8/31): Recorded two tackles, including a solo sack. **Buffalo (9/7):** Assisted on two tackles...Registered a half-tackle for loss. **at Maryland (9/27):** Secured two tackles.

» 2019 GAME-BY-GAME

Tackles (Solo-Assisted-Total)

IDAHO 1-1-2; BUFFALO 0-2-2; PITTSBURGH 0-0-0; at Maryland 2-0-2; PURDUE 0-0-0.

» JOSEPH'S CAREER STATISTICS & GAME HIGHS

	UA-A	TK	FF	FR	I	PBU	SACK	TFL
2017	5-5	10	1	-	-	-	2.5-9	2.5-9
2018	4-8	12	-	1	-	1	1.0-9	1.0-9
2019	3-3	6	-	-	-	-	1.0-2	1.5-3
CAREER	12-16	28	1	1	-	1	4.5-20	5.0-21

Tackles 4; Twice: Last at Pittsburgh, 9/8/18
Tackles for Loss 2.0; Georgia State, 9/16/17
Sacks 1.0; Three Times: Last Idaho, 8/31/19
Forced Fumbles 1; Georgia State, 9/16/17
Fumble Recoveries 1; at Rutgers, 11/17/18
Pass Breakups 1; Kent State, 9/15/18

**CHARLIE KATSHIR** 45

Linebacker | 6-3 | 229
Sophomore/Freshman
Camp Hill, Pa./Cumberland Valley
Major: Division of Undergraduate Studies

» 2019

Season: Appeared in five games...One of 28 players to make their collegiate debut.

at Maryland (9/27): Recorded a QB hurry. **Purdue (10/5):** Registered first career tackle...Earned first career forced fumble in the fourth quarter.

» 2019 GAME-BY-GAME

Tackles (Solo-Assisted-Total)

IDAHO 0-0-0; BUFFALO 0-0-0; PITTSBURGH 0-0-0; at Maryland 0-0-0; PURDUE 1-0-1.

» KATSHIR'S CAREER STATISTICS & GAME HIGHS

	UA-A	TK	FF	FR	I	PBU	SACK	TFL
2019	1-0	1	1	-	-	-	-	-
CAREER	1-0	1	1	-	-	-	-	-

Tackles 1; Purdue, 10/5/19
Forced Fumbles 1; Purdue, 10/5/19

**HUNTER KELLY** 68

Offensive Line/Defensive Line | 6-2 | 309
Senior/Junior
Langhorne, Pa./Neshaminy
Major: Journalism

» 2019

Season: Appeared in two games.

**ZACK KUNTZ** 82

Tight End/H-Back | 6-7 | 243
Sophomore/Freshman
Camp Hill, Pa./Camp Hill
Major: Division of Undergraduate Studies

» 2019

Season: Appeared in five games.

Idaho (8/31): Made an 8-yard grab. **at Maryland (9/27):** Had a career-long 10-yard reception.

» 2019 GAME-BY-GAME

Receiving (Receptions-Yards-TD)

IDAHO 1-8-0; BUFFALO 0-0-0; PITTSBURGH 0-0-0; at Maryland 1-10-0; PURDUE 0-0-0.

» KUNTZ'S CAREER OFFENSIVE STATISTICS & GAME HIGHS

	Att.-Yds.	Avg.	TD	LG	Rec.-Yds.	Avg.	TD	LG
2018	-	-	-	-	1-8	8.0	-	8
2019	-	-	-	-	2-18	9.0	-	10
CAREER	-	-	-	-	3-26	8.7	-	10

Receptions 1; Three Times: Last at Maryland, 9/27/19
Receiving Yards 10; at Maryland, 9/27/19
Longest Reception 10 yards; at Maryland, 9/27/19

**WILL LEWIS** 7

Quarterback | 6-3 | 229
Sophomore/Freshman
Madison, Conn./Xavier
Major: Division of Undergraduate Studies

» 2019

Season: Appeared in four games...One of 28 players to make their collegiate debut.

Idaho (8/31): Threw for 62 yards, completing 11-of-14 passes... Completed a 4-yard touchdown pass to Brenton Strange...Rushed for 21 yards on five carries. **at Maryland (9/27):** Completed three passes for 23 yards...Rushed for 38 yards on six carries...Scored two rushing touchdowns...Scored on 5- and 8-yard runs. **Purdue (10/5):** Rushed for 7 yards on two carries.

» 2019 GAME-BY-GAME

Passing (Comp-Att-Yds-TD-INT)

IDAHO 11-14-62-1-0; BUFFALO 0-0-0-0-0; PITTSBURGH DNP; at Maryland 3-8-23-0-0; PURDUE 0-0-0-0-0.

Rushing (Carries-Yards-TD)

IDAHO 5-21-0; BUFFALO 0-0-0; PITTSBURGH DNP; at Maryland 6-38-2; PURDUE 2-7-0.

» LEWIS' CAREER PASSING STATISTICS & GAME HIGHS

	C-A	Yds.	%	TD-INT	YPG	LG
2019	14-22	85	63.6	1-0	28.3	11
CAREER	14-22	85	63.6	1-0	28.3	11

Pass Completions 11; Idaho, 8/31/19
Pass Attempts 14; Idaho, 8/31/19
Passing Yards 62; Idaho, 8/31/19
Passing Touchdowns 1; Idaho, 8/31/19
Long Pass 15; at Maryland, 9/27/19

» LEWIS' CAREER RUSHING STATISTICS & GAME HIGHS

	Att.-Yds.	Avg.	TD	LG	Rec.-Yds.	Avg.	TD	LG
2019	13-66	5.1	2	12	-	-	-	-
CAREER	13-66	5.1	2	12	-	-	-	-

Rushing Attempts 6; at Maryland, 9/27/19
Rushing Yards 38; at Maryland, 9/27/19
Rushing Touchdowns 2; at Maryland, 9/27/19
Longest Rush 12; Idaho, 8/31/19
2 or more Rushing Touchdowns 1; at Maryland (2), 9/27/19

**JESSE LUKETA** 40

Linebacker | 6-3 | 247
Sophomore/Sophomore
Ottawa, Ont./Mercyhurst Prep (Pa.)
Major: Criminology

» 2019

Season: Appeared in five games, making one start...One of 12 Nittany Lions to make their first career start.

Idaho (8/31): Collected three tackles, including one solo...Assisted on a tackle for loss...Broke up a pass. **Buffalo (9/7):** Posted two tackles. **Pittsburgh (9/14):** Registered two tackles...Added a pass breakup. **at Maryland (9/27):** Recorded five tackles...Had one pass breakup. **Purdue (10/5):** Posted three tackles.

» 2019 GAME-BY-GAME

Tackles (Solo-Assisted-Total)

IDAHO 1-2-3; BUFFALO 0-2-2; PITTSBURGH 1-1-2; at Maryland 5-0-5; PURDUE 3-0-3.

» LUKETA'S CAREER STATISTICS & GAME HIGHS

	UA-A	TK	FF	FR	I	PBU	SACK	TFL
2018	5-2	7	-	-	-	-	-	-
2019	10-5	15	-	-	-	3	-	0.5-1
CAREER	15-7	22	-	-	-	3	-	0.5-1

Tackles 5; at Maryland, 9/27/19
Tackles for Loss 0.5; Pittsburgh, 9/14/19
Pass Breakups 1; Three Times: Last at Maryland, 9/27/19



ISAAC LUTZ 85

Wide Receiver | 5-11 | 193
Senior/Junior
Reading, Pa./Berks Catholic
Major: Accounting

» 2019

Season: Appeared in five games.

Buffalo (9/7): Tabled the coaching staff's Special Teams Player of the Week. **at Maryland (9/27):** Hauled in a 15-yard grab, his first career catch.

» 2019 GAME-BY-GAME

Receiving (Receptions-Yards-TD)

IDAHO 0-0-0; BUFFALO 0-0-0; PITTSBURGH 0-0-0; at Maryland 1-15-0; PURDUE 0-0-0.

» LUTZ'S CAREER OFFENSIVE STATISTICS & GAME HIGHS

	Att.-Yds.	Avg.	TD	LG	Rec.-Yds.	Avg.	TD	LG
2017	-	-	-	-	-	-	-	-
2018	-	-	-	-	-	-	-	-
2019	-	-	-	-	1-15	15.0	-	15
CAREER	-	-	-	-	1-15	15.0	-	15

Receptions 1; at Maryland, 9/27/19

Receiving Yards 15; at Maryland, 9/27/19

Long Reception 15 yards; at Maryland, 9/27/19

Note: Has three career tackles (2 vs. Kent State, 2018; 1 vs. Purdue, 2019).



COLTON MAXWELL 89

Wide Receiver | 6-0 | 194
Senior/Junior
Northampton, Pa./Northampton
Major: Economics

» 2019

Season: Appeared in one game...One of 28 players to make their collegiate debut.



MICHAL MENET 62

Offensive Line | 6-4 | 313
Senior/Junior
Birdsboro, Pa./Exeter Township Senior
Major: Psychology

» 2019

Awards: Named to the preseason Rimington Trophy Watch List.

Season: Made five starts at center...Was voted as a team captain.

Idaho (8/31): Helped the Nittany Lions to gain 673 total yards, their third-most in a game since 1947...Sprung Nittany Lion rushers for 331 yards and seven touchdowns...Did not allow a sack while helping Sean Clifford to throw for 280 yards and two touchdowns and Will Lewis to throw for 62 yards and a score...Aided Penn State to earn 35 first downs. **Buffalo (9/7):** Led the way for the Penn State offense to gain 357 total yards...Protected Sean Clifford as he threw for 279 yards and four touchdowns...Helped the Nittany Lions to score 38 points in the second half, including 28 in the third quarter. **Pittsburgh (9/14):** Helped the Nittany Lions to gain 389 yards, including 222 through the air...Led the way for Journey Brown's first career 100-yard game...Paved the way for rushing scores by Noah Cain and Devyn Ford. **at Maryland (9/27):** Led the way as the Nittany Lions gained 613 yards, its third-most in a Big Ten game...Helped the Nittany Lions to throw for 421 yards, their most in a Big Ten contest...Aided PSU to gain 30 first downs...Helped Sean Clifford to throw for 398 yards, the third-most in program history, including a program-record 287 yards in the first half...Helped the Nittany Lions to score five rushing touchdowns...Named the Coaching Staff's Offensive Player of the Week. **Purdue (10/5):** Helped the Nittany Lion offense to gain 460 total yards...Led the way as Sean Clifford threw for three touchdowns and rushed for one score...Aided Clifford to record his fifth-straight 200-yard passing game...Helped Noah Cain to earn his first career 100-yard game with 105 yards and a touchdown...Paved the way for the PSU offense to score 21 points in the first quarter.



MIKE MIRANDA 73

Offensive Line | 6-3 | 295
Junior/Sophomore
Stow, Ohio/Stow-Munroe Falls
Major: Telecommunications

» 2019

Season: Appeared in five games, including four starts at right guard.

Idaho (8/31): Saw playing time on offense and special teams...Helped the Nittany Lions to gain 673 total yards, their third-most in a game since 1947...Sprung Nittany Lion rushers for 331 yards and seven touchdowns...Did not allow a sack while helping Sean Clifford to throw for 280 yards and two touchdowns and Will Lewis to throw for 62 yards and a score...Aided Penn State to earn 35 first downs...Named the Coaching Staff's Offensive Player of the Week. **Buffalo (9/7):** Led the way for the Penn State offense to gain 357 total yards...Protected Sean Clifford as he threw for 279 yards and four touchdowns...Helped the Nittany Lions to score 38 points in the second half, including 28 in the third quarter. **Pittsburgh (9/14):** Helped the Nittany Lions to gain 389 yards, including 222 through the air...Led the way for Journey Brown's first career 100-yard game...Paved the way for rushing scores by Noah Cain and Devyn Ford. **at Maryland (9/27):** Led the way as the Nittany Lions gained 613 yards, its third-most in a Big Ten game...Helped the Nittany Lions to throw for 421 yards, their most in a Big Ten contest...Aided PSU to gain 30 first downs...Helped Sean Clifford to throw for 398 yards, the third-most in program history, including a program-record 287 yards in the first half...Helped the Nittany Lions to score five rushing touchdowns. **Purdue (10/5):** Helped the Nittany Lion offense to gain 460 total yards...Led the way as Sean Clifford threw for three touchdowns and rushed for one score...Aided Clifford to record his fifth-straight 200-yard passing game...Helped Noah Cain to earn his first career 100-yard game with 105 yards and a touchdown...Paved the way for the PSU offense to score 21 points in the first quarter.



PJ MUSTIPHER 97

Defensive Tackle | 6-4 | 311
Sophomore/Sophomore
Owings Mills, Md./McDonogh School
Major: Division of Undergraduate Studies

» 2019

Awards: Named to the Pro Football Focus Big Ten Team of the Week second team following his performance vs. Buffalo (9/7).

Season: Appeared in five games.

Idaho (8/31): Made a team-high four stops, including two solo tackles. **Buffalo (9/7):** Secured four tackles...Tied a career best with a solo tackle for loss. **Pittsburgh (9/14):** Assisted on a tackle. **at Maryland (9/27):** Recorded one tackle. **Purdue (10/5):** Collected a tackle for loss.

» 2019 GAME-BY-GAME

Tackles (Solo-Assisted-Total)

IDAHO 2-2-4; BUFFALO 2-2-4; PITTSBURGH 0-1-1; at Maryland 1-0-1; PURDUE 1-0-1.

» MUSTIPHER'S CAREER STATISTICS & GAME HIGHS

	UA-A	TK	FF	FR	I	PBU	SACK	TFL
2018	7-7	14	1	-	-	-	-	1-0-3
2019	6-5	11	-	-	-	-	-	2-0-9
CAREER	13-12	25	1	-	-	-	-	3-0-12

Tackles 4; Twice: Last Buffalo, 9/7/19

Tackles for Loss 1.0; Three Times: Last Purdue, 10/5/19

Forced Fumbles 1; at Indiana, 10/20/18



JUSTIN NEFF 35

Safety | 6-1 | 195
Junior/Sophomore
Mill Hall, Pa./Central Mountain
Major: Criminology

» 2019

Season: Appeared in four games...One of 28 players to make their collegiate debut.

Idaho (8/31): Recorded two tackles, including one solo...Named the Coaching Staff's Developmental Squad Defensive Player of the Week. **Pittsburgh (9/14):** Earned the Coaching Staff's Developmental Squad Defensive and Special Teams Player of the Week honors. **at Maryland (9/27):** Selected the Coaching Staff's Developmental Squad Defensive Player of the Week.

» 2019 GAME-BY-GAME

Tackles (Solo-Assisted-Total)

IDAHO 1-1-2; BUFFALO 0-0-0; PITTSBURGH DNP; at Maryland 0-0-0; PURDUE 0-0-0.

» NEFF'S CAREER STATISTICS & GAME HIGHS

	UA-A	TK	FF	FR	I	PBU	SACK	TFL
2018	-	-	-	-	-	-	-	-
2019	1-1	2	-	-	-	-	-	-
CAREER	1-1	2	-	-	-	-	-	-

Tackles 2; Idaho, 8/31/19



JAYSON OWEH 28

Defensive End | 6-5 | 255
Sophomore/Freshman
Howell, N.J./Blair Academy
Major: Division of Undergraduate Studies

» 2019

Season: Appeared in five games.

Idaho (8/31): Secured two tackles, including a solo sack. **Buffalo (9/7):** Collected three tackles...Added a QB hurry. **at Maryland (9/27):** Broke up a pass. **Purdue (10/5):** Recorded a solo sack.

» 2019 GAME-BY-GAME

Tackles (Solo-Assisted-Total)

IDAHO 1-1-2; BUFFALO 2-1-3; PITTSBURGH 0-0-0; at Maryland 0-0-0; PURDUE 1-0-1.

» OWEH'S CAREER STATISTICS & GAME HIGHS

	UA-A	TK	FF	FR	I	PBU	SACK	TFL
2018	4-0	4	-	-	-	-	2-0-11	2-0-11
2019	5-1	6	-	-	-	1	2-0-22	2-0-22
CAREER	9-1	10	-	-	-	1	4-0-33	4-0-33

Tackles 3; Twice: Last Buffalo, 9/7/19

Sacks 2.0; Kent State, 9/15/18

Tackles for Loss 2.0; Kent State, 9/15/18

Pass Breakups 1; at Maryland, 9/27/19

40 2019 PENN STATE FOOTBALL



MICAH PARSONS 11
Linebacker | 6-3 | 245
Sophomore/Sophomore
Harrisburg, Pa./Harrisburg
Major: Criminology

» 2019

Awards: Named to the Pro Football Focus Big Ten Team of the Week second team following his performance vs. Pitt (9/14)...Selected to the Butkus Award Preseason watch list...Named to the preseason Bednarik Award watch list...Tabbed on the preseason Bronko Nagurski Trophy watch list.

Season: Made five starts.

Idaho (8/31): Recorded a solo tackle. **Buffalo (9/7):** Secured 10 tackles... Matched a career best with two tackles for loss. **Pittsburgh (9/14):** Collected nine tackles, including seven solo...Registered two tackles for loss...Added a pass breakup and a QB hurry...Selected as the Coaching Staff's Defensive Player of the Week. **at Maryland (9/27):** Secured two tackles. **Purdue (10/5):** Collected five tackles...Recorded two tackles for loss and a solo sack.

» 2019 GAME-BY-GAME

Tackles (Solo-Assisted-Total)

IDAHO 1-0-1; BUFFALO 2-8-10; PITTSBURGH 7-2-9; at Maryland 1-1-2; PURDUE 3-2-5.

» PARSONS' CAREER STATISTICS & GAME HIGHS

	UA-A	TK	FF	FR	I	PBU	SACK	TFL
2018	48-35	83	2	-	-	-	1.5-12	5.0-22
2019	14-13	27	-	-	-	1	1.0-11	6.0-20
CAREER	62-48	110	2	-	-	1	2.5-23	11.0-42

Tackles 14; vs. Kentucky, 1/1/19
Sacks 1.0; Twice: Last Purdue, 10/5/19
Tackles for Loss 2.0; Four Times: Last Purdue, 10/5/19
Forced Fumbles 1; Twice: Last vs. Kentucky, 1/1/19
Pass Breakups 1; Pittsburgh, 9/14/19
10+ Tackle Games 2; Last: Buffalo, 9/7/19



JAKE PINEGAR 92
Kicker | 6-2 | 195
Sophomore/Sophomore
Ankeny, Iowa/Ankeny Centennial
Major: Division of Undergraduate Studies

» CAREER NOTES & RECORDS

Career: Ranks No. 11 on the career extra points made list with 84...Sits No. 7 in extra point percentage (.977)...Sits No. 15 on the career field goals made list with 20.

Season: 2018: Became the first Nittany Lion freshman and 13th player overall (15th occasion) to score 100 points in a season...Broke the Penn State freshman scoring record with 101 points, topping the previous mark of 99 by Kevin Kelly in 2005...Sits No. 6 in extra points made in a season with 53...Ranks No. 14 in a season with 101 points.

Game: Tied the Penn State record for extra points and extra point attempts in a game with 10 against Idaho (8/31/19)...Equaled the mark set by Charles Atherton vs. Gettysburg (1894) and Travis Forney vs. Akron (1999).

» 2019

Season: Appeared in five games...Has converted his last 41 extra-point attempts.

Rankings: Ranks fourth in the Big Ten with an 80.0 field goal percentage...Sits fifth in the Big Ten and 37th in the FBS in scoring, averaging 8.6 points per game.

Idaho (8/31): Hit two field goals, connecting from 28 and 38 yards...Converted all 10 extra point attempts...Tied the Penn State record for extra points and extra point attempts in a game with 10 against Idaho (8/31)...Equaled the mark set by Charles Atherton vs. Gettysburg (1894) and Travis Forney vs. Akron (1999). **Buffalo (9/7):** Converted a 32-yard field goal in the fourth quarter...Hit all six extra point attempts. **Pittsburgh (9/14):** Hit both extra point attempts. **at Maryland (9/27):** Converted all eight extra point attempts...Hit a 21-yard field goal to end the first half...Accounted for 11 points, earning his fourth career game accounting for 10 or more points. **Purdue (10/5):** Converted all five extra point attempts.

» PINEGAR'S CAREER SCORING STATISTICS & GAME HIGHS

	FGM-A	%	0-19	20-29	30-39	40-49	50+	LG	XP	PTS
2018	16-24	66.6	1-1	5-5	5-7	5-11	-	49	53-55	101
2019	4-5	80.0	-	2-2	2-3	-	-	38	31-31	43
CAREER 20-29	68.9	1-1	7-7	7-10	5-11	-	-	49	84-86	144

Points Scored 16; Idaho, 8/31/19
PATs Made 10; Idaho, 8/31/19
PATs Attempted 10; Idaho, 8/31/19
Field Goals Made 3; Twice: Last Wisconsin, 11/10/18
Field Goals Attempted 5; Wisconsin, 11/10/18
Longest Field Goal 49 yards; Twice: Last Wisconsin, 11/10/18
10+ Point Games 4; Last at Maryland (11), 9/27/19

» PINEGAR'S CAREER KICKOFF STATISTICS & GAME HIGHS

	KO	Yds.	Avg.	TB	OB
2018	3	184	61.3	0	0
2019	-	-	-	-	-
CAREER	3	184	61.3	0	0

Kickoffs 3; Maryland, 11/24/18
Kickoff Yards 184; Maryland, 11/24/18
Kickoff Average 61.3; Maryland, 11/24/18

NOTE: Has one career tackle (vs. Maryland, 2018).



JOEY PORTER JR. 9
Cornerback | 6-2 | 180
Freshman/Freshman
Bakersfield, Calif./North Allegheny (Pa.)
Major: Division of Undergraduate Studies

» 2019

Season: Appeared in three games...One of 28 players to make their collegiate debut...One of 18 true freshmen to play.

at Maryland (9/27): Broke up one pass. **Purdue (10/5):** Recorded first career tackle.

» 2019 GAME-BY-GAME

Tackles (Solo-Assisted-Total)

IDAHO 0-0-0; BUFFALO DNP; PITTSBURGH DNP; at Maryland 0-0-0; PURDUE 0-1-1.

» PORTER'S CAREER STATISTICS & GAME HIGHS

	UA-A	TK	FF	FR	I	PBU	SACK	TFL
2019	0-1	1	-	-	-	1	-	-
CAREER	0-1	1	-	-	-	1	-	-

Tackles 1; Purdue, 10/5/19
Pass Breakups 1; Purdue, 10/5/19



EVAN PRESTA 58
Defensive Tackle | 6-3 | 288
Junior/Sophomore
Erie, Pa./Cathedral Prep
Major: Economics

» 2019

Season: Appeared in one game.

Idaho (8/31): Tabbed as the Coaching Staff's Developmental Squad Defensive Player of the Week.



JOHN REID 29
Cornerback | 5-10 | 181
5th/Senior
Mount Laurel, N.J./St. Joseph's Prep (Pa.)
Major: Data Sciences

» CAREER NOTES & RECORDS

Career: Is tied No. 12 all-time at Penn State with 33 passes defended (26 pbu, 7 int).

» 2019

Awards: Named to the Pro Football Focus Big Ten Team of the Week after his performance against Buffalo (9/7).

Season: Made five starts.

Rankings: Ranks No. 2 in the Big Ten, and ranks 24th in the nation, with two interceptions...Averaging 0.4 interceptions per game, good for second in the conference and 33rd in the country...Sits No. 3 in the conference and No. 36 in the nation with 1.2 passes defended per contest.

Idaho (8/31): Made two solo stops...Picked off a pass in the third quarter and returned it 25 yards to setup a Penn State touchdown...Recorded his first full sack of his career in the first quarter...Tabbed as the Coaching Staff's Defensive Player of the Week. **Buffalo (9/7):** Picked off a pass in the third quarter and returned it 36 yards for a touchdown, his first career pick-six...Had Penn State's first pick-six since Amani Oruwariye vs. Kent State in 2016...Added four tackles, including two solo, and two pass breakups...Named the coaching staff's Defensive Player of the Week. **Pittsburgh (9/14):** Recorded three tackles...Assisted on one tackle for loss. **at Maryland (9/27):** Assisted on one tackle...Selected the Coaching Staff's Special Teams Player of the Week. **Purdue (10/5):** Collected two tackles and two pass breakups.

» 2019 GAME-BY-GAME

Tackles (Solo-Assisted-Total)

IDAHO 2-0-2; BUFFALO 2-2-4; PITTSBURGH 2-1-3; at Maryland 0-1-1; PURDUE 1-1-2.

» REID'S CAREER STATISTICS & GAME HIGHS

	UA-A	TK	FF	FR	I	PBU	SACK	TFL
2015	18-11	29	1	1	2	5	-	1.0-2
2016	23-13	36	-	1	1	9	0.5-3	5.0-19
2017								
2018	17-7	24	-	-	2	8	-	1.0-2
2019	7-5	12	-	-	2	4	1.0-16	1.5-18
CAREER	65-36	101	1	2	7	26	1.5-19	8.5-41

Tackles 8; at Indiana, 10/20/18
Sacks 1.0; Idaho, 8/31/19
Tackles for Loss 2.0; at Rutgers, 11/19/16
Forced Fumbles 1; vs. Maryland, 10/24/15
Fumble Recoveries 1; Twice: Last at Pittsburgh, 9/10/16
Interceptions 1; Six Times: Last Buffalo, 9/7/19
Long Interception Return 44 yards; Twice: Last Iowa, 10/27/18
Interception Return for Touchdown 36 yards; Buffalo, 9/7/19
Pass Breakups 3; Iowa, 10/27/18

NOTE: Owns 22 career punt returns for 166 yards (7.5 ypr), all coming in 2016.



TYLER RUDOLPH 21
Safety | 6-0 | 204
Freshman/Freshman
Waterbury, Conn./St. Thomas More
Major: Division of Undergraduate Studies

» 2019

Season: Appeared in one game...One of 28 players to make their collegiate debut...One of 18 true freshmen to play.


ANTONIO SHELTON 55

Defensive Tackle | 6-2 | 311
Senior/Junior
Westerville, Ohio/Westerville-North
Major: Journalism

» 2019

Season: Made five starts.

Idaho (8/31): Registered a solo tackle for loss. **Pittsburgh (9/14):** Collected two tackles, including one for loss. **Purdue (10/5):** Assisted on a sack.

» 2019 GAME-BY-GAME

Tackles (Solo-Assisted-Total)

IDAHO 1-0-1; BUFFALO 0-0-0; PITTSBURGH 2-0-2; at Maryland 0-0-0; PURDUE 0-1-1.

» SHELTON'S CAREER STATISTICS & GAME HIGHS

	UA-A	TK	FF	FR	I	PBU	SACK	TFL
2017	1-5	6	-	-	-	-	1.0-4	2.5-7
2018	5-9	14	-	-	-	-	1.0-1	1.5-2
2019	3-1	4	-	-	-	-	0.5-3	2.5-9
CAREER	9-15	24	-	-	-	-	2.5-8	6.5-18

Tackles 2; Six Times: Last Pittsburgh, 9/14/19

Tackles For Loss 1.0; Four Times: Last Pittsburgh, 9/14/19

Sacks 1.0; at Rutgers, 11/17/18


JUSTIN SHORTER 6

Wide Receiver | 6-4 | 235
Sophomore/Freshman
Monmouth Junction, N.J./South Brunswick
Major: Division of Undergraduate Studies

» 2019

Season: Made four starts...One of 12 Nittany Lions to make their first career start.

Idaho (8/31): Hauled in three catches for 36 yards...Made a key block down field to spring Devyn Ford on an 81-yard touchdown run. **Buffalo (9/7):** Made a 9-yard grab. **Pittsburgh (9/14):** Caught two passes for 29 yards...Had a career-high 18-yard reception. **at Maryland (9/27):** Hauled in a 14-yard catch.

» 2019 GAME-BY-GAME

Receiving (Receptions-Yards-TD)

IDAHO 3-36-0; BUFFALO 1-9-0; PITTSBURGH 2-29-0; at Maryland 1-14-0; PURDUE DNP.

» SHORTER'S CAREER OFFENSIVE STATISTICS & GAME HIGHS

SEASON	Att.-Yds.	Avg.	TD	LG	Rec.-Yds.	Avg.	TD	LG
2018	1-9	9.0	-	9	3-20	6.6	-	12
2019	-	-	-	-	7-88	12.6	-	18
CAREER	1-9	9.0	-	9	10-108	10.8	-	18

Receptions 3; Idaho, 8/31/19

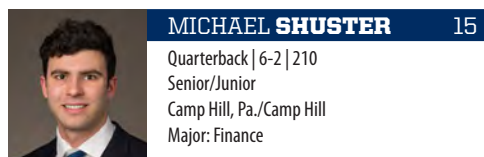
Receiving Yards 36; Idaho, 8/31/19

Longest Reception 18 yards; Pittsburgh, 9/14/19

Rushing Attempts 1; at Rutgers, 11/17/18

Rushing Yards 9; at Rutgers, 11/17/18

Longest Rush 9 yards; at Rutgers, 11/17/18


MICHAEL SHUSTER 15

Quarterback | 6-2 | 210
Senior/Junior
Camp Hill, Pa./Camp Hill
Major: Finance

» 2019

Season: Appeared in one game.

Idaho (8/31): Earned playing time in the fourth quarter, leading a 7-play, 54-yard scoring drive.


SHANE SIMMONS 34

Defensive End | 6-3 | 259
Senior/Junior
Laurel, Md./DeMatha
Major: Communication Arts & Sciences

» 2019

Season: Appeared in five games.

Idaho (8/31): Assisted on two tackles. **Buffalo (9/7):** Recorded a solo tackle for loss. **Pittsburgh (9/14):** Matched a career best with four tackles, including three solo. **at Maryland (9/27):** Collected three tackles...Assisted on a tackle for loss. **Purdue (10/5):** Secured one tackle.

» 2019 GAME-BY-GAME

Tackles (Solo-Assisted-Total)

IDAHO 0-2-2; BUFFALO 1-0-1; PITTSBURGH 3-1-4; at Maryland 1-2-3; PURDUE 1-0-1.

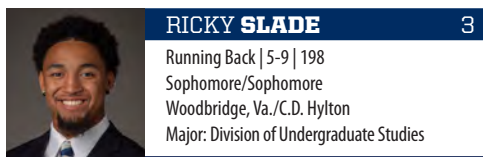
» SIMMONS' CAREER STATISTICS & GAME HIGHS

	UA-A	TK	FF	FR	I	PBU	SACK	TFL
2017	8-7	15	-	-	-	-	1.0-1	4.5-13
2018	4-5	9	-	-	-	-	-	-
2019	6-5	11	-	-	-	-	-	1.5-4
CAREER	18-17	35	-	-	-	-	1.0-1	6.0-17

Tackles 4; Twice: Last Pittsburgh, 9/14/19

Tackles For Loss 1.0; Four Times: Last Buffalo, 9/7/19

Sacks 1.0; at Michigan State, 11/14/17


RICKY SLADE 3

Running Back | 5-9 | 198
Sophomore/Sophomore
Woodbridge, Va./C.D. Hylton
Major: Division of Undergraduate Studies

» 2019

Season: Made five appearances, including four starts...One of 12 Nittany Lions to make their first career start.

Idaho (8/31): Rushed for 9 yards on five carries...Scored on a 1-yard run in the first quarter...Added a 26-yard catch. **Buffalo (9/7):** Gained 8 yards on three carries. **Pittsburgh (9/14):** Ran for 4 yards on four carries...Had two catches for 42 yards, including a career-long 40 yard reception. **at Maryland (9/27):** Gained 28 yards on eight carries...Scored on a 3-yard run in the first quarter...Caught three passes for 22 yards. **Purdue (10/5):** Ran for 2 yards...Caught one pass.

» 2019 GAME-BY-GAME

Rushing (Carries-Yards-TD)

IDAHO 5-9-1; BUFFALO 3-8-0; PITTSBURGH 4-4-0; at Maryland 8-28-1; PURDUE 4-2-0.

Receiving (Receptions-Yards-TD)

IDAHO 1-26-0; BUFFALO 0-0-0; PITTSBURGH 2-42-0; at Maryland 3-22-0; PURDUE 1-(-1)-0.

» SLADE'S CAREER STATISTICS & GAME HIGHS

	Att.-Yds.	Avg.	TD	LG	Rec.-Yds.	Avg.	TD	LG
2018	45-257	5.7	6	61	1-12	12.0	-	12
2019	24-51	2.1	2	9	7-89	12.7	-	40
CAREER	69-308	4.5	8	61	8-101	12.6	-	26

Rushing Attempts 10; at Illinois, 9/21/18

Rushing Yards 94; at Illinois, 9/21/18

Rushing Touchdowns 2; Twice: Last Maryland, 11/24/18

Longest Rush 61 yards; at Illinois, 9/21/18

2 or More Rushing Touchdowns 2 games; Last Maryland (2), 11/24/18

Receptions 3; at Maryland, 9/27/19

Receiving Yards 42; Pittsburgh, 9/14/19

Longest Reception 40 yards; Pittsburgh, 9/14/19


BRANDON SMITH 12

Linebacker | 6-3 | 240
Freshman/Freshman
Louisville, Va./Louisiana County
Major: Division of Undergraduate Studies

» 2019

Season: Appeared in five games...One of 28 players to make their collegiate debut...One of 18 true freshmen to play.

Idaho (8/31): Recorded three solo stops, including a tackle for loss. **Buffalo (9/7):** Posted three tackles. **at Maryland (9/27):** Collected two tackles. **Purdue (10/5):** Made a career-high four stops, including two solo tackles.

» 2019 GAME-BY-GAME

Tackles (Solo-Assisted-Total)

IDAHO 3-0-3; BUFFALO 0-3-3; PITTSBURGH 0-0-0; at Maryland 2-0-2; PURDUE 2-2-4.

» SMITH'S CAREER STATISTICS & GAME HIGHS

	UA-A	TK	FF	FR	I	PBU	SACK	TFL
2019	7-5	12	-	-	-	-	-	1.0-2
CAREER	7-5	12	-	-	-	-	-	1.0-2

Tackles 4; Purdue, 10/5/19

Tackles For Loss 1.0; Idaho, 8/31/19


CHRIS STOLL 91

Long Snapper | 6-2 | 245
Junior/Sophomore
Westerville, Ohio/St. Francis DeSales
Major: Kinesiology

» 2019

Season: Appeared in five games...One of 12 Nittany Lions to make their first career start...One of 28 players to make their collegiate debut.

Idaho (8/31): Helped Jake Pinegar to hit two field goals and 10 extra point attempts, tying a Nittany Lion record for extra points and extra point attempts. **Buffalo (9/7):** Aided Jake Pinegar in converting a 32-yard field goal and all six extra point attempts...Helped Blake Gillikin to average 41.2 yards per punt while landing two inside the 20 and one inside the 10. **Pittsburgh (9/14):** Helped Jordan Stout to hit a Penn State-record 57-yard field goal in the second quarter...Aided Jake Pinegar to convert both of his extra point attempts...Helped Blake Gillikin to average 42.4 yards per punt and land six inside the 20. **at Maryland (9/27):** Aided Jake Pinegar to hit all eight extra point attempts and a 21-yard field goal...Helped Blake Gillikin to average 41.0 yards per punt, including a 52-yard punt. **Purdue (10/5):** Helped Jake Pinegar to convert all five extra point attempts...Aided Blake Gillikin to hit a 51-yard punt and land a punt at the Purdue 4.


JORDAN STOUT 98

Kicker/Punter | 6-3 | 205
Junior/Sophomore
Cedar Bluff, Va./Honaker/Virginia Tech
Major: Telecommunications

» CAREER NOTES & RECORDS

Season: 2019: Became the first Penn State kicker with multiple 50-yard field goals since Kevin Kelly in 2008 (52 yards vs. Syracuse; 50 yards at Wisconsin).

Game: Hit a program-record 57-yard field goal in the second quarter against Pittsburgh (9/14/19)...The 57-yard field goal tied a Beaver Stadium, equaling a 57-yard kick by Ohio's Gary Homer in 1973...The 57-yard field goal is also tied for the 12th-longest in Big Ten history...Crushed 12 touchbacks on kickoffs against Idaho (8/31/19), the most by a Nittany Lion since the kickoff spot was moved to the 35-yard line in 2011...Hit a 53-yard field goal against Idaho, Penn State's longest since Sam Ficken hit a 54-yarder vs. Kent State in 2013...Booted 12 touchbacks on kickoffs, the most at Penn State since the kickoff spot was moved to the 35-yard line in 2011.

42 2019 PENN STATE FOOTBALL

» 2019

Season: Appeared in five games...One of 33 players to make their Penn State debut...Transferred from Virginia Tech.

Rankings: Sits second in the FBS with 34 touchbacks and fifth in touchback percentage (85.0).

Idaho (8/31): Converted a 53-yard field goal in the first quarter, the sixth-longest in Penn State history and the program's longest since Sam Ficken connected on a 54-yard kick vs. Kent State in 2013...Crushed 12 touchbacks on kickoffs, the most by a Nittany Lion since 2011...Selected as the Coaching Staff's Special Teams Player of the Week. **Buffalo (9/7):** All eight kickoffs resulted in touchbacks. **Pittsburgh (9/14):** Knocked in a school-record 57-yard field goal in the closing seconds of the second quarter...The 57-yard field goal tied a Beaver Stadium, equaling a 57-yard kick by Ohio's Gary Homer in 1973...The 57-yard field goal is also tied for the 12th-longest in Big Ten history...All four kickoffs resulted in touchbacks...Selected as the Coaching Staff's Special Teams Player of the Week. **at Maryland (9/27):** Six of his nine kickoffs resulted in touchbacks...Averaged 61.6 yards per kickoff. **Purdue (10/5):** Had four touchbacks...Averaged 63.0 yards per kickoff.

» STOUT'S CAREER KICKOFF STATISTICS & GAME HIGHS

	KO	Yds.	Avg.	TB	OB
2018*	71	4,565	64.3	60	2
2019	40	2,522	63.0	34	1
CAREER	111	7,087	63.8	94	3

Kickoffs13; Idaho, 8/31/19
Kickoff Yards820; Idaho, 8/31/19
Kickoff Average65.0; Eight Times; Last Pittsburgh; 9/14/19
Touchbacks12; Idaho, 8/31/19

» STOUT'S CAREER SCORING STATISTICS & GAME HIGHS

	FGM-A	%	0-19	20-29	30-39	40-49	50+	LG	XP	PTS
2018*	0-1	0.0	-	-	-	0-1	-	-	4-4	4
2019	2-3	66.6	-	-	-	2-3	57	-	6	6
CAREER	2-4	50.0	-	-	-	0-1	2-3	57	4-4	10

Points Scored3; Twice: Last Pittsburgh, 9/14/19
PATs Made2; Twice: Last William & Mary, 9/8/18*
PATs Attempted2; Twice: Last William & Mary, 9/8/18*
Field Goals Made1; Twice: Last Pittsburgh, 9/4/19
Field Goals Attempted1; Four Times: Last at Maryland, 9/27/19
Longest Field Goal57 yards; Twice: Last Pittsburgh, 9/14/19
50+ yard Field Goals2; Last Pittsburgh (57 yards), 9/14/19

* At Virginia Tech (2017-18).



BRENTON STRANGE 86

Tight End/H-Back | 6-3 | 233
 Freshman/Freshman
 Parkersburg, W.Va./Parkersburg
 Major: Division of Undergraduate Studies

» 2019

Season: Appeared in one game...One of 28 players to make their collegiate debut...One of 18 true freshmen to play.

Idaho (8/31): Caught a 4-yard touchdown pass from Will Levis in the fourth quarter.

» 2019 GAME-BY-GAME

Receiving (Receptions-Yards-TD)

IDAHO 1-4-1; BUFFALO DNP; PITTSBURGH DNP; at Maryland DNP; PURDUE DNP.

» STRANGE'S CAREER STATISTICS & GAME HIGHS

	Att.-Yds.	Avg.	TD	LG	Rec.-Yds.	Avg.	TD	LG
2019	-	-	-	-	1-4	4.0	1	4
CAREER	-	-	-	-	1-4	4.0	1	4

Receptions1; Idaho, 8/31/19
Receiving Yards4; Idaho, 8/31/19
Receiving Touchdowns1; Idaho, 8/31/19
Long Reception4; Idaho, 8/31/19



CAM SULLIVAN-BROWN 81

Wide Receiver | 6-0 | 194
 Junior/Sophomore
 Bowie, Md./Saint Vincent Pallotti
 Major: Journalism

» 2019

Season: Appeared in four games.

Idaho (8/31): Hauled in two catches for 13 yards. **Pittsburgh (9/14):** Caught an 8-yard pass. **at Maryland (9/27):** Had career highs of five catches for 35 yards.

» 2019 GAME-BY-GAME

Receiving (Receptions-Yards-TD)

IDAHO 2-13-0; BUFFALO 0-0-0; PITTSBURGH 1-8-0; at Maryland 5-35-0; PURDUE DNP.

» SULLIVAN-BROWN'S CAREER STATISTICS & GAME HIGHS

	Att.-Yds.	Avg.	TD	LG	Rec.-Yds.	Avg.	TD	LG
2018	-	-	-	-	4-49	12.3	-	22
2019	-	-	-	-	8-56	7.0	-	14
CAREER	-	-	-	-	12-105	8.8	-	22

Receptions5; at Maryland, 9/27/19
Receiving Yards35; at Maryland, 9/27/19
Longest Reception22 yards; at Indiana, 10/20/18



JONATHAN SUTHERLAND 26

Safety | 5-11 | 201
 Junior/Sophomore
 Ottawa, Ont./Episcopal (Va.)
 Major: Labor and Employment Relations

» CAREER NOTES AND RECORDS

Game: Blocked two punts against Idaho (8/31), marking the first time Penn State blocked two punts in a game since 2000 vs. Louisiana Tech...Two blocked punts in a game is tied for the fourth-most in FBS history...Joins Houston's Keith Corbin (vs. Prairie View A&M) as the only FBS players with two blocked punts in a game this season.

» 2019

Season: Appeared in five games...Was voted as a team captain...Blocked two punts against Idaho (8/31), marking the first time Penn State blocked two punts in a game since 2000 vs. Louisiana Tech...Two blocked punts in a game is tied for the fourth-most in FBS history...Joins Houston's Keith Corbin (vs. Prairie View A&M) as the only FBS players with two blocked punts in a game this season.

Rankings: Leads the FBS with two blocked kicks this season.

Idaho (8/31): Collected three tackles, including two solo...Added a pass breakup...Blocked two punts in the second quarter, recording Penn State's first blocked punt since Juwan Johnson against Rutgers in 2016...Tabbed as the Coaching Staff's Special Teams Player of the Week. **Buffalo (9/7):** Registered three tackles, including a half-tackle for loss. **Pittsburgh (9/14):** Recorded five stops, including four solo...Made two tackles on punt coverages...Tabbed the Coaching Staff's Special Teams Player of the Week. **at Maryland (9/27):** Collected three tackles. **Purdue (10/5):** Assisted on a tackle.

» 2019 GAME-BY-GAME

Tackles (Solo-Assisted-Total)

IDAHO 2-1-3; BUFFALO 0-3-3; PITTSBURGH 4-1-5; at Maryland 1-2-3; PURDUE 0-1-1.

» SUTHERLAND'S CAREER STATISTICS & GAME HIGHS

	UA-A	TK	FF	FR	I	PBU	SACK	TFL
2018	25-14	39	1	-	-	1	-	2.0-4
2019	7-8	15	-	-	-	-	-	0.5-0
CAREER	32-22	54	1	-	-	-	-	2.5-4

Tackles8; at Illinois, 9/21/18
Tackles for Loss1.0; Twice: Last at Illinois, 9/21/18
Forced Fumbles1; at Indiana, 10/20/18
Pass Breakups1; Iowa, 10/27/18
Blocked Kicks2; Idaho, 8/31/19



GARRETT TAYLOR 17

Safety | 6-0 | 198
 Graduate/Senior
 Richmond, Va./Saint Christopher's
 Major: Telecommunications (2nd degree)

» 2019

Season: Made five starts...Was voted as a team captain...One of five Nittany Lions to have earned their degree entering the 2019 season...Graduated with a degree in advertising & public relations in December 2018.

Idaho (8/31): Assisted on a tackle and broke up a pass. **Buffalo (9/7):** Posted eight tackles, including two solo. **Pittsburgh (9/14):** Made seven tackles, including six solo...Had one tackle for loss. **at Maryland (9/27):** Secured four tackles. **Purdue (10/5):** Recorded a solo tackle for loss.

» 2019 GAME-BY-GAME

Tackles (Solo-Assisted-Total)

IDAHO 0-1-1; BUFFALO 2-6-8; PITTSBURGH 6-1-7; at Maryland 4-0-4; PURDUE 1-0-1.

» TAYLOR'S CAREER STATISTICS & GAME HIGHS

	UA-A	TK	FF	FR	I	PBU	SACK	TFL
2016	1-1	2	-	-	-	1	-	-
2017	6-6	12	-	1	-	1	-	-
2018	45-26	71	1	1	3	7	-	2.5-13
2019	13-8	21	-	-	-	1	-	2.0-2
CAREER	65-41	106	1	2	3	10	-	4.5-15

Tackles10; vs. Kentucky, 1/1/19
Tackles for Loss1.5; at Illinois, 9/21/18
Forced Fumbles1; Michigan State, 10/13/18
Fumble Recoveries1; Twice: Last at Indiana, 10/20/18
Interceptions1; Three Times: Last at Rutgers, 11/17/18
Longest Interception Return45 yards; Ohio State, 9/29/18
Pass Breakups5; Michigan State, 10/13/18
10+ Tackle Games1; vs. Kentucky, 1/1/19



C.J. THORPE 69

Offensive Line | 6-3 | 322
 Junior/Sophomore
 Glenshaw, Pa./Central Catholic
 Major: Philosophy

» 2019

Season: Made five appearances, including one start at right guard...One of 12 Nittany Lions to make their first career start.

Idaho (8/31): Helped the Nittany Lions to gain 673 total yards, their third-most in a game since 1947...Sprung Nittany Lion rushers for 331 yards and seven touchdowns...Did not allow a sack while helping Sean Clifford to throw for 280 yards and two touchdowns and Will Levis to throw for 62 yards and a score...Aided Penn State to earn 35 first downs. **Buffalo (9/7):** Led the way for the Penn State offense to gain 357 total yards...Protected Sean Clifford as he threw for 279 yards and four touchdowns...Helped the Nittany Lions to score 38 points in the second half, including 28 in the third quarter. **Pittsburgh (9/14):** Helped the Nittany Lions to gain 389 yards, including 222 through the air... Led the way for Journey Brown's first career 100-yard game...Paved the way for rushing scores by Noah Cain and Devyn Ford. **at Maryland (9/27):** Led the way as the Nittany Lions gained 613 yards, its third-most in a Big Ten game...Helped the Nittany Lions to throw for 421 yards, their most in a Big Ten contest...Aided PSU to gain 30 first downs...Helped Sean Clifford to throw for 398 yards, the third-most in program history, including a program-record 287 yards in the first half...Helped the Nittany Lions to score five rushing touchdowns. **Purdue (10/5):** Helped the Nittany Lion offense to gain 460 total yards... Led the way as Sean Clifford threw for three touchdowns and rushed for one score...Aided Clifford to record his fifth-straight 200-yard passing game...Helped Noah Cain to earn his first career 100-yard game with 105 yards and a touchdown...Paved the way for the PSU offense to score 21 points in the first quarter.

**SHAKA TONEY** 18

Defensive End | 6-3 | 243
Senior/Junior
Philadelphia, Pa./Imhotep Charter
Major: Rehabilitation and Human Services

» **CAREER NOTES AND RECORDS**

Game: Tied the Penn State game record with four sacks at Indiana (10/20/18)...Equalled the PSU game record set by three others (Terry Killens vs. Indiana, 1995; Jimmy Kennedy at Wisconsin, 2012; Tamba Hali vs. Wisconsin, 2005).

» **2019**

Season: Made five starts...One of 12 Nittany Lions to make their first career start.

Idaho (8/31): Registered a solo sack. **Buffalo (9/7):** Recorded two tackles...Had a half-tackle for loss. **Pittsburgh (9/14):** Collected five tackles, including two solo...Recorded a solo sack and a QB hurry...Named the Coaching Staff's Defensive Player of the Week. **at Maryland (9/27):** Had a QB hurry. **Purdue (10/5):** Registered four tackles, including three sacks...Earned his third career game with two or more sacks and his fifth career game with two or more tackles for loss.

» **2019 GAME-BY-GAME***Tackles (Solo-Assisted-Total)*

IDAHO 0-0-0; BUFFALO 0-2-2; PITTSBURGH 2-3-5; at Maryland 0-0-0; PURDUE 4-0-4.

» **TONEY'S CAREER STATISTICS & GAME HIGHS**

	UA-A	TK	FF	FR	I	PBU	SACK	TFL
2017	8-12	20	2	-	-	-	4.0-31	6.5-39
2018	16-7	23	1	-	-	2	5.0-40	7.5-47
2019	7-5	12	-	-	-	-	5.0-35	5.5-35
CAREER	31-24	55	3	-	-	2	14.0-106	19.5-121

Tackles6; at Indiana, 10/20/18

Tackles for Loss4.0; at Indiana, 10/20/18

Sacks4.0; at Indiana, 10/20/18

Forced Fumble1; Three Times: Last at Indiana, 10/20/18

Pass Breakups1; Twice: Last Maryland, 11/24/18

Games with 2 or more Tackles for Loss5; Last Purdue (3.0), 10/5/19

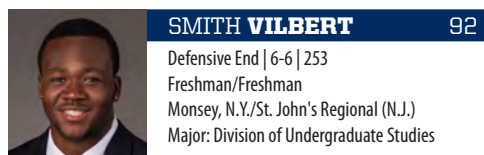
Games with 2 or more Sacks3; Last Purdue (3.0), 10/5/19

**DAN VASEY** 98

Long Snapper/Defensive Line | 6-4 | 252
Junior/Sophomore
Lackawaxen, Pa./Wallenpaupack
Major: Kinesiology

» **2019**

Season: Appeared in one game...One of 28 players to make their collegiate debut.

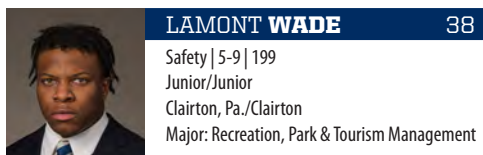
**SMITH VILBERT** 92

Defensive End | 6-6 | 253
Freshman/Freshman
Monsey, N.Y./St. John's Regional (N.J.)
Major: Division of Undergraduate Studies

» **2019**

Season: Appeared in one game...One of 28 players to make their collegiate debut...One of 18 true freshmen to play.

Buffalo (9/7): Named the coaching staff's Developmental Squad Defensive Player of the Week.

**LAMONT WADE** 38

Safety | 5-9 | 199
Junior/Junior
Clairton, Pa./Clairton
Major: Recreation, Park & Tourism Management

» **2019**

Season: Made five starts...One of 12 Nittany Lions to make their first career start.

Idaho (8/31): Led the team with four tackles, including three solo stops. **Buffalo (9/7):** Secured two tackles, including one solo. **Pittsburgh (9/14):** Recorded three tackles. **at Maryland (9/27):** Posted two tackles. **Purdue (10/5):** Collected a career-high 11 tackles, including four solo...Registered a solo sack...Added a pass breakup.

» **2019 GAME-BY-GAME***Tackles (Solo-Assisted-Total)*

IDAHO 3-1-4; BUFFALO 1-1-2; PITTSBURGH 2-1-3; at Maryland 1-1-2; PURDUE 4-7-11.

» **WADE'S CAREER STATISTICS & GAME HIGHS**

	UA-A	TK	FF	FR	I	PBU	SACK	TFL
2017	14-17	31	1	-	-	3	-	-
2018	12-6	18	-	-	-	-	1.0-7	2.0-9
2019	11-11	22	-	-	-	1	1.0-7	1.0-7
CAREER	37-34	71	1	-	-	4	2.0-14	3.0-16

Tackles11; Purdue, 10/5/19

Tackles for Loss2.0; Kent State, 9/15/18

Sacks1.0; Twice: Last Purdue, 10/5/19

Forced Fumbles1; Rutgers, 11/11/17

Pass Breakups1; Four Times: Last Purdue, 10/5/19

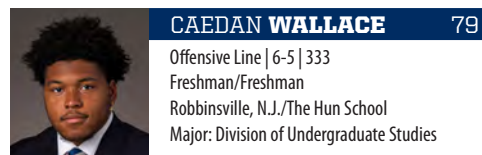
**RASHEED WALKER** 53

Offensive Line | 6-6 | 324
Sophomore/Freshman
Waldorf, Md./North Point
Major: Division of Undergraduate Studies

» **2019**

Season: Made five starts at left tackle...One of 12 Nittany Lions to make their first career start...One of 28 players to make their collegiate debut.

Idaho (8/31): Helped the Nittany Lions to gain 673 total yards, their third-most in a game since 1947...Sprung Nittany Lion rushers for 331 yards and seven touchdowns...Did not allow a sack while helping Sean Clifford to throw for 280 yards and two touchdowns and Will Levis to throw for 62 yards and a score...Aided Penn State to earn 35 first downs. **Buffalo (9/7):** Led the way for the Penn State offense to gain 357 total yards...Protected Sean Clifford as he threw for 279 yards and four touchdowns...Helped the Nittany Lions to score 38 points in the second half, including 28 in the third quarter. **Pittsburgh (9/14):** Helped the Nittany Lions to gain 389 yards, including 222 through the air...Led the way for Journey Brown's first career 100-yard game...Paved the way for rushing scores by Noah Cain and Devyn Ford. **at Maryland (9/27):** Led the way as the Nittany Lions gained 613 yards, its third-most in a Big Ten game...Helped the Nittany Lions to throw for 421 yards, their most in a Big Ten contest...Aided PSU to gain 30 first downs...Helped Sean Clifford to throw for 398 yards, the third-most in program history, including a program-record 287 yards in the first half...Helped the Nittany Lions to score five rushing touchdowns. **Purdue (10/5):** Helped the Nittany Lion offense to gain 460 total yards...Led the way as Sean Clifford threw for three touchdowns and rushed for one score...Aided Clifford to record his fifth-straight 200-yard passing game...Helped Noah Cain to earn his first career 100-yard game with 105 yards and a touchdown...Paved the way for the PSU offense to score 21 points in the first quarter.

**CAEDAN WALLACE** 79

Offensive Line | 6-5 | 333
Freshman/Freshman
Robbinsville, N.J./The Hun School
Major: Division of Undergraduate Studies

» **2019**

Season: Appeared in three games...One of 28 players to make their collegiate debut...One of 18 true freshmen to play.

**JUSTIN WELLER** 80

Wide Receiver | 6-0 | 190
Junior/Sophomore
Sinking Spring, Pa./Wilson
Major: Finance

» **2019**

Season: Appeared in one game.

Idaho (8/31): Caught a 10-yard pass...Selected as the Coaching Staff's Developmental Squad Offensive Player of the Week.

» **2019 GAME-BY-GAME***Receiving (Receptions-Yards-TD)*

IDAHO 1-10-0; BUFFALO DNP; PITTSBURGH DNP; at Maryland DNP; PURDUE DNP.

» **WELLER'S CAREER STATISTICS & GAME HIGHS**

	Att.-Yds.	Avg.	TD	LG	Rec.-Yds.	Avg.	TD	LG
2018	-	-	-	-	-	-	-	-
2019	-	-	-	-	1-10	10.0	-	10
CAREER	-	-	-	-	1-10	10.0	-	10

Receptions1; Idaho, 8/31/19

Receiving Yards10; Idaho, 8/31/19

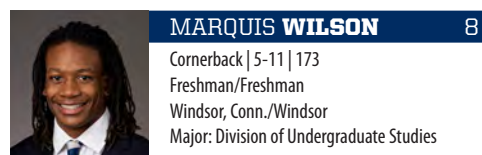
Long Reception10; Idaho, 8/31/19

**ANTHONY WHIGAN** 55

Offensive Line | 6-4 | 301
Junior/Junior
Lexington, Md./Great Mills/Lackawanna C.C.
Major: Recreation, Park & Tourism Management

» **2019**

Season: Appeared in two games...One of 33 players to make their Penn State debut.

**MARQUIS WILSON** 8

Cornerback | 5-11 | 173
Freshman/Freshman
Windsor, Conn./Windsor
Major: Division of Undergraduate Studies

» **2019**

Season: Appeared in one game...One of 28 players to make their collegiate debut...One of 18 true freshmen to play.



ROBERT WINDSOR 54
 Defensive Tackle | 6-4 | 285
 Graduate/Senior
 Fond Du Lac, Wis./Fond Du Lac
 Major: Media Studies (2nd degree)

» 2019

Awards: Selected for the Pro Football Focus Big Ten Team of the Week after his performance vs. Buffalo (9/7)...Named to the preseason Outland Trophy watch list.

Season: Made five starts...One of five players to have earned their degree entering the 2019 season...Graduated with a degree in telecommunications in December 2018.

Idaho (8/31): Assisted on a sack. **Buffalo (9/7):** Collected five tackles. **Pittsburgh (9/14):** Secured two tackles. **at Maryland (9/27):** Recorded one tackle. **Purdue (10/5):** Assisted on a sack...Added two QB hurries.

» 2019 GAME-BY-GAME

Tackles (Solo-Assisted-Total)

IDAHO 0-1-1; BUFFALO 1-4-5; PITTSBURGH 1-1-2; at Maryland 1-0-1; PURDUE 0-1-1.

» WINDSOR'S CAREER STATISTICS & GAME HIGHS

	UA-A	TK	FF	FR	I	PBU	SACK	TFL
2016	9-14	23	-	-	-	-	1.0-6	1.5-6
2017	6-13	19	1	3	-	-	2.0-14	2.5-15
2018	22-17	39	2	-	-	-	7.5-43	11.0-51
2019	3-7	10	-	-	-	-	1.0-6	1.0-6
CAREER	40-51	91	3	3	-	-	11.5-69	16.0-78


Tackles 6; Three Times: Last at Rutgers, 11/17/18

Sacks 2.0; Wisconsin, 11/10/18

Tackles For Loss 2.5; Illinois, 9/21/18

Forced Fumbles 1; Three Times: Last at Rutgers, 11/17/18

Fumble Recoveries 1; Three Times: Last at Maryland, 11/25/17



SAL WORMLEY 77
 Offensive Line | 6-3 | 319
 Freshman/Freshman
 Newark, N.J./Smyrna (Del.)
 Major: Division of Undergraduate Studies

» 2019

Season: Appeared in one game...One of 28 players to make their collegiate debut...One of 18 true freshmen to play.

Pittsburgh (9/14): Named the Coaching Staff's Developmental Squad Offensive Player of the Week.

SCORING SUMMARY

Plays	Yds.	Time	Result	Qtr.	Scoring Play
IDAHO (13)					
6	23	2:00	FG	1	Pinegar 28-yard field goal
4	0	0:51	FG	1	Stout 53-yard field goal
5	54	2:00	TD	1	J. Brown 23-yard run (Pinegar kick)
5	35	1:43	TD	1	Slade 1-yard run (Pinegar kick)
3	55	1:01	TD	2	Hamler 36-yard pass from Clifford (Pinegar kick)
3	95	1:11	TD	2	Ford 81-yard run (Pinegar kick)
4	76	1:19	TD	2	Hamler 21-yard pass from Clifford (Pinegar kick)
4	40	0:42	FG	2	Pinegar 38-yard field goal
5	75	1:43	TD	3	J. Brown 2-yard run (Pinegar kick)
4	6	1:30	TD	3	Cain 3-yard run (Pinegar kick)
14	72	5:51	TD	4	Strange 4-yard pass from Levis (Pinegar kick)
10	75	4:47	TD	4	Cain 9-yard run (Pinegar kick)
7	54	3:45	TD	4	Eury 8-yard run (Pinegar kick)

BUFFALO (7)					
2	37	0:30	TD	1	Dotson 28-yard pass from Clifford (Pinegar kick)
-	36	-	TD	3	Reid 36-yard interception return
1	23	0:05	TD	3	Freiermuth 23-yard pass from Clifford (Pinegar kick)
3	65	0:43	TD	3	Cain 2-yard run (Pinegar kick)
5	45	1:35	TD	3	Freiermuth 28-yard pass from Clifford (Pinegar kick)
7	55	1:54	FG	4	Pinegar 32-yard field goal
4	74	1:51	TD	4	Dotson 56-yard pass from Clifford (Pinegar kick)

PITTSBURGH (3)					
5	98	2:02	TD	1	Ford 1-yard run (Pinegar kick)
11	48	2:03	FG	2	Stout 57-yard field goal
13	88	4:49	TD	3	Cain 13-yard run (Pinegar kick)

MARYLAND (9)					
1	8	0:04	TD	1	Clifford 8-yard run (Pinegar kick)
3	59	1:12	TD	1	Hamler 58-yard pass from Clifford (Pinegar kick)
11	95	4:56	TD	2	Slade 3-yard run (Pinegar kick)
6	73	2:21	TD	2	Bowers 15-yard pass from Clifford (Pinegar kick)
8	88	2:40	TD	2	J. Brown 37-yard pass from Clifford (Pinegar kick)
11	75	1:51	FG	2	Pinegar 21-yard field goal
6	94	2:38	TD	3	J. Brown 1-yard run (Pinegar kick)
5	33	3:00	TD	4	Levis 5-yard run (Pinegar kick)
7	44	4:44	TD	4	Levis 8-yard run (Pinegar kick)

PURDUE (5)					
6	56	2:32	TD	1	Hamler 23-yard pass from Clifford (Pinegar kick)
5	33	2:14	TD	1	Clifford 3-yard run (Pinegar kick)
2	71	0:51	TD	1	Dotson 72-yard pass from Clifford (Pinegar kick)
7	65	3:41	TD	2	Freiermuth 7-yard pass from Clifford (Pinegar kick)
7	87	2:09	TD	4	Cain 2-yard run (Pinegar kick)

PENN STATE GAME-BY-GAME

Date	Opponent	Rushing				Receiving				Passing				Kick Returns				Punt Returns				tot off
		no.	yds	td	lg	no.	yds	td	lg	cmp-att-int	yds	td	lg	no.	yds	td	lg	no.	yds	td	lg	
Aug 31	IDAHO	45	331	7	81	25	342	3	36	25-37-0	342	3	36	0	0	0	0	6	41	0	25	673
Sep 07	BUFFALO	24	78	1	58	16	279	4	56	16-22-0	279	4	56	3	29	0	13	1	22	0	22	357
Sep 14	PITTSBURGH	32	167	2	85	14	222	0	53	14-30-0	222	0	53	3	57	0	24	1	5	0	5	389
Sep 27	at Maryland	41	198	5	25	29	421	3	58	29-40-1	421	3	58	0	0	0	0	4	30	0	30	619
Oct 05	PURDUE	46	196	2	27	20	264	3	72	20-29-1	264	3	72	0	0	0	0	7	37	0	26	460
		188	970	17	85	104	1528	13	72	104-158-2	1528	13	72	6	86	0	24	19	135	0	30	2498
Opponents		173	253	1	29	92	949	3	48	92-161-4	949	3	48	4	79	0	28	4	12	0	11	1202

Games: 5 • Avg/rush: 5.2 • Avg/catch: 14.7 • Pass effc: 171.68 • KR avg: 14.3 • PR avg: 7.1 • All purpose avg/game: 560.4 • Total offense avg/gm: 499.6

		Tackles				Sacks	Fumble		Pass Defense			blkd	PAT Attempts			off		
Date	Opponent	ua	a	total	tfl-yds	no-yds	ff	fr-yds	int-yds	qbh	brup	kick	kick	rush	rcv	saf	t/o	pts
Aug 31	IDAHO	32	22	54	11.0-63	7.0-53	0	0-0	1-25	0	5	2	10-10	0	0	0	7	79
Sep 07	BUFFALO	36	74	110	10.0-32	1.0-9	1	1-0	1-36	3	5	1	6-6	0	0	0	14	45
Sep 14	PITTSBURGH	46	24	70	10.0-32	3.0-14	1	0-0	0-0	5	3	0	2-2	0	0	0	0	17
Sep 27	at Maryland	39	14	53	8.0-38	4.0-25	2	1-0	2-22	3	6	0	8-8	0	0	0	21	59
Oct 05	PURDUE	29	26	55	13.0-93	10.0-86	2	1-0	0-0	4	5	0	5-5	0	0	0	0	35
		182	160	342	52.0-258	25.0-187	6	3-0	4-83	15	24	3	31-31	0	0	0	42	235
Opponents		197	140	337	31.0-98	7.0-43	4	4-0	2-15	8	15	1	4-4	0	0	0	14	37

		Punting									Field Goals			Kickoffs				
Date	Opponent	no.	yds	avg	long	blkd	tb	fc	50+	i20	md-att	long	blkd	no.	yds	avg	tb	ob
Aug 31	IDAHO	2	45	22.5	32	1	0	1	0	1	3-3	53	0	13	820	63.1	12	0
Sep 07	BUFFALO	5	206	41.2	51	0	0	2	1	2	1-1	32	0	8	510	63.8	8	0
Sep 14	PITTSBURGH	7	297	42.4	53	0	0	3	1	6	1-1	57	0	4	260	65.0	4	0
Sep 27	at Maryland	3	123	41.0	52	0	1	0	1	0	1-2	21	0	9	554	61.6	6	0
Oct 05	PURDUE	5	196	39.2	51	0	1	1	1	1	0-1	0	0	6	378	63.0	4	1
		22	867	39.4	53	1	2	7	4	10	6-8	57	0	40	2522	63.0	34	1
Opponents		45	1728	38.4	62	3	0	13	3	10	3-5	32	0	12	630	52.5	3	0

OPPONENT GAME-BY-GAME

Date	Opponent	Rushing				Receiving				Passing				Kick Returns				Punt Returns				tot off
		no.	yds	td	lg	no.	yds	td	lg	cmp-att-int	yds	td	lg	no.	yds	td	lg	no.	yds	td	lg	
Aug 31	IDAHO	28	4	0	14	16	141	1	38	16-26-1	141	1	38	0	0	0	0	0	0	0	0	145
Sep 07	BUFFALO	58	184	0	29	16	245	1	42	16-32-1	245	1	42	0	0	0	0	1	11	0	11	429
Sep 14	PITTSBURGH	25	24	1	9	35	372	0	48	35-51-0	372	0	48	0	0	0	0	2	8	0	8	396
Sep 27	at Maryland	34	60	0	13	11	68	0	18	11-24-2	68	0	18	3	54	0	28	0	0	0	0	128
Oct 05	PURDUE	28	-19	0	14	14	123	1	43	14-28-0	123	1	43	1	25	0	25	1	-7	0	0	104
		173	253	1	29	92	949	3	48	92-161-4	949	3	48	4	79	0	28	4	12	0	11	1202
Penn State		188	970	17	85	104	1528	13	72	104-158-2	1528	13	72	6	86	0	24	19	135	0	30	2498

Games: 5 • Avg/rush: 1.5 • Avg/catch: 10.3 • Pass effic: 107.84 • KR avg: 19.8 • PR avg: 3.0 • All purpose avg/game: 261.6 • Total offense avg/gm: 240.4

		Tackles				Sacks	Fumble		Pass Defense			blkd	PAT Attempts			off		
Date	Opponent	ua	a	total	tfl-yds	no-yds	ff	fr-yds	int-yds	qbh	brup	kick	kick	rush	rcv	saf	t/o	pts
Aug 31	IDAHO	48	32	80	6.0-18	0.0-0	2	1-0	0-0	1	4	1	1-1	0	0	0	7	7
Sep 07	BUFFALO	28	16	44	7.0-17	3.0-11	1	1-0	0-0	0	1	0	1-1	0	0	0	0	13
Sep 14	PITTSBURGH	26	40	66	5.0-24	3.0-22	1	0-0	0-0	3	5	0	1-1	0	0	0	0	10
Sep 27	at Maryland	53	14	67	6.0-10	0.0-0	0	0-0	1-0	1	3	0	0-0	0	0	0	0	0
Oct 05	PURDUE	42	38	80	7.0-29	1.0-10	0	2-0	1-15	3	2	0	1-1	0	0	0	7	7
		197	140	337	31.0-98	7.0-43	4	4-0	2-15	8	15	1	4-4	0	0	0	14	37
Penn State		182	160	342	52.0-258	25.0-187	6	3-0	4-83	15	24	3	31-31	0	0	0	42	235

		Punting									Field Goals			Kickoffs				
Date	Opponent	no.	yds	avg	long	blkd	tb	fc	50+	i20	md-att	long	blkd	no.	yds	avg	tb	ob
Aug 31	IDAHO	12	421	35.1	48	2	0	0	0	1	0-0	0	0	2	80	40.0	0	0
Sep 07	BUFFALO	6	188	31.3	39	1	0	4	0	3	2-3	32	0	4	161	40.2	0	0
Sep 14	PITTSBURGH	6	271	45.2	62	0	0	3	2	4	1-2	25	0	3	194	64.7	0	0
Sep 27	at Maryland	9	385	42.8	49	0	0	5	0	1	0-0	0	0	1	65	65.0	1	0
Oct 05	PURDUE	12	463	38.6	51	0	0	1	1	1	0-0	0	0	2	130	65.0	2	0
		45	1728	38.4	62	3	0	13	3	10	3-5	32	0	12	630	52.5	3	0
Penn State		22	867	39.4	53	1	2	7	4	10	6-8	57	0	40	2522	63.0	34	1

INDIVIDUAL GAME-BY-GAME

RUSHING

(ATT-YDS-TD)	ID	UB	PITT	at MD	PUR	at IOWA	MICH	at MSU	at MINN	IND	at OSU	RU
Brown, Journey	5-38-2	6-28-0	10-109-0	5-21-1	5-21-0							
Cain, Noah	9-44-2	1-2-1	6-40-1	7-17-0	12-105-1							
Clifford, Sean	7-57-0	11-51-0	7-5-0	7-54-1	11-33-1							
Dotson, Jahan	-	-	-	-	1-4-0							
Eury, Nick	6-44-1	DNP	DNP	DNP	DNP							
Ford, Devyn	6-107-1	1-1-0	5-9-1	7-43-0	7-38-0							
Hamler, KJ	1-16-0	-	-	-	2-(-9)-0							
Levis, Will	5-21-0	-	DNP	6-38-2	2-7-0							
Shuster, Michael	1-(-5)-0	DNP	DNP	DNP	DNP							
Slade, Ricky	5-9-1	3-8-0	4-4-0	8-28-1	4-2-0							
TEAM	-	2-(-12)-0	-	1-(-3)-0	2-(-5)-0							

RECEIVING

(REC-YDS-TD)	ID	UB	PITT	at MD	PUR	at IOWA	MICH	at MSU	at MINN	IND	at OSU	RU
Bowers, Nick	-	-	-	2-70-1	3-66-0							
Brown, Journey	2-31-0	-	1-16-0	2-41-1	2-1-0							
Cain, Noah	-	-	1-13-0	1-9-0	3-25-0							
Carr, Weston	3-27-0	DNP	DNP	-	DNP							
Chisena, Dan	-	DNP	-	1-40-0	1-6-0							
Dotson, Jahan	1-13-0	4-109-2	2-21-0	3-20-0	2-79-1							
Ford, Devyn	3-6-0	-	1-9-0	1-15-0	-							
Freiermuth, Pat	1-25-0	8-99-2	1-16-0	2-22-0	3-16-1							
George, Daniel	2-28-0	-	DNP	-	2-31-0							
Hamler, KJ	4-115-2	3-62-0	3-68-0	6-108-1	3-41-1							
Kuntz, Zack	1-8-0	-	-	1-10-0	-							
Lutz, Isaac	-	-	-	1-15-0	-							
Shorter, Justin	3-36-0	1-9-0	2-29-0	1-14-0	DNP							
Slade, Ricky	1-26-0	-	2-42-0	3-22-0	1-(-1)-0							
Strange, Brenton	1-4-1	DNP	DNP	DNP	DNP							
Sullivan-Brown, Cam	2-13-0	-	1-8-0	5-35-0	DNP							
Weller, Justin	1-10-0	DNP	DNP	DNP	DNP							

PASSING

Sean Clifford

	C-A-I	Pct.	Yards	TD	Long	Sack-Yards	Efficiency
IDAHO	14-23-0	60.9	280	2	36	0-0	191.83
BUFFALO	16-22-0	72.7	269	4	56	3-11	239.25
PITT	14-30-0	46.7	222	0	53	3-22	108.83
at Maryland	26-31-1	83.9	398	3	58	0-0	217.20
PURDUE	20-29-1	68.9	264	3	72	1-10	172.68
at Iowa							
MICHIGAN							
at Michigan State							
at Minnesota							
INDIANA							
at Ohio State							
RUTGERS							

Will Levis

	C-A-I	Pct.	Yards	TD	Long	Sack-Yards	Efficiency
IDAHO	11-14-0	78.6	62	1	11	0-0	139.34
BUFFALO	-	-	-	-	-	-	-
PITT				DNP			
at Maryland	3-8-0	37.5	23	0	15	0-0	61.65
PURDUE	-	-	-	-	-	-	-
at Iowa							
MICHIGAN							
at Michigan State							
at Minnesota							
INDIANA							
at Ohio State							
RUTGERS							

KICKING & PUNTING

KICKOFFS

Season	KO	Total Yds.	TB	OB	Kick Avg.	Returns	Rtn. Yds.	Yds./Rtn.
Stout, Jordan	40	2,522	34	1	63.0	4	79	19.8
Season	KO	Total Yds.	TB	OB	Kick Avg.	Returns	Rtn. Yds.	Yds./Rtn.
IDAHO	13	820	12	0	63.1	0	0	0.0
BUFFALO	8	510	8	0	63.8	0	0	0.0
PITT	4	260	4	0	65.0	0	0	0.0
at Maryland	9	554	6	0	61.6	3	54	18.0
PURDUE	6	378	4	1	63.0	1	25	25.0
at Iowa								
MICHIGAN								
at Michigan State								
at Minnesota								
INDIANA								
at Ohio State								
RUTGERS								

PUNTING

Season	No.	Total Yds.	Avg.	Long	FC	I20	50+	Blk
Gillikin, Blake	21	854	40.7	53	7	10	4	0
Team	1	13	13.0	13	0	0	0	1
Game	No.	Total Yds.	Avg.	Long	FC	I20	50+	Blk
IDAHO	1	32	32.0	32	0	1	0	0
BUFFALO	5	206	41.2	51	2	2	1	0
PITTSBURGH	7	297	42.4	53	4	6	1	0
at Maryland	3	123	41.0	52	0	0	1	0
PURDUE	5	196	39.2	51	1	1	1	0
at Iowa								
MICHIGAN								
at Michigan State								
at Minnesota								
INDIANA								
at Ohio State								
RUTGERS								

INDIVIDUAL GAME-BY-GAME

TACKLES

Total Tackles	UA-A	Total	IDAHO	UB	UP	UMD	PUR
Parsons, Micah	14-13	27	1-0	2-8	7-2	1-1	3-2
Brown, Cam	11-13	24	1-0	5-5	3-4	1-2	1-2
Johnson, Jan	6-17	23	1-1	1-13	4-1	0-1	0-1
Wade, Lamont	11-11	22	3-1	1-1	2-1	1-1	4-7
Taylor, Garrett	13-8	21	0-1	2-6	6-1	4-0	1-0
Castro-Fields	13-4	17	3-0	6-2	3-2	-	1-0
Sutherland, J.	7-8	15	2-1	0-3	4-1	1-2	0-1
Luketa, Jesse	10-5	15	1-2	0-2	1-1	5-0	3-0
Brooks, Ellis	8-6	14	1-2	1-1	1-0	4-2	1-1
Gross-Matos, Y.	11-2	13	2-1	2-1	-	5-0	2-0
Brisker, Jaquan	6-6	12	0-1	3-4	-	3-0	0-1
Toney, Shaka	7-5	12	1-0	0-2	2-3	-	4-0
Reid, John	7-5	12	2-0	2-2	2-1	0-1	1-1
Smith, Brandon	7-5	12	3-0	0-3	-	2-0	2-2
Isaac, Adisa	4-7	11	1-2	0-2	DNP	3-1	0-2
Simmons, Shane	6-5	11	0-2	1-0	3-1	1-2	1-0
Mustipher, PJ	6-5	11	2-2	2-2	0-1	1-0	1-0
Windsor, Robert	3-7	10	0-1	1-4	1-1	1-0	0-1
Gordon, Trent	5-4	9	2-0	2-1	1-2	-	0-1
Johnson, D.	4-2	6	DNP	1-1	3-1	DNP	DNP
Oweh, Jayson	5-1	6	2-0	2-1	-	-	1-0
Hansard, Fred	3-3	6	-	2-1	0-1	0-1	1-0
Joseph, Daniel	3-3	6	1-1	0-2	-	2-0	-
Ellis, Keaton	3-1	4	-	0-1	1-0	2-0	DNP
Shelton, A.	3-1	4	1-0	-	2-0	-	0-1
Chizmar, Max	0-3	3	0-1	0-2	DNP	DNP	-
Holmes, C.J.	2-0	2	DNP	-	-	2-0	DNP
Dixon, Lance	0-2	2	0-2	-	-	DNP	DNP
Barber, Damion	0-2	2	DNP	0-2	-	-	-
Hartlaub, Drew	0-2	2	-	0-1	-	-	0-1
Brown, DJ	2-0	2	1-0	-	-	-	1-0
Neff, Justin	1-1	2	1-1	-	DNP	-	DNP
Culpepper, J.	0-1	1	-	0-1	-	-	-
Lutz, Isaac	0-1	1	-	-	-	-	0-1
Katshir, C.	1-0	1	-	-	-	-	1-0
Porter Jr., J.	0-1	1	-	DNP	DNP	-	0-1

TFL & SACKS

TFL (Sacks)	ID	UB	PITT	at MD	PUR	at IOWA	MICH	MSU	at MINN	IND	at OSU	RU
Brisker, Jaquan	-	1.0 (-)	-	-	-							
Brooks, Ellis	-	-	1.0 (-)	2.5 (2.5)	-							
Brown, Cam	-	-	1.5 (1.0)	-	-							
Castro-Fields, Tariq	1.0 (-)	1.0 (-)	1.0 (-)	-	-							
Gross-Matos, Yetur	2.5 (2.5)	1.0 (1.0)	-	2.0 (-)	2.0 (2.0)							
Hansard, Fred	-	1.5 (-)	-	0.5 (-)	1.0 (1.0)							
Isaac, Adisa	0.5 (-)	-	DNP	2.5 (1.5)	-							
Johnson, Jan	-	-	1.0 (1.0)	-	-							
Joseph, Daniel	1.0 (1.0)	0.5 (-)	-	-	-							
Luketa, Jesse	0.5 (-)	-	-	-	-							
Mustipher, PJ	-	1.0 (-)	-	-	1.0 (-)							
Oweh, Jayson	1.0 (1.0)	-	-	-	1.0 (1.0)							
Parsons, Micah	-	2.0 (-)	2.0 (-)	-	2.0 (1.0)							
Reid, John	1.0 (1.0)	-	0.5 (-)	-	-							
Shelton, Antonio	1.0 (-)	-	1.0 (-)	-	0.5 (0.5)							
Simmons, Shane	-	1.0 (-)	-	0.5 (-)	-							
Smith, Brandon	1.0 (-)	-	-	-	-							
Sutherland, Jonathan	-	0.5 (-)	-	-	-							
Taylor, Garrett	-	-	1.0 (-)	-	1.0 (-)							
Toney, Shaka	1.0 (1.0)	0.5 (-)	1.0 (1.0)	-	3.0 (3.0)							
Wade, Lamont	-	-	-	-	1.0 (1.0)							
Windsor, Robert	0.5 (0.5)	-	-	-	0.5 (0.5)							
Team Total	11.0 (7.0)	10.0 (1.0)	10.0 (3.0)	8.0 (4.0)	13.0 (10.0)							

INDIVIDUAL GAME-BY-GAME
ALL-PURPOSE YARDS

	TOTAL	ID	UB	PITT	at MD	PUR	at IOWA	MICH	MSU	at MINN	IND	at OSU	RU
Bowers, Nick	136	-	-	-	70	66							
Brown, Journey	325	69	47	125	62	22							
Cain, Noah	255	44	2	53	26	130							
Castro-Fields, Tariq	5	-	-	-	5	-							
Chisena, Dan	46	-	DNP	-	40	6							
Clifford, Sean	200	57	51	5	54	33							
Dotson, Jahan	276	13	109	21	50	83							
Eury, Nick	44	44	DNP	DNP	DNP	DNP							
Ford, Devyn	228	113	1	18	58	38							
Freiermuth, Pat	178	25	99	16	22	16							
George, Daniel	59	28	-	DNP	-	31							
Hamler, KJ	550	159	84	130	108	69							
Hippenhammer, Mac	13	13	DNP	-	-	DNP							
Johnson, Jan	17	-	-	-	17	-							
Kuntz, Zack	18	8	-	-	10	-							
Levis, Will	66	21	-	DNP	38	7							
Luketa, Jesse	10	-	10	-	-	-							
Lutz, Isaac	15	-	-	-	15	-							
Reid, John	61	25	36	-	-	-							
Shorter, Justin	88	36	9	29	14	DNP							
Shuster, Michael	-5	-5	DNP	DNP	DNP	DNP							
Slade, Ricky	140	35	8	46	50	1							
Strange, Brenton	4	4	DNP	DNP	DNP	DNP							
Sullivan-Brown, Cam	56	13	-	8	35	DNP							
Weller, Justin	10	10	DNP	DNP	DNP	DNP							

RED ZONE RECAP

PENN STATE				OPPONENT			
Opponent	Scores/Chances	Result	Pct.	Opponent	Series	Result	Pct.
IDAHO	8/8	6 TD, 2 FG	100%	IDAHO	1/1	1 TD	100%
BUFFALO	2/2	1 TD, 1 FG	100%	BUFFALO	3/3	1 TD, 2 FG	100%
PITT	2/2	2 TD	100%	PITT	2/3	1 TD, 1 FG, 1 Missed FG	66%
at Maryland	7/7	6 TD, 1 FG	100%	at Maryland	0/1	1 TO	0%
PURDUE	3/4	3 TD, 1 Missed FG	75%	PURDUE	1/1	1 TD	100%
at Iowa				at Iowa			
MICHIGAN				MICHIGAN			
at Michigan State				at Michigan State			
at Minnesota				at Minnesota			
INDIANA				INDIANA			
at Ohio State				at Ohio State			
RUTGERS				RUTGERS			
TOTAL	22/23	18 TD, 4 FG, 1 Missed FG	96%	TOTAL	7/9	4 TD, 3 FG, 1 Missed FG, 1 TO	78%

GAME LEADERS

Opponent	Rushing Attempts	Rushing Yards	Receptions	Receiving Yards	All-Purpose Yards	Tackles
IDAHO	Cain - 9	Ford - 107	Hamler - 4	Hamler - 115	Hamler - 159	Mustipher/Wade - 4
BUFFALO	Clifford - 11	Clifford - 51	Freiermuth - 8	Dotson - 109	Dotson - 109	J. Johnson - 14
PITT	J. Brown - 10	J. Brown - 109	Hamler - 3	Hamler - 68	Hamler - 130	Parsons - 9
at Maryland	Slade - 8	Clifford - 54	Hamler - 6	Hamler - 108	Hamler - 108	Brooks - 6
PURDUE	Cain - 12	Cain - 105	Four Tied - 3	Dotson - 79	Cain - 130	Wade - 11
at Iowa						
MICHIGAN						
at Michigan State						
at Minnesota						
INDIANA						
at Ohio State						
RUTGERS						

TURNOVERS BY GAME

PENN STATE: 7 GAINED

TYPE	QTR	PLAYER	PLAYS/ YDS	1st DOWNS	RESULT
IDAHO (1)					
Interception	3	Reid of Petrino	4/6	-	TD
BUFFALO (2)					
Fumble	1	Brown by Marks	2/37	-	TD
Interception	3	Reid of Myers	36	-	Return TD
PITTSBURGH (0)					
-	-	-	-	-	-
MARYLAND (3)					
Interception	1	J. Johnson of Jackson	1/8	-	TD
Interception	1	Castro-Fields of Jackson	11/95	5	TD
Fumble	4	Ellis by Fleet-Davis	7/44	2	TD
PURDUE (1)					
Fumble	4	Hartlaub by Anthrop	2/-5	-	End of Game

OPPONENT: 6 GAINED

TYPE	QTR	PLAYER	PLAYS/ YDS	1st DOWNS	RESULT
IDAHO (1)					
Fumble	4	Crawford by Hippenhammer	2/25	1	TD
BUFFALO (1)					
Fumble	4	Washington by Slade	3/4	-	INT
PITTSBURGH (0)					
-	-	-	-	-	-
MARYLAND (1)					
Interception	2	Cross of Clifford	3/10	1	Punt
PURDUE (3)					
Interception	2	Smiley of Clifford	5/62	2	TD
Fumble	2	Horvath by Sutherland	7/8	1	End of Half
Fumble	4	Alexander by Levis	2/6	-	Fumble

TURNOVERS BY PLAYER

FUMBLES/INTERCEPTIONS

FUMBLES	No-Lost	IDAHO	UB	UP	UMD	PUR
Clifford, Sean	2-0	1-0	-	1-0	-	-
Hippenhammer, M	2-1	2-1	DNP	-	-	-
Slade, Ricky	2-1	-	2-1	-	-	-
Hamler, KJ	1-0	-	-	-	-	1-0
Levis, Will	1-1	-	-	DNP	-	1-1
TEAM	1-0	-	-	DNP	1-0	-
Sutherland, J.	1-1	-	-	-	-	1-1

FUMBLES FORCED	Number	IDAHO	UB	UP	UMD	PUR
Katshir, C.	1	-	-	-	-	1
Isaac, Adisa	1	-	-	DNP	1	-
Ellis, Keaton	1	-	-	-	1	DNP
Brown, Cam	1	-	1	-	-	-
Brown, DJ	1	-	-	-	-	1
Johnson, Jan	1	-	-	1	-	-

FUMBLES RECOVERED	Number	IDAHO	UB	UP	UMD	PUR
Brown, Cam	1	-	1	-	-	-
Ellis, Keaton	1	-	-	-	1	DNP
Hartlaub, Drew	1	-	-	-	-	1

INT. RETURNS	No-Yds	IDAHO	UB	UP	UMD	PUR
Reid, John	2-61	1-25	1-36	-	-	-
Johnson, Jan	1-17	-	-	-	1-17	-
Castro-Fields	1-5	-	-	-	1-5	-

SCORING BREAKDOWN

PENN STATE DRIVES

Totals: 34 scoring drives (29 TD, 5 FG)

Special Teams/Defensive Touchdown:

Reid 36-yard interception return vs. Buffalo (9/7)

LONGEST DRIVES BY:

Plays: 14 IDAHO (8/31)
11 2x, last: at Maryland (9/27)

Yards: 95 2x, last: at Maryland (9/27)
94 at Maryland (9/27)

Time: 5:51 IDAHO (8/31)
4:56 at Maryland (9/27)

OPPONENT DRIVES

Totals: 5 scoring drive (3 TD, 2 FG)

Special Teams/Defensive Touchdown: None

LONGEST DRIVES BY:

Plays: 19 BUFFALO (9/7)
10 2x, last: BUFFALO (9/7)

Yards: 96 BUFFALO (9/7)
69 BUFFALO (9/7)

Time: 8:34 BUFFALO (9/7)
4:55 BUFFALO (9/7)

LONG PLAY BREAKDOWN

BY YARDAGE

OFFENSE (32)

Yds	Type	Player(s)	Opponent
85	Run	Brown, Journey	Pittsburgh
81*	Run	Ford, Devyn	Idaho
72*	Pass	Dotson, Jahan from Clifford, Sean	Purdue
58*	Pass	Hamler, KJ from Clifford, Sean	Maryland
58	Run	Clifford, Sean	Buffalo
56*	Pass	Dotson, Jahan from Clifford, Sean	Buffalo
55	Pass	Bowers, Nick from Clifford, Sean	Maryland
53	Pass	Hamler, KJ from Clifford, Sean	Pittsburgh
48	Pass	Bowers, Nick from Clifford, Sean	Purdue
45	Pass	Hamler, KJ from Clifford, Sean	Buffalo
40	Pass	Chisena, Dan from Clifford, Sean	Maryland
40	Pass	Slade, Ricky from Clifford, Sean	Pittsburgh
37*	Pass	Brown, Journey from Clifford, Sean	Maryland
36*	Pass	Hamler, KJ from Clifford, Sean	Idaho
36	Pass	Hamler, KJ from Clifford, Sean	Idaho
28*	Pass	Dotson, Jahan from Clifford, Sean	Buffalo
28*	Pass	Freiermuth, Pat from Clifford, Sean	Buffalo
27	Run	Cain, Noah	Purdue
26	Pass	Slade, Ricky from Clifford, Sean	Idaho
25	Run	Clifford, Sean	Maryland
25	Pass	Freiermuth, Pat from Clifford, Sean	Idaho
25	Run	Clifford, Sean	Idaho
23*	Pass	Hamler, KJ from Clifford, Sean	Purdue
23*	Pass	Freiermuth, Pat from Clifford, Sean	Buffalo
23*	Run	Brown, Journey	Idaho
22	Pass	George, Daniel from Clifford, Sean	Purdue
22	Pass	Hamler, KJ from Clifford, Sean	Idaho
21*	Pass	Hamler, KJ from Clifford, Sean	Idaho
20	Pass	Cain, Noah from Clifford, Sean	Purdue
20	Run	Ford, Devyn	Purdue
20	Run	Ford, Devyn	Maryland
20	Pass	George, Daniel from Clifford, Sean	Idaho

DEFENSE (2)

Yds	Type	Player(s)	Opponent
36*	INT	Reid, John	Buffalo
25	INT	Reid, John	Idaho

SPECIAL TEAMS (6)

Yds	Type	Player(s)	Opponent
30	PR	Dotson, Jahan	Maryland
26	PR	Hamler, KJ	Purdue
25	PR	Hamler, KJ	Idaho
24	KR	Hamler, KJ	Pittsburgh
22	PR	Hamler, KJ	Buffalo
20	KR	Hamler, KJ	Pittsburgh

* Touchdown scored on play

LONG PLAY BREAKDOWN

LONG PLAYS BY THE NUMBERS

BY YARDAGE

Yards	No.	TD
100+	0	0
90-99	0	0
80-89	2	1
70-79	1	1
60-69	0	0
50-59	5	2
40-49	4	0
30-39	4	3
20-29	23	6

BY TYPE

Type	No.	TD
Rushing	9	2
Passing	23	10
Punt returns	4	0
Kick returns	2	0
Interceptions	2	1
Fumble returns	0	0
Other	0	0
TOTAL	40	13

20+ YARD PLAYS BY PLAYER

Player	No.	TD	R	P	KR	PR	IR	FR
Bowers, Nick	2	0	0	2	0	0	0	0
Brown, Journey	3	2	2	1	0	0	0	0
Cain, Noah	2	0	1	1	0	0	0	0
Chisena, Dan	1	0	0	1	0	0	0	0
Clifford, Sean	3	0	3	0	0	0	0	0
Dotson, Jahan	4	3	0	3	0	1	0	0
Ford, Devyn	3	1	3	0	0	0	0	0
Freiermuth, Pat	3	2	0	3	0	0	0	0
George, Daniel	2	0	0	2	0	0	0	0
Hamler, KJ	13	4	0	8	2	3	0	0
Reid, John	2	1	0	0	0	0	2	0
Slade, Ricky	2	0	0	2	0	0	0	0
TOTAL	40	13	9	23	2	4	2	0

LONGEST PLAYS OF THE YEAR

Rushing

85 Brown, Journey Pittsburgh (9/14/19)

Rushing Touchdown

81* Ford, Devyn Idaho (8/31/19)

Passing

72* Dotson, Jahan from Clifford, Sean Purdue (10/5/19)

Passing Touchdown

72* Dotson, Jahan from Clifford, Sean Purdue (10/5/19)

Kick Return

24 Hamler, KJ Pittsburgh (9/14/19)

Punt Return

30 Dotson, Jahan Maryland (9/27/19)

Interception Return

36* Reid, John Buffalo (9/7/19)

Punt

53 Gillikin, Blake Pittsburgh (9/14/19)

Field Goal

57 Stout, Jordan Pittsburgh (9/14/19)

* - touchdown scored on play

PENN STATE (40 PLAYS)

Play	#	Long	Play	Opponent
Passing:	23	72*	Dotson, Jahan from Clifford, Sean	Purdue
Rushing:	9	85	Brown, Journey	Pittsburgh
KR:	2	24	Hamler, KJ	Pittsburgh
PR:	4	30	Dotson, Jahan	Maryland
Interception:	2	36*	Reid, John	Buffalo

Opp.	#	Long	Play	Type
IDAHO	12	81*	Ford, Devyn	Run
BUFFALO	8	58	Clifford, Sean	Run
PITTSBURGH	5	85	Brown, Journey	Run
at Maryland	7	58*	Hamler, KJ from Clifford, Sean	Pass
PURDUE	8	72*	Dotson, Jahan from Clifford, Sean	Pass

at Iowa
MICHIGAN
at Michigan State
at Minnesota
INDIANA
at Ohio State
RUTGERS

OPPONENTS (19 PLAYS)

Play	#	Long	Play	Opponent
Passing:	14	48	Davis, A.J. from Pickett, Kenny	Pittsburgh
Run:	2	29	Marks, Kevin	Buffalo
KR:	3	28	Leake, Javon	Maryland

Opp.	#	Long	Play	Type
IDAHO	2	38	Cotton, Jeff from Richardson, Colton	Pass
BUFFALO	6	42	Nunn, Antonio from Myers, Matt	Pass
PITTSBURGH	7	48	Davis, A.J. from Pickett, Kenny	Pass
at Maryland	2	28	Leake, Javon	Kick Return
PURDUE	2	43	Bell, David from Plummer, Jack	Pass

at Iowa
MICHIGAN
at Michigan State
at Minnesota
INDIANA
at Ohio State
RUTGERS

* - touchdown scored on play

TACKLE BREAKDOWN

RUSHING TACKLES

Parsons, Micah	21
Brown, Cam	17
Johnson, Jan	16
Gross-Matos, Yetur	13
Mustipher, PJ	11
Taylor, Garrett	11
Brooks, Ellis	10
Simmons, Shane	10
Toney, Shaka	10
Castro-Fields, Tariq	9
Luketa, Jesse	9
Wade, Lamont	9
Windsor, Robert	9
Isaac, Adisa	8
Smith, Brandon	8
Hansard, Fred	6
Oweh, Jayson	6
Sutherland, Jonathan	6
Joseph, Daniel	5
Brisker, Jaquan	4
Shelton, Antonio	4
Chizmar, Max	3
Ellis, Keaton	3
Reid, John	3
Barber, Damion	2
Dixon, Lance	2
Gordon, Trent	2
Neff, Justin	2
Brown, D.J.	1
Culpepper, Judge	1
Holmes, C.J.	1
Johnson, Donovan	1
Katshir, Charlie	1
TOTAL	224

PASSING TACKLES

Wade, Lamont	13
Taylor, Garrett	10
Reid, John	9
Castro-Fields, Tariq	8
Brown, Cam	7
Johnson, Jan	7
Brisker, Jaquan	6
Gordon, Trent	6
Parsons, Micah	6
Sutherland, Jonathan	6
Brooks, Ellis	5
Johnson, Donovan	5
Luketa, Jesse	4
Smith, Brandon	4
Isaac, Adisa	2
Toney, Shaka	2
Brown, D.J.	1
Hartlaub, Drew	1
Porter Jr, Joey	1
Simmons, Shane	1
Windsor, Robert	1
TOTAL	99

SPECIAL TEAMS TACKLES

	Total	KO	Punt
Sutherland, Jonathan	3	-	3
Brisker, Jaquan	2	2	-
Gordon, Trent	1	1	-
Hartlaub, Drew	1	-	1
Holmes, C.J.	1	1	-
Luketa, Jesse	1	-	1
Lutz, Isaac	1	1	-
TOTALS	10	5	5

SEASON SUPERLATIVES

PENN STATE INDIVIDUAL

Rushes	12	Noah Cain, Purdue (10/5)
Yards Rushing	109	Journey Brown, Pittsburgh (9/14)
TD Rushes	2	3x, Last: Will Levis, Maryland (9/27)
Long Rush	85	Journey Brown, Pittsburgh (9/14)
Pass Attempts	31	Sean Clifford, Maryland (9/27)
Pass Completions	26	Sean Clifford, Maryland (9/27)
Yards Passing	398	Sean Clifford, Maryland (9/27)
TD Passes	4	Sean Clifford, Buffalo (9/7)
Long Pass	72	Sean Clifford, Purdue (10/5)
Receptions	8	Pat Freiermuth, Buffalo (9/7)
Yards Receiving	115	KJ Hamler, Idaho (8/31)
TD Receptions	2	Twice, Last: Pat Freiermuth, Buffalo (9/7)
Long Reception	72	Jahan Dotson, Purdue (10/5)
Field Goals	2	Jake Pinegar, Idaho (8/31)
Long Field Goal	57	Jordan Stout, Pittsburgh (9/14)
Punts	7	Blake Gillikin, Pittsburgh (9/14)
Punting Avg.	42.4	Blake Gillikin, Pittsburgh (9/14)
Long Punt	53	Blake Gillikin, Pittsburgh (9/14)
Punts Inside 20	6	Blake Gillikin, Pittsburgh (9/14)
Long Punt Return	30	Jahan Dotson, Maryland (9/27)
Long Kickoff Return	24	KJ Hamler, Pittsburgh (9/14)
Tackles	14	Jan Johnson, Buffalo (9/7)
Sacks	3.0	Yetur Gross-Matos, Purdue (10/5)
Tackles For Loss	3.0	Yetur Gross-Matos, Purdue (10/5)
Interceptions	1	4x, Last: Tariq Castro-Fields/Jan Johnson, Maryland (9/27)

OPPONENT INDIVIDUAL

Rushes	23	Jaret Patterson, Buffalo (9/7)
Yards Rushing	71	Jaret Patterson, Buffalo (9/7)
TD Rushes	1	Vincent Davis, Pittsburgh (9/14)
Long Rush	29	Kevin Marks, Buffalo (9/7)
Pass Attempts	51	Kenny Pickett, Pittsburgh (9/14)
Pass Completions	35	Kenny Pickett, Pittsburgh (9/14)
Yards Passing	372	Kenny Pickett, Pittsburgh (9/14)
TD Passes	1	3x, Last: Jack Plummer, Purdue (10/5)
Long Pass	48	Kenny Pickett, Pittsburgh (9/14)
Receptions	12	Taysir Mack, Pittsburgh (9/14)
Yards Receiving	125	Taysir Mack, Pittsburgh (9/14)
TD Receptions	1	3x, Last: Amad Anderson Jr, Purdue (10/5)
Long Reception	48	A.J. Davis, Pittsburgh (9/14)
Field Goals	2	Alex McNulty, Buffalo (9/7)
Long Field Goal	32	Alex McNulty, Buffalo (9/7)
Punts	11	Cade Coffey, Idaho (8/31)
Punting Avg.	45.2	Kirk Christodoulou, Pittsburgh (9/14)
Long Punt	62	Kirk Christodoulou, Pittsburgh (9/14)
Punts Inside 20	4	Kirk Christodoulou, Pittsburgh (9/14)
Long Punt Return	11	Ron Cook, Buffalo (9/7)
Long Kickoff Return	28	Javon Leake, Maryland (9/27)
Tackles	11	Twice, Last: Ben Holt, Purdue (10/5)
Sacks	1.5	Jaylen Twyman, Pittsburgh (9/14)
Tackles For Loss	3.0	Jaylen Alexander/George Karlaftis, Purdue (10/5)
Interceptions	1	Twice, Last: Simeon Smiley, Purdue (10/5)

PENN STATE TEAM

	Highs	Lows
Rushes	46, Purdue (10/5)	24, Buffalo (9/7)
Yards Rushing	331, Idaho (8/31)	78, Buffalo (9/7)
Yards Per Rush	7.4, Idaho (8/31)	3.2, Buffalo (9/7)
TD Rushes	7, Idaho (8/31)	1, Buffalo (9/7)
Pass Attempts	40, Maryland (9/27)	22, Buffalo (9/7)
Pass Completions	29, Maryland (9/27)	14, Pittsburgh (9/14)
Yards Passing	421, Maryland (9/27)	222, Pittsburgh (9/14)
Yards Per Pass	15.9, Pittsburgh (9/14)	12.7, Buffalo (9/7)
TD Passes	4, Buffalo (9/7)	0, Pittsburgh (9/14)
Total Plays	82, Idaho (8/31)	46, Buffalo (9/7)
Total Offense	673, Idaho (8/31)	357, Buffalo (9/7)
Yards Per Play	8.2, Idaho (8/31)	6.1, Purdue (10/5)
Points	79, Idaho (8/31)	17, Pittsburgh (9/14)
Sacks By	10, Purdue (10/5)	1, Buffalo (9/7)
First Downs	35, Idaho (8/31)	14, Buffalo (9/7)
Penalties	7, Maryland (9/27)	3, 3x, Last: Pittsburgh (9/14)
Penalty Yards	81, Maryland (9/27)	25, Buffalo (9/7)
Turnovers	3, Purdue (10/5)	0, Pittsburgh (9/14)
Interceptions By	2, Maryland (9/27)	0, Twice, Last: Purdue (10/5)
Punts	7, Pittsburgh (9/14)	2, Idaho (8/31)
Punting Avg.	42.4, Pittsburgh (9/14)	22.5, Idaho (8/31)
Long Punt	53, Pittsburgh (9/14)	32, Idaho (8/31)
Punts Inside 20	6, Pittsburgh (9/14)	1, Twice, Last: Purdue (10/5)
Long Punt Return	30, Maryland (9/27)	22, Buffalo (9/7)
Long Kick Return	24, Pittsburgh (9/14)	13, Buffalo (9/7)

OPPONENT TEAM

	Highs	Lows
Rushes	58, Buffalo (9/7)	25, Pittsburgh (9/14)
Yards Rushing	184, Buffalo (9/7)	-19, Purdue (10/5)
Yards Per Rush	3.2, Buffalo (9/7)	-0.7, Purdue (10/5)
TD Rushes	1, Pittsburgh (9/14)	0, 4x, Last: Purdue (10/5)
Pass Attempts	51, Pittsburgh (9/14)	24, Maryland (9/27)
Pass Completions	35, Pittsburgh (9/14)	11, Maryland (9/27)
Yards Passing	372, Pittsburgh (9/14)	68, Maryland (9/27)
Yards Per Pass	10.6, Pittsburgh (9/14)	6.2, Maryland (9/27)
TD Passes	1, Twice, Last: Purdue (10/5)	0, Twice, Last: Maryland (9/27)
Total Plays	90, Buffalo (9/7)	54, Idaho (8/31)
Total Offense	429, Buffalo (9/7)	104, Purdue (10/5)
Yards Per Play	5.2, Pittsburgh (9/14)	1.9, Purdue (10/5)
Points	13, Buffalo (9/7)	0, Maryland (9/27)
Sacks By	3, Twice, Last: Pittsburgh (9/14)	0, Twice, Last: Maryland (9/27)
First Downs	22, Buffalo (9/7)	5, Idaho (8/31)
Penalties	10, Idaho (8/31)	2, Pittsburgh (9/14)
Penalty Yards	85, Maryland (9/27)	18, Pittsburgh (9/14)
Turnovers	3, Maryland (9/27)	0, Pittsburgh (9/14)
Interceptions By	1, Twice, Last: Purdue (10/5)	0, Twice, Last: Pittsburgh (9/14)
Punts	12, Twice, Last: Purdue (10/5)	6, Twice, Last: Pittsburgh (9/14)
Punting Avg.	45.2, Pittsburgh (9/14)	31.3, Buffalo (9/7)
Long Punt	62, Pittsburgh (9/14)	39, Buffalo (9/7)
Punts Inside 20	4, Pittsburgh (9/14)	1, Twice, Last: Maryland (9/27)
Long Punt Return	11, Buffalo (9/7)	-7, Purdue (10/5)
Long Kick Return	28, Maryland (9/27)	25, Purdue (10/5)

THE LAST TIME...

PENN STATE

100+ Yards Rushing:	105, Noah Cain vs. Purdue, 2019
150+ Yards Rushing:	159, Miles Sanders vs. Wisconsin, 2018
200+ Yards Rushing:	200, Miles Sanders at Illinois, 2018
300+ Yards Rushing:	327, Larry Johnson at Indiana, 2002
30-34 Rushing Attempts:	33, Saquon Barkley at Indiana, 2016
35+ Rushing Attempts:	35, Zach Zwinak vs. Nebraska, 2013
Three Touchdowns Rushing:	Miles Sanders at Illinois, 2018
Four Touchdowns Rushing:	Saquon Barkley at Pittsburgh, 2016
Five Touchdowns Rushing:	Ki-Jana Carter vs. Michigan State, 1994
60+ Yard Run:	85, Journey Brown vs. Pittsburgh, 2019
70+ Yard Run:	85, Journey Brown vs. Pittsburgh, 2019
80+ Yard Run:	85, Journey Brown vs. Pittsburgh, 2019
90+ Yard Run:	92, Saquon Barkley vs. Washington, 2017 @
Two Players Rush For 100 Yards:	Saquon Barkley (195) & Akeel Lynch (120) vs. Rutgers, 2015
Four Rushing TD in One Quarter:	vs. UMass, 2014 (2nd; Belton [2], Zwinak [2])
300+ Yards Passing:	398, Sean Clifford at Maryland, 2019
350+ Yards Passing:	398, Sean Clifford at Maryland, 2019
400+ Yards Passing:	454, Christian Hackenberg vs. UCF, 2014 #
20-24 Pass Completions:	20, Sean Clifford vs. Purdue, 2019
25-29 Pass Completions:	26, Sean Clifford at Maryland, 2019
30-34 Pass Completions:	32, Trace McSorley vs. Washington, 2017 @
35+ Pass Completions:	35, Matt McGloin vs. Northwestern, 2012
30-39 Pass Attempts:	31, Sean Clifford at Maryland, 2019
40-49 Pass Attempts:	41, Trace McSorley vs. Washington, 2017 @
50+ Pass Attempts:	50, Christian Hackenberg vs. Boston College, 2014 %
Four Touchdown Passes:	Sean Clifford vs. Buffalo, 2019
Five Touchdown Passes:	Rashard Casey vs. Louisiana Tech, 2000
Four Interceptions Thrown:	Zack Mills at Boston College, 2004
300+ Yards Total Offense:	452 (398 P, 54 R), Sean Clifford vs. Maryland, 2019
350+ Yards Total Offense:	452 (398 P, 54 R), Sean Clifford vs. Maryland, 2019
400+ Yards Total Offense:	452 (398 P, 54 R), Sean Clifford vs. Maryland, 2019
450+ Yards Total Offense:	452 (398 P, 54 R), Sean Clifford vs. Maryland, 2019
100+ Yards Receiving:	108, KJ Hamler vs. Maryland, 2019
150+ Yards Receiving:	187, Chris Godwin vs. USC, 2016 ^
200+ Yards Receiving:	216, Deon Butler vs. Northwestern, 2006
Two Players w/ 100 Yards Receiving:	DaeSean Hamilton (112) & DeAndre Thompkins (102) at Michigan State, 2017
Two Players w/ 150 Yards Receiving:	Geno Lewis (173) & DaeSean Hamilton (165) vs. UCF, 2014 #
Back-to-Back 100 Yards Receiving Games:	Chris Godwin, 2015 (103 at Ohio State; 135 vs. Maryland)
Three Straight 100-Yard Receiving Games:	Allen Robinson, 2013 (133 vs. Syracuse; 129 vs. Eastern Michigan; 143 vs. UCF)
10+ Receptions:	12, Saquon Barkley at Iowa, 2017
50+ Yard Reception:	72, Jahan Dotson from Sean Clifford vs. Purdue, 2019
60+ Yard Reception:	72, Jahan Dotson from Sean Clifford vs. Purdue, 2019
70+ Yard Reception:	72, Jahan Dotson from Sean Clifford vs. Purdue, 2019
80+ Yard Reception:	93, KJ Hamler from Trace McSorley vs. Ohio State, 2018
Three Touchdowns Receiving:	DaeSean Hamilton vs. Indiana, 2017
Four Touchdowns Receiving:	Bobby Ingram vs. Minnesota, 1993
150+ All-Purpose Yards:	130 (105 Rush, 25 Rec), Noah Cain vs. Purdue, 2019
200+ All-Purpose Yards:	200 (200 Rush), Miles Sanders at Illinois, 2018
250+ All-Purpose Yards:	358 (211 Rush, 94 Rec, 53 KR), Saquon Barkley at Iowa, 2017 (SR)
300+ All-Purpose Yards:	358 (211 Rush, 94 Rec, 53 KR), Saquon Barkley at Iowa, 2017 (SR)
Five Touchdowns Scored:	5 (4 rushing, 1 receiving), Saquon Barkley at Pittsburgh, 2016
Kickoff Return For Touchdown:	97, Saquon Barkley at Ohio State, 2017
Rushing, Receiving & Kickoff Return TD in a game:	Derrick Williams vs. Illinois, 2008
100-Yard Kickoff Return:	100, Chaz Powell vs. Youngstown State, 2010
Punt Return For Touchdown:	39, DeAndre Thompkins at Pittsburgh, 2018
80-Yard Punt Return:	81, Bryant Johnson vs. Michigan State, 2002
Zero Punts in a Game:	Purdue, 2013
Multiple Interceptions:	2, Trevor Williams at Rutgers, 2014
90-Yard Interception Return:	99, Michael Mauti at Illinois, 2012
Interception Return For Touchdown:	36, John Reid vs. Buffalo, 2019
Five Interceptions in a Game (Team):	at Rutgers, 2014
Fumble Return For Touchdown (Defense):	9 yards, Torrence Brown at Indiana, 2016 (forced by Brandon Bell)
Fumble Return For Touchdown (Special Teams):	14 yards, Nick Scott vs. Indiana, 2017 (forced by Irvin Charles)
Blocked Field Goal:	Nick Scott at Michigan, 2018
Blocked Field Goal For Touchdown:	60 yards, Grant Haley vs. Ohio State, 2016 (Marcus Allen block)
Blocked Extra Point:	Parker Cothren at Northwestern, 2015
Blocked Punt:	Journey Brown vs. Buffalo, 2019
Two Blocked Punts:	Jonathan Sutherland vs. Idaho, 2019
Blocked Punt For Touchdown:	0 yards, Michael Yancich vs. Ohio State, 2012 (Mike Hull block)
Safety:	Team (holding in the end zone) at Pittsburgh, 2018
Two-Point Conversion Attempt:	Mac Hippenhammer (Rush, Failed) vs. Ohio State, 2018
50-Yard Field Goal:	57, Jordan Stout vs. Pittsburgh, 2019
Four Field Goals:	Tyler Davis at Rutgers, 2016
Five Field Goals:	Collin Wagner vs. Temple, 2010

OPPONENT

100+ Yards Rushing:	144, Benny Snell, Kentucky, 2018 +
150+ Yards Rushing:	185, Jonathan Taylor, Wisconsin, 2018
200+ Yards Rushing:	203, BenJarvus Green-Ellis, Indiana, 2003
30-34 Rushing Attempts:	30, Jeremy Langford, Michigan State, 2014
35+ Rushing Attempts:	44, Mike Hart, Michigan, 2007 (OR)
Three Touchdowns Rushing:	Trevor Siemian, Northwestern, 2014
Four Touchdowns Rushing:	Montee Ball, Wisconsin, 2011
50+ Yard Run:	71, Jonathan Taylor, Wisconsin, 2018
60+ Yard Run:	71, Jonathan Taylor, Wisconsin, 2018
70+ Yard Run:	71, Jonathan Taylor, Wisconsin, 2018
Two Players Rush For 100 Yards:	Rodney Smith (104) & Shannon Brooks (100), Minnesota, 2016
300+ Yards Passing:	372, Kenny Pickett, Pittsburgh, 2019
400+ Yards Passing:	400, Brian Lewerke, Michigan State, 2017
500+ Yards Passing:	532, Case Keenum, Houston, 2011 (OR) *
25-29 Pass Completions:	35, Kenny Pickett, Pittsburgh, 2019
30-44 Pass Completions:	35, Kenny Pickett, Pittsburgh, 2019
45+ Pass Completions:	45, Case Keenum, Houston, 2011 (OR) *
30-39 Pass Attempts:	51, Kenny Pickett, Pittsburgh, 2019
40-49 Pass Attempts:	51, Kenny Pickett, Pittsburgh, 2019
50+ Pass Attempts:	51, Kenny Pickett, Pittsburgh, 2019
60+ Pass Attempts:	61, Brian Hoyer, Michigan State, 2006
Four Touchdown Passes:	J.T. Barrett, Ohio State, 2017
Five Touchdown Passes:	Sam Darnold, USC, 2016 ^
Four Interceptions Thrown:	P.J. Walker, Temple, 2014
Five Interceptions Thrown:	Gary Nova, Rutgers, 2014
300+ Yards Total Offense:	379 (372 P, 7 R), Kenny Pickett, Pittsburgh, 2019
400+ Yards Total Offense:	425 (400 P, 25 R), Brian Lewerke, Michigan State, 2017
500+ Yards Total Offense:	542 (532 P, 10 R), Case Keenum, Houston, 2011 (OR) *
100+ Yards Receiving:	125, Taysir Mack, Pittsburgh, 2019
150+ Yards Receiving:	185, Stanley Morgan, Nebraska, 2017
200+ Yards Receiving:	228, Patrick Edwards, Houston, 2011 *
10+ Receptions:	12, Taysir Mack, Pittsburgh, 2019
50+ Yard Reception:	54, Lynn Bowden, Jr. from Terry Wilson, Kentucky, 2018 +
70+ Yard Reception:	70, Akrum Wadley from Nate Stanley, Iowa, 2017
80+ Yard Reception:	80, Dominique Barnes from Kurt Hess, Youngstown State, 2010
90+ Yard Reception:	99, Thomas Lewis from John Paci, Indiana, 1993
Three Touchdown Receptions:	Deonta Burnett, USC, 2016 ^
Kickoff Return For Touchdown:	100, Darrynton Evans, Appalachian State, 2018
90-Yard Kickoff Return:	100, Darrynton Evans, Appalachian State, 2018
100-Yard Kickoff Return:	100, Darrynton Evans, Appalachian State, 2018
Punt Return For Touchdown:	58, Lynn Bowden, Jr., Kentucky, 2018 +
70-Yard Punt Return:	75, Venric Mark, Northwestern, 2012
80-Yard Punt Return:	87, Willie Reid, Florida State, 2005 !
Multiple Interceptions:	2, David Dowell, Michigan State, 2017
Interception Return For Touchdown:	62, Brandon Watson, Michigan, 2018
Fumble Return For Touchdown:	12, Ryan Connelly, Wisconsin, 2016 &
Blocked Punt:	Sean McCormick, Idaho, 2019
Blocked Punt For Touchdown:	27, Lerentee McCray, Florida, 2011 \$
Blocked Field Goal:	Josh Allen, Kentucky, 2018 +
Blocked Extra Point:	Brandon Wilson, Indiana, 2018
Safety:	2, Team (blocked punt, snap out of the end zone on punt), Iowa, 2018
Two Safeties:	Team (blocked punt, snap out of the end zone on punt), Iowa, 2018
Defensive Extra Point:	99, D.J. Johnson, Iowa, 2002
50-Yard Field Goal:	50, Derek Dimke, Illinois, 2010
Four Field Goals:	Michael Geiger, Michigan State, 2016

& - Big Ten Championship Game | # - Croke Park Classic (Dublin, Ireland) | ! - Orange Bowl
 \$ - Outback Bowl | ^ - Rose Bowl | * - TicketCity Bowl | % - Pinstripe Bowl | @ - PlayStation Fiesta Bowl
 | + - VRBO Citrus Bowl

(SR) - School Record | (OR) - Opponent Record

OFFENSIVE STARTERS

OPPONENT	LT	LG	C	RG	RT	TE	QB	RB	WR (X)	WR (H)	WR (Z)
IDAHO	Walker	Gonzalez	Menet	Thorpe	Fries	Freiermuth	Clifford	Slade	Shorter	Hamler	Dotson
BUFFALO	Walker	Gonzalez	Menet	Miranda	Fries	Freiermuth	Clifford	Slade	Shorter	Hamler	Dotson
PITTSBURGH	Walker	Gonzalez	Menet	Miranda	Fries	Freiermuth	Clifford	J. Brown	Bowers (TE)	Hamler	Dotson
at Maryland	Walker	Gonzalez	Menet	Miranda	Fries	Freiermuth	Clifford	J. Brown	Bowers (TE)	Hamler	Dotson
PURDUE	Walker	Gonzalez	Menet	Miranda	Fries	Freiermuth	Clifford	J. Brown	George	Hamler	Dotson
at Iowa											
MICHIGAN											
at Michigan State											
at Minnesota											
INDIANA											
at Ohio State											
RUTGERS											

DEFENSIVE STARTERS

OPPONENT	DE	DT	DT	DE	SLB	MLB	WLB	CB	FS	SS	CB
IDAHO	Toney	Windsor	Shelton	Gross-Matos	Parsons	J. Johnson	Luketa	Castro-Fields	Wade	Taylor	Reid
BUFFALO	Toney	Windsor	Shelton	Gross-Matos	C. Brown	J. Johnson	Parsons	Castro-Fields	Wade	Taylor	Reid
PITTSBURGH	Toney	Windsor	Shelton	Gross-Matos	C. Brown	J. Johnson	Parsons	Castro-Fields	Wade	Taylor	Reid
at Maryland	Toney	Windsor	Shelton	Gross-Matos	C. Brown	J. Johnson	Parsons	Castro-Fields	Wade	Taylor	Reid
PURDUE	Toney	Windsor	Shelton	Gross-Matos	C. Brown	J. Johnson	Parsons	Castro-Fields	Wade	Taylor	Reid
at Iowa											
MICHIGAN											
at Michigan State											
at Minnesota											
INDIANA											
at Ohio State											
RUTGERS											

CAREER STARTS

Player	'16	'17	'18	'19	Total	Player	'16	'17	'18	'19	Total
Gonzalez, Steven (OL)	3	13	13	5	34	Miranda, Mike (OL)	-	-	1	4	5
Reid, John (CB)*	14	-	11	5	32	Toney, Shaka (DE)	-	-	-	5	5
Fries, Will (OL)	-	9	11	5	25	Wade, Lamont (S)	-	-	-	5	5
Brown, Cam (LB)	2	-	12	4	18	Walker, Rasheed (OL)	-	-	-	5	5
Gross-Matos, Yetur (DE)	-	-	13	5	18	Brown, Journey (RB)	-	-	-	3	3
Hamler, KJ (WR)	-	-	13	5	18	Bowers, Nick (TE)	-	-	-	2	2
Johnson, Jan (LB)	-	-	13	5	18	Shorter, Justin (WR)	-	-	-	2	2
Windsor, Robert (DT)	1	-	12	5	18	Slade, Ricky (RB)	-	-	-	2	2
Menet, Michal (OL)	-	-	12	5	17	George, Daniel (WR)	-	-	-	1	1
Taylor, Garrett (S)	-	-	12	5	17	Hansard, Fred (DT)	-	-	1	-	1
Freiermuth, Pat (TE)	-	-	9	5	14	Hippenhammer, Mac (WR)	-	-	1	-	1
Dotson, Jahan (WR)	-	-	4	5	9	Luketa, Jesse (LB)	-	-	-	1	1
Castro-Fields, Tariq (CB)	-	-	2	5	7	Sullivan-Brown, Cam (WR)	-	-	1	-	1
Parsons, Micah (LB)	-	-	1	5	6	Sutherland, Jonathan (S)	-	-	1	-	1
Shelton, Antonio (DT)	-	-	1	5	6	Thorpe, C.J. (OL)	-	-	-	1	1
Clifford, Sean (QB)	-	-	-	5	5						

* Started two games in 2015

PARTICIPATION CHART

		GP/GS	ID	UB	PITT	at MD	PUR	at IOWA	MICH	at MSU	at MINN	IND	at OSU	RU
90	Barber, Damion	4/0	-	P	P	P	P							
51	Beamon, Hakeem	1/0	-	-	-	-	P							
83	Bowers, Nick	5/2	P	P	ST	ST	P							
7	Brisker, Jaquan	5/0	P	P	P	P	P							
13	Brooks, Ellis	5/0	P	P	P	P	P							
6	Brown, Cam	5/4	P	ST	ST	ST	ST							
24	Brown, DJ	5/0	P	P	P	P	P							
4	Brown, Journey	5/3	P	P	ST	ST	ST							
21	Cain, Noah	5/0	P	P	P	P	P							
23	Carr, Weston	2/0	P	-	-	P	-							
5	Castro-Fields, Tariq	5/5	ST	ST	ST	ST	ST							
88	Chisena, Dan	4/0	P	-	P	P	P							
50	Chizmar, Max	3/0	P	P	-	-	P							
14	Clifford, Sean	5/5	ST	ST	ST	ST	ST							
77	Culpepper, Judge	5/0	P	P	P	P	P							
10	Dixon, Lance	3/0	P	P	P	-	-							
5	Dotson, Jahan	5/5	ST	ST	ST	ST	ST							
8	Dunmore, John	1/0	-	-	-	-	P							
72	Effner, Bryce	3/0	P	-	-	P	P							
91	Ellies, Dvon	1/0	-	-	-	P	-							
2	Ellis, Keaton	5/0	P	P	P	P	P							
40	Eury, Nick	1/0	P	-	-	-	-							
28	Ford, Devyn	5/0	P	P	P	P	P							
87	Freiermuth, Pat	5/5	ST	ST	ST	ST	ST							
71	Fries, Will	5/5	ST	ST	ST	ST	ST							
11	George, Daniel	4/1	P	P	-	P	ST							
93	Gillikin, Blake	5/0	P	P	P	P	P							
74	Gonzalez, Steven	5/5	ST	ST	ST	ST	ST							
19	Gordon, Trent	5/0	P	P	P	P	P							
99	Gross-Matos, Yetur	5/5	ST	ST	ST	ST	ST							
1	Hamler, KJ	5/5	ST	ST	ST	ST	ST							
53	Hansard, Fred	5/0	P	P	P	P	P							
25	Hardy, Daequan	1/0	-	-	-	-	P							
37	Hartlaub, Drew	5/0	P	P	P	P	P							
27	Hawkins, Aeneas	1/0	P	-	-	-	-							
12	Hippenhammer, Mac	3/0	P	-	P	P	-							
48	Holmes, C.J.	4/0	-	P	P	P	P							
75	Holmes, Des	5/0	P	P	P	P	P							
20	Isaac, Adisa	4/0	P	P	-	P	P							
3	Johnson, Donovan	2/0	-	P	P	-	-							
36	Johnson, Jan	5/5	ST	ST	ST	ST	ST							
10	Jones, TJ	1/0	-	-	-	-	P							
49	Joseph, Daniel	5/0	P	P	P	P	P							
45	Katshir, Charlie	5/0	P	P	P	P	P							
68	Kelly, Hunter	2/0	P	-	-	P	-							
82	Kuntz, Zack	5/0	P	P	P	P	P							
7	Levis, Will	4/0	P	P	-	P	P							
40	Luketa, Jesse	5/1	ST	P	P	P	P							
85	Lutz, Isaac	5/0	P	P	P	P	P							
89	Maxwell, Colton	1/0	P	-	-	-	-							
62	Menet, Michal	5/5	ST	ST	ST	ST	ST							
73	Miranda, Mike	5/4	P	ST	ST	ST	ST							
97	Mustipher, PJ	5/0	P	P	P	P	P							
35	Neff, Justin	4/0	P	P	-	P	P							
28	Oweh, Jayson	5/0	P	P	P	P	P							
11	Parsons, Micah	5/5	ST	ST	ST	ST	ST							
92	Pinegar, Jake	5/0	P	P	P	P	P							
9	Porter Jr., Joey	3/0	P	-	-	P	P							
58	Presta, Evan	1/0	P	-	-	-	-							
29	Reid, John	5/5	ST	ST	ST	ST	ST							
21	Rudolph, Tyler	1/0	-	-	-	-	P							
55	Shelton, Antonio	5/5	ST	ST	ST	ST	ST							
6	Shorter, Justin	4/2	ST	ST	P	P	-							
15	Shuster, Michael	1/0	P	-	-	-	-							
34	Simmons, Shane	5/0	P	P	P	P	P							
3	Slade, Ricky	5/2	ST	ST	P	P	P							
12	Smith, Brandon	5/0	P	P	P	P	P							
91	Stoll, Chris	5/0	P	P	P	P	P							
98	Stout, Jordan	5/0	P	P	P	P	P							
86	Strange, Brenton	1/0	P	-	-	-	-							
81	Sullivan-Brown, Cam	4/0	P	P	P	P	-							
26	Sutherland, Jonathan	5/0	P	P	P	P	P							
17	Taylor, Garrett	5/5	ST	ST	ST	ST	ST							
69	Thorpe, C.J.	5/1	ST	P	P	P	P							
18	Toney, Shaka	5/5	ST	ST	ST	ST	ST							
98	Vasey, Dan	1/0	P	-	-	-	-							
92	Vilbert, Smith	1/0	-	P	-	-	-							
38	Wade, Lamont	5/5	ST	ST	ST	ST	ST							
53	Walker, Rasheed	5/5	ST	ST	ST	ST	ST							
79	Wallace, Caeden	3/0	P	P	P	-	-							
80	Weller, Justin	1/0	P	-	-	-	-							
55	Whigan, Anthony	2/0	-	-	-	P	P							
8	Wilson, Marquis	2/0	-	-	-	P	P							
54	Windsor, Robert	5/5	ST	ST	ST	ST	ST							
77	Wormley, Sal	1/0	P	-	-	-	-							

2019 RESULTS & STATISTICS

Date	Opponent	W	Score	Att.
Aug 31, 2019	IDAHO	W	79-7	104527
Sep 07, 2019	BUFFALO	W	45-13	104136
Sep 14, 2019	PITTSBURGH	W	17-10	108661
* Sep 27, 2019	at Maryland	W	59-0	53228
* Oct 05, 2019	PURDUE	W	35-7	106536

Rushing	gp	att	gain	loss	net	avg	td	lg	avg/g
Brown, Journey	5	31	219	2	217	7.0	3	85	43.4
Cain, Noah	5	35	210	2	208	5.9	5	27	41.6
Clifford, Sean	5	43	260	60	200	4.7	2	58	40.0
Ford, Devyn	5	26	201	3	198	7.6	2	81	39.6
Levis, Will	4	13	69	3	66	5.1	2	12	16.5
Slade, Ricky	5	24	59	8	51	2.1	2	9	10.2
Eury, Nick	1	6	44	0	44	7.3	1	10	44.0
Hamler, KJ	5	3	16	9	7	2.3	0	16	1.4
Dotson, Jahan	5	1	4	0	4	4.0	0	4	0.8
Total	5	188	1082	112	970	5.2	17	85	194.0
Opponents	5	173	510	257	253	1.5	1	29	50.6

Passing	gp	effic	comp-att-int	pct	yds	td	lg	avg/g
Clifford, Sean	5	182.82	90-135-2	66.7	1443	12	72	288.6
Levis, Will	4	111.09	14-22-0	63.6	85	1	15	21.2
TEAM	4	0.00	0-1-0	0.0	0	0	0	0.0
Total	5	171.68	104-158-2	65.8	1528	13	72	305.6
Opponents	5	107.84	92-161-4	57.1	949	3	48	189.8

Receiving	gp	no.	yds	avg	td	lg	avg/g
Hamler, KJ	5	19	394	20.7	4	58	78.8
Freiermuth, Pat	5	15	178	11.9	3	28	35.6
Dotson, Jahan	5	12	242	20.2	3	72	48.4
Sullivan-Brown	4	8	56	7.0	0	14	14.0
Brown, Journey	5	7	89	12.7	1	37	17.8
Slade, Ricky	5	7	89	12.7	0	40	17.8
Shorter, Justin	4	7	88	12.6	0	18	22.0
Bowers, Nick	5	5	136	27.2	1	55	27.2
Cain, Noah	5	5	47	9.4	0	20	9.4
Ford, Devyn	5	5	30	6.0	0	15	6.0
George, Daniel	4	4	59	14.8	0	22	14.8
Carr, Weston	2	3	27	9.0	0	11	13.5
Chisena, Dan	4	2	46	23.0	0	40	11.5
Kuntz, Zack	5	2	18	9.0	0	10	3.6
Lutz, Isaac	5	1	15	15.0	0	15	3.0
Total	5	104	1528	14.7	13	72	305.6
Opponents	5	92	949	10.3	3	48	189.8

Field Goals	fg	pct.	01-19	20-29	30-39	40-49	50-99	lg	blk
Pinegar, Jake	4-5	80.0	0-0	2-2	2-3	0-0	0-0	38	0
Stout, Jordan	2-3	66.7	0-0	0-0	0-0	0-0	2-3	57	0

Scoring	td	fg	PAT			dxp	saf	pts
			kick	rush	rcv	pass		
Pinegar, Jake	-	4-5	31-31	-	-	-	-	43
Cain, Noah	5	-	-	-	-	-	-	30
Brown, Journey	4	-	-	-	-	-	-	24
Hamler, KJ	4	-	-	-	-	-	-	24
Dotson, Jahan	3	-	-	-	-	-	-	18
Freiermuth, Pat	3	-	-	-	-	-	-	18
Ford, Devyn	2	-	-	-	-	-	-	12
Slade, Ricky	2	-	-	-	-	-	-	12
Levis, Will	2	-	-	-	-	-	-	12
Clifford, Sean	2	-	-	-	-	-	-	12
Stout, Jordan	-	2-3	-	-	-	-	-	6
Bowers, Nick	1	-	-	-	-	-	-	6
Strange, B.	1	-	-	-	-	-	-	6
Eury, Nick	1	-	-	-	-	-	-	6
Reid, John	1	-	-	-	-	-	-	6
Total	31	6-8	31-31	-	-	-	-	235
Opponents	4	3-5	4-4	-	-	-	-	37

Score by Quarters	1st	2nd	3rd	4th	OT	Total
Penn State	69	58	56	52	0	235
Opponents	0	27	3	7	0	37

Record:	Overall	Home	Away	Neutral
All games	5-0	4-0	1-0	0-0
Conference	2-0	1-0	1-0	0-0
Non-Conference	3-0	3-0	0-0	0-0

Team Statistics	PSU	OPP
FIRST DOWNS	120	65
Rushing	44	21
Passing	66	36
Penalty	10	8
RUSHING YARDAGE	970	253
Rushing Attempts	188	173
Average Per Rush	5.2	1.5
Average Per Game	194.0	50.6
TDs Rushing	17	1
PASSING YARDAGE	1528	949
Comp-Att-Int	104-158-2	92-161-4
Average Per Pass	9.7	5.9
Average Per Catch	14.7	10.3
Average Per Game	305.6	189.8
TDs Passing	13	3
TOTAL OFFENSE	2498	1202
Average Per Play	7.2	3.6
Average Per Game	499.6	240.4
KICK RETURNS: #-Yards	6-86	4-79
PUNT RETURNS: #-Yards	19-135	4-12
INT RETURNS: #-Yards	4-83	2-15
FUMBLES-LOST	10-4	7-3
PENALTIES-Yards	20-225	36-285
PUNTS-AVG	22-39.4	45-38.4
TIME OF POSSESSION/Game	28:38	31:22
3RD-DOWN Conversions	24/58	21/83
4TH-DOWN Conversions	5/6	4/10

Interceptions	no.	yds	avg	td	lg
Reid, John	2	61	30.5	1	36
Castro-Fields	1	5	5.0	0	5
Johnson, Jan	1	17	17.0	0	17

Punting	no.	yds	avg	lg	tb	fc	i20	50+	blk
Gillikin, Blake	21	854	40.7	53	2	7	10	4	1
TEAM	1	13	13.0	13	0	0	0	0	0

Punt Returns	no.	yds	avg	td	lg
Hamler, KJ	15	92	6.1	0	26
Hippenhammer, M	2	13	6.5	0	7
Dotson, Jahan	1	30	30.0	0	30
Sutherland, J.	1	0	0.0	0	0
Total	19	135	7.1	0	30
Opponents	4	12	3.0	0	11

Kick Returns	no.	yds	avg	td	lg
Hamler, KJ	3	57	19.0	0	24
Brown, Journey	2	19	9.5	0	13
Luketa, Jesse	1	10	10.0	0	10
Total	6	86	14.3	0	24
Opponents	4	79	19.8	0	28

All Purpose	g	rush	rcv	pr	kr	ir	total	avg/g
Hamler, KJ	5	7	394	92	57	0	550	110.0
Brown, Journey	5	217	89	0	19	0	325	65.0
Dotson, Jahan	5	4	242	30	0	0	276	55.2
Cain, Noah	5	208	47	0	0	0	255	51.0
Ford, Devyn	5	198	30	0	0	0	228	45.6
Total	5	970	1528	135	86	83	2802	560.4
Opponents	5	253	949	12	79	15	1308	261.6

Total Offense	g	plays	rush	pass	total	avg/g
Clifford, Sean	5	178	200	1443	1643	328.6
Brown, Journey	5	31	217	0	217	43.4
Cain, Noah	5	35	208	0	208	41.6
Ford, Devyn	5	26	198	0	198	39.6
Levis, Will	4	35	66	85	151	37.8
Total	5	346	970	1528	2498	499.6
Opponents	5	334	253	949	1202	240.4

TEAM RESULTS & STATISTICS

Date	Opponent	Score	Overall	Conference	Time	Attend
Aug 31, 2019	IDAHO	W 79-7	1-0	0-0	3:18	104527
Sep 07, 2019	BUFFALO	W 45-13	2-0	0-0	3:21	104136
Sep 14, 2019	PITTSBURGH	W 17-10	3-0	0-0	3:13	108661
* Sep 27, 2019	at Maryland	W 59-0	4-0	1-0	3:18	53228
* Oct 05, 2019	PURDUE	W 35-7	5-0	2-0	3:26	106536

Team Statistics

	PSU	OPP
SCORING	235	37
Points Per Game	47.0	7.4
Points Off Turnovers	42	14
FIRST DOWNS	120	65
Rushing	44	21
Passing	66	36
Penalty	10	8
RUSHING YARDAGE	970	253
Yards gained rushing	1082	510
Yards lost rushing	112	257
Rushing Attempts	188	173
Average Per Rush	5.2	1.5
Average Per Game	194.0	50.6
TDs Rushing	17	1
PASSING YARDAGE	1528	949
Comp-Att-Int	104-158-2	92-161-4
Average Per Pass	9.7	5.9
Average Per Catch	14.7	10.3
Average Per Game	305.6	189.8
TDs Passing	13	3
TOTAL OFFENSE	2498	1202
Total Plays	346	334
Average Per Play	7.2	3.6
Average Per Game	499.6	240.4
KICK RETURNS: #-Yards	6-86	4-79
PUNT RETURNS: #-Yards	19-135	4-12
INT RETURNS: #-Yards	4-83	2-15
KICK RETURN AVERAGE	14.3	19.8
PUNT RETURN AVERAGE	7.1	3.0
INT RETURN AVERAGE	20.8	7.5
FUMBLES-LOST	10-4	7-3
PENALTIES-Yards	20-225	36-285
Average Per Game	45.0	57.0
PUNTS-Yards	22-867	45-1728
Average Per Punt	39.4	38.4
Net punt average	37.0	35.4
KICKOFFS-Yards	40-2522	12-630
Average Per Kick	63.0	52.5
Net kick average	39.8	39.1
TIME OF POSSESSION/Game	28:38	31:22
3RD-DOWN Conversions	24/58	21/83
3rd-Down Pct	41%	25%
4TH-DOWN Conversions	5/6	4/10
4th-Down Pct	83%	40%
SACKS BY-Yards	25-187	7-43
MISC YARDS	0	0
TOUCHDOWNS SCORED	31	4
FIELD GOALS-ATTEMPTS	6-8	3-5
ON-SIDE KICKS	0-0	0-0
RED-ZONE SCORES	(22-23) 96%	(7-9) 78%
RED-ZONE TOUCHDOWNS	(18-23) 78%	(4-9) 44%
PAT-ATTEMPTS	(31-31) 100%	(4-4) 100%
ATTENDANCE	423860	53228
Games/Avg Per Game	4/105965	1/53228
Neutral Site Games		0/0

Score by Quarters	1st	2nd	3rd	4th	OT	Total
Penn State	69	58	56	52	0	235
Opponents	0	27	3	7	0	37

DEFENSIVE STATISTICS

##	Defensive Leaders	gp	Tackles				Sacks no-yds	Pass defense			Fumbles		blkd	
			ua	a	tot	tfl/yds		int-yds	brup	qbh	rcv-yds	ff	kick	saf
11	Parsons, Micah	5	14	13	27	6.0-20	1.0-11	.	1	1
6	Brown, Cam	5	11	13	24	1.5-5	1.0-2	.	1	2	1-0	1	.	.
36	Johnson, Jan	5	6	17	23	1.0-5	1.0-5	1-17	1	.	.	1	.	.
38	Wade, Lamont	5	11	11	22	1.0-7	1.0-7	.	1
17	Taylor, Garrett	5	13	8	21	2.0-2	.	.	1
5	Castro-Fields	5	13	4	17	3.0-4	.	1-5	4
40	Luketa, Jesse	5	10	5	15	0.5-1	.	.	3
26	Sutherland, J.	5	7	8	15	0.5-0	2	.
13	Brooks, Ellis	5	8	6	14	3.5-22	2.5-17	.	.	1
99	Gross-Matos, Y.	5	11	2	13	7.5-52	5.5-45	.	.	4
15	Smith, Brandon	5	7	5	12	1.0-2
7	Brisker, Jaquan	5	6	6	12	1.0-8	.	.	1
29	Reid, John	5	7	5	12	1.5-18	1.0-16	2-61	4	1
18	Toney, Shaka	5	7	5	12	5.5-35	5.0-35	.	.	2
20	Isaac, Adisa	4	4	7	11	3.0-13	1.5-8	1	.	.
34	Simmons, Shane	5	6	5	11	1.5-4
97	Mustipher, PJ	5	6	5	11	2.0-9
54	Windsor, Robert	5	3	7	10	1.0-6	1.0-6	.	.	2
19	Gordon, Trent	5	5	4	9	.	.	.	2
49	Joseph, Daniel	5	3	3	6	1.5-3	1.0-2
28	Oweh, Jayson	5	5	1	6	2.0-22	2.0-22	.	1	1
53	Hansard, Fred	5	3	3	6	3.0-11	1.0-8
31	Johnson, D.	2	4	2	6
55	Shelton, A.	5	3	1	4	2.5-9	0.5-3
2	Ellis, Keaton	4	3	1	4	.	.	.	2	.	1-0	1	.	.
50	Chizmar, Max	3	.	3	3
10	Dixon, Lance	3	.	2	2
48	Holmes, C.J.	3	2	.	2
90	Barber, Damion	4	.	2	2
24	Brown, DJ	5	2	.	2	.	.	.	1	.	.	1	.	.
35	Neff, Justin	3	1	1	2
37	Hartlaub, Drew	5	.	2	2	1-0	.	.	.
85	Lutz, Isaac	5	.	1	1
45	Katshir, C.	5	1	.	1	1	.	1	.	.
9	Porter Jr., J.	3	.	1	1	.	.	.	1
77	Culpepper, J.	5	.	1	1
4	Brown, Journey	5	1	.
Total		5	182	160	342	52-258	25-187	4-83	24	15	3-0	6	3	.
Opponents		5	197	140	337	31-98	7-43	2-15	15	8	4-0	4	1	.