

SEPTEMBER 23, 2017 - 7:30 P.M.

Iowa City, Iowa
Kinnick Stadium [70,585]

Series: Penn State, 14-12
Last Meeting: Penn State, 41-14,
November 5, 2016

Complete Series Info on Page 7



2016 BIG TEN CHAMPIONS

870 WINS
(8th in Nation)

47 BOWL GAMES
(1-9th in Nation)

28 BOWL WINS
(1-5th in Nation)

99 1ST TEAM
ALL-AMERICANS

THE MATCHUP

PENN STATE NITTANY LIONS

3-0, 0-0 Big Ten

Head Coach: James Franklin
Record at Penn State (4th season): 28-15
Career Record (7th season): 52-30
vs. Iowa 1-0



PxP: Chris Fowler
Analyst: Kirk Herbstreit
Sideline: Maria Taylor

PxP: Steve Jones
Analyst: Jack Ham
Sideline: Derrick Williams
Local: 93.7 FM/1450 AM
Web: GoPSUsports.com

Sirius/XM/Internet: 81/81/81

IOWA HAWKEYES

3-0, 0-0 Big Ten

Head Coach: Kirk Ferentz
Record at Iowa (19th season): 137-92
Career Record (22nd season): 149-113
vs. Penn State: 8-5

INSIDE THE GAME

NO. 4 PENN STATE OPENS BIG PLAY AT IOWA

No. 4 Penn State opens its 25th season of Big Ten football at Iowa in primetime Saturday at 7:30 p.m. on ABC.

Penn State and Iowa bring undefeated non-conference records and touchdown tossing quarterbacks to their conference opener. Both feature 3-0 records, and Iowa's Nathan Stanley and Penn State's Trace McSorley rank one and two in the Big Ten and in the top-eight nationally in touchdown passes with 10 and nine, respectively.

Helping McSorley is Saquon Barkley, who leads the Nittany Lions in both rushing and receiving yards. Ranking second in the country as only one of two players averaging more than 200 all-purpose yards per game, Barkley became Penn State's career leader in receiving yards by a running back with 142 receiving yards against Georgia State, highlighted by an 85-yard touchdown reception.

Additionally, Penn State's defense looks to continue its stingy start, only yielding 14 points with shutouts in two of three games this season to help Penn State become the early leader in FBS point differential.

Last season, Penn State earned a 41-14 victory over Iowa in Beaver Stadium, limiting the Hawkeyes to 30 yards rushing, while gaining 599 yards of total offense.

Penn State is leaving Beaver Stadium for the first time this season, but finished 2016 with three consecutive wins in true road games. The streak included its highest point total of the year (62 at Purdue) and lone shutout win (39-0 at Rutgers).

PSU returns home the following week to host Indiana in the "Generations of Greatness" game, which will feature throwback uniforms featuring design cues to multiple eras.

BY THE NUMBERS

30

Rushing yards allowed last year against Iowa

25th

Season of Big Ten football

18

Consecutive games with a TD pass for Trace McSorley

19 to 1

Touchdowns scored to touchdowns allowed this season

BREAKDOWN

RUSHING

Penn State: Saquon Barkley 38 for 307 yds (102.3), 3 TD
Iowa: Akrum Wadley 60 for 258 yds (86.0), 1 TD

PASSING

Penn State: Trace McSorley 51-of-76, 753 yds (251.0), 9 TD/2 INT
Iowa: Nate Stanley 51-of-83, 655 yds (218.3), 10 TD/1 INT

RECEIVING

Penn State: Saquon Barkley 11 for 241 yds (80.3), 2 TD
Iowa: Nick Easley 16 for 162 yds (54.0), 1 TD

DEFENSE

Penn State: Marcus Allen 18 tkl, 1.5 TFL, 1 INT, 2 PBU 1 FF, 1 SAF
Iowa: Josey Jewell 26 tkl, 2.5 TFL, 2.0 SK, 2 PBU

PSU

47.0
187.0
57-88-2
282.0
469.0
+7
4.7
126.0
56-102-6
147.7
273.7

TEAM

SCORING/GAME 33.0
RUSHING/GAME 180.0
PASSING (C-A-INT) 51-83-1
PASSING/GAME 218.3
TOTAL OFFENSE/GAME 398.3
TURNOVER MARGIN +1
PTS ALLOWED/GAME 19.3
OPP. RUSH YDS/GAME 97.0
OPP. PASSING 66-115-4
OPP. PASS YDS/GAME 238.0
OPP. TOTAL OFFENSE/GAME 335.0

IOWA

2017 SCHEDULES

PENN STATE

Overall (B1G): 3-0 (0-0 East)	Home: 3-0	Road: 0-0	Ntrl: 0-0	
PSU Rank	Opponent (Rank)	Time/Result	TV	Attend.
September				
2 (6/6)	Akron	W, 52-0	ABC	101,684
9 (4/4)	Pittsburgh	W, 33-14	ABC	109,898
16 (5/5)	Georgia State	W, 56-0	BTN	102,746
23 (4/4)	at Iowa *	7:30 p.m.	ABC	
30	Indiana *	3:30 p.m.	BTN	
October				
7	at Northwestern *	noon		
21	Michigan *	TBD		
28	at Ohio State *	3:30 p.m.	FOX	
November				
4	at Michigan State *	TBD		
11	Rutgers *	noon		
18	Nebraska *	TBD		
25	at Maryland *	TBD		

* - B1G game All times Eastern Rankings: AP/Coaches

IOWA

Overall (B1G): 3-0 (0-0 West)	Home: 2-0	Road: 1-0	Ntrl: 0-0	
Rank	Opponent (Rank)	Time/Result	TV	Attend.
September				
2	Wyoming	W, 24-3	BTN	68,075
9	at Iowa State	W, 44-41 (OT)	ESPN2	61,500
16	North Texas	W, 31-14	ESPN2	65,668
23	Penn State * (4/4)	7:30 p.m.	ABC	
30	at Michigan State *	TBD		
October				
7	Illinois *	noon		
21	at Northwestern *	TBD		
28	Minnesota *	TBD		
November				
4	Ohio State *	TBD		
11	at Wisconsin *	TBD		
18	Purdue *	TBD		
24	at Nebraska *	3 p.m.	FS1	

* - B1G game All times Eastern Rankings: AP/Coaches

TABLE OF CONTENTS

Page 2 Quick Facts/NFL Notes
Page 3 Opponent Tracker/B1G Standings/Media Info
Page 4-5 Head Coach James Franklin
Page 6 Leadership/National Polls
Page 7 The Series vs. Iowa
Page 8 Iowa Notes
8 This Day in History/Record Breakdown
Page 9-10 Highlights
9 Winningest Programs/At The Start
10 Stat Leaders/Barkley Record Countdown
Page 11-14 Offense Notes

11 Season Honors/Coaching Staff POTW/
McSorley Record Countdown
12 Classroom Success/Gesicki Record Countdown
13 Coaching Staff/Hamilton Record Countdown
14 Community Service
Page 15 Defense Notes
15 Generations of Greatness
Page 16-19 Special Teams Notes
16 Home Success/Packing the Stadium
17 Future Schedules
18 Preseason Honors

Page 19-20 2016 Highlights
19 Breaking Records
20 Nittany Greats
Page 21 Depth Chart/Pronunciations/Asst. Coaches
Page 22-23 Numerical Roster
Page 24-25 Alphabetical Roster
Page 26-28 Record Watch
Page 29-31 Games 1-3
Page 32-45 Player Bios
Page 46-63 Statistics

PROGRAM NOTES

131st SEASON OF GRIDIRON EXCELLENCE

Penn State is in its 131st season of intercollegiate football and owns an 870-385-42 record, to rank No. 8 nationally in all-time victories.

WINNING RECORD

Penn State is one of eight teams that have had a winning season the last 12 consecutive years. Wisconsin, Oklahoma, Virginia Tech, Boise State, USC, Florida State and LSU have also accomplished the feat. According to ESPN Stats & Info, Penn State holds the FBS record for most consecutive seasons without a losing record at 49 (1939-87).

ACADEMIC EXCELLENCE

A total of 389 of Penn State football student-athletes, including 19 in 2016, have earned Academic All-Big Ten honors since 1993 for owning at least a 3.0 grade point average and being a letterwinner.

ONE OF NATION'S TOUGHEST HOME VENUES

Penn State owns a superlative 281-72 (.796) record inside Beaver Stadium, the nation's second-largest facility, which opened in 1960 and has a capacity of 106,572.

QUICK FACTS

UNIVERSITY

NAME	The Pennsylvania State University
LOCATION	University Park, Pa.
FOUNDED	1855
ENROLLMENT	47,261
NICKNAME	Nittany Lions
COLORS	Blue & White
CONFERENCE	Big Ten
DIVISION	NCAA Division I
STADIUM	Beaver Stadium (106,572)
STADIUM SURFACE	Natural Grass
PRESIDENT	Dr. Eric Barron
ATHLETICS DIRECTOR	Sandy Barbour
HEAD COACH	James Franklin (4th Season)
FOOTBALL OFFICE	814-865-0412
TICKET OFFICE	1-800-NITTANY

FOOTBALL HISTORY

FIRST YEAR	1887
ALL-TIME RECORD	870-385-42 (131st Season) 8th in victories
ALL-TIME BIG TEN RECORD	121-72 (25th Season)
ALL-TIME BOWL RECORD	28-17-2 (.617) 7-5th in bowl victories
YEARS IN POST SEASON PLAY	47 7-9th in bowl appearances
BEAVER STADIUM RECORD	281-72 (.796)

ASSISTANT COACHES

BRENT PRY	Buffalo; 1993 Associate Head Coach/Defensive Coordinator/ Linebackers (4th Season)
JOE MOORHEAD	Fordham; 1996 Offensive Coordinator/Quarterbacks (2nd Season)
CHARLES HUFF	Hampton; 2005 Special Teams Coordinator/Running Backs (4th Season)
TIM BANKS	Central Michigan; 1995 Co-Defensive Coordinator/Safeties (2nd Season)
JOSH GATTIS	Wake Forest; 2006 Offensive Recruiting Coordinator/Asst. Special Teams/ Wide Receivers (4th Season)
MATT LIMEGROVER	University of Chicago; 1991 Offensive Line (2nd Season)
RICKY RAHNE	Cornell; 2002 Passing Game Coordinator/Tight Ends (4th Season)
TERRY M. SMITH	Penn State; 1991 Assistant Head Coach/Defensive Recruiting Coordinator/ Cornerbacks (4th Season)
SEAN SPENCER	Clarion; 1995 Run Game, Defensive Line (4th Season)
DWIGHT GALT	Maryland; 1981 Assistant AD of Performance Enhancement (4th Season)

BIG BEST



OFFENSIVE POTW: Alex Hornibrook • Wisconsin • So. • QB • West Chester, Pa.

- Set the Wisconsin single-game completion percentage record, going 18-for-19 (94.7 percent) in the Badgers' victory at BYU
- Threw for 256 yards and four touchdowns in the contest
- Completion percentage of 94.7 percent was the best in Big Ten history by any quarterback attempting at least 13 passes and the fifth-best regardless of the number of attempts
- Receives his first career Offensive Player of the Week award
- Last Wisconsin Offensive Player of the Week: Jonathan Taylor (Sept. 11, 2017)



DEFENSIVE POTW: Jacob Huff • Minnesota • Jr. • DB • Bolingbrook, Ill.

- Scored his first career touchdown with a 67-yard interception return late in the first half of Minnesota's win against Middle Tennessee
- Recorded four solo tackles, including one tackle for loss
- Added a pass breakup as the Gophers held Middle Tennessee to three points, the fewest that the team has ever allowed at TCF Bank Stadium
- Collects his first career Defensive Player of the Week honor
- Last Minnesota Defensive Player of the Week: Blake Cashman (Nov. 21, 2016)



SPECIAL TEAMS POTW: Quinn Nordin • Michigan • Fr. • K • Rockford, Mich.

- Matched a school record with five field goals, converting all five of his attempts in Michigan's victory over Air Force
- Recorded successful kicks from 35, 26, 49, 29 and 36 yards
- Added two extra points to finish the game with 17 points, one shy of the school record
- Earns his second career Special Teams Player of the Week honor
- Last Michigan Special Teams Player of the Week: Quinn Nordin (Sept. 4, 2017)



FRESHMAN CO-POTW: J.K. Dobbins • Ohio State • Fr. • RB • La Grange, Texas

- Rushed for 172 yards on 13 attempts in Ohio State's win against Army West Point
- Scored a pair of rushing touchdowns, including a career-best 52-yard touchdown early in the third quarter
- Averaged 13.2 yards per carry in the contest



FRESHMAN CO-POTW: Johnathan Lewis • Rutgers • Fr. • QB • East Orange, N.J.

- Rushed for four touchdowns and threw for another in Rutgers' victory over Morgan State
- Became the eighth player in program history to rush for four or more touchdowns in a game, including the second true freshman and the first quarterback
- Threw a touchdown pass on his first career passing attempt

LIONS IN THE NFL

28 NITTANY LIONS ON NFL ROSTERS

A total of 28 Penn State football alumni are populating the rosters of 20 National Football League teams.

The Nittany Lions are perennially a top-15 program in producing players in the NFL. In addition, seven former Nittany Lions are members of NFL coaching staffs.

The Miami Dolphins and San Francisco 49ers are currently carrying a league-high three former Nittany Lions each. Ninth-year veteran Cameron Wake is joined by Mike Hull in Miami, while Jordan Lucas is on the practice squad, and 13th-year veteran Robbie Gould and Garry Gilliam have joined eighth-year vet NaVorro Bowman in San Francisco.

Gould is Penn State's NFL elder statesman, and is followed in experience by Chiefs All-Pro linebacker Tamba Hali in his 12th season, Jaguars linebacker and captain Paul Posluszny (11th), Wake and Cowboys linebacker and captain Sean Lee (9th). Lee and Wake were both Pro Bowlers in 2017.

Five squads boast two Nittany Lions each, including Detroit, Jacksonville, Kansas City, Tampa Bay and Tennessee.

Three from Penn State's 2016 squad are on NFL rosters as rookies: Chris Godwin was drafted in the third round by Tampa Bay, and Brandon Bell (Cincinnati), and Evan Schwan signed free agent contracts.

Despite not playing for the Titans since 2012, Tim Shaw was named one of six captains for the team. Shaw was diagnosed with ALS in 2014 and continues to support the team and give motivational speeches.

There are also two Nittany Lions on NFL rosters that did not play football at Penn State in Chris Hogan (New England) and Ross Travis (Kansas City). Hogan, a wide receiver in his sixth NFL season, played lacrosse for the Nittany Lions and went to play football at Monmouth after earning his PSU degree. Travis, a tight end, was a standout men's basketball player.

Penn State has had 45 NFL Draft picks since 2006, including 21 in the first three rounds, and at least three draft picks 18 times since starting Big Ten Conference competition in 1993. A total of 344 Nittany Lions have been selected all-time in the NFL Draft.

For the 46th time in the Super Bowl's 51-game history, at least one Penn State alumnus was a member of one of the participating teams (20 times in last 22 years). Thirty-nine former Nittany Lions have earned a total of 56 Super Bowl rings, most recently Chris Hogan with New England last year. A total of 107 Nittany Lions have been on Super Bowl rosters.

Arizona Cardinals (1): A.Q. Shipley (8)
Atlanta Falcons (1): Jack Crawford (6)
Chicago Bears (1): Adrian Amos (3)
Cincinnati Bengals (1): Brandon Bell (1)
Cleveland Browns (1): Carl Nassib (2)
Dallas Cowboys (1): Sean Lee ^c (8)
Detroit Lions (2): Jordan Hill ^{ir} (5), Anthony Zettel (2)
Jacksonville Jaguars (2): Paul Posluszny ^c (11), Allen Robinson ^{ir} (4)
Kansas City Chiefs (1): Tamba Hali (12), Ross Travis (2; former MBB player)
Los Angeles Chargers (1): Trevor Williams (2)
Miami Dolphins (3): Mike Hull (3), Cameron Wake (9), Jordan Lucas (2)
Minnesota Vikings (1): Kyle Carter (2)
New England Patriots: Chris Hogan (5; former MLAX player)
New Orleans Saints (1): Nathan Stupar (6)
New York Giants (1): Evan Schwan ^{ir} (1)
New York Jets (1): Christian Hackenberg (2)
Philadelphia Eagles (1): Stefen Wisniewski (7)
Pittsburgh Steelers (1): Jesse James (3)
San Francisco 49ers (3): NaVorro Bowman (8), Garry Gilliam (4), Robbie Gould (13)
Tampa Bay Buccaneers (2): Chris Godwin (1), Donovan Smith (3)
Tennessee Titans (2): Austin Johnson (2), DaQuan Jones (4)

italics indicates practice squad, ^{ir}injured reserve, ^cCaptain

SEVEN FORMER LIONS ON NFL COACHING STAFFS

Seven former Nittany Lions are patrolling the sidelines as part of NFL coaching staffs in 2017.

Gary Brown (Dallas, running backs)
Bobby Engram (Baltimore, wide receivers)
Al Golden (Detroit, tight ends)
D'Anton Lynn (LA Chargers, defensive assistant)
John McNulty (LA Chargers, tight ends)
Mike Munchak (Pittsburgh, offensive line)
Darren Perry (Green Bay, safeties)
Also, former Penn State quarterbacks coach Jim Caldwell is in his fourth season as the head coach of the Detroit Lions.



OPPONENT TRACKER

AKRON (SEPT. 2) Overall: 1-2 MAC: 0-0 This Week: at Troy Last Week: L, 14-41, Iowa State GoZips.com	PITTSBURGH (SEPT. 9) Overall: 1-2 ACC: 0-0 This Week: at Georgia Tech Last Week: L, 21-59, Oklahoma St. PittsburghPanthers.com	GEORGIA STATE (SEPT. 16) Overall: 0-2 Sun Belt: 0-0 This Week: at Charlotte Last Week: L, 0-56, at Penn State GeorgiaStateSports.com
Iowa (SEPT. 23) Overall: 3-0 B1G: 0-0 This Week: host Penn State Last Week: W, 31-14, North Texas HawkeyeSports.com	INDIANA (OCT. 2) Overall: 1-1 B1G: 0-1 This Week: host Georgia Southern Last Week: Canceled IUHoosiers.com	Northwestern (OCT. 7) Overall: 2-1 B1G: 0-0 This Week: Off Last Week: W, 49-7, Bowling Green NUsports.com
MICHIGAN (OCT. 21) Overall: 3-0 B1G: 0-0 This Week: at Purdue Last Week: W, 29-13, Air Force MGoBlue.com	Ohio State (OCT. 28) Overall: 2-1 B1G: 1-0 This Week: host UNLV Last Week: W, 38-7, Army OhioStateBuckeyes.com	Michigan State (NOV. 4) Overall: 2-0 B1G: 0-0 This Week: host Notre Dame Last Week: Off MSUSpartans.com
RUTGERS (NOV. 11) Overall: 1-2 B1G: 0-0 This Week: at Nebraska Last Week: W, 65-0, Morgan State ScarletKnights.com	NEBRASKA (NOV. 18) Overall: 1-2 B1G: 0-0 This Week: host Rutgers Last Week: L, 17-21, Northern Illinois Huskers.com	Maryland (NOV. 25) Overall: 2-0 B1G: 0-0 This Week: host UCF Last Week: Off UMTerps.com

PENN STATE MEDIA SERVICES

FOOTBALL CONTACTS

Kris Petersen
Cell: 814-883-4581

E-mail: kap18@psu.edu
Twitter: @GoPSUKris

Greg Campbell
Cell: 814-876-0824

E-mail: gxc35@psu.edu
Twitter: @SID_Greg

Mark Brumbaugh
Cell: 814-441-9145

E-mail: mgb28@psu.edu
Twitter: @markbrumbaugh

Assoc. AD for Strategic Communications: Jeff Nelson

Associate Directors: Rose Carter, Kris Petersen

Assistant Directors: Mark Brumbaugh, Greg Campbell,
Pat Donghia, John Hanna, Will Rottler,
Megan Samassa, Jeff Smith, Jocelyn VerVelde

Admin. Assistant: Vonda Harpster

Strategic Communications Office: 814-865-1757

Website: GoPSUsports.com

Address: 101D Bryce Jordan Center,
University Park, Pa., 16802

SUNDAY:

9 a.m. - Cumulative stats available at GoPSUsports.com.

MONDAY:

8 p.m. - Game Notes available at GoPSUsports.com.

TUESDAY:

12:30 p.m. - Penn State Weekly Press Conference
James Franklin and at least two players available for
questions in person and via telephone at Beaver Stadium.

To participate please contact the Strategic Communications
Office at 814-865-1757 prior to 11 a.m. ET. Please contact
Strategic Communications for FTP information for video/
audio from the press conference.

TUESDAY-WEDNESDAY:

9 a.m. - 2 p.m. - Player Interviews
Selected players available via teleconference interviews. For
information, please contact Vonda Harpster in PSU Strategic
Communications (vkh1@psu.edu; 814-865-1757).

WEDNESDAY:

Approximately 6:15 p.m. - Wednesday Practice Availability
Media can watch last 10 minutes of practice, James Franklin
and one player will be available post-practice.

THURSDAY:

11:30 a.m. - Thursday Assistant Coach Teleconference
Selected players available via teleconference interviews. For
information, please contact Vonda Harpster in PSU Strategic
Communications (vkh1@psu.edu; 814-865-1757).

6:05 p.m. - "The Penn State Coaches Show Featuring James
Franklin Presented by Pepsi" at Primanti Bros. and broadcast
live on the Penn State Sports Network and LionVision on
GoPSUsports.com.

SATURDAY:

Post-Game: James Franklin and selected players will be
available immediately following the game.
Please contact Strategic Communications for FTP audio/
video information (home games only).

B1G STANDINGS

EAST	BIG TEN			OVERALL		
	W-L	%		W-L	%	vs. T25
Ohio State	1-0	1.000		2-1	.667	0-1
Michigan	0-0	.000		3-0	1.000	1-0
Penn State	0-0	.000		3-0	1.000	0-0
Maryland	0-0	.000		2-0	1.000	1-0
Michigan State	0-0	.000		2-0	1.000	0-0
Rutgers	0-0	.000		1-2	.333	0-1
Indiana	0-1	.000		1-1	.500	0-1
WEST	BIG TEN			OVERALL		
	W-L	%		W-L	%	vs. T25
	Iowa	0-0	.000	3-0	1.000	0-0
	Wisconsin	0-0	.000	3-0	1.000	0-0
	Minnesota	0-0	.000	3-0	1.000	0-0
	Illinois	0-0	.000	2-1	.667	0-1
	Northwestern	0-0	.000	2-1	.667	0-0
	Nebraska	0-0	.000	1-2	.333	0-1
	Purdue	0-0	0.000	0-0	.000	0-0

BIG TEN SCHEDULE (All Times Eastern)

SATURDAY, SEPT. 23

PENN STATE at IOWA, 7:30 p.m. (ABC)

UNLV at OHIO STATE, noon (BTN)

UCF at MARYLAND, 3 p.m. (FS1)

Georgia Southern at INDIANA, 3:30 p.m. (BTN)

RUTGERS at NEBRASKA, 3:30 p.m. (BTN)

MICHIGAN at PURDUE, 4 p.m. (FOX)

Notre Dame at MICHIGAN STATE, 8 p.m. (FOX)

BIG TEN MEDIA SERVICES:

BIG TEN CONFERENCE RELEASE/STATISTICS: The Big
Ten Conference football release, with standings and
statistics, is available at www.bigten.org.

BIG TEN PLAYERS OF THE WEEK: The Big Ten Conference
will be announcing Players of the Week every Monday
during the season.

BIG TEN COACHES TELECONFERENCE: The Big Ten will
conduct a football coaches teleconference every
Tuesday during the season. All 14 head coaches will be
available to answer questions for eight minutes. Please
contact the Big Ten Communications staff (847-696-
1010) for the phone numbers for the teleconference.

MONDAY	TUESDAY	WEDNESDAY	THURSDAY	FRIDAY	SATURDAY	SUNDAY
Game Notes Available by 8 p.m. on GoPSUsports.com	James Franklin Press Conference 12:30 p.m. (ET) B1G Teleconference 1:28 p.m. (ET) Player Teleconferences	Practice Availability & James Franklin Post Practice Approx. 6:15 p.m. Player Teleconferences	PSU Asst. Coach Teleconference 11:30 a.m. Penn State Coaches Show 6:05 p.m. Primanti Bros.	No Coach/Player Availability	Iowa 7:30 p.m. BTN/Penn State Sports Network Kinnick Stadium	Updated Statistics Available 9 a.m. GoPSUsports.com



GoPSUsports.com

2017

PSUNRIVALED.COM





FRANKLIN FILE

Born: February 2, 1972
Hometown: Langhorne, Pa.
Wife: Fumi
Daughters: Shola & Addison

Education:
 East Stroudsburg, 1995; B.S. in Psychology
 Washington State, 1999; M.A. in Educational Leadership

Playing Career:
 East Stroudsburg; Quarterback, 1991-94

Coaching Experience

2014-pres.	Head Coach	Penn State
2011-13	Head Coach	Vanderbilt
2008-10	Asst HC/Off. Coord./QBs	Maryland
2006-07	Off. Coord./QBs	Kansas State
2005	Wide Receivers	Green Bay Packers
2000-04	Recruiting Coord./WRs	Maryland
1999	Wide Receivers	Idaho State
1998	Grad. Asst./Tight Ends	Washington State
1997	Wide Receivers	James Madison
1996	Grad. Asst./Secondary	East Stroudsburg
1995	Wide Receivers	Kutztown

BOWL RESULTS

Year	School	Bowl	Result (Opp.)
2011	Vanderbilt	Liberty	L, 24-31 (Cincinnati)
2012	Vanderbilt	Music City	W, 38-24 (N.C. State)
2013	Vanderbilt	BBVA Compass	W, 41-24 (Houston)
2014	Penn State	Pinstripe	W, 31-30 (Boston College)
2015	Penn State	TaxSlayer	L, 17-24 (Georgia)
2016	Penn State	Rose	L, 49-52 (USC)

HEAD COACH JAMES FRANKLIN

CAREER AT A GLANCE

- Franklin enters his seventh year as a collegiate head coach, leading his first six squads to a bowl game with victories in three.
- Franklin is one of 12 current FBS head coaches to lead his teams to a bowl game in each of his first six seasons as a head coach.
- He owns a 52-30 career record, with five consecutive winning seasons.
- Franklin has led his teams to one Top 10 finish (Penn State) and three Top 25 finishes (2 at Vanderbilt; 1 at Penn State).
- Franklin has 22 years of coaching experience at the collegiate and NFL level.
- In his first five years as a head coach, Franklin mentored 24 players that have gone on to the NFL ranks.
- Franklin has secured Top 25 recruiting classes each of the last four seasons, including back-to-back Top 20 classes at Penn State.

NITTANY LIONS ON THE FIELD

- Franklin was named the 16th head football coach in the storied history of the Nittany Lion program on January 11, 2014.
- The Nittany Lions surged in 2016, winning nine consecutive games en route to the Big Ten Championship, a Rose Bowl berth and an 11-3 overall record.
- Penn State finished the season ranked No. 5 in the College Football Playoff Rankings and No. 7 in the Associated Press and Amway Coaches polls. It was Penn State's highest finish in the polls since 2005.
- The Nittany Lions claimed their fourth overall Big Ten Championship and first outright title since 1994 with a thrilling 38-31 comeback win over Wisconsin in the Big Ten Championship game.
- In 2016, Franklin was honored as the Sporting News National Coach of the Year and the Woody Hayes National Coach of the Year, as well as the Dave McLain Big Ten Coach of the Year and Associated Press Big Ten Coach of the Year.
- Franklin was also a finalist for the Paul "Bear" Bryant, Eddie Robinson and Associated Press National Coach of the Year awards.
- The 2016 season brought record-breaking performances from the Nittany Lions as the offense set marks for total offense (6,056), passing yards (3,650), points scored (526) and double-digit comeback wins (4).
- The Nittany Lions' +14.4 scoring improvement in 2016 ranked fourth in FBS and second among Autonomy 5 schools.
- Sophomore running back Saquon Barkley was selected as the Graham-George Big Ten Offensive Player of the Year, Big Ten Running Back of the Year and Chicago Tribune Silver Football winner for the conference's top player. He is the fourth Nittany Lion to win the Silver Football and first since 2009.

- First-year starting quarterback Trace McSorley was named the Grange-Griffin Big Ten Championship Game MVP, as well as earning Maxwell Club Tri-State Player of the Year and All-Big Ten second team honors. He was the first Penn State quarterback to win all-conference honors since Darryl Clark in 2009.
- Not to be outdone, the Nittany Lion defense finished seventh in FBS in tackles for loss (8.1) and 19th in sacks (2.86).
- Penn State posted back-to-back 40-sack seasons for the first time since 2005-07.
- Franklin guided the Nittany Lions to a 7-6 record in 2015 and a berth in the TaxSlayer Bowl.
- Under Franklin's tutelage, Carl Nassib claimed a trio of national awards -- Lombardi Award, Lott IMPACT Trophy and Ted Hendricks Award -- and became Penn State's 13th unanimous Consensus All-American.
- Nassib also led the nation in sacks with a school-record 15.5 in 2015.
- The 2015 season also saw Christian Hackenberg break every Penn State career passing record, including passing yards, passing touchdowns and completions, and true freshman Saquon Barkley break the freshman season rushing record with a 1,000-yard campaign.
- Barkley was named the Big Ten Network's Freshman of the Year and claimed second team All-Big Ten honors, while wide receiver Chris Godwin (second team) and defensive tackles Austin Johnson (second team) and Anthony Zettel (third team) also earned All-Big Ten accolades.
- Franklin's first season was bookended with a pair of thrilling victories for the Nittany Lions. The Penn State head coach's inaugural season began with a final-play 26-24 victory over UCF in Dublin, Ireland in Penn State's first-ever international game and ended with a comeback, a 31-30 overtime win over Boston College in the New Era Pinstripe Bowl in Yankee Stadium. The Nittany Lions overcame a 14-point deficit late in the third quarter, tying the largest comeback in Penn State's bowl history.
- With the Pinstripe Bowl win, Franklin became just the third Penn State coach to lead the team to at least seven wins in his first season, joining Dick Harlow (1915) and Bill O'Brien (2012).
- Franklin guided the Nittany Lions to a 4-0 start, joining Harlow as the only first-year Penn State coaches to win their initial four games.
- In Franklin's first season at Penn State, he helped Mike Hull to the Butkus-Fitzgerald Big Ten Linebacker of the Year award to carry on the "Linebacker U" tradition.
- Zettel earned All-Big Ten first team honors, while receiver DaeSean Hamilton garnered All-Big Ten second team accolades after pulling in 82 catches for 899 yards.

CAREER RECORD

Year	School	Overall	Conf.	Of Note
2011	Vanderbilt	6-7	2-6	lost to Cincinnati, 31-24; Liberty Bowl
2012	Vanderbilt	9-4	4-4	No. 23; def. North Carolina State, 38-24; Music City Bowl
2013	Vanderbilt	9-4	5-3	No. 20; def. Houston, 41-24; BBVA Compass Bowl
2014	Penn State	7-6	2-6	2nd PSU coach to start career 4-0; def. BC, 31-30 (OT) Pinstripe Bowl
2015	Penn State	7-6	4-4	lost to Georgia, 24-17; TaxSlayer Bowl
2016	Penn State	11-3	8-1	Big Ten East & Big Ten Champions; lost to USC, 52-49; Rose Bowl
2017	Penn State	3-0	0-0	
Total (7 Years)		52-30	25-24	Six Bowl Appearances
Vanderbilt Record (3 Years)		24-15	11-13	Consecutive Top-25 Finishes for 1st Time in VU History
Penn State Record (4 Years)		28-15	14-11	Four Consecutive Bowl Appearances



NITTANY LIONS IN THE CLASSROOM

- The 2015 fall semester saw the Nittany Lions post a record 56 squad members with at least a 3.0 grade-point average, marking the fifth consecutive semester (including summer sessions) the Nittany Lions have had more than 50 student-athletes with a 3.0 GPA or better.
- The 56 Nittany Lions with a 3.0 GPA or higher surpasses the mark of 55 set by the 2008 fall semester for the most 3.0 students in a semester in football program history.
- Additionally, 22 Nittany Lions earned Academic All-Big Ten recognition in 2015.
- Tyler Yazujian collected a berth on the CoSIDA Academic All-America® second team in 2015.
- A total of 23 Nittany Lions posted a 3.5 GPA or higher in the 2015 fall semester, with 19 earning Dean's List recognition for having 3.5 GPA or higher with 12 credits earned in undergraduate work.
- The Nittany Lion freshmen were impressive in the 2015 fall semester with 14 posting a 3.0 or higher.
- During Franklin's first fall semester on campus, the football student-athletes set program records with 25 student-athletes earning Dean's List recognition (3.5 GPA) and 57 players owning a cumulative 3.0 grade-point average (GPA) or higher after the 2014 fall semester.
- Additionally, 51 squad members compiled at least a 3.0 GPA in the fall of 2014, the third-highest semester total in program history.
- The spring of 2015 saw continued success in the classroom with 51 student-athletes compiling at least a 3.0 GPA, marking the first time in program history with 50 or more 3.0s in a spring semester.

NITTANY LIONS IN THE COMMUNITY

- In the last two seasons, the Nittany Lions have completed more than 4,000 hours of community service.
- The Nittany Lions' community service activities include: Uplifting Athletes, THON, Pennsylvania Special Olympics Summer Games, State College Area Food Bank and Penn State Hershey Children's Hospital visits.
- The football team's 2,100 hours of community service in 2014-15 equate to nearly 40 percent of the 5,300 community service hours by Penn State student-athletes.
- The engaging and enthusiastic Franklin is a popular speaker and media interview subject. He was a guest analyst on ESPN's coverage from the site of college football's National Championship game, spending a day appearing on various ESPN platforms in 2013 and 2014. In 2015, Franklin joined the FOX studio crew for pregame, halftime and postgame coverage of the Big Ten Championship game.
- In February 2015, Franklin was the lone college head coach among the speakers and panelists at the prestigious MIT Sloan Sports Analytics Conference in Boston. He was a panelist for the session, "The Formula to Win: College Football Analytics," which was moderated by CNN anchor/reporter Rachel Nichols.

RECRUITING SUCCESS

- The Class of 2016 at Penn State finished in the Top 20, ranking as high as 18th by ESPN, and featured a pair of five-star recruits.
- In 2016, Franklin secured the No. 1 player in the state of Pennsylvania (Miles Sanders) for the first time since Jared Odrick (2006).
- The Nittany Lions laid claim to the No. 1 running back in the state of Pennsylvania in 2015 (Saquon Barkley) and 2016 (Sanders).
- Forty-three of the 70 signees under Franklin are from within a 350-mile radius of State College.
- In February 2015, the Nittany Lions' highly-regarded class of 25 signees was ranked in the Top 15 nationally by the four major recruiting services.
- Franklin and his staff organized a Top 25 recruiting class in short order after being hired at Penn State in January 2014.
- While at Vanderbilt, Franklin assembled a recruiting class that finished as high as 19th in 2014.
- In each of his three seasons in Nashville, Franklin signed classes that finished in the Top 50 nationally. Prior to Franklin's arrival, the Commodores average class rank was 64.6 since 2000 (based on 247Sports composite).

HELPING THE COMMODORES GET THEIR WINGS

- Franklin directed Vanderbilt to consecutive Top 25 finishes for the first time in the 124-year history of the program (No. 23/24 -- 2013 & No. 23/20 -- 2012).
- The Commodores finished 23rd in the final 2012 Associated Press poll, marking their first AP final ranking since 1948.
- Franklin's 24 wins tied Dan McGugin for the most by a Vanderbilt coach in his first three seasons.
- Franklin led Vanderbilt to a bowl game in each of his three seasons in Nashville, with the last two years resulting in wins over North Carolina State (Music City Bowl) and Houston (BBVA Compass Bowl). The Commodores had played in four bowl games all-time in the 121 seasons prior to his arrival, none in consecutive years.
- Vanderbilt has posted four nine-win seasons in program history, with Franklin's last two teams comprising half of the total.
- Over the last 20 games during the 2012-13 seasons, the Commodores' 16-4 record was second-best in the SEC to Alabama's 17-3 mark.
- Franklin guided the Commodores to a 6-6 regular-season record and earned a berth in the Liberty Bowl during his first season after inheriting a Vanderbilt team that finished 2-10 in both 2009 and 2010, including a 1-15 SEC mark.
- The 2011 bowl berth was Vanderbilt's second since 1983 and running back Zac Stacy broke the Commodores' season record with 1,193 rushing yards.

- The Commodores had a breakthrough campaign in 2012 under Franklin, finishing on a seven-game winning streak (longest since 1948) to post a 9-4 mark, Vanderbilt's most wins in 97 years, and a berth in the Music City Bowl, which VU defeated N.C. State, 38-24.
- A victory at Missouri sparked an 8-1 finish, which included three consecutive SEC road wins for the first time in program history.
- The Commodores were 5-3 in SEC play, winning five SEC games for the first time since 1935, and posted two shutouts for the first time since 1968.
- Franklin was among five finalists for the Bear Bryant National Coach of the Year award in 2012.
- Stacy became the first player in Vanderbilt history to rush for 1,000 yards in consecutive seasons, gaining 1,141 yards to finish with a school-record 3,143 yards and 30 rushing touchdowns.
- Wide receiver Jordan Matthews broke the Vanderbilt season receiving record with 1,363 yards on 94 catches.
- Vanderbilt continued its historic rise under Franklin during the 2013 season, capping a school-record second consecutive 9-4 campaign with a 41-24 win over Houston in the BBVA Compass Bowl.
- The Commodores defeated Florida, Georgia and Tennessee in the same season for the first time in program history, winning in Gainesville and Knoxville.
- Franklin helped Matthews develop into a two-time All-American and the SEC's career leader in receptions (262) and receiving yardage (3,759). Matthews broke the SEC season record with 112 receptions for 1,477 yards and seven touchdowns in 2013, becoming the first SEC receiver to make 100 catches in a season.

RIISING UP THE RANKS

- Franklin began his coaching career as the wide receivers coach at Kutztown (Pa.) University (1995) and was a graduate assistant coach at his alma mater, East Stroudsburg (Pa.) University in 1996, working with the secondary.
- He then was the wide receivers coach at James Madison (1997), a graduate assistant (tight ends) at Washington State in 1998 and the wide receivers coach at Idaho State (1999).
- In 2000, Franklin was named the wide receivers coach at Maryland under head coach Ron Vanderlinden, who would go on to coach the Penn State linebackers from 2001-13.
- Franklin continued in that role under new head coach Ralph Friedgen in 2002 and '03 and helped the Terps to three consecutive 10-win seasons, including an appearance in the 2002 FedEx Orange Bowl. In 2003, Franklin added duties as recruiting coordinator and directed back-to-back recruiting classes ranked in the Top 25 nationally. Franklin and former Nittany Lion head coach Bill O'Brien (running backs) were Maryland assistant coaches in 2003 and '04 under Friedgen.
- After five successful years at Maryland, Franklin was named wide receivers coach on Mike Sherman's Green Bay Packers staff in 2005. During that season, Green Bay ranked third in the NFL in receptions (383) and seventh in receiving yards (3,766). Donald Driver was among the top receivers in the NFL, ranking second in receptions and eighth in receiving yards, with a then-career-high 86 catches for 1,221 yards.
- Franklin served as the offensive coordinator and quarterbacks coach at Kansas State during the 2006-07 seasons under head coach Ron Prince. In 2006, he helped the Wildcats to their first winning season in four years. Franklin coached quarterback Josh Freeman and oversaw an offense that produced a 3,000-yard passer (Freeman), 1,500-yard receiver (All-American wide receiver Jordy Nelson) and 1,000-yard rusher (James Johnson) during the 2007 season, a first in school history. Freeman would go on to become the Wildcats' highest NFL offensive draft pick since 1954 when the Tampa Bay Buccaneers selected him 17th overall in the 2009 NFL Draft.
- Franklin returned to Maryland in 2008 as the Terps' assistant head coach and offensive coordinator. He helped the Terrapins to victories in the 2008 Humanitarian Bowl and the 2010 Military Bowl. The 2010 squad was among the national leaders in scoring offense at 32.2 points per game and was led by ACC Rookie of the Year quarterback Danny O'Brien. He threw for 2,438 yards, 22 touchdowns and only eight interceptions in 2010, with All-ACC receiver Torrey Smith making 67 catches for 1,055 yards and 12 scores.
- In 1998, Franklin began his participation in the NFL's Minority Coaching Fellowship Program, starting with a stint with the Miami Dolphins and working with Hall of Fame quarterback Dan Marino. Franklin also worked with Donovan McNabb of the Philadelphia Eagles (1999) and Minnesota Vikings (2008) in the NFL program.

PLAYING CAREER

- Franklin was a four-year letterman at quarterback and a two-time All-PSAC selection at East Stroudsburg.
- He set seven school records as a senior to earn team MVP honors and was a Harlon Hill Trophy nominee as the NCAA Division II Player of the Year.
- Among the season records he set were for total offense (3,128 yards), passing yards (2,586) and touchdown passes (19).
- Franklin graduated having broken or tied 23 school records.
- Franklin was inducted into the East Stroudsburg Athletics Hall of Fame October 15, 2016.

PERSONAL

- Franklin graduated from East Stroudsburg in 1995 with a degree in psychology and earned a master's degree in educational leadership from Washington State University.
- Franklin graduated from Neshaminy High School in Langhorne.
- Franklin and his wife, Fumi, have two daughters, Shola and Addison.



LEADERSHIP



TEAM CAPTAINS ELECTED

Seniors **Marcus Allen**, **Jason Cabinda**, **Tyler Davis**, **Grant Haley** and **DaeSean Hamilton** and juniors **Saquon Barkley**, **Trace McSorley** and **Nick Scott** will serve as team captains for the 2017 season, as voted by their teammates.

Allen was selected third-team All-Big Ten by the conference's coaches and honorable mention by the media panel last season. He made a team- and career-high 110 tackles on the season to become the first Penn State safety to lead the team in tackles since Shawn Mayer (144) in 2002. For his career, Allen has 249 tackles, 13.0 tackles for loss, three forced fumbles, three fumble recoveries and eight pass breakups.

Cabinda garnered third-team All-Big Ten accolades from the conference coaches last season, despite missing five games due to injury. He posted eight tackles or more in all nine games he played in and has logged eight or more tackles in 11 of his last 13 games, dating back to 2015. Cabinda finished third on the squad with 81 tackles in 2016, after posting 100 stops in his sophomore season. For his career, Cabinda has 198 tackles, eight pass breakups, 3.5 sacks and 10.0 tackles for loss.

Davis earned the 2016 Vlade Award for the nation's most accurate kicker to go along with first-team All-Big Ten accolades from the conference coaches and second team accolades from the media. Davis led the Big Ten and was eighth nationally with a .917 field goal percentage and was second in the conference and 11th nationally in total points (128).

Haley was on the back-end of one of the most memorable plays of the 2016 season when he scooped up Marcus Allen's blocked field goal and ran 60 yards for the game-winning touchdown against No. 2 Ohio State. Haley also earned CoSIDA Academic All-District honors last season and has earned a spot on the Academic All-Big Ten team twice.

A fifth-year senior, Hamilton has 161 career catches, which ranks tied for fourth in program history, and he needs 19 receptions to break Deon Butler's career receptions record (179). He also ranks 10th on Penn State's all-time receiving yardage list (1,985) with catches against No. 13 Ohio State.

Barkley is a preseason first-team All-American for several publications. In 2016, Barkley claimed the Graham-George Big Ten Offensive Player of the Year, Ameche-Dayne Big Ten Running Back of the Year and the Chicago Tribune Silver Football for the Big Ten's best player last season. The junior back was second in the conference and 24th nationally with 106.9 rushing yards per game. His 1,496 yards in 2016 broke the Penn State sophomore season record and rank fifth on the single-season charts.

McSorley earned the Grange-Griffin Most Valuable Player award as MVP of the Big Ten Championship game after throwing for a Big Ten Championship game-record 384 yards and four touchdowns. He was also a second-team All-Big Ten choice by the conference's coaches and media. McSorley turned in one of the top QB campaigns in program history, breaking the Penn State season record for passing yards (3,614), passing touchdowns (29) and total offense records (3,979).

Scott has embraced his role as a leader on special teams. He appeared in 13 games last season and finished second on the squad with eight special teams tackles. Scott had a career-high three special teams tackles against Maryland in October. In 2016, Scott also returned six kickoffs for 138 yards (23.0 ypr).

LEADERSHIP COUNCIL ANNOUNCED

- The 30-member Leadership Council, which is comprised of 21 seniors, four juniors, three sophomores and two freshmen, serves as the voice for the team.
- This year's members are: seniors **Marcus Allen**, **Troy Apke**, **Saeed Blacknall**, **Jason Cabinda**, **Christian Campbell**, **Tyrell Chavis**, **Curtis Cothran**, **Parker Cothren**, **Desi Davis**, **Tyler Davis**, **Mike Gesicki**, **Grant Haley**, **DaeSean Hamilton**, **Cody Hodgins**, **Brendan Mahon**, **Josh McPhearson**, **Andrew Nelson**, **Tom Pancoast**, **Daniel Pasquariello**, **Brandon Smith** and **Mitchell Vallone**; juniors **Saquon Barkley**, **Trace McSorley**, **John Reid** and **Nick Scott**; sophomores **Ryan Bates**, **Juwan Johnson** and **Tommy Stevens**; and freshmen **Michal Menet** and **Jake Zembiec**.
- This group is not only charged with leading the team, but the expectation is to also uphold the program's four core values: positive attitude, great work ethic, compete in everything and must be willing to sacrifice. The Leadership Council meets at least twice a month in Franklin's office.

NATIONAL POLLS

PENN STATE IN THE POLLS

Date	AP	COACHES
Preseason	6	6
Week 2 (9/5)	4	4
Week 3 (9/10)	5	5
Week 4 (9/17)	4	4
Week 5 (9/24)		

Week 6 (10/1)
Week 7 (10/8)
Week 8 (10/15)
Week 9 (10/22)

Week 10 (10/29)
Week 11 (11/5)
Week 12 (11/12)
Week 13 (11/19)
Week 14 (11/6)
Week 15 (12/3)

AP (Week 4)

1.	Alabama (45)	3-0	1504
2.	Clemson (15)	3-0	1446
3.	Oklahoma (1)	3-0	1432
4.	PENN STATE	3-0	1306
5.	USC	3-0	1241
6.	Oklahoma State	3-0	1154
7.	Washington	3-0	1141
8.	Michigan	3-0	1081
9.	Wisconsin	3-0	1031
10.	Ohio State	2-1	1015
11.	Georgia	3-0	940
12.	Florida State	0-1	922
13.	Virginia Tech	3-0	730
14.	Miami	1-0	606
15.	Auburn	2-1	596
16.	TCU	3-0	553
17.	Mississippi State	3-0	532
18.	Washington State	3-0	419
19.	Louisville	2-1	356
20.	Florida	1-1	308
21.	South Florida	3-0	272
22.	San Diego State	3-0	201
23.	Utah	3-0	194
24.	Oregon	3-0	158
25.	LSU	2-1	153

Others receiving votes: West Virginia 114, Colorado 93, **Maryland 84**, Vanderbilt 83, Notre Dame 57, Memphis 21, California 19, Stanford 16, Kentucky 11, Duke 10, Kansas State 10, Tennessee 6, Texas Tech 4, Iowa 2, Wake Forest 2, **Michigan State 1**, Houston 1

COLLEGE FOOTBALL PLAYOFF

Rankings will be issued six times in 2017, including Selection Day, Sunday, December 3. The dates will be as follows:

- October 31
- November 7
- November 14
- November 21
- November 28
- December 3 (Selection Day and Playoff Semifinal teams announced)
- For more information on rankings, the selection committee protocol and voting process, visit collegefootballplayoff.com.

AMWAY COACHES (Week 4)

1.	Alabama (59)	3-0	1618
2.	Clemson (6)	3-0	1535
3.	Oklahoma	3-0	1505
4.	PENN STATE	3-0	1364
5.	USC	3-0	1348
6.	Washington	3-0	1277
7.	Oklahoma State	3-0	1219
8.	Michigan	3-0	1171
9.	Ohio State	2-1	1052
10.	Wisconsin	3-0	1032
11.	Florida State	0-1	985
12.	Georgia	3-0	978
13.	Virginia Tech	3-0	775
14.	Miami	1-0	659
15.	TCU	3-0	602
16.	Auburn	2-1	555
17.	South Florida	3-0	446
18.	Washington State	3-0	441
19.	Mississippi State	3-0	412
20.	Louisville	2-1	382
21.	Utah	3-0	324
22.	Florida	1-1	312
23.	LSU	2-1	243
24.	Oregon	3-0	208
25.	San Diego State	3-0	141

Others receiving votes: West Virginia 100, Vanderbilt 92, Colorado 84, **Maryland 48**, Kansas State 45, Memphis 36, Notre Dame 24, Kentucky 18, California 18, Minnesota 14, Stanford 11, NC State 9, Houston 9, Duke 8, Navy 7, Iowa 6, Tennessee 3, Appalachian State 2, Wake Forest 2, Boise State 2, **Michigan State 2**, Arkansas 1



SERIES NOTES

HEAD COACH KIRK FERENTZ

- Kirk Ferentz is in his 19th season as head football coach and 28th season overall at Iowa.
- Ferentz shares the distinction of being the longest-tenured head football coach in the nation.
- Ferentz led the 2015 Hawkeyes to a perfect regular season, setting a school record with 12 wins (12-2), and earning a Rose Bowl appearance. He was recognized with both the Hayes-Schembechler and Dave McClain Big Ten Conference Coach of the Year awards and multiple national coach of the year honors.
- Ferentz has guided Iowa to 14 bowl appearances in 18 seasons. His six bowl victories put him in a tie for third all-time among Big Ten coaches.
- Ferentz attended Upper St. Clair High School in Pittsburgh and graduated from Connecticut in 1978. He was a football captain and an Academic All-Yankee Conference linebacker at UConn.

SCOUTING THE HAWKEYES

- Iowa is 3-0 after season opening wins over Wyoming, Iowa State and North Texas.
- First-year starting quarterback Nate Stanley leads the Big Ten and ranks fifth in FBS with 10 touchdowns, and he has thrown just one interception. He is second in the Big Ten only to Penn State QB Trace McSorley in points responsible for.
- The Hawkeyes excel on third down on both sides of the ball, ranking third in the Big Ten and 24th in FBS in third down conversion percentage (.478) and second in the Big Ten and 11th in FBS in third down conversion percentage defense (.237).
- Iowa's kickoff return defense will provide an intriguing matchup, as it ranks second in the Big Ten and eighth in FBS with an average of 14.78 yards per return. Penn State ranks third in the Big Ten and 17th in FBS averaging 26.75 yards per return. Similarly, Iowa's punt return defense leads the Big Ten and ranks fifth in FBS, averaging zero yards, while Penn State ranks second in the Big Ten and ninth in FBS averaging 17.92 yards per punt return.
- Iowa and Penn State contrast sharply in time of possession. Iowa averages 35:35 to rank sixth in FBS, while Penn State averages 24:07 for the fifth-lowest average.

TOP PERFORMANCES - PENN STATE

Rushing

Saquon Barkley	20 for 167 yds, 1 TD ('16)
Bill Belton	16 for 103 yds, 3 TD ('12)
Eric McCoo	13 for 130 yds, 1 TD ('99)
Lydell Mitchell	29 for 211 yds, 1 TD ('71)
Franco Harris	28 for 145 yds, 4 TD ('71)

Passing

Trace McSorley	11-of-18, 240 yds, 2 TD ('16)
Matt McGloin	26-of-38, 289 yds, 2 TD ('12)
Zack Mills	23-of-44, 399 yds, 4 TD ('02)
Rashard Casey	27-of-51, 302 yds, 1 TD ('00)

Receiving

Bryant Johnson	8 for 146 yds, 2 TD ('02)
Bobby Engram	7 for 150 yds, 2 TD ('95)

TOP PERFORMANCES - IOWA

Rushing

Fred Russell	36 for 148 ('03)
--------------	------------------

Passing

C.J. Beathard	18-of-26, 204 yds, 2 TD ('16)
Matt Sherman	21-of-28, 374 yds, 2 TD ('95)

Receiving

Jerminic Smith	5 for 85 yds, 1 TD ('16)
Scott Slutzker	8 for 167 yds ('95)
Kahil Hill	9 for 60 yds, 1 TD ('00)

SERIES RECORD

Penn State and Iowa have met 26 times dating back to 1930. The Nittany Lions regained the upper-hand in the all-time series with wins in the last three meetings.

The road teams have historically held the advantage in the series, as Penn State is 8-5 in Iowa City and 6-7 in Happy Valley.

The teams first met in Iowa City in 1930, with the Hawkeyes winning 19-0, but Penn State swept annual contests from 1971-75. After splitting a home-and-home series in 1983 and 1984, the two teams did not meet until Penn State joined the Big Ten Conference in 1993.

The schools had not gone three seasons without facing each other since Penn State joined Big Ten until the 2013-15 gap. Penn State won last year's game 41-14, and the two teams are scheduled to meet each other annually through 2021.

Year	Site	Result
1930	Away	Iowa, 19-0
1971	Away	Penn State, 44-14
1972	Home	Penn State, 14-10
1973	Home	Penn State, 27-8
1974	Away	Penn State, 27-0
1975	Away	Penn State, 30-10
1976	Home	Iowa, 7-6
1983	Home	Iowa, 42-34
1984	Away	Penn State, 20-17
1993	Away	Penn State, 31-0
1994	Home	Penn State, 61-21
1995	Away	Penn State 41-27
1996	Home	Iowa, 21-20
1999	Away	Penn State, 31-7
2000	Home	Iowa, 26-23 (2OT)
2001	Away	Iowa, 24-18
2002	Home	Iowa, 42-35 (OT)
2003	Away	Iowa, 26-14
2004	Home	Iowa, 6-4
2007	Home	Penn State, 27-7
2008	Away	Iowa, 24-23
2009	Home	Iowa, 21-10
2010	Away	Iowa 24-3
2011	Home	Penn State, 13-3
2012	Away	Penn State, 38-14
2016	Home	Penn State, 41-14

LAST MEETING

NO. 12 PENN STATE HALTS HAWKEYES, 41-14

No. 12 Penn State led from the game's opening drive to the finish, as another 200-plus all-purpose yard performance by Saquon Barkley and a staunch run defense that yielded just 30 yards carried Penn State to a 41-14 victory over Iowa.

Penn State totaled 599 yards of total offense, its most since totaling 661 against Rutgers in 1995, and its most in a Big Ten game since totaling 653 against Michigan State in 1994. Barkley paced a Penn State rushing attack that totaled 359 yards, as he rushed for 167 yards, including a 57-yard touchdown run. He also added a 44-yard touchdown reception to total 211 all-purpose yards, breaking 200 in the category for the second consecutive week.

The Nittany Lions defense limited Iowa to 234 yards, including just 30 on the ground.

A career-long 48-yard kickoff return by Miles Sanders gave Penn State the ball at its own 48 to start the game, and the Nittany Lions took advantage of the short field and capped their opening drive with a 19-yard touchdown reception to Saeed Blacknall from Trace McSorley.

The score would remain 7-0 until the second quarter, when Barkley broke off a 57-yard touchdown run with 10:28 remaining in the half for a 14-0 lead. The Lions extended the lead to three touchdowns on their next possession as McSorley went to tight end Mike Gesicki three-straight times for completions of 13, 5 and 43 yards to move to the Iowa 1-yard line. McSorley called his own number with 7:58 to go in the quarter. Iowa's Akrum Wadley answered with a touchdown and Penn State kicked a field goal for a 24-7 halftime lead.

A Penn State field goal was the lone score of the third quarter for a 27-7 Nittany Lion advantage, but a Troy Apke interception at the start of the fourth quarter set up a 44-yard, wheel-route touchdown reception for Barkley. Backup QB Tommy Stevens would add a 13-yard touchdown run and Iowa connected on a 36-yard touchdown pass to Jerminic Smith for the final margin.

TEAM STATISTICS

	IOWA	PSU
First Downs	14	24
Rushing Yards	30	359
Passing Yards	204	240
Passing (C-A-Int)	18-26-1	11-18-0
Total Offense	234	599
Plays	52	70
Fumbles (#-Lost)	0-0	0-0
Penalties (#-Yards)	4-42	9-86
Possession Time	24:57	35:03
3rd Down Conv.	2-10	7-14
Red-Zone	1-1	5-7
Touchdowns	1	3
Field Goals	0	2

GAME LEADERS

* Top performers from each school based on yardage.

PENN STATE

Rushing

Saquon Barkley	20 for 167 yds, 1 TD
Tommy Stevens	5 for 70 yds, 1 TD

Passing

Trace McSorley	11-of-18 for 240 yds 2 TD/0 INT
----------------	------------------------------------

Receiving

Chris Godwin	4 for 87 yds
Mike Gesicki	4 for 65 yds

Tackles (U-A-Total)

Jason Cabinda	1-8-9
Two tied	4

IOWA

Rushing

Akrum Wadley	9 for 28 yds
LeShun Daniels	10 for 18 yds

Passing

C.J. Beathard	18-of-26 for 204 yds 2 TD/1 INT
---------------	------------------------------------

Receiving

Jerminic Smith	5 for 85 yds, 1 TD
LeShun Daniels	2 for 36 yds

Tackles (U-A-Total)

Brandon Snyder	8-4-12
Josey Jewell	5-5-10

OTHER

Date	November 5, 2016
Location	University Park, Pa.
Stadium	Beaver Stadium
Attendance	106,194
Time of Game	3:08
Penn State	7-2, 5-1 Big Ten
Iowa	5-4, 3-3 Big Ten



THIS DAY IN HISTORY

SEPTEMBER 23

RECORD: 7-3

STREAK: L2

Year	Site	Result
1899	H	Penn State 38, Mansfield 0
1900	H	Penn State 17, Susquehanna 0
1916	H	Penn State 27, Susquehanna 0
1922	H	Penn State 54, St. Bonaventure 0
1961	H	Penn State 20, Navy 10
1967	A	Navy 23, Penn State 22
1972	H	Penn State 21, Navy 10
1978	H	Penn State 26, SMU 21
1989	H	Penn State 7, Boston College 3
1995	A	Penn State 59, Rutgers 34
2000	A	Ohio State 45, Penn State 6
2006	A	Ohio State 28, Penn State 6

NOTABLE

- This day has debuted of a pair of stadium expansions.
- New Beaver Field's capacity was expanded to 12,000 for the 1922 opener and Beaver Stadium's capacity was expanded to 57,538 for the 1972 opener.

RECORD BREAKDOWN

Overall Record	3-0
Day Games	2-0
Night Games (6 p.m. or later)	1-0
TV Games	3-0
ABC	2-0
BTN	1-0
Scoring First	3-0
Opponent Scoring First	0-0
Leading at the Half	3-0
Trailing at the Half	0-0
Tied at the Half	0-0
Leading after Third Qtr.	3-0
Trailing after Third Qtr.	0-0
Tied after Third Qtr.	0-0
Overtime Games	0-0
Scoring less than 20 pts.	0-0
Scoring 20-29 points	0-0
Scoring 30-39 points	1-0
Scoring 40+ Points	2-0
Allowing 10 points or less	2-0
Allowing 11-20 points	1-0
Allowing 21-30 points	0-0
Allowing 31+ points	0-0
Rushing for less than 100 yds.	0-0
Rushing for 100-199 yds	2-0
Rushing for 200-299 yds	1-0
Rushing for 300+ yds	0-0
Passing for less than 200 yds.	1-0
Passing for 200-299 yds.	0-0
Passing for 300-399 yds.	2-0
Passing for 400+ yds	0-0
Totalling less than 300 yds total offense.	0-0
300-399 yds of total offense.	1-0
400-499 yds of total offense.	0-0
500+ yds of total offense	2-0
Allowing less than 100 yds rushing	1-0
Allowing more than 100 yds rushing	2-0
Allowing less than 300 yds total offense	1-0
Allowing 300+ yds total offense	2-0
Having a 100-yd rusher	1-0
Having two 100-yd rushers.	0-0
Not having a 100-yd rusher	2-0
Opp. having a 100-yd rusher	1-0
No turnovers	1-0
1-3 turnovers	2-0
3+ turnovers	0-0
No takeaways.	0-0
1 or 2 takeaways	1-0
3 or more takeaways	2-0
More than 30:00 of possession	0-0
Less than 30:00 of possession	3-0

IOWA NOTES

PENN STATE IN 25TH BIG TEN SEASON

- After 106 years as an independent in football, Penn State began play in the Big Ten Conference in 1993 and will play its 25th season in the conference in 2017.
- The Nittany Lions were Big Ten Champions in 1994 and 2016 and shared the title in 2005 and 2008. Penn State has played in the Rose Bowl three times as a member of the Big Ten, beating Oregon to win the 1995 Rose Bowl and playing USC in the 2009 and 2017 Rose Bowls.

BIG OPENERS OVER THE YEARS

- Penn State owns an 11-13 record in Big Ten opening contests.
- Penn State is opening the Big Ten season on the road for the 16th time in its 25 seasons in the league. The Nittany Lions are 7-8 on the road.
- Penn State is opening against Iowa for the fourth time in program history, tying Wisconsin as Penn State's most frequent opening opponent.
- Iowa has won all three season openers against Penn State (42-35 OT, 2002; 21-10, 2009; 24-3, 2010). The 2002 and 2010 openers were hosted by Penn State, while the 2009 opener was hosted by Iowa.
- The Nittany Lions have also played Illinois (3), Indiana (3), Iowa (3), Minnesota (3), Northwestern (1), Ohio State (3), Michigan (2) and Rutgers (2) in Big Ten openers.

LIONS UNDER THE LIGHTS

- The 2017 season marks the 17th straight with at least one regular season night game on the schedule, and the 10th since 2000 with multiple night games in the same season.
- After defeating Georgia State in the first primetime game of the season, Penn State has won its last five night games, dating back to a 4-0 mark last season, and five of their last six dating back to 2015.
- Penn State is playing consecutive night games for the first time since 2014 (at Michigan; vs. Ohio State).
- Penn State is playing Iowa under the lights for a third consecutive time and the fourth time in the last five meetings. Penn State has won the last two night games.
- Penn State has the potential to play more primetime regular season games this season as four of the nine remaining game times are to be determined.
- Penn State is 47-29 at night all-time. The figure breaks down to 13-10 at home, 21-12 on the road and 13-7 in neutral site games. Penn State is 1-1 at regular season neutral sites, 11-6 in bowl games and 1-0 in conference championship games.
- The Georgia State game was the Nittany Lions first non-conference matchup under the lights since hosting UCF Sept. 14, 2013.
- The Lions' night games since 2000 include: Iowa and Georgia State (2017); Ohio State, Iowa, Rutgers and Wisconsin (2016); Ohio State and Rutgers (2015); Boston College (Pinstripe Bowl), Ohio State, Michigan and Rutgers (2014); Ohio State, Michigan and UCF (2013); Iowa and Ohio State (2012); Northwestern (2011); Alabama, Iowa and Michigan (2010); Iowa (2009); Illinois, Wisconsin and Ohio State (2008); Notre Dame, Ohio State and Texas A&M (2007); Michigan (2006); Illinois, Ohio State and Florida State (2005); Minnesota and Boston College (2004); Nebraska (2002 and '03), Miami (Fla.) (2001) and Indiana (2000).
- On Oct. 12, 2013, the Nittany Lions claimed the longest game in Big Ten history when they edged Michigan under the lights, 43-40, in front of a sellout Beaver Stadium crowd of 107,844 on Homecoming.

PENN STATE - IOWA CONNECTIONS

- Penn State OL coach **Matt Limegrover** was the offensive line coach at Emporia State while Iowa WR coach Kelton Copeland played there as a quarterback from 1999-2000.
- Penn State offensive coordinator **Joe Moorhead** and Iowa head coach Kirk Ferentz were both graduate assistants at Pitt. Ferentz was on staff in 1980 and Moorhead in 1998-99.

HISTORIC SERIES

- Penn State has many long and storied series on the gridiron. The Nittany Lions have played 19 teams 20 or more times in the 131-year history of the program.
- Penn State owns a winning record against 16 of the 20 teams that it has met 20 or more times.
- Eight of the 20 teams are on the 2017 schedule; including Pitt (98 meetings), Iowa (25), Indiana (20), Michigan (20), Ohio State (31), Michigan State (31) Rutgers (25) and Maryland (37).
- Since 2012, Penn State has played or has a future meeting scheduled meeting with 13 of the 20 teams (all of the FBS teams except Navy). Those opponents include: Army (2015), Illinois (2014-15, '18), Iowa (2016-18), Pitt (2016-19), Syracuse (2012), Temple (2014-16) and West Virginia (2023-24), while the Lions will meet yearly with Big Ten East Division opponents Indiana, Maryland, Michigan, Michigan State, Ohio State and Rutgers.
- Fifteen of the 20 programs are currently members of NCAA Division I FBS. Bucknell, Lehigh and Penn are in NCAA Division I FCS, while Gettysburg and Lebanon Valley are Division III programs.

Team	Meetings	Record
Pitt	98	51-43-4
Syracuse	71	43-23-5
West Virginia	59	48-9-2
Penn ^	47	18-25-4
Temple	45	40-4-1
Maryland *	40	37-1
Bucknell ^	38	28-10
Navy	38	19-17-2
Ohio State *	32	14-18
Michigan State *	31	15-15-1
Gettysburg ^	28	27-0-1
Rutgers *	27	25-2
Army	26	14-10-2
Iowa *	25	14-12
Boston College	24	20-4
Lehigh ^	23	16-6-1
Illinois *	22	18-5
Lebanon Valley ^	20	20-0
Michigan *	20	7-13
Indiana *	20	19-1

* - Current Big Ten team | ^ - Current Non-FBS university

PENN STATE VS. BIG TEN

- Penn State owns a 201-99-3 mark against Big Ten Conference teams since the Nittany Lions first opposed Ohio State in 1912.
- Penn State has won its last nine games against Big Ten opponents for its second longest conference winning streak since winning 12 from 1993-94.
- The Nittany Lions began play as a member of the Big Ten Conference in 1993 and have a 121-72 mark.
- Prior to joining the conference, Penn State played 107 games vs. the current Big Ten alignment and was 79-25-3 in those games.

Opponent	Record	1st	Last
		Meeting	Meeting
Illinois	18-5	1954	2015
Indiana	19-1	1993	2016
Iowa	14-12	1930	2016
Maryland	37-2-1	1917	2016
Michigan	7-13	1993	2016
Michigan State	15-15-1	1914	2016
Minnesota	9-5	1993	2016
Nebraska	7-9	1920	2013
Northwestern	13-5	1993	2015
Ohio State	14-18	1912	2016
Purdue	14-3-1	1951	2016
Rutgers	25-2	1918	2016
Wisconsin	9-9	1953	2016



HIGHLIGHTS

TOP FIVE

- Entering Week 4, Penn State is ranked No. 4 in both the Associated Press and Amway Coaches Polls.
- The No. 4 ranking marks the third consecutive week Penn State has been ranked in the Top Five of both polls - a feat not accomplished since Penn State held strong in the Top Five for 10-straight weeks in 1999.

BEST POINT DIFFERENTIAL

- Amongst teams that have played more than one game, Penn State leads FBS with an average margin of victory of 42.3 points.
- Penn State has posted two shutouts and two 50-plus point scoring efforts in its first three games.
- The Nittany Lions have recorded two shutouts in the first three games for the first time since earning two shutout victories in the first three games of the 1981 season (52-0 vs. Cincinnati; 30-0 vs. Temple).
- The Nittany Lions have scored 50 or more points twice in the first three games for the first time since 2008 (66-10 vs. Coastal Carolina; 55-13 at Syracuse).

Team	Average Points		
	Scored	Allowed	Diff
1. Penn State	47.0	4.7	42.3
2. Mississippi State	47.7	9.3	38.4
3. Oklahoma State	54.0	17.3	36.7
4. Oklahoma	47.7	12.3	35.4
5. TCU	49.0	14.3	34.7
6. Wake Forest	43.7	9	34.7
7. Washington	47.0	12.3	34.7
8. Wisconsin	43.3	10	33.3

END ZONE MANAGEMENT

- Penn State is tied for seventh in FBS with 19 touchdowns scored, and in a three-way tie for the national lead with just one touchdown allowed.
- That gives the Nittany Lions (3 games played) a touchdown s scored-allowed ratio more than 2.7 times that of second place Houston (2 games played) with seven touchdowns scored to one allowed.
- Amongst teams that have also played three games, Mississippi State is the closest to Penn State with 18 touchdowns scored to three allowed, the Nittany Lions still hold a ratio more than three times greater.

Team	Touchdowns		
	Scored	Allowed	Ratio
1. Penn State	19	1	19.00
2. Houston	7	1	7.00
3. Mississippi State	18	3	6.00
4. Vanderbilt	12	2	6.00
5. Wisconsin	17	3	5.67

ON TV

- Penn State has had 283 of its last 285 games televised, including 176 consecutive games.
- Over the last 13 seasons, every Penn State game has aired on either ABC, FOX, BTN, NBC or an ESPN channel.

WINNING WAYS

- Penn State is one of eight FBS teams to have posted winning records each of the last 12 years (Wisconsin, Virginia Tech, Boise State, Oklahoma, USC, Florida State, LSU).
- Penn State's nine-game winning streak last season was its longest overall since doing the same in 2008. Penn State has not won 10-straight games in a single-season since going 12-0 in 1994.
- Before 2016, the 2009 season marked the last time Penn State earned double-digit wins in a single season.
- The Lions posted their 16th 11-win season overall last year. It marked the sixth time in the Big Ten era that Penn State had reached at least 11 wins:

11-Plus Win Seasons (Big Ten era)

1994	12-0
1996	11-2
2005	11-1
2008	11-2
2009	11-2
2016	11-3

MILESTONE WATCH

- Running back **Saquon Barkley** is 121 yards shy of 3,000 career rushing yards and 196 yards shy of 1,000 career receiving yards. He would be the first Penn State player to achieve both milestones.
- Safety **Marcus Allen** is 32 tackles shy of 300 for his career.
- Kicker **Tyler Davis** is eight extra point conversions away from 100 extra points made.

See Records Watch on Pages 26-28

MILESTONES ACHIEVED

- **Mike Gesicki** surpassed 1,000 career receiving yards against Pitt, making him the 25th player achieve the feat at Penn State.
- Head coach **James Franklin** earned his 50th career victory with the Nittany Lions season opening win.
- With 74 receiving yards against Akron, **DaeSean Hamilton** surpassed 2,000 yards for his career.
- **Trace McSorley** surpassed 4,000 career passing yards with 280 against Akron.
- **Jason Cabinda** surpassed 200 career tackles for his career with three against Akron.

See Records Watch on Pages 26-28

STREAKING

- Penn State QB Trace McSorley has thrown a touchdown pass in 18 consecutive games, dating to the 2016 TaxSlayer Bowl, extending his Penn State record.
- McSorley's consecutive games with a touchdown pass streak is tied for the second-longest active streak in FBS. Marshall's Chase Litton has the longest active streak at 24, while Middle Tennessee's Brent Stockstill is tied with McSorley at 18 games.

WINNINGEST PROGRAMS

In its 131st season of varsity football, Penn State has posted 870 victories to rank No. 8 in the nation. The Lions' success is not solely due to longevity though, as Penn State also ranks in the Top 10 in all-time winning percentage. As of Sept. 17, 2017.

TOTAL VICTORIES

1. Michigan (138)	Big Ten	938
2. Notre Dame (129)	Independent	898
3. Texas (129)	Big 12	892
4. Nebraska (128)	Big Ten	890
5. Ohio State (128)	Big Ten	888
6. Alabama (123)	SEC	881
7. Oklahoma (123)	Big 12	875
8. PENN STATE (131)	Big Ten	870
9. Tennessee (121)	SEC	831
10. USC (124)	Pac-12	826

WINNING PERCENTAGE (YEARS - MIN 25 IN D1)

1. Michigan (138)	Big Ten	.731
2. Notre Dame (129)	Independent	.728
3. Boise State (50)	Mountain West	.7239
4. Ohio State (128)	Big Ten	.7235
5. Oklahoma (123)	Big 12	.722
6. Alabama (123)	SEC	.721
7. Texas (125)	Big 12	.706
8. USC (124)	Pac-12	.701
9. Nebraska (128)	Big Ten	.698
10. PENN STATE (131)	Big Ten	.687
11. Florida State (71)	ACC	.6807
12. Tennessee (121)	SEC	.6806
13. LSU (124)	SEC	.6501
14. Georgia (124)	SEC	.6499
15. Georgia Southern (54)	Sun Belt	.641

THE ALL-TIME AP COLLEGE FOOTBALL POLL

The Associated Press updated its "All-Time AP Poll" this summer. Its formula counted poll appearances (1 point), No. 1 rankings (2 points) and AP championships (10 points). The first poll was in 1936. Entering 2017, Penn State has been ranked 597 times (53.4% of all polls), have been voted No. 1 19 times and won two AP National Championships.

1. Ohio State	Big Ten	1,128
2. Oklahoma	Big 12	1,070
3. Notre Dame	Independent	1,045
4. Alabama	SEC	1,039
5. USC	Pac-12	980
6. Nebraska	Big Ten	913
7. Michigan	Big Ten	910
8. Texas	Big 12	826
9. Florida State	ACC	730
10. Florida	SEC	689
11. LSU	SEC	668
12. PENN STATE	Big Ten	655
13. Miami	ACC	649
14. Tennessee	SEC	635
15. Auburn	SEC	580
16. Georgia	SEC	577
17. UCLA	Pac-12	536
18. Texas A&M	SEC	489
19. Michigan State	Big Ten	448
20. Washington	Pac-12	446
21. Clemson	ACC	439
22. Arkansas	SEC	418
23. Pittsburgh	ACC	358
24. Wisconsin	Big Ten	351
25. Iowa	Big Ten	334

AT THE START

Opponent	Coin Toss	Choice	PSU 1st Drive	Opponent 1st Drive	Game Captains
AKRON	Won	Defer - Kicked Off	Interception	Punt	Jason Cabinda, DaeSean Hamilton, Trace McSorley, Nick Scott
PITTSBURGH	Won	Defer - Kicked Off	Touchdown	Interception	Marcus Allen, Tyler Davis, Grant Haley, Saquon Barkley
GEORGIA STATE	Lost	Received	Touchdown	Punt	Jason Cabinda, DaeSean Hamilton, Trace McSorley, Nick Scott
at Iowa					
INDIANA					
at Northwestern					
MICHIGAN					
at Ohio State					
at Michigan State					
RUTGERS					
NEBRASKA					
at Maryland					



NATIONAL NITS

Below is a list of Penn State players that rank among the top-100 individuals and top-50 teams in the most recent season statistical rankings. Rankings listed NCAA/Big Ten

Statistics current as of Sept. 18, 2017

- S Marcus Allen
 - Interceptions Per Game - 0.3 (83/10)
 - Total Interceptions - 1 (47/5)
- S Troy Apke
 - Interceptions Per Game - 0.3 (83/10)
 - Total Interceptions - 1 (47/5)
- RB Saquon Barkley
 - All-Purpose - 218.3 (2/1)
 - Combined Kick Returns - 107 (86/13)
 - Kickoff Returns - 26.8 (24/4)
 - Points Responsible For - 30 (85/10)
 - Points Responsible For Per Game - 10.0 (94/11)
 - Receiving Touchdowns - 2 (50/8)
 - Receiving Yards - 241 (47/3)
 - Receiving Yards Per Game - 80.3 (55/5)
 - Rush Yards Per Carry - 8.08 (10/2)
 - Rushing TDs - 3 (40/5)
 - Rushing Yards - 307 (25/4)
 - Rushing Yards Per Game - 102.3 (29/5)
 - Scoring - 10.0 (26/3)
 - Total Points Scored - 30 (21/2)
 - Total Touchdowns - 5 (10/1-1)
 - Yards Per Reception - 21.91 (27/4)
- DE Ryan Buchholz
 - Forced Fumbles - 0.33 (53/6)
- CB Christian Campbell
 - Passes Defended - 1.7 (20/5)
- CB Tariq Castro-Fields
 - Interceptions Per Game - 0.3 (83/10)
 - Total Interceptions - 1 (47/5)
- K Tyler Davis
 - Scoring - 8.3 (66/9)
- TE Mike Gesicki
 - Receiving TDs - 4 (5/1-1)
 - Scoring - 8.0 (71/10)
 - Total Touchdowns - 4 (28/3)
- P Blake Gillikin
 - Punting - 45.0 (27/4)
- DT Kevin Givens
 - Fumbles Recovered - 1 (8/3)
- DE Yetur Gross-Matos
 - Fumbles Recovered - 1 (8/3)
- CB Grant Haley
 - Interceptions Per Game - 0.7 (8/1-1)
 - Total Interceptions - 2 (3/1-1)
- WR DaeSean Hamilton
 - Yards Per Reception - 18.11 (61/6)
- QB Trace McSorley
 - Completion Percentage - .671 (31/3)
 - Completions Per Game - 17.0 (59/7)
 - Passing Efficiency - 184.1 (10/2)
 - Passing Touchdowns - 9 (8/2)
 - Passing Yards - 753 (37/4)
 - Passing Yards Per Game - 251.0 (41/4)
 - Passing Yards Per Completion - 14.76 (18/2)
 - Points Responsible For - 66 (5/1)
 - Points Responsible For Per Game - 22.0 (9/1)
 - Total Offense - 296.7 (29/2)
 - Yards Per Pass Attempt - 9.91 (14/3)
- DE Shareef Miller
 - Sacks - 0.67 (62/7)
 - Tackles For Loss - 1.3 (53/3)
- CB Amani Ouwariye
 - Interceptions Per Game - 0.3 (83/10)
 - Total Interceptions - 1 (47/5)
- WR/PR DeAndre Thompkins
 - Combined Kick Returns - 202 (21/1)
 - Punt Return TDs - 1 (3/1-1)
 - Punt Returns - 20.2 (7/2)
- DE Shaka Toney
 - Forced Fumbles - 0.33 (53/6)
- DT Robert Windsor
 - Forced Fumbles - 0.33 (53/6)
 - Fumbles Recovered - 1 (8/3)
- TEAM
 - 4th Down Conversion Pct. - .500 (49/10)
 - Completion Percentage - .648 (42/4)
 - Fewest Penalties - 11 (16/2)
 - Fewest Penalties Per Game - 3.67 (10/2)
 - Fewest Penalty Yards - 105 (23/2)
 - Fewest Penalty Yards Per Game - 35.0 (17/2)
 - Fumbles Lost - 0 (1/1-1)
 - Fumbles Recovered - 3 (17/3)
 - Kickoff Return Defense - 18.0 (34/6)
 - Kickoff Returns - 26.75 (19/3)
 - Net Punting - 43.25 (16/3)
 - Passes Had Intercepted - 2 (50/7)
 - Passes Intercepted - 6 (5/1)
 - Passing Offense - 282.0 (37/4)
 - Passing Yards Allowed - 147.7 (19/3)
 - Passing Yards Per Completion - 14.84 (18/2)
 - Punt Return Defense - 0.25 (22/3)
 - Punt Returns - 17.92 (9/2)
 - Red Zone Defense - .600 (12/3)
 - Red Zone Offense - .923 (30/3)
 - Rushing Defense - 126.0 (50/9)
 - Rushing Offense - 187.0 (50/8)
 - Sacks Allowed - 0.67 (9/2)
 - Scoring Offense - 47.0 (11/2)
 - Scoring Defense - 4.7 (2/1)
 - Tackles for Loss Allowed - 5.33 (48/5)
 - Team Passing Efficiency - 178.48 (14/3)
 - Team Passing Efficiency Defense - 79.62 (6/2)
 - Team Sacks - 3.67 (9/3)
 - Team Tackles for Loss - 11.3 (1/1)
 - Total Defense - 273.7 (22/5)
 - Total Offense - 469.0 (41/4)
 - Turnover Margin - 2.33 (2/1)
 - Turnovers Gained - 9 (3/1)
 - Turnovers Lost - 2 (14/3)
 - Winning Percentage - 1.000 (1-1/1-1)

POPULAR NITTANY LIONS

- Penn State ranks third in the nation with an average home attendance of 104,776.
- The attendance of 109,898 for the Pitt game was the seventh-largest crowd in Beaver Stadium history and the largest since Penn State faced Ohio State in 2009 in front of 110,033 in 2009.
- It was the 15th-largest crowd to ever watch a Penn State football game.
- The crowd set a record for the current configuration of Beaver Stadium, which has had a capacity of 106,572 since 2011.
- The Penn State Student Section sold out more than 21,000 tickets in just 89 minutes, highlighted by the sold-out allotments of the senior (20), junior (10) and freshmen (15) classes in less than 20 minutes each.
- The Penn State Student Section has consistently sold out for four decades, showing the unwavering passion and dedication of Penn State students.
- Penn State sold more than 9,000 new season football tickets for the 2017 campaign. The season ticket renewal rate topped 95 percent to help the Nittany Lions exhaust their season ticket allotment for the first time since 2008.

See Packing the Stadium on Page 16

HOME SWEET HOME

With a 281-72 all-time record in Beaver Stadium, PSU owns the eighth-best winning percentage (.796) in its current home venue amongst current FBS schools and leads the Big Ten. Only Alabama (.824) and Oklahoma (.810) have higher winning percentages in facilities older than Beaver Stadium.

School	Stadium Name (Opened)	Rec	Win %
1. Colorado State	Hughes Stadium (2017)	2-0	1.000
2. Houston	TDECU Stadium (2014)	19-3	.864
3. Ga. Southern	Paulson Stadium (1984)	186-36	.836
4. Marshall	Joan C. Edwards Stadium (1991)	153-30	.836
5. Boise State	Albertsons Stadium (1970)	256-53	.828
6. Alabama	Bryant-Denny Stadium (1929)	254-53-3	.824
7. Oklahoma	Gaylord Family-Oklahoma Memorial Stadium (1923)	387-85-15	.810
8. Penn State	Beaver Stadium (1960)	281-72	.796
9. Auburn	Jordan-Hare Stadium (1939)	313-81-7	.789
10. Ohio State	Ohio Stadium (1922)	430-112-20	.783
11. Tennessee	Neyland Stadium (1921)	461-124-17	.780

HOME IN HAPPY VALLEY

- Penn State's 10-game home win streak is tied for the fourth-longest active streak in FBS.
- The Nittany Lions went 7-0 at home in 2016 for the first time since 2008 and the fifth time in the Big Ten era (1994, 1998, 2005, 2008, 2016).
- Penn State's 10-game home winning streak is the longest since winning 11-straight from 2007-09 and is the fifth-longest since joining the Big Ten Conference. It ranks tied for the 12th-longest in program history.
- Dating back to 2015, Penn State has won 16 out of its last 17 home games.

DISCIPLINED

- Penn State has been one of the most disciplined teams through the first three weeks of the season, averaging just 3.67 penalties per game rank second in the Big Ten and rank in a tie for 10th in FBS.
- Navy leads the country with 1.0 per game and Fresno State is second with 2.0 per game, while Ball State, South Alabama, Pitt and Arizona State are all tied with the Nittany Lions at 3.0.
- Penn State has had no more than five penalties in a game and had just one against Pitt.

See National Nits on Page 10

BIG ANNOUNCES 2020 & 2021 SCHEDULES

- Annual cross-division meetings between Penn State and Iowa will take place through at least 2021. Already scheduled through 2019, the series continues in the latest Big Ten schedule announcement.
- Penn State hosts five conference games in 2020 and four in 2021.
- The 2020 Big Ten schedule opens Sept. 26 against Northwestern, followed by a road trip to Michigan Oct. 3. Following a bye week, the Nittany Lions host Iowa (Oct. 17) and Ohio State (Oct. 24) in back-to-back weeks before hitting the road for a pair of games at Indiana (Oct. 31) and Nebraska (Nov. 7). Rounding out the 2020 Big Ten slate are home games against Michigan State (Nov. 14) and Maryland (Nov. 21) with the regular-season finale at Rutgers (Nov. 28).
- In 2021, Penn State plays its first two conference games on the road at Wisconsin (Sept. 4) and Iowa (Oct. 9). The Nittany Lions return to Beaver Stadium to meet Illinois (Oct. 16) before a trip to Michigan State (Oct. 23). The remaining conference home games feature Indiana (Oct. 30), Michigan (Nov. 13) and the regular-season finale against Rutgers (Nov. 27), while the remaining conference road schedule includes trips to Maryland (Nov. 6) and Ohio State (Nov. 20).
- Previously, Penn State announced non-conference matchups at Virginia Tech (Sept. 12, 2020) and vs. Ball State (Sept. 11, 2021) and Auburn (Sept. 18, 2012).

See Future Schedules on Page 17

STAYING INTACT

The Nittany Lions have greatly improved their experienced depth from recent years, returning ...

Offensively:

- 99.2 percent of their rushing yards.
- 72.8 percent of their receiving yards.
- 87.4 percent of their scoring.

Defensively:

- 72.1 percent of its tackles.
- 52.5 percent of its sacks.
- 64.2 percent of its tackles for loss.
- 71.4 percent of its defensive turnovers.

On special teams:

- 100 percent of their punting yardage.
- 100 percent of their kicking points.
- 100 percent of their kickoff return yardage.
- 83.5 percent of their punt return yardage.

NITTANY LION DEBUTS

- A total of 23 Nittany Lions have made their debuts this year, including three true freshmen, 14 redshirt freshmen, two sophomores and four juniors.
- Seven made their debut in the win over Georgia State. Juniors included: CB **Desi Davis** and OL **Charlie Shuman**. Sophomore included: TE **Joe Arcangelo**. Redshirt freshmen included: WR **Dae'Lun Darien**, QB **Michael Shuster**, RB **Nick Eury** and WR **Isaac Lutz**.
- A total of 16 Nittany Lions made their debuts in the season opening win over Akron, including three true freshmen, 10 redshirt freshmen, a sophomore and two juniors. True freshmen included: CB **Tariq Castro-Fields**, CB **Lamont Wade** and DE **Yetur Gross-Matos**. Redshirt freshmen included: CB **Zech McPhearson**, DE **Shane Simmons**, OL **Will Fries**, OL **Alex Gellerstedt**, DE **Shaka Toney**, DT **Ellison Jordan**, K **Alex Barbir**, DT **Antonio Shelton**, OL **Michael Menet** and DT **Daniel Joseph**. Sophomore included: S **John Petrishen**. Juniors included: LB **Jason Vranic** and LS **Kyle Vasey**.

SAQUON BARKEY RECORD COUNTDOWN

CAREER RUSHING YARDS

1,053

With 47 rushing yards against Georgia State, Saquon Barkley now has 2,879 career rushing yards. He is pursuing Evan Royster for the Penn State record in the category (3,932; 2007-10).

CAREER RUSHING TDS

10

Barkley has 28 career rushing touchdowns after his one vs. Pittsburgh. He is pursuing Lydell Mitchell for the 46-year-old Penn State record in the category (38; 1969-71).

SEASON RECEIVING YARDS (RB)

161

Through three games, Barkley has amassed 241 receiving yards, putting his own record of 402 yards set last season in jeopardy.



OFFENSE NOTES

HIGH SCORING

- With 56 points in its win over Georgia State, Penn State became the fifth Big Ten team to score 30 or more points in 10 consecutive games.
- The 10-game, 30-plus point streak marks the longest stretch for the Lions since a string of 15-straight games with 30+ points from 1993-94.
- Penn State's 10-game 30-plus point streak ranks as the third longest active streak in FBS. USF leads with a 20-game streak, while Oklahoma is second with a 13-game streak.
- It is also the 10th consecutive game Penn State has scored 33 or more points, which is a program record.
- Penn State has scored 228 points (45.6 ppg) in the last five games, which is its most since scoring 249 (49.8 ppg) in a five-game span in 2008 (first 5 games).
- Penn State has scored 460 points (46.0 ppg) in the last 10 games, which is its most since scoring 470 (47.0 ppg) in the final 10 games of 1994.
- Penn State's scoring average of 47.0 points per game ranks 11th in FBS and second in the Big Ten.
- The 56-point margin of victory by Penn State against Georgia State in its most recent outing is the largest for the Nittany Lions since they won by 56 (66-10) against Coastal Carolina in 2008. It was also the largest shutout victory since a 59-0 win over FIU in 2007.
- Penn State continued its high scoring ways from 2016 in the season opener, as the Nittany Lions totaled 52 points against Akron, which were the most since scoring 62 last year at Purdue.
- It was Penn State's eighth consecutive game scoring more than 35 points, a school record. It was the longest active 35-point streak among Power 5 teams. The previous longest such streak for the Nittany Lions was seven games in 1973.
- In the Akron game, the Nittany Lions scored 50 or more points in a game at home for the first time since scoring 52 vs. Eastern Illinois in 2009. It was also the first time scoring 50 or more at home vs. an FBS team since a 59-0 win over FIU in the 2007 season opener.
- Penn State averaged 37.7 points per game in 2016, which is its highest scoring rate since averaging 38.9 points per game for the 2008 season that also concluded in Pasadena.

See National Nits on Page 10

OFFENSE COVERING GROUND, QUICKLY

- Penn State is averaging 469.0 yards of total offense per game to rank fourth in the Big Ten and 41st in FBS, and wasting little time getting down the field.
- With an FBS sixth-ranked 8.28 yards per play, the Nittany Lions have found success despite having the fifth-lowest time of possession average (24:07) in FBS.
- According to *Coaches by the Numbers*, Penn State ranks seventh in FBS in getting a first down on first down, doing so 28 times (45.9 percent).
- Penn State has surpassed 500 yards of total offense twice in the first three games, most recently totaling 526 yards against Georgia State.
- The Lions' 569 yards of total offense (322 passing, 247 rushing) against Akron were their most since recording 599 yards total offense last season vs. Iowa.
- The 569 yards of total offense were also the most in a season opener since the Nittany Lions gained 594 yards against Coastal Carolina in 2008.
- Penn State's offense averaged 432.6 yards per game last season, which was its most since 2013 (433.2).

See National Nits on Page 10

FAST STARTS

- According to *Coaches by the Numbers*, Penn State ranks 10th in FBS in points in the first half (28.0 avg) and seventh in first-quarter scoring (14.0 avg).
- Penn State has scored 14 points in the opening stanza of three consecutive games for the first time since 2008 (14 vs. Coastal Carolina; 14 vs. Oregon State; 21 at Syracuse).
- Penn State was known as a second-half team in 2016, only scoring more points in the first half than in the second half on three occasions. However, Penn State has gotten off to two of its best starts in recent years against Akron and Georgia State.
- Against both Akron and Georgia teams, Penn State scored 35 points in the first half. Before this season, the Nittany Lions had not scored as many in the first half of a game since scoring 38 against Eastern Illinois on the way to a 52-3 victory in 2009. The last time that the Nittany Lions scored 35 in a first half against an FBS team was in 2008 at Syracuse, a game that Penn State won 55-13.

PICKING UP CHUNKS - TEAM

- According to *Coaches by the Numbers*, Penn State ranks 12th in 12-plus yard runs with 13 and 12th in 15-plus yard passes with 22. That gives Penn State a total of 35 big plays this season, which equates to 20.59 percent of its plays to rank fifth in FBS.
- According to *cfbstats.com*, Penn State is among the national and Big Ten leaders in "chunk plays" of 20 yards or more.
- Penn State ranks in the top-25 nationally in plays of 20, 30, 60, 70 or 80 or more yards.
- Penn State is the only team in the Big Ten with an 80-yard play this season.
- Penn State and Oklahoma are the only two teams with two 80-plus yard plays this season.
- Penn State is averaging 8.28 yards per play to rank sixth in FBS and second in the Big Ten.

Distance	Plays	FBS	B1G
20+ Yards	22	t-6	1
30+ Yards	12	t-5	2
40+ Yards	6	t-16	t-2
50+ Yards	2	t-43	t-4
60+ Yards	2	t-17	t-2
70+ Yards	2	t-5	1
80+ Yards	2	t-1	1

BALANCED ATTACK

- Against Georgia State, Penn State had eight different players score touchdowns for the first time since nine scored in a 70-24 win over Akron in 1999.
- It is the first time that eight different Nittany Lions have scored an offensive touchdown since eight scored offensively in the same game against Akron.
- Twelve different Lions have scored points through the first three games. A total of 16 scored in all of 2016.

SEASON HONORS

MARCUS ALLEN, SAFETY

Lott IMPACT Player of the Week (Sept. 12)
Paycom Jim Thorpe Award Player of the Week Honorable Mention (Sept. 13)

TROY APKE, SAFETY

Pro Football Focus Week 2 B1G Team of the Week (Sept. 12)

SAQUON BARKLEY, RUNNING BACK

Big Ten Co-Offensive Player of the Week (Sept. 4)
Rose Bowl Player of the Week (Sept. 5)
Paul Hornung Award Honor Roll (Sept. 11)

KOA FARMER, LINEBACKER

Polynesian College Football Player of the Year Watch List

MIKE GESICKI, TIGHT END

Pro Football Focus Week 2 B1G Team of the Week (Sept. 12)

GRANT HALEY, CORNER BACK

Pro Football Focus Week 2 B1G Team of the Week (Sept. 12)

BRENDAN MAHON, OFFENSIVE LINE

Pro Football Focus Week 1 B1G Team of the Week (Sept. 5)

TRACE MCSORLEY, QUARTERBACK

CFPA Hon. Mention Nat'l Performer of the Week (Sept. 17)

COACHING STAFF POTW

The Penn State coaching staff chooses players of the week in all three phases. Here are there selections for the season:

SEPT. 2 - AKRON

- Offense: Offensive Line
- Defense: Ryan Buchholz, DE
- Special Teams: DeAndre Thompkins, KR

SEPT. 9 - PITT

- Offense: Saquon Barkley, RB
- Defense: Marcus Allen, S; Grant Haley, CB
- Special Teams: Irvin Charles; Nick Scott; Garrett Taylor

TRACE MCSORLEY RECORD COUNTDOWN

5,000 CAREER PASSING YDS

448

McSorley threw for 309 yards against Georgia State and is closing in on becoming the ninth member of Penn State's 5,000-yard passing club.

CAREER PASSING TDS

8

McSorley has 40 career passing touchdowns and is closing in on Christian Hackenberg's career record of 48 TD passes (2013-15).

SEASON PASSING TDS

20

After setting the single season mark at 29 passing touchdowns last season, McSorley already has nine TD throws through three games in 2017.



CLASSROOM SUCCESS

DEGREES ON THE WALL



- Eight Penn State student-athletes have earned their undergraduate degrees already and are now working on graduate degrees.
- Eight Penn State student-athletes enter the 2017 season having earned their undergraduate degrees: **Mark Allen** (criminology), **Curtis Cothran** (criminology), **Parker Cothren** (recreation, parks and tourism management), **Cody Hodgens** (exercise science at Florida International), **DaeSean Hamilton** (advertising and public relations), **Andrew Nelson** (kinesiology), **Daniel Pasquariello** (economics) and **Brandon Smith** (kinesiology).
- Penn State is one of 38 schools to have eight or more graduates on the roster this season.

Team	Grads
Northwestern	18
Cincinnati, Coastal Carolina, East Carolina	14
Toledo	13
TCU, Alabama, Oregon, Virginia	12
Georgia State, Kansas State, Maryland, UCF, USF	11
Kent State, Nevada, New Mexico, South Alabama, Texas Tech, West Virginia	10
Houston, Iowa State, Pittsburgh, Purdue, Rutgers, Temple	9
PENN STATE , Auburn, Clemson, Iowa, Kentucky, NC State, Northern Illinois, Ole Miss, SMU, Syracuse, UAB, Western Kentucky	8

CONTINUING ACADEMIC TRADITION

- The Penn State football team continued to excel in the classroom during the 2016 fall semester with 51 squad members earning at least a 3.0 grade-point average.
- The fall effort marks the seventh time in the last eight semesters (including summer sessions) the Nittany Lions have had more than 50 student-athletes with a 3.0 GPA or better.
- The Lions have had 50 or more student-athletes with a 3.0 GPA or higher in each of the last three fall semesters.
- A total of 19 Nittany Lions posted a 3.5 GPA or higher in the fall semester, with 15 earning Dean's List recognition for having 3.5 GPA or higher with 12 credits earned in undergraduate work.
- Overall, 48 football student-athletes own a 3.0 cumulative GPA or higher after the fall semester, with 16 posting a 3.5 cumulative GPA or higher.
- The 2016-17 academic year also saw true freshman punter **Blake Gillikin** and graduate student **Cody Hodgens** posted perfect 4.0 GPAs in both the fall and the spring semesters.
- Gillikin is enrolled in the Schreyer Honors College.
- In addition to Gillikin and Hodgens, Brandon Smith and **Jake Zembiec** earned perfect 4.0 GPAs in the spring semester.
- Additionally, 19 Nittany Lions earned Academic All-Big Ten recognition last fall.
- Three Nittany Lions earned Big Ten Distinguished Scholar accolades for 2016-17: Gordon Bentley, Brandon Smith and Tyler Yazujian.
- The Nittany Lion freshmen were impressive in the fall semester with 15 posting a 3.0 or higher.

GOING 80

- Penn State has two 80-yard plays this season, both featuring RB **Saquon Barkley**. He is the only player in FBS with two 80-plus yard plays from scrimmage.
- Barkley is the only player in Penn State history with both an 80-plus rushing and receiving play.
- Against Georgia State, the 85-yard pass from QB **Trace McSorley** to Barkley in the first quarter was the third-longest pass play in Penn State history, and the longest since an 86-yard pass play from Steve Joachim to Jim Scott in 1971 at Navy.
- The 85-yard pass play is the longest Penn State passing play ever at home. The previous long pass play in a home game was 82 yards on two occasions: Matt Knizner to Eric Hamilton vs. Pittsburgh in 1986 and Kerry Collins to Freddie Scott vs. Rutgers in 1994.
- The 85-yard pass was the longest of McSorley's career. His previous long pass was an 80-yard pass to Irvin Charles vs. Minnesota last season. It was also a career long reception for Barkley, whose previous long was a 46-yard reception the week prior vs. Pittsburgh.
- McSorley is the first quarterback with two 80-plus pass plays in school history.
- Barkley's 80-yard rush in the second quarter against Akron was the second-longest of his career and tied for the 10th-longest in program history. His career long is an 81-yard dash in 2016 at Purdue.
- Barkley and Ki-Jana Carter are the only players in program history to have multiple 80-yard rushes in their career. Barkley has two career 80-plus yard rushes and Carter had three.

See Records Watch on Pages 26-28

PICKING UP CHUNKS - BARKLEY

- **Saquon Barkley** is among the leaders in long scrimmage plays and long rushing plays.
- Barkley leads or is tied for the lead in the Big Ten in chunk plays from scrimmage at all distances greater than 20 yards.
- Barkley is tied with Texas WR Colin Johnson and Stanford RB Bryce Love with an FBS-leading nine plays greater than 20 yards. His seven plays of 30-plus yards and two plays of 80-plus yards are the most in the country.

Distance	Plays	FBS	B1G
20+ Yards	9	t-1	1
30+ Yards	7	1	1
40+ Yards	5	t-1	1
50+ Yards	2	t-8	t-1
60+ Yards	2	t-3	t-1
70+ Yards	2	t-2	1
80+ Yards	2	1	1

- Barkley ranks tied for sixth in FBS with five rushing plays of 20 or more yards. He is also among the Big Ten leaders at all distances.

Distance	Plays	FBS	B1G
20+ Yards	5	t-6	t-2
30+ Yards	3	t-6	t-2
40+ Yards	1	t-24	t-3
50+ Yards	1	t-16	t-2
60+ Yards	1	t-7	t-1
70+ Yards	1	t-1	t-1
80+ Yards	1	t-1	1

BARKLEY IN THE RECORD BOOKS

- Running back **Saquon Barkley** has placed his name all over the Penn State record books.
- Barkley's 47 rushing yards against Georgia State give him 2,879 for his career. He ranks ninth all-time at Penn State and trails Lydell Mitchell (2,934 yards) for eighth.
- Barkley rushed for 172 yards in the season opener against Akron, which marked the 11th 100-yard rushing game of his career and is tied for 10th place at Penn State with D.J. Dozier and Zach Zwinak.
- Barkley is one of just eight Nittany Lions to post multiple 200-yard rushing games.
- Barkley is one rushing touchdown shy of cracking the Top Five career list at Penn State. Currently totaling 28 career rushing touchdowns, which is good for eighth place in the Penn State annals, he trails three players for fifth place with 29 career rushing touchdowns.
- Barkley had 183 yards of total offense against Georgia State (47 rushing, 142 receiving, 37 return) to give him 3,864 (2,879 rushing, 804 receiving, 181 return) for his career, which is good for 11th place at Penn State. He trails D.J. Dozier's 3,895 yards (3,227 rushing, 613 receiving, 55 return) for 10th place.
- Barkley's six points against Georgia State give him 210 points in his career, which moves him into sole possession of ninth place at Penn State. He trails Curtis Enis (230 points via 34 touchdowns and one 2-point PAT reception) for eighth place.
- Barkley had the 10th multi-touchdown game of his career with two scores against Pitt.
- In the season opener against Akron, Barkley's two rushing touchdowns marked his seventh multiple rushing touchdown game (2 as a freshman, 4 as a sophomore, 1 as a junior).

See Records Watch on Pages 26-28

BARKLEY ALL-PURPOSE

- **Saquon Barkley** is doing it all this season, from running to pass catching to returning, and he ranks second in FBS and tops in the Big Ten with 218.3 all-purpose yards per game.
- Barkley is trailing San Diego State's Rashaad Penny, who is averaging 258.0 all-purpose yards through the first two weeks. They are the only two FBS players averaging more than 200 yards per game.
- Barkley currently leads Penn State in rushing yards per game (102.3) and receiving yards per game (80.3).
- Barkley ranks second in the Big Ten and 10th in FBS averaging 8.08 yards per carry and his 102.3 rushing yards per game are fifth in the Big Ten and 29th in FBS.
- Barkley recorded 226 (47 rushing, 142 receiving, 37 return) all-purpose yards against Georgia State. His 142 receiving yards were a career high, surpassing his previous mark of 77 set last season at Michigan.
- With 246 yards, Barkley totaled the second-most FBS all-purpose yards in the opening week, earning 172 yards on 14 carries with two touchdowns, 54 yards on three receptions and 20 yards on a kickoff return against Akron. His rushing total of 172 yards ranked 13th for the week.
- His five total touchdowns rank in ties for first in the Big Ten and 10th in FBS.

See National Nits on Page 10

MIKE GESICKI RECORD COUNTDOWN

CAREER RECEIVING
YARDS (TE)

302

Gesicki totaled 26 yards receiving against Georgia State to bring his total to 1,041 career receiving yards. He is pursuing Ted Kwalick (1,343; 1966-68) for the 49-year-old Penn State tight end record.

CAREER
RECEPTIONS (TE)

7

Gesicki added two more catches vs. Georgia State to bring his career total to 80 receptions. He is pursuing Andrew Quarless (87; 2006-09) for the Penn State record for a tight end.

CAREER & SEASON TD
RECEPTIONS (TE)

1

After notching four TD grabs in the first three games, Gesicki is one shy of Jesse James' record for career touchdown catches and of tying his own record (shared w/ three others) for single season scoring grabs.



AIR BARKLEY

- **Saquon Barkley's** career-high 142 receiving yards against Georgia State were enough to give him the
- Penn State career receiving yards record with 804 career receiving yards. He broke the record of 799 yards held by Tony Hunt (2003-06).
- Barkley set the Penn State the single-season running back receiving yards record last year with 402 yards in 14 games. With 241 yards receiving in three games in 2017, Barkley 60 percent of the way to last season's record.
- The 142 receiving yards against Georgia State are the second-most by a running back in Penn State history. Len Krouse had 155 yards receiving out of the backfield at Syracuse in 1940.
- The 142-yard receiving yards were the most by a Big Ten running back since Ohio State's Curtis Samuel had 177 vs. Bowling Green in 2016.
- Barkley's 100-yard receiving game was the first 100-yard receiving game by a PSU running back since Tony Hunt had 110 yards receiving at Minnesota in 2004.

200 CLUB

- **Saquon Barkley** is one of 10 active FBS players with multiple career 200-yard rushing games.
- Ray Lawry (Old Dominion) and Larry Rose III (New Mexico State) lead the group with four 200-plus yard rushing performances, while Barkley and the other seven have two such performances.
- Joining Barkley are D'Angelo Brewer (Tulsa), Rashaad Penny (San Diego State), Diocemy Saint Juste (Hawaii), Damarea Crockett (Missouri), Derris Guice (LSU), Trayveon Williams (Texas A&M) and Justin Crawford (West Virginia).
- Both of Barkley's 200-yard rushing efforts were in 2016 (202 yds. vs. Maryland; 207 yds. at Purdue).

TOSSING TOUCHDOWNS

- In addition to his streak of 18-straight games with a touchdown pass, **Trace McSorley** has two or more touchdown passes in six-straight games, dating back to the regular season finale against Michigan State last year. He has two or more TD passes in nine of the last 10 games.
- His nine touchdown passes on the season rank second in the Big Ten and eighth in FBS.
- McSorley is averaging 22.0 points responsible for per game to lead the Big Ten and rank ninth in FBS.
- Against Pitt, McSorley threw for at least three touchdown passes for the fifth time in his career and first time this season.
- McSorley threw four touchdown passes against Georgia State, marking the fourth time he has had at least four touchdown passes in a game and the sixth time he has had at least three touchdown passes in his career.

See National Nits on Page 10

HISTORIC HALF

- QB **Trace McSorley's** 258 yards passing in the first half against Georgia State was a Penn State record for a first half. The previous record was 254 by Daryll Clark vs. Akron in 2009.
- McSorley threw an 85-yard touchdown pass to Saquon Barkley in the frame to become the first Nittany Lion quarterback with two career 80-plus passing yard plays to his credit.

McSORLEY CLIMBING CAREER CHARTS

- **Trace McSorley** added four more touchdown passes against Georgia State to increase his total to 40 for his career, which moves him into seventh place in the Penn State record books. He trails three players (Todd Blackledge, Tony Sacca, Zack Mills) for a tie for fourth place with 41 passing touchdowns.
- McSorley had 333 yards of total offense (309 passing, 24 rushing) against Georgia State which moves him into 10th place at Penn State with 5,097 yards of total offense (4,552 passing, 545 rushing). He trails Anthony Morelli (5,275 passing, (-121) rushing) for ninth place.
- With 309 yards passing against Georgia State, McSorley upped his career passing total to 4,552 yards, which ranks 10th in program history. He is chasing Todd Blackledge (4,812) for ninth place in the record books.
- His 309 yards passing against Georgia State marks his sixth career 300-yard passing game, tying him with Matt McGloin for second place in the Penn State annals. McSorley trails only Christian Hackenberg's nine 300-yard passing games.
- McSorley also has 13 200-yard passing games for his career, which is good for sole possession of sixth place at Penn State. He trails Daryll Clark, who had 14 200-yard passing games.

See Records Watch on Pages 26-28

VETERAN O-LINE

- Penn State is among the nation's best at protecting the quarterback, as it is among 17 teams to average less than one sack allowed per game. The Nittany Lions have yielded just two sacks for an average of 0.67 per game, which ranks ninth in FBS and second in the Big Ten.
- The Lions returned 87 starts on the offensive line, which ranks 19th overall and third in the B1G, per Phil Steele.
- The unit excelled in the first two games of 2017, clearing the way for 569 yards of total offense in the opener and only yielding one sack.
- **Brendan Mahon** was graded out as a member of Pro Football Focus' Big Ten Team of the Week for Week 1. See Season Honors on Page 11
- Mahon leads all offensive linemen with 31 career starts at guard and tackle, while **Andrew Nelson** has 27 starts at guard and tackle.
- The other Nittany Lions with starting experience in the trenches are: sophomores **Ryan Bates** (17), **Connor McGovern** (12) and **Steven Gonzalez** (6), as well as junior **Chasz Wright** (8).

See Career Starts on Page 59

QUARTERBACKS DOING IT ALL

- QB **Tommy Stevens** has four receptions on the season for 27 yards, and he caught his first career touchdown pass in the first quarter, while lined up as a running back.
- Stevens also threw his first career touchdown pass in the third quarter, a 35-yard pass to **Saeed Blacknall** in the third quarter.
- Stevens is the first Nittany Lion to have a touchdown pass and reception in the same game since Christian Hackenberg did it against Illinois in 2015.
- Against Georgia State, **Trace McSorley** had his ninth career game with both a touchdown pass and rush and his second of the season.
- McSorley's 36-yard rush in the opening stanza against Pitt was the longest of his career. His previous long rush was a 26-yard scamper against Minnesota in 2016.

COACHING STAFF NOTES

FRANKLIN INKS EXTENSION

- Penn State Director of Athletics Sandy Barbour announced in August that head football coach **James Franklin** has signed a contract extension. The new agreement extends Franklin's current contract to six years, keeping the 2016 *Sporting News* and Woody Hayes National Coach of the Year as the leader of the Nittany Lions through at least the 2022 season.
- During the 2016 campaign, Franklin's third in Happy Valley, he led Penn State to its first outright Big Ten Championship since 1994 and its second Big Ten divisional title. Named Penn State's 16th head football coach on January 11, 2014, Franklin has directed the Nittany Lions to three consecutive winning seasons, including an 11-3 mark and Rose Bowl berth last year.
- From Langhorne, Pennsylvania, Franklin is entering his fourth year as the leader of the Nittany Lions and his seventh as a collegiate head coach. He is among 12 active FBS head coaches (7 at Autonomy 5 schools) to lead his team to a bowl game in each of his first six years as a head coach and has posted five consecutive winning seasons. Franklin, who directed Penn State to the No. 5 CFP and No. 7 final ranking in 2016, has mentored 44 players who've matriculated to the NFL during his initial six years as a head coach.
- Franklin has guided Penn State football student-athletes to tremendous achievement in academics and community service. Included in the accomplishments are a program-record 56 squad members earning a 3.0 grade-point average or higher during the 2015 fall semester (19 on Dean's List) and more than 6,100 hours of community service during his first three years in Happy Valley. A total of 61 Nittany Lions have earned Academic All-Big Ten recognition for posting at least a 3.0 GPA and being a letterwinner during the past three years.

COACH OF THE YEAR CANDIDATE

- **James Franklin** was one of 19 selections on the Dodd Trophy watch list for the nation's top coach.
- The Dodd Trophy, college football's most coveted coaching award, celebrates the head coach of a team who enjoys success on the gridiron, while also stressing the importance of scholarship, leadership and integrity – the three pillars of legendary coach Bobby Dodd's philosophy. The award, which was established in 1976, honors the coach of a team which enjoys a successful football season, while also stressing the importance of academic excellence and character, as did coach Bobby Dodd's teams during his 22 years as head football coach of the Georgia Tech Yellow Jackets.

FAMILIAR FACES ON THE SIDELINES

- For the third time in four seasons, head coach **James Franklin** was able to keep his coaching staff intact.
- Seven out of his 10 coaches are members of his original Penn State staff, and half have been with him for seven or more consecutive years.

Coach	Yr.	Consec.	Yr. w/ JF	Current Role
Brent Pry	4	8		Assoc. HC/DC/LBs
Ricky Rahne	4	8		Passing/TEs
Sean Spencer	4	8		Run Game/DL
Dwight Galt	4	8		Asst. AD/Perf. Enhancement
Josh Gattis	4	7		Asst. ST/WRs
Charles Huff	4	4		ST/RBs
Terry M. Smith	4	4		Asst. HC/CBs
Joe Moorhead	2	2		OC/QBs
Tim Banks	2	2		Co-DC/S
Matt Limegrover	2	2		OL

PENNSYLVANIA TIES

- The Penn State coaching staff is deeply rooted in Pennsylvania, with half of the 10-man coaching staff originally hailing from the Keystone state.

Central PA

- Defensive Coordinator **Brent Pry** - Altoona

Eastern PA

- Head Coach **James Franklin** - Langhorne

Western PA

- Offensive Line **Matt Limegrover** - Pittsburgh
- Offensive Coordinator **Joe Moorhead** - Pittsburgh
- Cornerbacks **Terry M. Smith** - Aliquippa

DAESEAN HAMILTON RECORD COUNTDOWN

CAREER RECEIVING YARDS

878

Hamilton totaled 44 receiving yards against Georgia State to bring his career total to 2,148. He is pursuing Bobby Engram for the Penn State record in the category (3,026; 1991, 93-95).

CAREER RECEPTIONS

9

Hamilton has caught three passes in each of the first three games to bring his career total to 170. He is pursuing Deon Butler for the PSU record in the category (179; 2005-08).



GoPSUsports.com

2017

PSUNRIVALED.COM



COMMUNITY SERVICE

LIFT FOR LIFE A SUCCESS

- The 15th Annual Penn State Uplifting Athletes "Lift for Life" in July was a tremendous success. The preliminary fundraising total for the 2017 event was more than \$95,000 to benefit Uplifting Athletes and its commitment to life skills development, patient focused programs and rare disease research. The 15-year total or "Lift for Life" is now nearly \$1.3 million.
- Donations to the Penn State chapter of Uplifting Athletes and Lift for Life will remain open until Sept. 30. As of Aug. 25, the current fundraising total is \$96,549.98. Fans can track the live total or donate by visiting the chapter's fundraising site at <https://pledgeit.org/team/psu-lift-for-life-2017> or by sending a donation to Will Flaherty, Director of Player Development and Community Relations at 201 Lasch Football Building, University Park, Pa 16802.
- With the contributions from this year, nearly \$1.3 million has been raised by Penn State Uplifting Athletes since the inaugural Lift for Life was held in 2003. The inaugural event raised just under \$13,000.
- The Penn State Lift for Life featured more than 100 members of the Nittany Lion football team and was held at Holuba Hall, with approximately 2,000 fans in attendance. The exhibition featured rotations of one-on-one battles in the tire flip, sled pull, bench press and farmer's hold, followed by tug of war competitions.
- The 2017 Penn State Lift for Life included a kids clinic for the fourth year in a row, which was run by the Nittany Lion true freshmen football student-athletes. The event concluded with a team autograph session.
- Founded by Penn State Football teammates Scott Shirley, Dave Costlow and Damone Jones in 2003, Lift for Life has benefitted cancer research and the rare disease community.
- The Penn State Uplifting Athletes Chapter also announced linebacker **Jason Cabinda** and quarterback **Trace McSorley** will serve as co-presidents. The 2017 Uplifting Athletes officers are: offensive lineman **Andrew Nelson**, vice president; offensive lineman **Ryan Bates**, secretary; former offensive lineman Tom Devenney, treasurer.
- About Uplifting Athletes: A nonprofit organization founded in 2007, Uplifting Athletes inspires the rare disease community with hope through the power of sport. A rare disease is one that affects fewer than 200,000 Americans and typically lacks financial incentive to make and market new treatments. With a network of university chapters run by current college football student-athletes, Uplifting Athletes has established 22 chapters with Division I football programs across the country. Overall since its inception Uplifting Athletes has had an economic impact of more than \$400 million on the rare disease community. For more information about Uplifting Athletes, visit www.upliftingathletes.org.

LIONS BRING SMILES TO HERSHEY

- For coach **James Franklin**, part of the developmental process means at Penn State involves taking time to make a positive impact. True to Franklin's first core value - a single positive attitude duplicated by more than 100 came out in full force for an afternoon in July.
- For the fourth consecutive year, Franklin and his 105-member team boarded three buses for a trip to Hershey to visit the Penn State Children's Hospital. From dancing to coloring, games and in-room visits, the Nittany Lions brought smiles to even the weariest of faces, even if just for a moment.
- "It's a really good experience we love doing this every year," sophomore running back **Andre Robinson** said. "This is one of the cooler things that we do, getting to give back to these kids. It makes their day just for us to come and hang out for an hour or two. We're really privileged to have that opportunity to make that impact on their lives."
- For the staff and team, seeing pure delight stretch across the faces of so many is a yearly highlight. "There are people who have had much more challenging upbringings than me, but there were people who really made a difference for me and for my family, who went above and beyond and didn't have to, and I realized what's it has done for me," Franklin said.

HIGH SCHOOL TO COLLEGE

- The tandem of QB **Trace McSorley** and WR **Brandon Polk** is one of 13 QB/WR combinations from the same high school active on the same team in FBS. Both attended Briar Woods High School in Ashburn, Virginia.
- Polk has four receptions from McSorley, catching two passes last season in an injury shortened redshirt year and two in 2017.
- The duo teamed up for their first collegiate touchdown, as Polk caught a 15-yard TD from McSorley against Georgia State.
- In 2013, McSorley and Polk teamed up to lead the Falcons to the Virginia 5A State Championship game. The duo totaled 635 yards receiving and eight touchdowns.

HAMILTON HAULING IT IN

- WR **DaeSean Hamilton** is poised to become one of Penn State's all-time leading receivers.
- Hamilton had three catches against Georgia State, giving him 170 for his career and moving him into sole possession of third place at Penn State. He trails Allen Robinson (177 catches) for second place.
- Hamilton has 2,148 receiving yards for his career, which ranks him sixth at Penn State. He trails Derek Moye (2,395 receiving yards) for fifth place.
- Hamilton is the ninth player in program history with 2,000 career receiving yards.

GESICKI OUT OF THE GATE

- TE **Mike Gesicki** has caught a touchdown pass in five consecutive games, dating to last year's regular season finale against Michigan State.
- Gesicki ranks ninth in FBS with catches in 28-straight games.
- Gesicki has four or more catches in nine of his last 15 games.
- Gesicki entered 2017 with six career touchdowns over three seasons, but caught a career-high two in each of the first two games this season to move within one of the Penn State record for career touchdown catches by a tight end - 11 by Jesse James and within one of equaling the season record in the same category again. Gesicki tied the record of five shared by James and two others last season.
- His four total touchdowns rank in ties for third in the Big Ten and 28th in FBS.
- Gesicki's 26 receiving yards against Georgia State give him 1,041 for his career. He is the 25th player to have more than 1,000 career receiving yards at Penn State.
- Gesicki ranks 23rd on Penn State's career receiving yards chart, trailing Jimmy Cefalo (1,058) for 22nd.
- After a breakout season in 2016, Gesicki, picked up where he left off with a career day in the season opener. Gesicki had a career-high six catches against Akron. His previous high was five on four occasions, the last against Rutgers in 2016.

BARKLEY BIG CO-OFFENSIVE & ROSE BOWL POTW AFTER OPENER

- Saquon Barkley** claimed co-Big Ten Offensive Player of the Week after his performance against Akron. He shared the honor with Ohio State's J.T. Barrett.
- It's Barkley's third conference offensive weekly award.
- He was also named the Rose Bowl Player of the Week.
- Barkley had a Big Ten-leading 246 all-purpose yards on 18 touches against the Zips. The junior rushed for 172 yards on 14 carries (12.3 ypc) with two touchdowns and added three receptions for 54 yards (18.0 ypr). He also returned one kickoff for 20 yards.
- Among Barkley's highlight reel efforts on Saturday was an 80-yard rush in the second quarter, which was the second-longest of his career and tied for the 10th-best rush in program history.

See Season Honors on Page 11

3,500 & 1,000

- Penn State is one of three FBS teams to return a 3,500 yard passer and 1,000-yard rusher.
- The Nittany Lions return QB **Trace McSorley**, who threw for a team-record 3,614 yards in 2016, and RB **Saquon Barkley**, who rushed for a team-sophomore record 1,496 yards.
- The other two teams are Oklahoma State, returning QB Mason Rudolph (4,091 passing yards) and RB Justice Hill (1,142 rushing yards), and Louisville, returning QB Lamar Jackson (3,543 passing yards and 1,571 rushing yards).
- Penn State was one of 11 FBS teams to boast a 3,500-yard passer and a 1,000-yard rusher in 2016. Furthermore, Penn State was one of six teams in the Autonomy Five and the only Big Ten school to accomplish the feat last year.
- McSorley owns the Penn State season passing yards record at 3,614. Only two other Penn State quarterbacks eclipsed 3,000 yards passing in a single season: Matt McGloin (3,266 yds; 2012) and Daryll Clark (3,003 yds; 2009).
- Barkley tallied 1,496 rushing yards to rank fifth in program history. It was also the highest total by a Penn State back since Larry Johnson's record-breaking campaign in 2002.
- PSU's two other seasons with a 3,000-yard passer also featured a 1,000-yard rusher: Zach Zwinak (1,000 yds; 2012) and Evan Royster (1,169 yds; 2009).



DEFENSE NOTES

LIMITED ACCESS

- Penn State leads the Big Ten and ranks seventh in Penn State leads the Big Ten and trails only Vanderbilt (4.3 points per game allowed) in scoring defense, averaging 4.7 points allowed so far this season. Penn State owns a pair of shutout victories and only yielded 14 points to Pitt.
- Penn State is the only team with two shutouts in 2017.
- Penn State has been particularly strong at the start of games, ranking as one of nine teams yet to give up a first quarter point yet (Coastal Carolina, Georgia Tech, Oklahoma State, Southern Miss, UTSA, Vanderbilt, Virginia, Wake Forest), according to *Coaches by the Numbers*.
- Additionally, Penn State ranks second in FBS in first half scoring defense, allowing 1.0 point per game, seventh in second quarter score (1.0 avg) and eighth in second half scoring (3.67 avg).
- Penn State has now recorded two shutouts in a single season for the first time since notching two in 2007 (59-0 over FIU; 31-0 vs. Indiana).
- The 14 points allowed by Penn State are the fewest in any three-game stretch since allowing 13 in a three-game stretch in the middle of the 2009 season (52-3 vs. Eastern Illinois; 20-0 vs. Minnesota; 35-10 at Michigan).
- The 14 points allowed by Penn State in the first three games are the fewest allowed in the opening three games of the season since giving up only 14 points in the first four games of the 1996 season (24-7 vs. USC; 24-7 vs. Louisville; 49-0 vs. Northern Illinois; 41-0 vs. Temple).
- The fourth-quarter touchdown allowed by the Nittany Lions to Pitt was the first touchdown given up by Penn State this season (seven quarters with no touchdowns).
- Not only were Akron and Georgia State held out of the end zone, Penn State kept the Zips out of the red zone and Georgia State crossed the 20 just once.
- The shutout by Penn State of Akron marked the first shutout by the Nittany Lions in a season opener since a 59-0 win against FIU in 2007. The shutout was the first at home for Penn State since a 39-0 shutout of Illinois in 2015.
- This is the third straight year that Penn State has shut out an opponent (39-0 vs. Illinois in 2015; 39-0 at Rutgers in 2016; 52-0 vs. Akron in 2017). It is the longest such streak since a three-year stretch from 1989-91 (17-0 at Rutgers in 1989; 28-0 vs. Rutgers and 9-0 at Alabama in 1990; and 81-0 vs. Cincinnati in 1991).

See National Nits on Page 10

STOPS BEHIND THE LINE

- Penn State has assumed a familiar position in the NCAA statistical rankings, leading FBS in tackles for loss with an average of 11.3.
- Penn State totaled 14 TFLs against Akron in the season opener, the most by Penn State since recording 15 at Temple in 2015, and followed with nine against Pitt and 11 against Georgia State.
- DE **Shareef Miller** ranks third in the Big Ten with 1.3 TFLs per game.
- A total of 25 different Nittany Lions have at least assisted on a stop in the back field.
- Penn State finished 2016 tied for seventh in FBS and second in the Big Ten with 8.1 tackles for loss per game.
- Penn State finished 2015 sixth overall and tops in the Big Ten with 8.2 tackles for loss per game.
- Penn State finished 2014 20th overall and second in the Big Ten with 7.1 tackles for loss per game.

See National Nits on Page 10

COMFORTABLE TURNOVER MARGIN

- Penn State's plus-seven turnover margin leads the Big Ten and ranks second only to Texas A&M (+8).
- The five turnovers forced by Penn State against Georgia State were the most forced by the Nittany Lions since forcing five turnovers (all fumbles) at Indiana last season.
- The 35 points off turnovers in a game by Penn State are the most since at least the 2009 season.

SACK MASTERS

- The Penn State defense is continuing to find the quarterback, averaging 3.67 sacks through the first three games to rank ninth in FBS and third in the Big Ten.
- DE **Shareef Miller** tied a career high with two sacks against Pitt, and his 0.67 average per game ranks seventh in the Big Ten.
- The five sacks recorded by the Nittany Lions against Pitt are the most since Penn State had six last season vs. Ohio State.
- With 46 sacks in 2015 and 40 sacks last season, Penn State posted back-to-back 40-sack seasons for the first time since it posted three-consecutive 40-sack seasons in 2005 (41), 2006 (40) and 2007 (46).
- In 2015, led by a record 15.5 sacks by Carl Nassib, Penn State posted 46 sacks.

See National Nits on Page 10

AIR DEFENSE

- With six interceptions in three games, Penn State leads the Big Ten and is tied for fifth in FBS.
- Penn State recorded three interceptions against Georgia State for its most since grabbing three at Maryland in 2015.
- CB **Grant Haley** has intercepted a pass in each of the last two games, with both leading to touchdown drives. His 0.7 interceptions per game is tied for the Big Ten lead and eighth in FBS.
- S **Marcus Allen** and CB **Tariq Castro-Fields** both tallied their first career interceptions in the win over Georgia State. Allen returned his pick 50 yards.
- Penn State picked off two passes against Pitt. Haley intercepted a first-quarter pass at the 50 and returned it 42 yards to the Pitt 8, setting up a one play touchdown drive, while S **Troy Apke** intercepted a pass in the second quarter. Ironically enough, both DBs had parents that attended Pitt.
- Haley's 42-yard interception return was the longest of his career, besting his 30-yard return vs. Temple in 2014.
- CB **Amani Oruwariye** grabbed the second interception of his career in the first quarter of the season opener against Akron. His first career interception came in last year's season opener against Kent State.
- In addition to the two interceptions against Pitt, Penn State broke up seven passes, its most since breaking up nine last season against Indiana.
- CB **Christian Campbell** leads the team with 1.7 pass breakups per game, which also ranks fifth in the Big Ten and 20th in FBS.

See National Nits on Page 10

FINE ON THE FIELD

- Penn State ranks 22nd in FBS in total defense, averaging 273.7 yards per game allowed, despite averaging the fifth-most time on the field (35:53) in FBS.
- A total of 46 different Nittany Lions have at least assisted on a tackle in 2017, which is already one more than last season's total of 45 different Lions.
- The last time Penn State had as many as 46 players in on tackles was 2010.

SAFETY FOR A SAFETY

- One way for a defense to help itself is to score points of its own, and safety **Marcus Allen** did just that with a safety in the fourth quarter against Pitt.
- It was the first Penn State safety since Devon Still notched a sack in the end zone at Minnesota in 2010.
- Allen had 13 tackles on the day, his eighth career game with 10 or more tackles, and the first since the Big Ten Championship Game last year vs. Wisconsin.
- Allen was named the Lott IMPACT Trophy Player of the Week and a Paycom Jim Thorpe Award Player of the Week for the performance.
- Allen has 268 tackles for his career, which moves him into 11th place at Penn State. Allen trails Brandon Short's 273 tackles for 10th place.

See Records Watch on Pages 26-28

GENERATIONS OF GREATNESS



The Penn State football team will turn back the clock for a special "Generations of Greatness" game against Indiana Sept. 30 in Beaver Stadium. Elements of the game against the Hoosiers will take fans back in time, while the Nittany Lions will don uniforms with designs elements from uniforms past.

Game Day Elements

- Videoboard – The Beaver Stadium scoreboards in the North and South end zone will be a flipboard display from the 1950s.
- Music – The in-game music will be a variety of hits from the 1950s to today.
- Cheer and Dance Teams – The Penn State cheerleaders and Lionettes will wear historic outfits.
- Honorary Captains – The coin toss is slated to have honorary captains to represent the 1950s to today.
- Blue Band – The Blue Band will perform music throughout the game from 1950s to today.

Uniform Elements

- Numbers on Helmets – The Nittany Lions had the number on the side of their helmet from 1959-61 and then again from 1967-74. A No. 42 also appeared on the side of every Penn State helmet in the season finale against Wisconsin in 2012 to honor injured senior Michael Mauti.
- Block Uniform Numbers – The block uniform numbers are similar to those uniform numbers that donned the Blue & White from mid-1950s-66.
- White Stripe on Sleeve – Penn State's uniform had a white stripe on the sleeve several times, including 1957-66, 1982-89 and 1992-2011.
- Stripe on the Pants – The Nittany Lions had a blue stripe on their pants from 1952-68.
- Striped Socks – The striped sock pays tribute to those worn on game days from 1970-72.
- Gray Facemask – The gray facemask was donned by the Nittany Lions from 1959-86.
- White Cleats – The white cleats were worn by the Nittany Lions in the 1979 Sugar Bowl.
- Gloves – The gloves for the Indiana game will feature the Lion Shrine on the palm of the hands.
- Lion Shrine – The image of Lion Shrine appears on the "home plate" of the front of the jersey. It is an original element of the "Generations of Greatness" uniform to pay homage to the Lion Shrine that was a gift from the Class of 1940.
- Back Inside Collar – The back inside collar of the jersey reads "Penn State 1959" in recognition of the first Liberty Bowl game, played in Philadelphia. Penn State defeated Alabama, 7-0.



HOME SUCCESS

HOME WINNING STREAKS

1.	29	1919-24
2.	24	1899-1906
3.	21	1970-74 ^
4.	18	1889-99
5.	17	1939-43
6.	15	1967-70 ^
	15	1915-17
8.	14	1990-92 ^
	14	1985-87 ^
10.	13	1910-12
11.	12	1997-99 ^*
	12	1977-79 ^
13.	11	2007-09 ^*
	11	2004-06 ^*
14.	10	1993-95 ^*
	10	1961-63 ^
	10	1908-10
15.	9	2016-present ^*

HOME UNBEATEN STREAKS

1.	49	1889-1907 (two ties)
2.	24	1908-13 (one tie)
3.	22	1939-44 (one tie)
4.	10	1946-48 (one tie)
	10	1925-26 (one tie)

^ - Beaver Stadium

* - Big Ten Era

PACKING THE STADIUM

TOP 10 BEAVER STADIUM CROWDS

Rk.	Attend.	Date	Result
1.	110,753	Sept. 14, 2002	Penn State 40, Nebraska 7
2.	110,134	Oct. 27, 2007	Ohio State 37, Penn State 17
3.	110,078	Sept. 8, 2007	Penn State 31, Notre Dame 10
4.	110,033	Nov. 7, 2009	Ohio State 24, Penn State 7
5.	110,017	Oct. 18, 2008	Penn State 46, Michigan 17
6.	110,007	Oct. 14, 2006	Michigan 17, Penn State 10
7.	109,898	Sept. 9, 2017	Penn State 33, Pitt 14
8.	109,865	Nov. 5, 2005	Penn State 35, Wisconsin 14
9.	109,845	Nov. 22, 2008	Penn State 49, Michigan State 18
10.	109,839	Oct. 8, 2005	Penn State 17, Ohio State 10

LARGEST CROWDS TO WATCH PENN STATE

Rk.	Attend.	Date	Opponent, Stadium
1.	113,085	Oct. 11, 2014	Michigan, Michigan Stadium
2.	111,502	Oct. 12, 2002	Michigan, Michigan Stadium
3.	111,310	Sept. 22, 2007	Michigan, Michigan Stadium
4.	111,249	Oct. 15, 2005	Michigan, Michigan Stadium
5.	111,019	Nov. 7, 1998	Michigan, Michigan Stadium
6.	110,803	Nov. 11, 2000	Michigan, Michigan Stadium
7.	110,753	Sept. 14, 2002	Nebraska, Beaver Stadium
8.	110,337	Oct. 24, 2009	Michigan, Michigan Stadium
9.	110,319	Sept. 24, 2016	Michigan, Michigan Stadium
10.	110,134	Oct. 27, 2007	Ohio State, Beaver Stadium
11.	110,078	Sept. 8, 2007	Notre Dame, Beaver Stadium
12.	110,033	Nov. 7, 2009	Ohio State, Beaver Stadium
13.	110,017	Oct. 18, 2008	Michigan, Beaver Stadium
14.	110,007	Oct. 14, 2006	Michigan, Beaver Stadium
15.	109,898	Sept. 9, 2017	Pitt, Beaver Stadium

BEAVER STADIUM ATTENDANCE RECORDS

Capacity	Record	Date	Result
46,284	50,144	Nov. 21, 1964	Penn State 28, Pittsburgh 0
48,284	52,713	Oct. 11, 1969	Penn State 20, West Virginia 0
57,723	61,325	Sept. 13, 1975	Penn State 34, Stanford 14
60,203	62,554	Sept. 17, 1977	Penn State 31, Houston 14
76,639	78,019	Nov. 4, 1978	Penn State 27, Maryland 3
83,370	86,309	Oct. 22, 1983	Penn State 41, West Virginia 23
93,967	97,498	Nov. 9, 1997	Michigan 34, Penn State 8
107,282	110,753	Sept. 14, 2002	Penn State 40, Nebraska 7
106,572	109,898	Sept. 9, 2017	Penn State 33, Pitt 14

SPECIAL TEAMS NOTES

KICK RETURN GAME SUCCESS

- **Saquon Barkley** has taken all four of Penn State's kickoff return opportunities this season, averaging 26.8 yards per return to rank 19th in FBS and third in the Big Ten.
- Barkley had a career-long 37-yard kickoff return on the opening kick against Georgia State, bettering a 33-yard return against USC in the 2017 Rose Bowl.

See *National Nits* on Page 10

PUNT AT YOUR OWN PERIL

- Penn State is averaging 17.9 yards per punt return to rank ninth in FBS and second in the Big Ten.
- Punt returner **DeAndre Thompkins** ranks second in the Big Ten and ranks seventh in the nation with an average of 20.2 yards per return.
- Thompkins 61-yard punt return for a touchdown against Akron was the first by Penn State since Derrick Williams had a 63-yard return in 2008 at Wisconsin. It was also the first by the Nittany Lions in Beaver Stadium since Williams returned a punt 78 yards for a score against Notre Dame in 2007.
- Thompkins averaged 31.8 yards on four returns vs. the Zips, which is a school record. The previous record was 31.7 yards per return by Derrick Williams vs. Temple in 2006.

See *National Nits* on Page 10

MIGHT AS WELL PUNT

- Penn State's punt return defense has netted an average of 0.25 yards (9 inches) allowed in the first three games, good enough to rank third in the Big Ten lead and 22nd in FBS.
- P **Blake Gillikin's** 45.0-yard punting average ranks fourth in the Big Ten and 27th in FBS.
- Gillikin recorded his 10th career punt inside the 10 in the third quarter of the Georgia State game. He had seven in 2016 and three this season.
- Gillikin had a career-best four punts inside the 20-yard line against Pitt.

See *National Nits* on Page 10

DAVIS KICKING IT

- K **Tyler Davis** has converted all 19 of his extra point attempts this season to rank in a tie for sixth nationally while leading the Big Ten.
- Davis has made the most point after attempts without a miss in Penn State history, successfully converting 92 straight so far. Only two others, Herb Menhardt (54-for-54; 1978-80) and Collin Wagner (83-for-83; 2007-10), have had perfect percentages (minimum 50 attempts).
- Davis is four field goal attempts shy of qualifying for Penn State's career record for accuracy. Davis has converted 32-of-36 field goal attempts for an 88.9 percent success rate. Nick Gancitano (1981-83) holds the career record with a 77.6 percent success rate (38-of-49).
- Davis ranks 12th all-time at Penn State with 32 field goals made. He trails Chris Bahr (35) for 11th.
- Davis booted a career-long 47-yard field goal in the third quarter against Akron. His previous best was a 42-yard kick against Illinois in 2015.
- Davis in handling kickoff duties full-time this season for the first time in his career.
- Last season, Davis was recognized as the NCAA's most accurate kicker, as he was named the winner of the 2016 Vlade Award presented by The Touchdown Club of Columbus. The award is named for former Ohio State kicker Vlade Janakievski, who was one of the most accurate placekickers in Ohio State football history.
- Davis was perfect on 62 PAT attempts and accurate on 91.7 percent (22-of-24) of field goal tries, with both of his failed conversions coming on blocks.

SEASON NOTES

TAKING ON THE NEIGHBORS

- For the fourth consecutive year, Penn State is playing at least four FBS teams that are within a 250-mile drive (based on Google Maps from stadium to stadium).
- Penn State went 4-1 against its neighbors last season and is off to a 2-0 start this season with season-opening wins over Akron and Pitt.
- The only nearby FBS team Penn State has not played since 2012 is West Virginia, but the Mountaineers are on Penn State's schedule in 2023 and 2024.
- The last time Penn State did not play any of its nearest neighbors was 2005.
- Since joining the Big Ten in 1993, Penn State is 42-4 against FBS teams within 250 miles.
- All-time, Penn State is 288-111-17 against its current FBS regional foes.
- Penn State will play four nearby teams in each of the next two seasons.

Distance	Team	Last Played	Result
139 Miles	Pittsburgh	Sept. 9, 2017	W, 33-14
181 Miles	West Virginia	Oct. 24, 1992	W, 40-26
198 Miles	Temple	Sept. 17, 2016	W, 34-27
198 Miles	Navy	Sept. 15, 2012	W, 34-7
199 Miles	Maryland	Oct. 8, 2016	W, 38-14
204 Miles	Buffalo	Sept. 12, 2015	W, 27-14
205 Miles	Kent State	Sept. 4, 2016	W, 33-13
215 Miles	Akron	Sept. 2, 2017	W, 52-0
224 Miles	Rutgers	Nov. 19, 2016	W, 39-0
230 Miles	Syracuse	Aug. 31, 2013	W, 23-17
250 Miles	Army	Oct. 3, 2015	W, 20-14

Bold italics indicates 2017 opponent

OVERTIME OVER TIME

- College football introduced overtime during the bowl season in 1995 and adopted it for regular season games in 1996.
- Since then, Penn State has played 12 overtime games, including six over the 2012-14 seasons. Eight of the 12 overtime tilts have come at home, two in true road games, one in the 2006 Orange Bowl and one in the 2014 Pinstripe Bowl.
- Penn State is 7-5 all-time in overtime games, with a 4-4 record at Beaver Stadium, 1-1 mark in true road games and 2-0 ledger at a neutral site.
- Most recently, Penn State defeated Minnesota, 29-26, on Oct. 1, 2016. After Minnesota kicked a field goal on its first possession, Penn State running back **Saquon Barkley** rushed 25 yards for a touchdown on the Nittany Lions first offensive play.
- It was the sixth OT game at Beaver Stadium since the start of the 2012 season. PSU is 4-2 in those games.
- Penn State's first two overtime contests came vs. Iowa in 2000 and 2002 at home. The Nittany Lions dropped their first three contests that went to the extra period, but won five straight overtime contests before falling to Nebraska on Nov. 23, 2013.

Penn State's all-time overtime games:

Date	Opponent	Score
11/4/00	IOWA (2OT)	L, 23-26
9/28/02	IOWA	L, 35-42
10/12/02	at Michigan	L, 24-27
1/3/06	vs. Florida State (3OT) ¹	W, 26-23
10/7/06	at Minnesota	W, 28-27
11/24/12	WISCONSIN	W, 24-21
10/12/13	MICHIGAN (4OT)	W, 43-40
11/2/13	ILLINOIS	W, 24-17
11/23/13	NEBRASKA	L, 20-23
10/25/14	OHIO STATE (2OT)	L, 24-31
12/27/14	vs. Boston College ²	W, 31-30
10/2/16	MINNESOTA	W, 29-26

¹ - Orange Bowl; ² - Pinstripe Bowl

NITTANY LION POSITION CHANGES

- Among the Penn State players who played new positions heading into the fall are: **Will Blair** (S to LB) **Josh McPhearson** (WR to RB), **Jarvis Miller** (S to LB) and **Jonathan Thomas** (LB to RB).

PENN STATE NUMBER CHANGES

- Three Nittany Lions are wearing new numbers in 2017, including **Cam Brown** (6), **Steven Gonzalez** (74) and **Shaka Toney** (18).



RUTGERS IS HOMECOMING FOE

- When the alumni return to Happy Valley for the 2017 Homecoming game, the Penn State faithful will cheer their Nittany Lions against Rutgers.
- The Scarlet Knights will provide the opponent for the 2017 Homecoming contest on Nov. 11 at noon.
- This is the third time that Penn State will meet Rutgers in a Homecoming game. The Nittany Lions defeated the Scarlet Knights in 1987 (35-21) and 1991 (37-17) in Homecoming contests.
- Penn State owns a 70-22-5 record all-time on Homecoming, including wins in 10 of its last 12 games.

SEATS FOR SERVICEMEMBERS

- Active duty, guard and reserve military, veterans, and fallen and Gold Star families able to apply online for complimentary-donated tickets to the Penn State-Rutgers game on Saturday, Nov. 11 as part of the Seats for Servicemembers program at Penn State's Military Appreciation Week.
- In its sixth year, the program honors the commitment and sacrifices of veterans, families and loved ones by providing tickets at no cost to active and retired Servicemembers, as well as a complimentary pregame tailgate at the Bryce Jordan Center. Penn State supporters, alumni, and business donations have graciously made this possible.
- Thanks to the generosity of Penn State supporters, tickets are now available for military members and veterans, their families and loved ones to request on a first-come, first-served basis to the Nov. 11 game.
- All active duty, Guard and Reserve military, veterans, and Fallen and Gold Star families are eligible to redeem one complimentary ticket for themselves and up to three additional complimentary seats for immediate family members. Additionally, all qualifying individuals are eligible to request up to five additional tickets for a discounted rate of just \$35 per person. There will be 7,500 tickets available to be distributed -- all sign-ups are simply requests until confirmed via email by Penn State Athletics.
- There will be a number of events occurring throughout the week, as part of Penn State's Military Appreciation Week, kicked off by the home football game against Rutgers. On Sunday, November 12, Penn State men's basketball and Lady Lion basketball will be honoring Servicemembers throughout their doubleheader. The Lady Lions take on Drexel, while men's basketball is slated to play Farleigh Dickinson. Military can request a \$10 ticket per person, which includes admission into both games! Game times are TBD.
- Supporters can still purchase Seats for Servicemembers tickets that will be distributed to military by visiting GoPSUsports.com/militaryappreciation or by calling 1-800-NITTANY, Monday -- Friday between 8 a.m. and 5 p.m. Tickets for the Seats for Servicemembers program are only \$35 per Servicemember.
- Active duty, guard and reserve military, veterans, and fallen and Gold Star families who already have game tickets for the Nov. 11 game against Rutgers, they are encouraged to attend the pre-game tailgate at the Bryce Jordan Center. The event will require a ticket for admission, please call 1-800-NITTANY to request one.

PRESEASON ALL-AMERICANS

- RB **Saquon Barkley** and TE **Mike Gesicki** were both selected to the Preseason Associated Press All-America team.
- Barkley is also a preseason first-team All-American for ESPN, USA Today, Sporting News, Lindy's, Street & Smith and Athlon Sports. Additionally, he was named the #5 player in FBS by SI.com and earned the #1 spot on Sports Illustrated's "Feldman's Freaks" list heading into the 2017 campaign.
- Gesicki was also a preseason All-American according to Athlon, Street & Smith's, Lindy's and Sporting News.
- Additionally, S **Marcus Allen** drew first-team preseason All-America recognition from Sporting News and third team honors from Athlon Sports and Pro Football Focus.

See Preseason Honors on Page 18

BARKLEY, McSORLEY TEAM UP ON WALTER CAMP, MAXWELL LISTS

- RB **Saquon Barkley** and QB **Trace McSorley** each earned a spot on the Walter Camp and Maxwell Player of the Year Award watch lists.
- The Walter Camp Trophy is awarded to the outstanding player of the year who has exemplified the qualities of self-discipline, unselfish team play, desire to excel, mature judgment and respect for leadership. He must be a dedicated competitor who has made effective use of his athletic talent to enhance the great American game of college football. His standout performance on the playing field must be accompanied by an equally strong effort to contribute to the betterment of the life of all his fellow human beings. He must exhibit an awareness of the need to fulfill his role as a leader. He must espouse the ideals adhered to by Walter Camp, the "Father of American Football."
- Penn State has two Walter Camp winners: John Cappelletti (1973) and Larry Johnson (2002.)
- Penn State is tied for the national lead among all schools with its seven Maxwell Award winners.
- The Maxwell Award, named in honor of Robert W. "Tiny" Maxwell, has been given to America's College Player of the Year since 1937. Maxwell's contributions to the game of football were extensive, including time as a player, a sportswriter and an official.

See Preseason Honors on Page 18

WATCHING McSORLEY

- In addition to the Maxwell and Walter Camp Player of the Year watch lists, QB **Trace McSorley** is on three quarterback watch lists - the Davey O'Brien, Johnny Unitas Golden Arm and Manning Award lists - as well as one for community service, the Wuerffel Trophy.
- The Davey O'Brien National Quarterback Award is presented annually to the nation's best college quarterback and is the oldest and most prestigious national quarterback award. The award honors candidates who exemplify Davey O'Brien's enduring character while exhibiting teamwork, sportsmanship and leadership in both academics and athletics.
- Todd Blackledge (1982) and Kerry Collins (1994) are the Lions that have claimed the Davey O'Brien Award.
- The Golden Arm Award is presented at the end of each football season and the winner is selected based on his accomplishments both on and off the field. Candidates must be a college senior or fourth-year junior on schedule to graduate with their class.
- The Golden Arm Award is named in honor of Johnny Unitas, who was an 18-year veteran of the NFL and played his collegiate career at the University of Louisville before joining the Baltimore Colts in 1958. His career passing figures include 2,830 pass completions for 40,239 yards, 290 touchdowns and throwing a touchdown pass in 47 consecutive games.
- The Wuerffel Trophy, known as "College Football's Premier Award for Community Service," is presented annually by the All Sports Association in Fort Walton Beach Florida. Named after 1996 Heisman Trophy winning quarterback Danny Wuerffel from the University of Florida, the Wuerffel Trophy is awarded to the FBS player that best combines exemplary community service with athletic and academic achievement.

See Preseason Honors on Page 18

BARKLEY ON WALKER WATCH LIST

- RB **Saquon Barkley** is among the candidates selected to the Doak Walker Award watch list for the nation's top running back.
- Penn State's lone Doak Walker Award winner was Larry Johnson in 2002. Ki-Jana Carter and Curtis Enis were finalists for the award in 1994 and 1997, respectively.
- The Doak Walker Award, presented annually by the SMU Athletic Forum, was created in 1989 to recognize the nation's top running back for his accomplishments on the field, achievement in the classroom and citizenship in the community. It is the only major collegiate football award that requires all candidates to be on schedule to graduate within one year of other students of the same classification.

See Preseason Honors on Page 18

FUTURE SCHEDULES

2018 Schedule

Sept. 1	APPALACHIAN STATE
Sept. 8	at Pittsburgh
Sept. 15	KENT STATE
Sept. 22	at Illinois *
Sept. 29	OHIO STATE *
Oct. 13	MICHIGAN STATE *
Oct. 20	at Indiana *
Oct. 27	IOWA *
Nov. 3	at Michigan *
Nov. 10	WISCONSIN *
Nov. 17	at Rutgers *
Nov. 24	MARYLAND *

2019 Schedule

Aug. 31	IDAHO
Sept. 7	BUFFALO
Sept. 14	PITTSBURGH
Sept. 28	at Maryland*
Oct. 5	PURDUE*
Oct. 12	at Iowa*
Oct. 19	MICHIGAN*
Oct. 26	at Michigan State*
Nov. 9	at Minnesota*
Nov. 16	INDIANA*
Nov. 23	at Ohio State*
Nov. 30	RUTGERS*

2020 Schedule

Sept. 12	at Virginia Tech
Sept. 26	Northwestern *
Oct. 3	at Michigan *
Oct. 17	Iowa *
Oct. 24	Ohio State *
Oct. 31	at Indiana *
Nov. 7	at Nebraska *
Nov. 14	Michigan State *
Nov. 21	Maryland *
Nov. 28	at Rutgers *

Two non-conference games to be scheduled

2021 Schedule

Sept. 4	at Wisconsin *
Sept. 11	Ball State
Sept. 18	Auburn
Oct. 9	at Iowa *
Oct. 16	Illinois *
Oct. 23	at Michigan State *
Oct. 30	Indiana *
Nov. 6	at Maryland *
Nov. 13	Michigan *
Nov. 20	at Ohio State *
Nov. 27	Rutgers *

One non-conference game to be scheduled

Future Non-Conference Games

Sept. 17, 2022	at Auburn
Sept. 7, 2023	WEST VIRGINIA
Aug. 31, 2024	at West Virginia
Sept. 6, 2025	VIRGINIA TECH



PRESEASON HONORS

MARCUS ALLEN, SAFETY

Watch Lists

Bednarik Award (Defensive Player of the Year)

Jim Thorpe Award (Top DB)

Lott IMPACT Trophy (Top defensive player on and off the field)

Nagurski Trophy (Defensive Player of the Year)

All-America

Athlon Sports Preseason All-America Third Team

Pro Football Focus Preseason All-America Third Team

Sporting News Preseason All-America First Team

SAQUON BARKLEY, RUNNING BACK

Big Ten Preseason Honors

Watch Lists

Doak Walker Award (Top RB)

Maxwell Award (National Player of the Year)

Walter Camp Award (National Player of the Year)

All-America

Associated Press Preseason All-America First Team

Athlon Sports Preseason All-America First Team

Bleacher Report Preseason All-America

ESPN Preseason All-America

Lindy's Preseason All-America First Team

Pro Football Focus Preseason All-America First Team

Sporting News Preseason All-America First Team

Sports Illustrated Preseason All-America First Team

Sports Illustrated No. 5 FBS Player

Sports Illustrated "Feldman Freaks" No. 1

Street & Smith's Preseason All-America First Team

USA Today Preseason All-America First Team

JASON CABINDA, LINEBACKER

Bednarik Award (Defensive Player of the Year)

Butkus Award (Top LB)

Lott IMPACT Trophy (Top defensive player on and off the field)

Nagurski Trophy (Defensive Player of the Year)

TYLER DAVIS, KICKER

Lou Groza Award Watch List (Top PK)

Sporting News Preseason All-America Second Team

JAMES FRANKLIN, HEAD COACH

Bobby Dodd Trophy Watch List (Top Coach)

MIKE GESICKI, TIGHT END

Mackey Award Watch List (Top TE)

Associated Press Preseason All-America First Team

Athlon Sports Preseason All-America Second Team

Lindy's Preseason All-America First Team

Sporting News Preseason All-America First Team

Sports Illustrated Preseason All-America Second Team

Street & Smith's Preseason All-America First Team

USA Today Preseason All-America First Team

BLAKE GILLIKIN, PUNTER

Ray Guy Award Watch List (Top P)

TRACE MCSORLEY, QUARTERBACK

Big Ten Preseason Honors

Davey O'Brien Award (Top QB)

Johnny Unitas Golden Arm Award (Top QB on and off field)

Manning Award (Top QB, including bowl game)

Maxwell Award (National Player of the Year)

Walter Camp Award (National Player of the Year)

Wuerffel Trophy (Community Service)

BRANDON SMITH, LINEBACKER

Allstate AFCA Good Works Team Nominee

BIG TEN PRESEASON HONORS

- RB **Saquon Barkley** and QB **Trace McSorley** are among the 10 players (five from the East Division) named to the Big Ten preseason honors list, as selected by the conference's media members.
- Barkley led the Big Ten and was fifth in the FBS in total touchdowns (22) and was tops in the conference and 21st nationally in all-purpose yards (140.86 ypg). The junior back was second in the conference and 24th nationally with 106.9 rushing yards per game.
- McSorley was also a second-team All-Big Ten choice by the conference's coaches and media, while also being named the Big Ten's Breakout Player of the Year by Athlon Sports and the Maxwell Football Club's Bryan Westbrook Tri-State Player of the Year. He earned the Grange-Griffin Most Valuable Player award as MVP of the Big Ten Championship game after throwing for a Big Ten Championship game-record 384 yards and four touchdowns.

BIG TEN PRESEASON HONOREES

EAST DIVISION

Tegray Scales, Sr., LB, IND

J.T. Barrett, Sr., QB, OSU

Tyquan Lewis, Sr., DE, OSU

Saquon Barkley, Jr., RB, PSU

Trace McSorley, Sr., QB, PSU

WEST DIVISION

Josey Jewell, Sr., LB, IOWA

Goodwin Igwebuike, Sr., S, NU

Justin Jackson, Sr., RB, NU

Jack Cichy, Sr., LB, WIS

Troy Fumagalli, Sr., TE, WIS

See Preseason Honors on Page 18

GESICKI ON MACKKEY WATCH LIST

- **Mike Gesicki** is on the preseason Mackey Award watch list for the second-straight season.
- The Mackey Award is given annually to the most outstanding collegiate tight end. The award is named after NFL Hall of Famer John Mackey, who is considered to be the best to have played the position.

See Preseason Honors on Page 18

DEFENSIVE DUO ON TRIO OF WATCH LISTS

- S **Marcus Allen** and LB **Jason Cabinda** are listed on the Bednarik Award, Nagurski Trophy, and Lott IMPACT Award watch lists.
- The Bednarik Award has been presented to the College Defensive Player of the Year since 1995. Chuck Bednarik, former standout at Penn and with the Philadelphia Eagles, is a member of both the College Football Hall of Fame's Class of '69 and the NFL Hall of Fame's Class of '67.
- The Nittany Lions' four Bednarik Award recipients are the most of any school in the nation.
- The Bronko Nagurski Trophy is given yearly to the National Defensive Player of the Year. The award is named for legendary two-way player from the University of Minnesota, Bronko Nagurski, who dominated college football then became a star for the Chicago Bears in the 1930s.
- Penn State has never won a Nagurski Trophy, but has had five finalists, most recently Carl Nassib in 2015.
- The Lott IMPACT Trophy honors the top defensive player in college football who makes the biggest impact for his team, both on and off the field. The award is given to a distinguished young man who represents the qualities embodied by Hall of Famer Ronnie Lott – Integrity, Maturity, Performance, Academics, Community and Tenacity.
- Penn State's Carl Nassib won the award in 2015.

See Preseason Honors on Page 18

CABINDA ON BUTKUS WATCH LIST

- In addition to the Bednarik, Nagurski, and Lott lists, LB **Jason Cabinda** was also named to the Butkus Award watch list.
- The award, named in honor of legendary linebacker Dick Butkus, annually recognizes the nation's top collegiate linebacker.
- Cabinda will be vying to become the first Nittany Lion to earn the honor since Paul Posluszny in 2005. LaVar Arrington also won the award in 1999, and five have previously been named finalists: Shane Conlan (1986), Andre Collins (1989), Brandon Short (1999), Posluszny (2006) and Dan Connor (2007).

See Preseason Honors on Page 18

ALLEN ON THORPE AWARD WATCH LIST

- In addition to the Bednarik, Nagurski, and Lott lists, S **Marcus Allen** earned a spot on the Paycom Jim Thorpe Award watch list.
- The Paycom Jim Thorpe Award is awarded to the best defensive back in college football based on performance on the field, athletic ability and character. The award was established in 1986 and is named after history's greatest all-around athlete, Jim Thorpe. Thorpe excelled not only as a running back, passer, and kicker on the offensive side of the ball; but also stood out as a defensive back. In addition to his legendary performance on the football field, Thorpe played professional baseball and won Olympic gold medals in the decathlon and pentathlon.
- Allen was selected third-team All-Big Ten by the conference's coaches and honorable mention by the media panel last season. He made a team- and career-high 110 tackles on the season to become the first Penn State safety to lead the team in tackles since Shawn Mayer (144) in 2002. He was honored as the Big Ten Co-Defensive Player of the Week and Rose Bowl Player of the Week for his 22-tackle effort versus Minnesota Oct. 1. He also claimed Oct. 24 Co-Big Ten Special Teams Player of the Week accolades after blocking a field goal attempt versus No. 2 Ohio State, which led to the game-winning touchdown by teammate **Grant Haley**. Allen finished the season ranked 16th in the Big Ten with 7.9 tackles per game and was third in the conference with two fumble recoveries. For his career, Allen has 249 tackles, 13.0 tackles for loss, three forced fumbles, three fumble recoveries and eight pass breakups.

See Preseason Honors on Page 18

EIGHT BOWL TEAMS HIGHLIGHT SCHEDULE

- Penn State faces eight teams in 2017 that participated in a bowl game during the 2016 campaign.
- Northwestern topped Pitt in the Pinstripe Bowl, 31-24.
- Ohio State took the No. 3 seed in the College Football Playoff and lost to Clemson, 31-0, in the Fiesta Bowl.
- Iowa fell to Florida, 30-3, in the Outback Bowl; Indiana fell to Utah, 26-24, in the Foster Farms Bowl; Michigan lost to Florida State, 33-32, in the Orange Bowl; Nebraska suffered a 38-24 loss to Tennessee in the Music City Bowl and Maryland suffered a 36-30 loss to Boston College in the Quick Lane Bowl.

EIGHTEEN STARTERS RETURNING

- The Nittany Lions returned 18 starters – nine on offense, seven on defense and two on special teams.
- Seventeen additional Penn Staters brought starting experience – six on offense, 10 on defense and one on special teams.
- Among the returning starters are 2016 Big Ten Offensive Player of the Year **Saquon Barkley**, All-Big Ten first team selection **Tyler Davis**, All-Big Ten second team honorees **Trace McSorley** and **Mike Gesicki**, as well as All-Big Ten third team choices **Marcus Allen** and **Jason Cabinda**.

FORTY-FOUR LETTERWINNERS RETURN

- Penn State returned 44 lettermen from last year's Big Ten Championship squad – 24 on defense, 18 on offense and two on special teams.
- Of the 44 overall lettermen returning, 35 brought starting experience – 17 on defense, 15 on offense and three on special teams.
- The Nittany Lions lost the services of 18 lettermen – nine on defense, five on offense and four specialists.



SPECIAL TEAMS DUO NAMED TO LISTS

- PK **Tyler Davis** and **Blake Gillikin** joined the pack of Nittany Lions on preseason watch lists with berths on the Lou Groza Award and Ray Guy Award charts, respectively.
- The Lou Groza Award is awarded to the nation's top kicker, while the Ray Guy Award is given annually to the nation's top punter.
- The Augusta Sports Council created the Ray Guy Award in 2000 to honor Thomson, Georgia, native and College and Pro Football Hall of Fame inductee, Ray Guy. Among the statistics used to identify the winner is net punting average, number of times punt is downed or kicked out of bounds inside the opponents 20-yard line, total yardage punted, average returned yardage and percentage of punts not returned with particular emphasis placed on net punting average. The winner must display team leadership, self-discipline and have a positive impact on the team's success.
- Davis earned the 2016 Vlade Award for the nation's most accurate kicker from the Touchdown Club of Columbus to go along with first-team All-Big Ten accolades from the conference coaches and second team accolades from the media. He was a semifinalist for the Groza award last season.
- Davis tied the Penn State single-season record with 62 converted extra points attempts, equaling Brett Conway's mark from 1994 and tied for No. 2 on Penn State's single-season field goals made charts (22), trailing only Sam Ficken's 24 makes from 2014. Davis finished No. 5 on the PSU single-season scoring charts (128 points) and also tied the Big Ten single-season kick scoring record with 128 points, equaling the mark set by Ohio State's Sean Nuernberger in 2014. For his career, Davis ranks No. 12 on Penn State's career field goals made charts with 30. He also broke the school record for consecutive field goals made with 18, topping Sam Ficken's mark of 15 straight makes between the 2012 and 2013 seasons. The 18-straight made field goals were tied for the longest streak in the Big Ten since Brad Craddock (UMD) converted 24-straight in from 2013-14 and are tied for fourth in Big Ten history. Davis led the Big Ten and was eighth nationally with a .917 field goal percentage and was second in the conference and 11th nationally in total points (128). Davis had the third-most extra point makes among kickers with a perfect percentage in FBS in 2016.
- Gillikin was selected to ESPN.com's True Freshman All-America team and was an All-Big Ten honorable mention selection by the conference's coaches and media after a stellar rookie campaign. He broke the Penn State freshman season punting average record with 42.8 yards per punt, surpassing the record set by Jeremy Kapinos in 2003 (41.9). His effort also ranks No. 7 on Penn State's single-season chart. Gillikin finished the season 30th in FBS and third in the Big Ten in punting average. In addition, Gillikin set the Penn State freshman record for punting average in a game with five kicks for an average of 50.8 yards in the Rose Bowl against USC. He was also stellar in the classroom, posting perfect 4.0 grade point averages in both semesters and claimed the President's Freshman Award, which recognizes Penn State students for academic excellence.

See Preseason Honors on Page 18

2016 HIGHLIGHTS

BIG TEN CHAMPIONS

- Penn State defeated Wisconsin, 38-31, in the 2016 Big Ten Championship game in Lucas Oil Stadium to win its first Big Ten Championship since 2008 and fourth overall (1994, 2005).
- It was PSU's first appearance in the Big Ten Championship game since the game's inception in 2011.
- Finishing at 8-1 in Big Ten play during the regular season, Penn State clinched a share of the Big Ten East Division title with Ohio State. It is the first divisional title for the Nittany Lions since sharing the Leaders Division crown with Wisconsin in 2011.

WINNING BIG

- Penn State posted eight Big Ten wins in 2016 for just the second time in program history with the other being the 8-0 conference mark in 1994.
- The Nittany Lions finished Big Ten play at 8-1 for the first time ever, as Penn State had never played nine Big Ten games in a season before.
- Penn State's 8-1 Big Ten record represents its third one-loss Big Ten season (2005 & 2008, 7-1) and second eight-win season (1994, 8-0).
- Including the Big Ten Championship game, the Nittany Lions have won nine consecutive Big Ten games.
- Penn State's longest winning streak in Big Ten games is 12, running from the final four conference games in 1993 through the entirety of the 1994 season.

FRANKLIN CLAIMS COACH OF THE YEAR HONORS

- Penn State head coach James Franklin was named the *Sporting News* National Coach of the Year, as well as the Woody Hayes National Coach of the Year in 2016.
- He is the second Penn State head coach to win the *Sporting News* honor, joining Joe Paterno, who claimed the award in 2005.
- Franklin joins Paterno as Penn State coaches to win the Woody Hayes Award. Paterno was a four-time recipient in 1978, 1982, 1986 and 2005.
- Franklin was also selected as the College Sports Madness National Coach of the Year. Additionally, he was a finalist for the 2016 Eddie Robinson Coach of the Year award as presented by the Football Writers Association of America and the Paul "Bear" Bryant Coach of the Year Award.
- Franklin earned his first conference Coach of the Year accolade, winning Big Ten Coach of the Year from the Associated Press and the conference's media.
- Franklin's Dave McLain Big Ten Coach of the Year marks the fifth time a Penn State head coach has won the honor, joining Paterno (1994, 2005, 2008) and Bill O'Brien (2012).

COMEBACKS

- Penn State had arguably one of its most exciting seasons, posting a program-high four double-digit comebacks in 2016.
- The comeback trend started vs. Minnesota. Penn State trailed by 10 at halftime (13-3) but rallied to win 29-26 in overtime.
- Against Ohio State, Penn State trailed by 14 points entering the fourth quarter, but scored 17 unanswered to win.
- The Ohio State win marked the first time that PSU won when trailing going into the fourth quarter by 14 points since at least 1967. The Nittany Lions trailed Michigan State by 13 points (37-24) in 1993 entering the fourth quarter. Penn State won the game, 38-37.
- The Nittany Lions trailed by 10 points (24-14) in the third quarter at Indiana, but rallied to outscore the Hoosiers 31-7 over the final 16:09 for their third double-digit comeback of the season.
- The Nittany Lions' rallied from 21 points down with 5:31 remaining in the second quarter in the Big Ten Championship Game. The Lions scored a touchdown before halftime to trail by 14 points at the break, and then outscored Wisconsin, 24-3 in the second half.
- The Big Ten Championship Game comeback was the biggest for Penn State since rallying from a 21-0 deficit in the second quarter for a 35-21 win over Northwestern on Nov. 6, 2010.

BREAKING RECORDS

The Nittany Lions had a record-breaking 2016. All totaled, 33 school records were eclipsed or tied during the Big Ten Championship season.

TEAM

- Passing yards - 3,650 yards (3,278 in 2012)
- Total offense - 6,056 yards (5,863 in 2008)
- Points scored - 526 points (tied record set in 1994)
- Passing touchdowns - 29 touchdowns (25 in 2009)
- First downs via penalty - 29 (28 in 2014)

TRACE MCSORLEY

- Season passing yards - 3,614 (3,266; Matt McGloin, 2012)
- Season passing touchdowns - 29 (24; Daryll Clark, 2009 & McGloin, 2012)
- Season total offense - 3,979 (3,215; McGloin, 2012)
- Season touchdowns responsible for - 36 (31; Clark, 2009)
- Consecutive games with a TD pass in a season - 14 (12; McGloin, 2012)
- Consecutive games with a TD pass over multiple seasons - 16 (14; Kerry Collins, 1993-94)
- 300-yard passing games in a season - 5 (4; McGloin, 2012 & Christian Hackenberg, 2013 & 2014)
- 200-yard passing games in a season - 11 (tied record set by McGloin in 2012)

SAQUON BARKLEY

- Sophomore season rushing yards - 1,496 (1,236; Evan Royster, 2008)
- Receiving yards by a RB in a season - 402 (349; Larry Johnson, 2002)
- All-purpose yards in a game by a sophomore - 306 vs. USC (265; Charlie Pittman vs. West Virginia, 1967)
- Sophomore season all-purpose yards - 1,972 (1,363; Curt Warner, 1980)
- Rushing touchdowns by a sophomore - 18 (13; Bull McCleary, 1907; Harry Robb, 1917 & Curtis Enis, 1996)
- Points in a season by a sophomore - 132 (96; Kevin Kelly, 2006)

TYLER DAVIS

- Field goal accuracy in a season - 91.7 (22-24) (83.3 (10-12); Brett Conway, 1994 & Joe Julius, 2015).
- Consecutive field goals made - 18 (15; Sam Ficken, 2012-13)
- Extra point accuracy in a season - 100.0 (62-62) (tied with eight others)
- Extra point accuracy in a career - 100.0 (80-80) (tied with Herb Menhardt, 54-54 from 1978-80 & Collin Wagner, 83-83 from 2007-10)
- Kicking points in a season - 128 (120; Kevin Kelly, 2008)
- Big Ten record kicking points in a season - 128 (tied record by Ohio State's Sean Nuernberger, 2014)

MIKE GESICKI

- Receiving yards in a season by a TE - 679 (600; Mickey Shuler, 1977)
- Receptions in a season by a TE - 48 (41; Andrew Quarless, 2009)
- Touchdown receptions in a season by a TE - 5 (tied record set by Bob Parsons, 1971; Dan Natale, 1972 & Jesse James, 2012)

BLAKE GILLIKIN

- Freshman season punting yardage average - 42.8 (41.9; Jeremy Kapinos, 2003)
- Freshman game punting yardage average - 50.8 vs. USC (48.8; Chris Gulla vs. Akron, 2014)



NITTANY GREATS

DUO ON BALLOT FOR 2018 COLLEGE FOOTBALL HALL OF FAME CLASS

- First-team All-Americans Kerry Collins and Steve Wisniewski have been selected for the national ballot for the National Football Foundation's College Hall of Fame's Class of 2018. A total of 75 players and six coaches from FBS are on the 2018 ballot.
- They have an opportunity to join 18 former Nittany Lion players and five Penn State coaches who have been inducted into the Hall.
- Also on the ballot is former Nittany Lion student-athlete Glenn Killinger, who is among the candidates for the divisional coach Class of 2018. Killinger was inducted into the Hall of Fame as a player in 1966.
- To be eligible for the Hall of Fame ballot, players must have been named a first-team All-America by a major/national selector as recognized and utilized by the NCAA for their consensus All-America teams; played their last year of intercollegiate football at least 10 years prior to nomination; played within the last 50 years and cannot be currently playing professional football. Once nominated for consideration, all player candidates are submitted to one of eight District Screening Committees, which conducts a vote to determine who will appear on the ballot and represent their respective districts.
- Linebacker Shane Conlan was the most recent Penn State player inductee, entering the Hall in 2014, while running back Curt Warner was enshrined in the Hall of Fame in 2010.
- The announcement of the 2018 class will be made Monday, Jan. 8, 2018, in Atlanta. The city is serving as the host for the CFP National Championship, which will be played later that day at Mercedes-Benz Stadium.
- The Jan. 8 announcement will be televised live, and specific viewing information will be available as the date draws near.
- Collins helped Penn State earn a 40-9 record from 1991-94 and was instrumental in the Nittany Lions earning a 22-2 overall mark (14-2 conference) during their first two years in the Big Ten Conference. The recipient of the 1994 Maxwell Award as the National Player of the Year, he helped Penn State win three New Year's Day bowl games: the 1992 Fiesta, 1994 Citrus and 1995 Rose Bowls.
- Wisniewski was a three-year starter at guard for the Nittany Lions who would go on to become an All-Pro lineman in the NFL. He was one of two sophomores to start on the 1986 National Championship team and he opened holes for two first-team All-America running backs, Blair Thomas (1987) and D.J. Dozier (1986). One of just four Penn State offensive linemen to earn a pair of first-team All-America honors, he was recognized in 1988 by the American Football Coaches (AFCA) and repeated All-America accolades from Sporting News. A 1988 team captain, Wisniewski is one of just two offensive linemen to earn Penn State's team MVP honor since its creation in 1978.
- From Harrisburg, Killinger was a Walter Camp All-American at quarterback for the Nittany Lions in 1921. He coached at Dickinson (1922), Rensselaer (1927-32), Moravian (1933) and West Chester (1934-41, 45-59). Killinger is the winningest coach in West Chester history and is a member of the Pennsylvania Sports Hall of Fame. He died in 1988.

BARKLEY TABBED ALL-AMERICAN

- Saquon Barkley was named to the Sporting News All-America second team and the Associated Press, Athlon and Phil Steele All-America third teams in 2016.
- He is the first Penn State running back to garner All-America accolades since Larry Johnson captured first team laurels in 2002.
- He is also the first offensive player to take home All-America honors since Allen Robinson (first team) and John Urschel (third team) in 2013.

BARKLEY CLAIMS B1G AWARDS

- Saquon Barkley was the 2016 Graham-George Big Ten Offensive Player of the Year and the 2016 Ameche-Dayne Big Ten Running Back of the Year.
- Barkley is the fourth Lion to win Big Ten Offensive Player of the Year honors, joining Kerry Collins (1994), Curtis Enis (1997) and Michael Robinson (2005).
- Barkley is the first Penn State player to win Running Back of the Year (award established in 2011) and the first sophomore to win it in Big Ten history.
- Barkley is the eighth sophomore to win Offensive Player of the Year in Big Ten history, most recently by Ohio State's Braxton Miller in 2012.
- He is one of 17 running backs to win Offensive Player of the Year in Big Ten history.
- Barkley is the third-straight running back to win Offensive Player of the Year (Melvin Gordon, WIS; Ezekiel Elliott, OSU).

McSORLEY = McRECORDS

- In addition to setting Penn State records for passing yards in a season, passing touchdowns in a season and total offense in a season, Trace McSorley ranks sixth on Penn State's single-season pass completions list (224) and fifth in season pass attempts (387).
- McSorley had one of the most productive games by a Nittany Lion ever against Minnesota. He accounted for 408 yards of total offense -- 335 passing and 74 rushing -- to mark the third-highest total in school history. It was the most yards of total offense since Christian Hackenberg posted a school-record 454 yards against UCF in the 2014 Croke Park Classic vs. UCF. McSorley also had his longest career completion, an 80-yard touchdown to Irvin Charles.
- McSorley set Big Ten Championship Game records for passing yards (384) and passing touchdowns (4).
- He became the first Penn State quarterback with three consecutive games with both a rushing touchdown and passing touchdown since Matt McGloin in 2012 (vs. Temple, at Illinois, vs. Northwestern).
- McSorley had four passing touchdowns in each of the final three games of the season. He joins Todd Blackledge (1982 -- vs. Temple, Maryland, Rutgers) as the only Penn State quarterback to have at least four passing scores in three-straight games.

See Records Watch on Pages 26-28

B1G DEFENSIVE PERFORMANCES

- Penn State did not allow a touchdown in its last two regular-season B1G games (Michigan State and Rutgers). The Lions yielded four field goals in the first half against Michigan State and shutout Rutgers.
- It was the first time since 2009 that PSU had held teams without a TD in back-to-back games. It held Eastern Illinois to three points (Oct. 10, 52-3) before shutting out Minnesota (Oct. 17, 20-0) on Homecoming.
- Moreover, the last time Penn State held back-to-back Big Ten opponents without a touchdown was in 2006: Illinois (Oct. 21, 26-12) and at Purdue (Oct. 28, 12-0).
- Penn State shutout Rutgers 39-0 for its first shutout since a 39-0 home victory over Illinois in 2015. The last time Penn State shutout an opponent in back-to-back seasons was 2009 and 2010.
- The 39-point shutout win was Penn State's largest road shutout victory since joining the Big Ten in 1993 and the largest road shutout since 1973 (Navy, 39-0).
- It was Penn State's seventh Big Ten shutout (against 6 different teams) and the first time doing so in consecutive seasons:

Big Ten Shutouts

1993, 31-0 at Iowa
1998, 27-0 vs. Illinois
2002, 49-0 vs. Northwestern
2006, 12-0 at Purdue
2009, 20-0 vs. Minnesota
2015, 39-0 vs. Illinois
2016, 39-0 at Rutgers

- The Nittany Lions allowed just 87 yards of offense to the Scarlet Knights, the fewest given up in a Big Ten game by a Penn State team and the fewest in a game overall since giving up 74 yards versus Temple in 2006.
- Penn State gave up just five first downs to Rutgers, the fewest surrendered in a B1G game in program history. The five first downs allowed were the fewest in any game since giving up two versus Temple in 2006.

DEPTH CHART

OFFENSE

Wide Receiver (X)

84	Juwan Johnson	(6-4, 226, Jr./So.)
11	Irvin Charles	(6-4, 217, Jr./So.)
87	Dae'Lun Darien	(6-4, 210, So./Fr.)

Tight End

88	Mike Gesicki	(6-6, 250, Sr./Sr.)
18	Jonathan Holland	(6-4, 248, Jr./So.)
83	Nick Bowers	(6-4, 268, Jr./So.) OR
89	Tom Pancoast	(6-3, 242, 5th/Sr.)

Left Tackle

52	Ryan Bates	(6-4, 312, Jr./So.)
71	Will Fries	(6-6, 305, So./Fr.)
76	Sterling Jenkins	(6-8, 336, Jr./So.)

Left Guard

74	Steven Gonzalez	(6-4, 341, Jr./So.)
73	Mike Miranda	(6-3, 303, Fr./Fr.)
61	C.J. Thorpe	(6-3, 329, Fr./Fr.)

Center

66	Connor McGovern	(6-5, 312, So./So.)
64	Zach Simpson	(6-3, 301, Jr./So.)
73	Mike Miranda	(6-3, 303, Fr./Fr.)

Right Guard

70	Brendan Mahon	(6-4, 318, 5th/Sr.)
62	Michal Menet	(6-4, 301, So./Fr.)
79	Charlie Shuman	(6-8, 316, Sr./Sr.)

Right Tackle

77	Chasz Wright	(6-7, 358, Sr./Jr.) OR
59	Andrew Nelson	(6-6, 305, Gr./Sr.)
51	Alex Gellerstedt	(6-6, 304, So./Fr.)

Wide Receiver (H)

5	DaeSean Hamilton	(6-1, 206, Gr./Sr.)
10	Brandon Polk	(5-9, 175, Jr./So.)
1	KJ Hamler	(5-9, 172, Fr./Fr.)

Wide Receiver (Z)

3	DeAndre Thompkins	(5-11, 187, Sr./Jr.)
13	Saeed Blacknall	(6-3, 217, Sr./Sr.)
12	Mac Hippenhammer	(5-11, 178, Fr./Fr.)

Quarterback

9	Trace McSorley	(6-0, 195, Sr./Jr.)
2	Tommy Stevens	(6-5, 228, Jr./So.)
14	Sean Clifford	(6-2, 210, Fr./Fr.)

Running Back

26	Saquon Barkley	(5-11, 230, Jr./Jr.)
6	Andre Robinson	(5-9, 223, Jr./So.) OR
24	Miles Sanders	(5-11, 215, So./So.) OR
8	Mark Allen	(5-6, 180, Sr./Jr.)

DEFENSE

Defensive End

48	Shareef Miller	(6-5, 257, Jr./So.)
97	Ryan Buchholz	(6-6, 275, Jr./So.)
18	Shaka Toney	(6-3, 233, So./Fr.)

Defensive Tackle

52	Curtis Cothran	(6-5, 301, Gr./Sr.)
30	Kevin Givens	(6-1, 287, Jr./So.)
42	Ellison Jordan	(6-0, 293, So./Fr.) OR
55	Antonio Shelton	(6-2, 302, So./Fr.)

Defensive Tackle

41	Parker Cothren	(6-4, 304, Gr./Sr.)
54	Robert Windsor	(6-4, 303, Jr./So.)
56	Tyrell Chavis	(6-3, 308, Sr./Sr.)

Defensive End

19	Torrence Brown	(6-3, 257, Sr./Jr.)
46	Colin Castagna	(6-4, 257, Jr./Jr.)
34	Shane Simmons	(6-3, 250, So./Fr.)

Will Linebacker

43	Manny Bowen	(6-1, 226, Jr./Jr.)
6	Cam Brown	(6-5, 227, So./So.)

Middle Linebacker

40	Jason Cabinda	(6-1, 234, Sr./Sr.)
47	Brandon Smith	(6-0, 231, Gr./Sr.)

Sam Linebacker

7	Koa Farmer	(6-1, 237, Sr./Jr.)
9	Jarvis Miller	(6-2, 222, Jr./So.)

Boundary Cornerback

1	Christian Campbell	(6-1, 194, Sr./Sr.)
5	Tariq Castro-Fields	(6-0, 185, Fr./Fr.)
38	Lamont Wade	(5-9, 196, Fr./Fr.)

Free Safety

2	Marcus Allen	(6-2, 207, Sr./Sr.)
4	Nick Scott	(5-11, 199, Sr./Jr.)

Strong Safety

28	Troy Apke	(6-1, 198, Sr./Sr.)
23	Ayron Monroe	(5-11, 207, Jr./So.)
17	Garrett Taylor	(6-0, 197, Jr./So.)

Field Cornerback

15	Grant Haley	(5-9, 190, Sr./Sr.)
21	Amani Oruwariye	(6-1, 209, Sr./Jr.)
14	Zech McPhearson	(5-11, 182, So./Fr.)

SPECIAL TEAMS

Punter

93	Blake Gillikin	(6-2, 195, So./So.)
92	Daniel Pasquariello	(6-1, 201, Sr./Sr.)
97	Carson Landis	(6-2, 198, Fr./Fr.)

Kicker

95	Tyler Davis	(5-11, 183, 5th/Sr.)
90	Alex Barbir	(5-9, 193, So./Fr.)
97	Carson Landis	(6-2, 198, Fr./Fr.)

Holder

16	Billy Fessler	(5-11, 181, Sr./Jr.)
92	Daniel Pasquariello	(6-1, 201, Sr./Sr.)
93	Blake Gillikin	(6-2, 195, So./So.)

Long Snapper

96	Kyle Vasey	(6-2, 234, Sr./Jr.)
36	Jan Johnson	(6-2, 234, Jr./So.)
94	Joe Calcagno	(6-0, 253, Fr./Fr.)

Kickoff Returners

26	Saquon Barkley	(5-11, 230, Jr./Jr.)
24	Miles Sanders	(5-11, 215, So./So.)
10	Brandon Polk	(5-9, 175, Jr./So.)

Punt Returners

3	DeAndre Thompkins	(5-11, 187, Sr./Jr.)
28	Troy Apke	(6-1, 198, Sr./Sr.)
39	Josh McPhearson	(5-10, 197, 5th/Sr.)

PRONUNCIATIONS

Troy Apke	Troy App-KEY
Saquon Barkley	SAY-kwon Barkley
Saeed Blacknall	Sah-eed Black-NALL
Ryan Buchholz	Ryan BUCK-holez
Colin Castagna	Colin CAST-on-yah (like lasagna)
Tariq Castro-Fields	TUH-reek Castro-Fields
Tyrell Chavis	TIE-rell CHAY-viss
Curtis Cothran	Curtis CAW-thren
Parker Cothren	Parker CAW-thren
Dae'Lun Darien	DAY-lawn Darien
Yetur Gross-Matos	E-tore Gross-Mah-tose
Brelin Faison-Walden	BREY-lynn FACE-in Walden
Koa Farmer	CO-uh Farmer
Will Fries	.Will FRY-z
Mike Gesicki	Mike Guh-sick-E
DaeSean Hamilton	DAY-shawn Hamilton
Fred Hansard	Hann-SARD
Brendan Mahon	Brendan MANN
Zech McPhearson	Zack McPhearson
Michael Menet	Michael men-NET
Ayron Monroe	.AIR-en Monroe
Amani Oruwariye	UH-monn-E O-rue-waar-ee-A
Daniel Pasquariello	Daniel pass-KAH-rello
Kyle Vasey	.VAY-see
Chris Welde	.Chris WELL-dee
Jake Zembiac	Jake ZEM-beck

ASSISTANT COACHES



Brent Pry
Assoc. Head Coach/
Def. Coord./LBs
Field



Joe Moorhead
Off. Coord./
Quarterbacks
Field



Charles Huff
Special Teams Coord./
Running Backs
Field



Tim Banks
Co-Def. Coord./
Safeties
Booth



Josh Gattis
Asst. Special Teams
Coord./Wide Receivers
Field



Matt Limegrover
Offensive Line
Field



Ricky Rahne
Pass Game Coord./
Tight Ends
Booth



Terry M. Smith
Asst. Head Coach/
Cornerbacks
Field



Sean Spencer
Run Game Coord./
Defensive Line
Field



NUMERICAL ROSTER

NO.	NAME	POS.	CL./EL.	HT.	WT.	HIGH SCHOOL/COACH	HOMETOWN
1	Campbell, Christian ***	CB	Sr./Sr.	6-1	194	Central/Woodrow Lowe	Phenix City, Ala.
1	Hamler, KJ	WR	Fr./Fr.	5-9	172	IMG Academy (Fla.)/Kevin Wright	Pontiac, Mich.
2	Allen, Marcus ***	S	Sr./Sr.	6-2	207	Dr. Henry A. Wise, Jr./Dalawn Parrish	Upper Marlboro, Md.
2	Stevens, Tommy	QB	Jr./So.	6-5	228	Decatur Central/Justin Dixon	Indianapolis, Ind.
3	Johnson, Donovan	CB	Fr./Fr.	5-9	180	Cass Tech/Thomas Wilcher	Detroit, Mich.
3	Thompkins, DeAndre **	WR	Sr./Jr.	5-11	187	Swansboro/Tim Laspada	Hubert, N.C.
4	Scott, Nick **	S	Sr./Jr.	5-11	199	Fairfax/Kevin Simonds	Fairfax, Va.
5	Castro-Fields, Tariq	CB	Fr./Fr.	6-0	185	Riverdale Baptist School/Caesar Nettles	Upper Marlboro, Md.
5	Hamilton, DaeSean ***	WR	Gr./Sr.	6-1	206	Mountain View/Lou Sorrentino	Fredericksburg, Va.
6	Brown, Cam *	LB	So./So.	6-5	227	The Bullis School/Patrick Cilento	Burtonsville, Md.
6	Robinson, Andre	RB	Jr./So.	5-9	223	Bishop McDevitt/Jeff Weachter	Mechanicsburg, Pa.
7	Farmer, Koa **	LB	Sr./Jr.	6-1	237	Notre Dame/Kevin Rooney	Lake View Terrace, Calif.
7	Zembiec, Jake	QB	So./Fr.	6-3	219	Aquinas Institute/Chris Battaglia	Rochester, N.Y.
8	Allen, Mark *	RB	Sr./Jr.	5-6	180	DeMatha/Elijah Brooks	Hyattsville, Md.
9	McSorley, Trace **	QB	Sr./Jr.	6-0	195	Briar Woods/Charlie Pierce	Ashburn, Va.
9	Miller, Jarvis *	LB	Jr./So.	6-2	222	Windsor Locks/Suffield/East Granby/Jason Qua	Suffield, Conn.
10	Polk, Brandon *	WR	Jr./So.	5-9	175	Briar Woods/Charlie Pierce	Ashburn, Va.
11	Charles, Irvin *	WR	Jr./So.	6-4	217	Paul VI/John Doherty	Sicklerville, N.J.
12	Davis, Desi	CB	Sr./Jr.	5-11	181	Harriton/Matthew Bahr	Ardmore, Pa.
12	Hippenhammer, Mac	WR	Fr./Fr.	5-11	178	R. Nelson Snider/Kurt Tippmann	Fort Wayne, Ind.
13	Blacknall, Saeed ***	WR	Sr./Sr.	6-3	217	Manalapan/Ed Gurrieri	Manalapan, N.J.
13	Brooks, Ellis	LB	Fr./Fr.	6-1	235	Benedictine College Prep/Greg Lilly	Mechanicsville, Va.
14	Clifford, Sean	QB	Fr./Fr.	6-2	210	Saint Xavier/Steve Specht	Cincinnati, Ohio
14	McPhearson, Zech	CB	So./Fr.	5-11	182	Riverdale Baptist School/Caesar Nettles	Columbia, Md.
15	Haley, Grant ***	CB	Sr./Sr.	5-9	190	The Lovett School/Mike Muschamp	Atlanta, Ga.
15	Shuster, Michael	QB	So./Fr.	6-2	209	Camp Hill/Frank Gay	Camp Hill, Pa.
16	Fessler, Billy	QB	Sr./Jr.	5-11	181	Erie Cathedral Prep/Mike Mischler	Erie, Pa.
16	Petrishen, John	S	Jr./So.	6-0	211	Pittsburgh Central Catholic/Terry Totten	Lower Burrell, Pa.
17	Taylor, Garrett *	S	Jr./So.	6-0	197	Saint Christopher's/Lance Clelland	Richmond, Va.
18	Holland, Jonathan *	TE/H	Jr./So.	6-4	248	The Bullis School/Patrick Cilento	Brandywine, Md.
18	Toney, Shaka	DE	So./Fr.	6-3	233	Imhotep Charter/Albie Crosby	Philadelphia, Pa.
19	Brown, Torrence **	DE	Sr./Jr.	6-3	257	Tuscaloosa Academy/Robert Johnson	Tuscaloosa, Ala.
20	Butler, Jabari	CB	Jr./Jr.	5-11	181	Abilene Christian University/Ken Collums	Potomac, Md.
20	Thomas, Johnathan	RB	Sr./Jr.	5-11	216	St. John's Prep/Jim O'Leary	Peabody, Mass.
21	Oruwariye, Amani **	CB	Sr./Jr.	6-1	209	Gaither/Jason Stokes	Tampa, Fla.
23	Monroe, Ayron *	S	Jr./So.	5-11	207	Saint Johns College H.S./Joe Patterson	Largo, Md.
24	Brown, DJ	CB	Fr./Fr.	5-10	183	Creekside/Will Rogers	College Park, Ga.
24	Sanders, Miles *	RB	So./So.	5-11	215	Woodland Hills/George Novak	Pittsburgh, Pa.
25	Faison-Walden, Brelin	LB	Fr./Fr.	6-1	212	Grimsley/Darrel Brown	Greensboro, N.C.
26	Barkley, Saquon **	RB	Jr./Jr.	5-11	230	Whitehall/Brian Gilbert	Coplay, Pa.
26	Sutherland, Jonathan	S	Fr./Fr.	5-11	200	Episcopal (Va.)/Panos Voulgaris	Ottawa, Ontario, Canada
28	Apke, Troy ***	S	Sr./Sr.	6-1	198	Mount Lebanon/Mike Melnyk	Mt. Lebanon, Pa.
29	Reid, John **	CB	Jr./Jr.	5-10	187	St. Joseph's Prep (Pa.)/Gabe Infante	Mount Laurel, N.J.
30	Givens, Kevin *	DT	Jr./So.	6-1	287	Altoona Area/John Franco	Altoona, Pa.
31	Welde, Christopher	WR	Jr./So.	5-7	167	Council Rock North/Adam Collachi	Newtown, Pa.
32	Brown, Journey	RB	Fr./Fr.	5-11	200	Meadville/Ray Collins	Meadville, Pa.
32	Vallone, Mitchell	S	Sr./Sr.	5-9	201	Elk County Catholic/Travis Skrzypek	Johnsonburg, Pa.
33	Cooper, Jake **	LB	Jr./Jr.	6-1	234	Archbishop Wood/Steve Devlin	Doylestown, Pa.
34	Simmons, Shane	DE	So./Fr.	6-3	250	DeMatha/Elijah Brooks	Laurel, Md.
35	Neff, Justin	S	Fr./Fr.	6-1	187	Central Mountain/James Renninger	Mill Hall, Pa.
36	Johnson, Jan	LB	Jr./So.	6-2	234	Governor Mifflin/Dominic Vecchio	Mohnton, Pa.
37	Hartlaub, Drew	S	Fr./Fr.	5-11	180	South Western/Chris Heilman	Hanover, Pa.
38	Wade, Lamont	CB	Fr./Fr.	5-9	196	Clairton/Wayne Wade	Clairton, Pa.
39	Di Leo, Frank	LB	Jr./So.	5-9	222	Saint Ignatius College Prep/John O'Connor	Elmhurst, Ill.
39	McPhearson, Josh	RB	Sr./Sr.	5-10	197	Annapolis Area Christian/Ken Lucas	Columbia, Md.
40	Cabinda, Jason ***	LB	Sr./Sr.	6-1	234	Hunterdon Central/Matthew Perotti	Flemington, N.J.
40	Eury, Nick	RB	So./Fr.	5-9	207	Lake-Lehman/Jerry Gilsky	Shavertown, Pa.
41	Arcangelo, Joe	TE	Jr./So.	6-4	252	Abington Heights/Joe Repshis	Clarks Summit, Pa.
41	Cothren, Parker ***	DT	Gr./Sr.	6-4	304	Hazel Green/Matthew Putnam	Huntsville, Ala.
42	Jordan, Ellison	DT	So./Fr.	6-0	293	Gilman School/Biff Poggi	Upper Marlboro, Md.
43	Bowen, Manny **	LB	Jr./Jr.	6-1	226	Barneget/Rob Davis	Barneget, N.J.
44	Franklin, Brailyn	LB	Fr./Fr.	6-2	204	Battlefield (Va.)/Jared Van Acker	Arlington, Texas
45	DuMond, Joe	LB	So./So.	5-11	241	St. Joseph's Prep/Gabe Infante	Philadelphia, Pa.
46	Castagna, Colin	DE	Jr./Jr.	6-4	257	Barrington/Joe Sanchez	Barrington, Ill.
47	Blair, Will	LB	So./Fr.	5-11	219	Hempfield/Ron Zeiber	Lancaster, Pa.
47	Smith, Brandon *	LB	Gr./Sr.	6-0	231	Lewisburg/Jeremy Winn	Winfield, Pa.
48	Miller, Shareef *	DE	Jr./So.	6-5	257	George Washington/Ronald Cohen	Philadelphia, Pa.
49	Joseph, Daniel	DE	So./Fr.	6-3	250	Lake Forest Academy (Ill.)/Robin Bowkett	Brampton, Ontario, Canada
50	Chizmar, Max	LB	Fr./Fr.	6-2	221	Mars Area/Scott Heinauer	Mars, Pa.



NUMERICAL ROSTER [CONT.]

NO.	NAME	POS.	CL./EL.	HT.	WT.	HIGH SCHOOL/COACH	HOMETOWN
51	Gellerstedt, Alex	OL	So./Fr.	6-6	304	Dublin Coffman/Mark Crabtree	Dublin, Ohio
51	Vranic, Jason	LB	Sr./Jr.	6-0	222	Erie C.C./Scott Pilkey	Wheatfield, N.Y.
52	Bates, Ryan *	OL	Jr./So.	6-4	312	Archbishop Wood/Steve Devlin	Warrington, Pa.
52	Cothran, Curtis **	DT	Gr./Sr.	6-5	301	Council Rock North/Adam Collachi	Newtown, Pa.
53	Hansard, Fred	DT	Fr./Fr.	6-3	310	The Hun School/Todd Smith	Burlington, N.J.
54	Windsor, Robert *	DT	Jr./So.	6-4	303	Fond Du Lac/Mike Gnewuch	Fond Du Lac, Wis.
55	Shelton, Antonio	DT	So./Fr.	6-2	302	Westerville-North/Rodger Elander	Westerville, Ohio
56	Chavis, Tyrell *	DT	Sr./Sr.	6-3	308	Nassau C.C./Joe Osovet	Richmond, Va.
58	Presta, Evan	DT	Fr./Fr.	6-3	266	Cathedral Prep/Mike Mischler	Erie, Pa.
59	Nelson, Andrew ***	OL	Gr./Sr.	6-6	305	Hershey/Mark Painter	Hershey, Pa.
61	Thorpe, C.J.	OL	Fr./Fr.	6-3	329	Central Catholic/Terry Totten	Glenshaw, Pa.
62	Menet, Michal	OL	So./Fr.	6-4	301	Exeter Township Senior/Matt Bauer	Birdsboro, Pa.
64	Simpson, Zach *	OL	Jr./So.	6-3	301	Holidaysburg Area/Homer DeLattre	Holidaysburg, Pa.
65	McCracken, Crae	OL	Fr./Fr.	6-2	280	Loyalsock Township/Justin Van Fleet	Williamsport, Pa.
66	McGovern, Connor *	OL	So./So.	6-5	312	Lake-Lehman/Jerry Gilsky	Larksville, Pa.
68	Kelly, Hunter	OL	So./Fr.	6-2	300	Neshaminy/Steve Wilmot	Langhorne, Pa.
70	Mahon, Brendan ***	OL	Sr./Sr.	6-4	318	Randolph/Joe Lusardi	Randolph, N.J.
71	Fries, Will	OL	So./Fr.	6-6	305	Cranford/Erik Rosenmeier	Cranford, N.J.
72	Martin, Robbie	OL	Fr./Fr.	6-4	284	Saint Joseph Regional/Augie Hoffmann	Sparta, N.J.
73	Miranda, Mike	OL	Fr./Fr.	6-3	303	Stow-Munroe Falls/Mark Nori	Stow, Ohio
74	Gonzalez, Steven *	OL	Jr./So.	6-4	341	Union City/Wil Valdez	Union City, N.J.
75	Holmes, Des	OL	Fr./Fr.	6-5	319	Cardinal O'Hara/BJ Hogan	Norristown, Pa.
76	Jenkins, Sterling	OL	Jr./So.	6-8	336	Baldwin/Pete Wagner	Pittsburgh, Pa.
77	Wright, Chasz **	OL	Sr./Jr.	6-7	358	Milford Academy/Bill Chaplick	Woodbridge, Va.
79	Shuman, Charlie	OL	Sr./Jr.	6-8	316	Pittsford Sutherland/Keith Molinich	Pittsford, N.Y.
80	Dalton, Danny	TE/H	So./Fr.	6-4	234	Marshfield/Lou Silva	Marshfield, Mass.
80	Weller, Justin	WR	Fr./Fr.	6-0	187	Wilson/Doug Dahms	Sinking Spring, Pa.
81	Sullivan-Brown, Cam	WR	Fr./Fr.	6-0	187	Saint Vincent Pallotti/Ian Thomas	Bowie, Md.
82	Shoop, Tyler	WR	Jr./So.	5-11	185	Father Ryan/Bruce Lussier	Nashville, Tenn.
83	Bowers, Nick	TE/H	Jr./So.	6-4	268	Kittanning Senior/Frank Fabian	Kittanning, Pa.
83	Hoensline, Alex	WR	Fr./Fr.	6-1	178	Central/Dave Baker	East Freedom, Pa.
84	Johnson, Juwan *	WR	Jr./So.	6-4	226	Glassboro/Mark Maccarone	Glassboro, N.J.
85	Lutz, Isaac	WR	So./Fr.	5-11	181	Berks Catholic/Rick Keeley	Reading, Pa.
86	Hodgens, Cody	WR	Gr./Sr.	5-7	173	Robinson/Mike DePue	Wesley Chapel, Fla.
87	Darien, Dae'Lun	WR	So./Fr.	6-4	210	Dunbar/Lawrence Smith	Baltimore, Md.
88	Gesicki, Mike ***	TE/H	Sr./Sr.	6-6	250	Southern Regional/Chuck Donahue	Manahawkin, N.J.
89	Maxwell, Colton	WR	So./Fr.	6-0	190	Northampton/Mark Scisly	Northampton, Pa.
89	Pancoast, Tom *	TE/H	Sr./Sr.	6-3	242	Unionville/Pat Clark	West Chester, Pa.
90	Barber, Damion	DE	Fr./Fr.	6-3	245	Harrisburg/Calvin Everett	Harrisburg, Pa.
90	Barbir, Alex	K	So./Fr.	5-9	193	South Forsyth/Jeff Arnette	Cumming, Ga.
91	Monk, Ryan	DT	Jr./So.	6-1	282	Dallas/Bob Zaruta	Dallas, Pa.
91	Stoll, Chris	SN	Fr./Fr.	6-2	251	St. Francis DeSales/Ryan Wiggins	Westerville, Ohio
92	Bolds, Corey	DT	Fr./Fr.	6-3	285	Paramus Catholic/Dan Sabella	Paterson, N.J.
92	Pasquariello, Daniel **	P	Gr./Sr.	6-1	201	Xavier College HS/--	Melbourne, Victoria, Australia
93	Gillikin, Blake *	P/K	So./So.	6-2	195	The Westminster Schools/Gerry Romberg	Smyrna, Ga.
94	Calcagno, Joe	SN	Fr./Fr.	6-0	253	Fenwick/Gene Nudo	Elmhurst, Ill.
95	Davis, Tyler **	K/P	Sr./Sr.	5-11	183	North/--	St. Charles, Ill.
96	Iyke, Immanuel	DT	Jr./So.	6-2	298	Parsippany Hills/Dave Albano	Hackettstown, N.J.
96	Vasey, Kyle	SN	Sr./Jr.	6-2	234	Wallenpaupack/Mark Watson	Hawley, Pa.
97	Buchholz, Ryan *	DE	Jr./So.	6-6	275	Great Valley/Dan Ellis	Malvern, Pa.
97	Landis, Carson	K/P	Fr./Fr.	6-2	198	Emmaus/Harold Fairclough	Macungie, Pa.
98	Vasey, Dan	DL/LS	Fr./Fr.	6-4	250	Wallenpaupack/Mark Watson	Lackawaxen, Pa.
98	Curry, Mike	LS	Jr./Jr.	6-0	230	Phillipsburg/Ryan Ditze	Phillipsburg, N.J.
99	Gross-Matos, Yetur	DE	Fr./Fr.	6-5	248	Chancellor/Bob Oliver	Spotsylvania, Va.
99	DeAngelis, Nick	K	Jr./Jr.	5-8	160	Ramsey/Vic Tribuzio	Ramsey, N.J.

* - Letters won

^ - 5th-year senior



ALPHABETICAL ROSTER

NO.	NAME	POS.	CL./EL.	HT.	WT.	HIGH SCHOOL/COACH	HOMETOWN
2	Allen, Marcus ***	S	Sr./Sr.	6-2	207	Dr. Henry A. Wise, Jr./Dalawn Parrish	Upper Marlboro, Md.
8	Allen, Mark *	RB	Sr./Jr.	5-6	180	DeMatha/Elijah Brooks	Hyattsville, Md.
28	Apke, Troy ***	S	Sr./Sr.	6-1	198	Mount Lebanon/Mike Melnyk	Mt. Lebanon, Pa.
41	Arcangelo, Joe	TE	Jr./So.	6-4	252	Abington Heights/Joe Repshis	Clarks Summit, Pa.
90	Barber, Damion	DE	Fr./Fr.	6-3	245	Harrisburg/Calvin Everett	Harrisburg, Pa.
90	Barbir, Alex	K	So./Fr.	5-9	193	South Forsyth/Jeff Arnette	Cumming, Ga.
26	Barkley, Saquon **	RB	Jr./Jr.	5-11	230	Whitehall/Brian Gilbert	Coplay, Pa.
52	Bates, Ryan *	OL	Jr./So.	6-4	312	Archbishop Wood/Steve Devlin	Warrington, Pa.
13	Blacknall, Saeed ***	WR	Sr./Sr.	6-3	217	Manalapan/Ed Gurrieri	Manalapan, N.J.
47	Blair, Will	LB	So./Fr.	5-11	219	Hempfield/Ron Zeiber	Lancaster, Pa.
92	Bolds, Corey	DT	Fr./Fr.	6-3	285	Paramus Catholic/Dan Sabella	Paterson, N.J.
43	Bowen, Manny **	LB	Jr./Jr.	6-1	226	Barnegat/Rob Davis	Barnegat, N.J.
83	Bowers, Nick	TE/H	Jr./So.	6-4	268	Kittanning Senior/Frank Fabian	Kittanning, Pa.
13	Brooks, Ellis	LB	Fr./Fr.	6-1	235	Benedictine College Prep/Greg Lilly	Mechanicsville, Va.
6	Brown, Cam *	LB	So./So.	6-5	227	The Bullis School/Patrick Cilento	Burtonsville, Md.
24	Brown, DJ	CB	Fr./Fr.	5-10	183	Creekside/Will Rogers	College Park, Ga.
32	Brown, Journey	RB	Fr./Fr.	5-11	200	Meadville/Ray Collins	Meadville, Pa.
19	Brown, Torrence **	DE	Sr./Jr.	6-3	257	Tuscaloosa Academy/Robert Johnson	Tuscaloosa, Ala.
97	Buchholz, Ryan *	DE	Jr./So.	6-6	275	Great Valley/Dan Ellis	Malvern, Pa.
20	Butler, Jabari	CB	Jr./Jr.	5-11	181	Abilene Christian University/Ken Collums	Potomac, Md.
40	Cabinda, Jason ***	LB	Sr./Sr.	6-1	234	Hunterdon Central/Matthew Perotti	Flemington, N.J.
94	Calcagno, Joe	SN	Fr./Fr.	6-0	253	Fenwick/Gene Nudo	Elmhurst, Ill.
1	Campbell, Christian ***	CB	Sr./Sr.	6-1	194	Central/Woodrow Lowe	Phenix City, Ala.
46	Castagna, Colin	DE	Jr./Jr.	6-4	257	Barrington/Joe Sanchez	Barrington, Ill.
5	Castro-Fields, Tariq	CB	Fr./Fr.	6-0	185	Riverdale Baptist School/Caesar Nettles	Upper Marlboro, Md.
11	Charles, Irvin *	WR	Jr./So.	6-4	217	Paul VI/John Doherty	Sicklerville, N.J.
56	Chavis, Tyrell *	DT	Sr./Sr.	6-3	308	Nassau C.C./Joe Osovet	Richmond, Va.
50	Chizmar, Max	LB	Fr./Fr.	6-2	221	Mars Area/Scott Heinauer	Mars, Pa.
14	Clifford, Sean	QB	Fr./Fr.	6-2	210	Saint Xavier/Steve Specht	Cincinnati, Ohio
33	Cooper, Jake **	LB	Jr./Jr.	6-1	234	Archbishop Wood/Steve Devlin	Doylestown, Pa.
52	Cothran, Curtis **	DT	Gr./Sr.	6-5	301	Council Rock North/Adam Collachi	Newtown, Pa.
41	Cothren, Parker ***	DT	Gr./Sr.	6-4	304	Hazel Green/Matthew Putnam	Huntsville, Ala.
98	Curry, Mike	LS	Jr./Jr.	6-0	230	Phillipsburg/Ryan Ditze	Phillipsburg, N.J.
80	Dalton, Danny	TE/H	So./Fr.	6-4	234	Marshfield/Lou Silva	Marshfield, Mass.
87	Darien, Dae'Lun	WR	So./Fr.	6-4	210	Dunbar/Lawrence Smith	Baltimore, Md.
12	Davis, Desi	CB	Sr./Jr.	5-11	181	Harriton/Matthew Bahr	Ardmore, Pa.
95	Davis, Tyler **	K/P	Sr./Sr.	5-11	183	North/--	St. Charles, Ill.
39	Di Leo, Frank	LB	Jr./So.	5-9	222	Saint Ignatius College Prep/John O'Connor	Elmhurst, Ill.
99	DeAngelis, Nick	K	Jr./Jr.	5-8	160	Ramsey/Vic Tribuzio	Ramsey, N.J.
45	DuMond, Joe	LB	So./So.	5-11	241	St. Joseph's Prep/Gabe Infante	Philadelphia, Pa.
40	Eury, Nick	RB	So./Fr.	5-9	207	Lake-Lehman/Jerry Gilsky	Shavertown, Pa.
25	Faison-Walden, Brelan	LB	Fr./Fr.	6-1	212	Grimsley/Darrel Brown	Greensboro, N.C.
7	Farmer, Koa **	LB	Sr./Jr.	6-1	237	Notre Dame/Kevin Rooney	Lake View Terrace, Calif.
16	Fessler, Billy	QB	Sr./Jr.	5-11	181	Erie Cathedral Prep/Mike Mischler	Erie, Pa.
44	Franklin, Brailyn	LB	Fr./Fr.	6-2	204	Battlefield (Va.)/Jared Van Acker	Arlington, Texas
71	Fries, Will	OL	So./Fr.	6-6	305	Cranford/Erik Rosenmeier	Cranford, N.J.
51	Gellerstedt, Alex	OL	So./Fr.	6-6	304	Dublin Coffman/Mark Crabtree	Dublin, Ohio
88	Gesicki, Mike ***	TE/H	Sr./Sr.	6-6	250	Southern Regional/Chuck Donahue	Manahawkin, N.J.
93	Gillikin, Blake *	P/K	So./So.	6-2	195	The Westminster Schools/Gerry Romberg	Smyrna, Ga.
30	Givens, Kevin *	DT	Jr./So.	6-1	287	Altoona Area/John Franco	Altoona, Pa.
74	Gonzalez, Steven *	OL	Jr./So.	6-4	341	Union City/Wil Valdez	Union City, N.J.
99	Gross-Matos, Yetur	DE	Fr./Fr.	6-5	248	Chancellor/Bob Oliver	Spotsylvania, Va.
15	Haley, Grant ***	CB	Sr./Sr.	5-9	190	The Lovett School/Mike Muschamp	Atlanta, Ga.
5	Hamilton, DaeSean ***	WR	Gr./Sr.	6-1	206	Mountain View/Lou Sorrentino	Fredericksburg, Va.
1	Hamler, KJ	WR	Fr./Fr.	5-9	172	IMG Academy (Fla.)/Kevin Wright	Pontiac, Mich.
53	Hansard, Fred	DT	Fr./Fr.	6-3	310	The Hun School/Todd Smith	Burlington, N.J.
37	Hartlaub, Drew	S	Fr./Fr.	5-11	180	South Western/Chris Heilman	Hanover, Pa.
12	Hippenhammer, Mac	WR	Fr./Fr.	5-11	178	R. Nelson Snider/Kurt Tippmann	Fort Wayne, Ind.
86	Hodgens, Cody	WR	Gr./Sr.	5-7	173	Robinson/Mike DePue	Wesley Chapel, Fla.
83	Hoenstine, Alex	WR	Fr./Fr.	6-1	178	Central/Dave Baker	East Freedom, Pa.
18	Holland, Jonathan *	TE/H	Jr./So.	6-4	248	The Bullis School/Patrick Cilento	Brandywine, Md.
75	Holmes, Des	OL	Fr./Fr.	6-5	319	Cardinal O'Hara/BJ Hogan	Norristown, Pa.
96	Iyke, Immanuel	DT	Jr./So.	6-2	298	Parsippany Hills/Dave Albano	Hackettstown, N.J.
76	Jenkins, Sterling	OL	Jr./So.	6-8	336	Baldwin/Pete Wagner	Pittsburgh, Pa.
3	Johnson, Donovan	CB	Fr./Fr.	5-9	180	Cass Tech/Thomas Wilcher	Detroit, Mich.
36	Johnson, Jan	LB	Jr./So.	6-2	234	Governor Mifflin/Dominic Vecchio	Mohnton, Pa.
84	Johnson, Juwan *	WR	Jr./So.	6-4	226	Glassboro/Mark Maccarone	Glassboro, N.J.
42	Jordan, Ellison	DT	So./Fr.	6-0	293	Gilman School/Biff Poggi	Upper Marlboro, Md.
49	Joseph, Daniel	DE	So./Fr.	6-3	250	Lake Forest Academy (Ill.)/Robin Bowkett	Brampton, Ontario, Canada



ALPHABETICAL ROSTER [CONT.]

NO.	NAME	POS.	CL./EL.	HT.	WT.	HIGH SCHOOL/COACH	HOMETOWN
68	Kelly, Hunter	OL	So./Fr.	6-2	300	Neshaminy/Steve Wilmot	Langhorne, Pa.
97	Landis, Carson	K/P	Fr./Fr.	6-2	198	Emmaus/Harold Fairclough	Macungie, Pa.
85	Lutz, Isaac	WR	So./Fr.	5-11	181	Berks Catholic/Rick Keeley	Reading, Pa.
70	Mahon, Brendan ***	OL	Sr.^/Sr.	6-4	318	Randolph/Joe Lusardi	Randolph, N.J.
72	Martin, Robbie	OL	Fr./Fr.	6-4	284	Saint Joseph Regional/Augie Hoffmann	Sparta, N.J.
89	Maxwell, Colton	WR	So./Fr.	6-0	190	Northampton/Mark Scisly	Northampton, Pa.
65	McCracken, Crae	OL	Fr./Fr.	6-2	280	Loyalsock Township/Justin Van Fleet	Williamsport, Pa.
66	McGovern, Connor *	OL	So./So.	6-5	312	Lake-Lehman/Jerry Gilsky	Larksville, Pa.
39	McPhearson, Josh	RB	Sr.^/Sr.	5-10	197	Annapolis Area Christian/Ken Lucas	Columbia, Md.
14	McPhearson, Zech	CB	So./Fr.	5-11	182	Riverdale Baptist School/Caesar Nettles	Columbia, Md.
9	McSorley, Trace **	QB	Sr./Jr.	6-0	195	Briar Woods/Charlie Pierce	Ashburn, Va.
62	Menet, Michal	OL	So./Fr.	6-4	301	Exeter Township Senior/Matt Bauer	Birdsboro, Pa.
9	Miller, Jarvis *	LB	Jr./So.	6-2	222	Windsor Locks/Suffield/East Granby/Jason Qua	Suffield, Conn.
48	Miller, Shareef *	DE	Jr./So.	6-5	257	George Washington/Ronald Cohen	Philadelphia, Pa.
73	Miranda, Mike	OL	Fr./Fr.	6-3	303	Stow-Munroe Falls/Mark Nori	Stow, Ohio
91	Monk, Ryan	DT	Jr./So.	6-1	282	Dallas/Bob Zaruta	Dallas, Pa.
23	Monroe, Ayron *	S	Jr./So.	5-11	207	Saint Johns College H.S./Joe Patterson	Largo, Md.
35	Neff, Justin	S	Fr./Fr.	6-1	187	Central Mountain/James Renninger	Mill Hall, Pa.
59	Nelson, Andrew ***	OL	Gr./Sr.	6-6	305	Hershey/Mark Painter	Hershey, Pa.
21	Oruwariye, Amani **	CB	Sr./Jr.	6-1	209	Gaither/Jason Stokes	Tampa, Fla.
89	Pancoast, Tom *	TE/H	Sr.^/Sr.	6-3	242	Unionville/Pat Clark	West Chester, Pa.
92	Pasquariello, Daniel **	P	Gr./Sr.	6-1	201	Xavier College HS/--	Melbourne, Victoria, Australia
16	Petrishen, John	S	Jr./So.	6-0	211	Pittsburgh Central Catholic/Terry Totten	Lower Burrell, Pa.
10	Polk, Brandon *	WR	Jr./So.	5-9	175	Briar Woods/Charlie Pierce	Ashburn, Va.
58	Presta, Evan	DT	Fr./Fr.	6-3	266	Cathedral Prep/Mike Mischler	Erie, Pa.
29	Reid, John **	CB	Jr./Jr.	5-10	187	St. Joseph's Prep (Pa.)/Gabe Infante	Mount Laurel, N.J.
6	Robinson, Andre	RB	Jr./So.	5-9	223	Bishop McDevitt/Jeff Weachter	Mechanicsburg, Pa.
24	Sanders, Miles *	RB	So./So.	5-11	215	Woodland Hills/George Novak	Pittsburgh, Pa.
4	Scott, Nick **	S	Sr./Jr.	5-11	199	Fairfax/Kevin Simonds	Fairfax, Va.
55	Shelton, Antonio	DT	So./Fr.	6-2	302	Westerville-North/Rodger Elander	Westerville, Ohio
82	Shoop, Tyler	WR	Jr./So.	5-11	185	Father Ryan/Bruce Lussier	Nashville, Tenn.
79	Shuman, Charlie	OL	Sr./Jr.	6-8	316	Pittsford Sutherland/Keith Molinich	Pittsford, N.Y.
15	Shuster, Michael	QB	So./Fr.	6-2	209	Camp Hill/Frank Gay	Camp Hill, Pa.
34	Simmons, Shane	DE	So./Fr.	6-3	250	DeMatha/Elijah Brooks	Laurel, Md.
64	Simpson, Zach *	OL	Jr./So.	6-3	301	Holidaysburg Area/Homer DeLattre	Holidaysburg, Pa.
47	Smith, Brandon *	LB	Gr./Sr.	6-0	231	Lewisburg/Jeremy Winn	Winfield, Pa.
2	Stevens, Tommy	QB	Jr./So.	6-5	228	Decatur Central/Justin Dixon	Indianapolis, Ind.
91	Stoll, Chris	SN	Fr./Fr.	6-2	251	St. Francis DeSales/Ryan Wiggins	Westerville, Ohio
81	Sullivan-Brown, Cam	WR	Fr./Fr.	6-0	187	Saint Vincent Pallotti/Ian Thomas	Bowie, Md.
26	Sutherland, Jonathan	S	Fr./Fr.	5-11	200	Episcopal (Va.)/Panos Voulgaris	Ottawa, Ontario, Canada
17	Taylor, Garrett *	S	Jr./So.	6-0	197	Saint Christopher's/Lance Clelland	Richmond, Va.
20	Thomas, Johnathan	RB	Sr./Jr.	5-11	216	St. John's Prep/Jim O'Leary	Peabody, Mass.
3	Thompkins, DeAndre **	WR	Sr./Jr.	5-11	187	Swansboro/Tim Laspada	Hubert, N.C.
61	Thorpe, C.J.	OL	Fr./Fr.	6-3	329	Central Catholic/Terry Totten	Glenshaw, Pa.
18	Toney, Shaka	DE	So./Fr.	6-3	233	Imhotep Charter/Albie Crosby	Philadelphia, Pa.
32	Vallone, Mitchell	S	Sr.^/Sr.	5-9	201	Elk County Catholic/Travis Skrzypek	Johnsonburg, Pa.
98	Vasey, Dan	DL/LS	Fr./Fr.	6-4	250	Wallenpaupack/Mark Watson	Lackawaxen, Pa.
96	Vasey, Kyle	SN	Sr./Jr.	6-2	234	Wallenpaupack/Mark Watson	Hawley, Pa.
51	Vranic, Jason	LB	Sr./Jr.	6-0	222	Erie C.C./Scott Pilkey	Wheatfield, N.Y.
38	Wade, Lamont	CB	Fr./Fr.	5-9	196	Clairton/Wayne Wade	Clairton, Pa.
31	Welde, Christopher	WR	Jr./So.	5-7	167	Council Rock North/Adam Collachi	Newtown, Pa.
80	Weller, Justin	WR	Fr./Fr.	6-0	187	Wilson/Doug Dahms	Sinking Spring, Pa.
54	Windsor, Robert *	DT	Jr./So.	6-4	303	Fond Du Lac/Mike Gnewuch	Fond Du Lac, Wis.
77	Wright, Chasz **	OL	Sr./Jr.	6-7	358	Milford Academy/Bill Chaplick	Woodbridge, Va.
7	Zembiec, Jake	QB	So./Fr.	6-3	219	Aquinas Institute/Chris Battaglia	Rochester, N.Y.

* - Letters won

^ - 5th-year senior



RECORD WATCH

RUSHING

RUSHING YARDAGE, CAREER

1.	3,932	Evan Royster, 2007-10
2.	3,398	Curt Warner, 1979-82
3.	3,320	Tony Hunt, 2003-06
4.	3,301	Blair Thomas, 1985-87, 89
5.	3,256	Curtis Enis, 1995-97
6.	3,227	D.J. Dozier, 1983-86
7.	2,953	Larry Johnson, 1999-2002
8.	2,934	Lydell Mitchell, 1969-71
9.	2,879	Saquon Barkley, 2015-pres.
10.	2,829	Ki-Jana Carter, 1992-94
11.	2,818	Matt Suhey, 1976-79

RUSHING YARDAGE, SEASON

1.	2,087	Larry Johnson, 2002
2.	1,567	Lydell Mitchell, 1971
3.	1,539	Ki-Jana Carter, 1994
4.	1,522	John Cappelletti, 1973
5.	1,496	<i>Saquon Barkley, 2016</i>
6.	1,414	Blair Thomas, 1987
7.	1,386	Tony Hunt, 2006
8.	1,363	Curtis Enis, 1997
9.	1,341	Blair Thomas, 1989
10.	1,329	Rodney Kinlaw, 2007
11.	1,241	Silas Redd, 2011
12.	1,236	Evan Royster, 2008
13.	1,210	Curtis Enis, 1996
14.	1,169	Evan Royster, 2009
15.	1,117	John Cappelletti, 1972
16.	1,082	Lenny Moore, 1954
17.	1,076	<i>Saquon Barkley, 2015</i>

RUSHING YARDAGE, GAME

1.	327	Larry Johnson at Indiana, 2002
2.	279	Larry Johnson vs. Illinois, 2002
3.	279	Larry Johnson vs. Michigan State, 2002
4.	257	Larry Johnson vs. Northwestern, 2002
5.	256	Curt Warner at Syracuse, 1981
6.	250	Shorty Miller vs. Carnegie Tech, 1913
7.	243	Bob Pollard at Rutgers, 1951
8.	241	Curtis Enis vs. USC, 1996
9.	239	Bob Campbell vs. Syracuse, 1968
10.	238	Curt Warner at Nebraska, 1981
11.	227	Ki-Jana Carter vs. Michigan State, 1994
12.	225	Matt Suhey vs. Army, 1979
13.	220	John Cappelletti vs. N.C. State, 1973
14.	214	Blair Thomas vs. Notre Dame, 1987
15.	211	Lydell Mitchell at Iowa, 1971
211		Curtis Enis vs. Ohio State, 1997
211		Eric McCoo vs. Ohio State, 1999
18.	210	Ki-Jana Carter at Minnesota, 1994
19.	209	Lydell Mitchell vs. Maryland, 1971
20.	208	Shelly Hammonds at Boston College, 1990
21.	207	<i>Saquon Barkley at Purdue, 2016</i>
22.	206	Eric McCoo vs. Michigan State, 1998
23.	204	John Cappelletti vs. Ohio U., 1973
24.	202	John Cappelletti at Maryland, 1973
202		<i>Saquon Barkley vs. Maryland, 2016</i>
26.	201	Bill Belton vs. Illinois, 2013

200-YARD RUSHING GAMES, CAREER

1.	4	Larry Johnson, 2002
2.	3	John Cappelletti, 1973
3.	2	Lydell Mitchell, 1971
2		Curt Warner, 1981
2		Ki-Jana Carter, 1994
2		Curtis Enis, 1996-97
2		Eric McCoo, 1997-98
2		Saquon Barkley, 2015-pres.

100-YARD RUSHING GAMES, CAREER

1.	18	Curt Warner, 1979-82
2.	17	Ki-Jana Carter, 1993-94
17		Curtis Enis, 1995-97
17		Blair Thomas, 1986-89
5.	15	Tony Hunt, 2004-06
15		Lydell Mitchell, 1969-71
15		Evan Royster, 2007-10
8.	13	John Cappelletti, 1972-73
9.	12	Lenny Moore, 1953-55
10.	11	D.J. Dozier, 1983-86
11.	11	Zach Zwinak, 2012-13
11		Saquon Barkley, 2015-pres.
13.	10	Charlie Pittman, 1967-69

RUSHING TOUCHDOWNS, CAREER

1.	38	Lydell Mitchell, 1969-71
2.	36	Curtis Enis, 1995-97
3.	34	Ki-Jana Carter, 1992-94
4.	30	Charlie Pittman, 1967-69
5.	29	John Cappelletti, 1972-73
29		Richie Anderson, 1989-92
29		Evan Royster, 2007-10
8.	28	Saquon Barkley, 2015-pres.
9.	26	Matt Suhey, 1976-79
26		Larry Johnson, 1999-2002

RUSHING TOUCHDOWNS, SEASON

1.	26	Lydell Mitchell, 1971
2.	23	Ki-Jana Carter, 1994
3.	20	Larry Johnson, 2002
4.	19	Curtis Enis, 1997
5.	18	Richie Anderson, 1992
18		<i>Saquon Barkley, 2016</i>
7.	17	John Cappelletti, 1973
8.	14	Charlie Pittman, 1968
9.	13	Curtis Enis, 1996
13		Bull McCleary, 1907
13		Harry Robb, 1917
13		Curtis Enis, 1996

LONGEST RUSHING PLAYS

1.	92 (Not a TD)	Blair Thomas, vs. Syracuse 1986
	92	Bill Belton at Indiana, 2014
3.	90	Bill Suter at Navy, 1894
4.	87	Bob Campbell vs. Syracuse, 1968
5.	86	Bob Riddle at West Virginia, 1964
6.	84	Chafie Fields vs. Texas, 1997 Fiesta
84		Larry Johnson vs. Illinois, 2002
8.	83	Ki-Jana Carter vs. Oregon, 1995 Rose
9.	81	<i>Saquon Barkley at Purdue, 2016</i>
81 tied		
80		Saquon Barkley vs. Akron, 2017
18.	79	Sparky Brown vs. Bucknell, 1942
79		Lenny Moore at Pittsburgh, 1953
79		<i>Saquon Barkley vs. USC, 2016</i>

PASSING

PASSING YARDS, CAREER

1.	8,457	Christian Hackenberg, 2013-15
2.	7,212	Zack Mills, 2001-04
3.	6,390	Matt McGloin, 2009-12
4.	5,869	Tony Sacca, 1988-91
5.	5,742	Darryl Clark, 2006-09
6.	5,382	Chuck Fusina, 1975-78
7.	5,304	Kerry Collins, 1991-94
8.	5,275	Anthony Morelli, 2004-07
9.	4,812	Todd Blackledge, 1980-82
10.	4,552	Trace McSorley, 2015-pres.
11.	4,419	Wally Richardson, 1992, 94-96

PASSING YARDS, SEASON

1.	3,360	<i>Trace McSorley, 2016</i>
2.	3,271	Matt McGloin, 2012
3.	3,003	Darryl Clark, 2009
4.	2,977	Christian Hackenberg, 2014
5.	2,955	Christian Hackenberg, 2013
6.	2,679	Kerry Collins, 1994
7.	2,651	Anthony Morelli, 2007
8.	2,592	Darryl Clark, 2008
9.	2,525	Christian Hackenberg, 2015
10.	2,488	Tony Sacca, 1991

PASSING YARDAGE, GAME

1.	454	Christian Hackenberg vs. UCF, 2014
2.	399	Zack Mills vs. Iowa, 2002
3.	395	Matt McGloin vs. Indiana, 2012
4.	384	<i>Trace McSorley vs. Wisconsin, 2016</i>
5.	379	Michael Robinson vs. Wisconsin, 2003
6.	376	<i>Trace McSorley vs. Michigan State, 2016</i>
7.	371	Christian Hackenberg vs. Boston Coll., 2014
8.	366	Mike McQueary vs. Pitt, 1997
9.	358	Todd Blackledge at Miami (Fla.), 1981
10.	353	Darryl Clark vs. Akron, 2009
11.	352	Kerry Collins at Michigan State, 1993
12.	341	Darryl Clark vs. Michigan State, 2008
13.	340	Christian Hackenberg at Indiana, 2013
14.	339	Christian Hackenberg at Wisconsin, 2013
15.	335	<i>Trace McSorley vs. Minnesota, 2016</i>
16.	332	<i>Trace McSorley at Pitt, 2016</i>
332		<i>Trace McSorley at Indiana, 2016</i>

LONGEST PASS PLAYS

1.	92	Bob Higgins from Bill Hess at Pitt, 1919
2.	86	Jim Scott from Steve Joachim at Navy, 1971
3.	85	Saquon Barkley from Trace McSorley vs. Georgia St., 2017
4.	82	Eric Hamilton from Matt Knizner vs. Pitt, 1986
5.	82	Freddie Scott from Kerry Collins vs. Rutgers, 1994
6.	80	Paul Johnson from Tom Sherman at Maryland, 1967
80		Dean DiMidio from Doug Strang vs. Alabama, 1983
80		Stephfon Green from Pat Devlin vs. Michigan, 2008
80		Derek Moye from Rob Bolden vs. Illinois, 2010
80		<i>Ivin Charles from Trace McSorley vs. Minnesota, 2016</i>

300-YARD PASSING GAMES, CAREER

1.	9	Christian Hackenberg, 2013-15
2.	6	Matt McGloin, 2009-12
6		Trace McSorley, 2015-pres.
4.	4	Kerry Collins, 1991-94
5.	3	Darryl Clark, 2006-09

300-YARD PASSING GAMES, SEASON

1.	5	<i>Trace McSorley, 2016</i>
2.	4	Matt McGloin, 2012
4		Christian Hackenberg, 2013
4		Christian Hackenberg, 2014
5.	2	Kerry Collins, 1994
2		Darryl Clark, 2009

200-YARD PASSING GAMES, CAREER

1.	21	Christian Hackenberg, 2013-15
2.	18	Matt McGloin, 2009-12
3.	16	Kerry Collins, 1991-94
16		Zack Mills, 2001-04
5.	14	Darryl Clark, 2006-09
6.	13	Trace McSorley, 2015-pres.
7.	11	Chuck Fusina, 1975-78
11		Tony Sacca, 1988-91
11		Anthony Morelli, 2004-07
9.		Todd Blackledge, 1980-82
9		Wally Richardson, 1992, 94-96

200-YARD PASSING GAMES, SEASON

1.	11	Matt McGloin, 2012
11		<i>Trace McSorley, 2016</i>
3.	10	Kerry Collins, 1994
4.	9	Christian Hackenberg, 2013
5.	8	Darryl Clark, 2009
6.	7	Todd Blackledge, 1982
7		Michael Robinson, 2005
8.	6	Wally Richardson, 1995
6		Mike McQueary, 1997

PASS COMPLETIONS, CAREER

1.	693	Christian Hackenberg, 2013-15
2.	606	Zack Mills, 2001-04
3.	513	Matt McGloin, 2009-12
4.	460	Anthony Morelli, 2004-07
5.	444	Darryl Clark, 2006-09
6.	401	Tony Sacca, 1988-91
7.	378	Wally Richardson, 1992, 94-96
8.	371	Chuck Fusina, 1975-78
9.	370	Kerry Collins, 1991-94
10.	341	Todd Blackledge, 1980-82
--	295	Trace McSorley, 2015- pres.

PASS COMPLETIONS, SEASON

1.	270	Matt McGloin, 2012
270		Christian Hackenberg, 2014
3.	234	Anthony Morelli, 2007
4.	232	Darryl Clark, 2009
5.	231	Christian Hackenberg, 2013
6.	224	<i>Trace McSorley, 2016</i>
7.	208	Anthony Morelli, 2006
8.	192	Darryl Clark, 2008
192		Christian Hackenberg, 2015
10.	193	Wally Richardson, 1995

PASS ATTEMPTS, CAREER

1.	1235	Christian Hackenberg, 2013-15
2.	1082	Zack Mills, 2001-04
3.	894	Matt McGloin, 2009-12
4.	824	Tony Sacca, 1988-91
5.	821	Anthony Morelli, 2004-07
6.	814	Zack Mills, 2001-04
7.	738	Darryl Clark, 2006-09
8.	692	Wally Richardson, 1992, 94-96
9.	665	Chuck Fusina, 1975-78
10.	658	Todd Blackledge, 1980-82
--	503	Trace McSorley, 2015-pres.

PASS ATTEMPTS, SEASON

1.	484	Christian Hackenberg, 2014
2.	446	Matt McGloin, 2012
3.	402	Anthony Morelli, 2007
4.	392	Christian Hackenberg, 2013
5.	387	<i>Trace McSorley, 2016</i>
6.	386	Anthony Morelli, 2006
7.	381	Darryl Clark, 2009
8.	359	Christian Hackenberg, 2015
9.	335	Wally Richardson, 1995
10.	333	Zack Mills, 2002

PASSING TOUCHDOWNS, CAREER

1.	48	Christian Hackenberg, 2013-15
2.	46	Matt McGloin, 2009-12
3.	43	Darryl Clark, 2006-09
4.	41	Todd Blackledge, 1980-82
41		Tony Sacca, 1988-91
41		Zack Mills, 2001-04
7.	40	Trace McSorley, 2015-pres.
8.	39	Kerry Collins, 1991-94
9.	37	Chuck Fusina, 1975-78
10.	31	Anthony Morelli, 2004-07

PASSING TOUCHDOWNS, SEASON

1.	29	<i>Trace McSorley, 2016</i>
2.	24	Darryl Clark, 2009
24		Matt McGloin, 2012
4.	22	Todd Blackledge, 1982
5.	21	Tony Sacca, 1991
21		Kerry Collins, 1994
7.	20	Christian Hackenberg, 2013
8.	19	Doug Strang, 1983
19		Anthony Morelli, 2007
19		Darryl Clark, 2008

PASSING TOUCHDOWNS, GAME

1.	5	Tony Sacca vs. Georgia Tech, 1991
5		Rashard Casey vs. La. Tech, 2000
3.	4	Tom Sherman vs. Pittsburgh, 1967
4		Chuck Fusina vs. Syracuse, 1978
4		Todd Blackledge vs. Temple, 1982
4		Todd Blackledge vs. Maryland, 1982
4		Todd Blackledge vs. Rutgers, 1982
4		John Sacca vs. Minnesota, 1993
4		Kerry Collins vs. Rutgers, 1993
4		Wally Richardson vs. Auburn, 1995
4		Zack Mills vs. Iowa, 2002
4		Michael Robinson at Illinois, 2005
4		Anthony Morelli vs. Buffalo, 2007
4		Darryl Clark vs. Michigan State, 2010
4		Matt McGloin vs. Northwestern, 2008
4		Matt McGloin vs. Navy, 2012
4		Matt McGloin vs. Indiana, 2012
4		Christian Hackenberg at Wisconsin, 2013
4		Christian Hackenberg vs. Boston Coll., 2014
4		<i>Trace McSorley vs. Michigan State, 2016</i>
4		<i>Trace McSorley vs. Wisconsin, 2016</i>
4		<i>Trace McSorley vs. USC, 2016</i>
4		Trace McSorley vs. Georgia State, 2017

PASSING TD PERCENTAGE, CAREER

1.	9.14	Elwood Petchel, 1946-48
2.	7.95	Trace McSorley, 2015-pres.
3.	7.67	Tom Shuman, 1972-74
4.	7.17	Mike McQueary, 1994-97
5.	6.76	Galen Hall, 1959-61
6.76		Pete Liske, 1961-63
7.	6.48	John Sacca, 1992-93
8.	6.37	John Hufnagel, 1970-72
9.	6.23	Todd Blackledge, 1980-82
10.	5.94	Kerry Collins, 1991-94



RECORD WATCH

PASSING TD PERCENTAGE, SEASON

1.	11.80	Trace McSorley, 2017
2.	8.08	Tom Shuman, 1973
3.	7.95	Kerry Collins, 1994
4.	7.85	Kevin Thompson, 1999
5.	7.53	Todd Blackledge, 1982
6.	7.49	Trace McSorley, 2016
7.	7.41	Pete Liske, 1962
8.	7.35	John Hufnagel, 1971
9.	7.34	Doug Strang, 1983
10.	7.19	Tony Sacca, 1991
11.	6.94	John Hufnagel, 1972

YARDS PER PASS ATTEMPT, CAREER

1.	9.05	Trace McSorley, 2015-pres.
2.	8.89	Mike McQueary, 1994-97
3.	8.69	John Hufnagel, 1970-72
4.	8.09	Chuck Fusina, 1975-78
5.	8.07	Kerry Collins, 1991-94
6.	7.91	Tom Shuman, 1972-74
7.	7.78	Darryl Clark, 2006-09
8.	7.49	Kevin Thompson, 1996-99
9.	7.46	Tom Sherman, 1965-67
10.	7.31	Todd Blackledge, 1980-82

YARDS PER PASS ATTEMPT, SEASON

1.	10.15	Kerry Collins, 1994
2.	9.91	Trace McSorley, 2017
3.	9.44	John Hufnagel, 1972
4.	9.33	Trace McSorley, 2016
5.	9.03	Chuck Fusina, 1977
6.	9.00	Milt Plum, 1956
7.	8.71	John Hufnagel, 1971
8.	8.67	Mike McQueary, 1997
9.	8.54	Tom Shuman, 1973
10.	8.52	Tony Sacca, 1991
11.	8.07	Darryl Clark, 2008

PASSING EFFICIENCY, CAREER

1.	156.9	Trace McSorley, 2015-pres.
2.	145.6	Mike McQueary, 1994-97
3.	140.8	John Hufnagel, 1970-72
4.	140.4	Darryl Clark, 2006-09
5.	137.3	Kerry Collins, 1991-94
6.	136.7	Tom Shuman, 1972-74
7.	132.5	Chuck Fusina, 1975-78
8.	128.3	Matt McGloin, 2009-12
9.	127.7	Pete Liske, 1961-63
10.	127.0	Tom Bill, 1987-90

PASSING EFFICIENCY, SEASON

1.	184.1	Trace McSorley, 2017
2.	172.9	Kerry Collins, 1994
3.	156.9	Trace McSorley, 2016
4.	151.8	John Hufnagel, 1971
5.	149.8	Tony Sacca, 1991
6.	148.0	John Hufnagel, 1972
7.	146.4	Chuck Fusina, 1977
8.	145.0	Mike McQueary, 1997
9.	143.7	Tom Shuman, 1973
10.	143.4	Darryl Clark, 2008
11.	142.6	Darryl Clark, 2009

INT. PERCENTAGE, CAREER

1.	1.99	Trace McSorley, 2015-pres.
2.	2.02	Wally Richardson, 1992, 94-96
3.	2.10	Matt McGloin, 2009-12
4.	2.14	Anthony Morelli, 2004-07
5.	2.17	Darryl Clark, 2006-09
6.	2.31	John Sacca, 1992-93
7.	2.31	Anthony Morelli, 2004-07
8.	2.51	Christian Hackenberg, 2013-15
9.	2.82	Pete Liske, 1961-63
10.	2.83	Rashard Casey, 1997-2000

INT. PERCENTAGE, SEASON

1.	1.12	Matt McGloin, 2012
2.	1.46	Kerry Collins, 1992
3.	1.67	Christian Hackenberg, 2015
4.	1.71	Tony Sacca, 1991
5.	1.79	Wally Richardson, 1995
6.	1.86	Darryl Clark, 2008
7.	1.94	John Sacca, 1992
8.	1.96	John Shaffer, 1986
9.	2.07	Anthony Morelli, 2006
10.	2.07	Trace McSorley, 2016

RECEIVING

RECEIVING YARDAGE, CAREER

1.	3,026	Bobby Engram, 1991, 93-95
2.	2,771	Deon Butler, 2005-08
3.	2,474	Allen Robinson, 2011-13
4.	2,421	Chris Godwin, 2014-16
5.	2,395	Derek Moye, 2008-11
6.	2,148	DaeSean Hamilton, 2014-pres.
7.	2,015	Jordan Norwood, 2005-08
8.	2,008	Bryant Johnson, 1999-2002
9.	2,006	Kenny Jackson, 1980-83
10.	1,988	O.J. McDuffie, 1988-92
11.	1,894	Joe Jurevicius, 1994-97
12.	1,837	Jack Curry, 1965-67
13.	1,825	Terry Smith, 1988-91
14.	1,743	Derrick Williams, 2005-08
15.	1,702	Tony Johnson, 2000-03
16.	1,520	Freddie Scott, 1993-95
17.	1,437	Chafie Fields, 1996-99
18.	1,343	Ted Kwalick, 1966-68
19.	1,263	Scott Fitzkee, 1975-78
20.	1,222	David Daniels, 1988-90
21.	1,132	Eddie Drummond, 1998-2001
22.	1,058	Jimmy Cefalo, 1974-77
23.	1,041	Mike Gesicki, 2014-pres.
24.	1,038	Dan Natale, 1972-74
25.	1,016	Mickey Shuler, 1975-77

RECEIVING YARDAGE, SEASON

1.	1,432	Allen Robinson, 2013
2.	1,101	Chris Godwin, 2015
3.	1,084	Bobby Engram, 1995
4.	1,029	Bobby Engram, 1994
5.	1,013	Allen Robinson, 2012
6.	982	Chris Godwin, 2016
7.	977	O.J. McDuffie, 1992
8.	973	Freddie Scott, 1994
9.	917	Bryant Johnson, 2002
10.	899	DaeSean Hamilton, 2014

RECEIVING YARDAGE, GAME

1.	216	Deon Butler vs. Northwestern, 2006
2.	212	O.J. McDuffie vs. Boston College, 1992
3.	203	Bobby Engram at Purdue, 1995
4.	2001	Bobby Engram vs. Rutgers, 1994
5.	197	Allen Robinson vs. Indiana, 2012
6.	187	Chris Godwin vs. USC, 2016
7.	177	Chafie Fields at Miami (Fla.), 1999
8.	175	Bobby Engram at Rutgers, 1995
9.	173	Allen Robinson at Indiana, 2013
10.	173	Allen Robinson at Ohio State, 2013
11.	173	Geno Lewis vs. UCF, 2014
12.	169	Bobby Engram vs. Michigan St., 1994
13.	165	Terry Smith at USC, 1991
14.	165	Bobby Engram vs. Minnesota, 1993
15.	165	Allen Robinson vs. Illinois, 2013
16.	165	DaeSean Hamilton vs. UCF, 2014
17.	158	Kenny Jackson at Pittsburgh, 1981
18.	158	Derek Moye at Indiana, 2011
19.	156	Joe Jurevicius at Indiana, 1996
20.	155	Len Krouse at Syracuse, 1940
21.	155	Saeed Blacknall vs. Wisconsin, 2016

100-YD RECEIVING GAMES, CAREER

1.	16	Bobby Engram, 1993-95
2.	10	Allen Robinson, 2012-2013
3.	9	Joe Jurevicius, 1996-97
4.	9	Chris Godwin, 2014-16
5.	8	Bryant Johnson, 2001-02
6.	7	O.J. McDuffie, 1991-92
7.	6	Deon Butler, 2005-08
8.	6	Kenny Jackson, 1981-83
9.	6	Derek Moye, 2009-11
10.	6	Freddie Scott, 1994-95
11.	5	Terry Smith, 1990-91
12.	5	DaeSean Hamilton, 2014-pres.
13.	4	Ted Kwalick, 1967-68
14.	4	Jordan Norwood, 2005-08
15.	3	Eight Tied
16.	2	Seven Tied
17.	2	Saeed Blacknall, 2015-pres.

100-YD RECEIVING GAMES, SEASON

1.	8	Allen Robinson, 2013
2.	6	Bobby Engram, 1993
3.	6	Bobby Engram, 1995
4.	5	O.J. McDuffie, 1992
5.	5	Freddie Scott, 1994
6.	5	Joe Jurevicius, 1996
7.	5	Bryant Johnson, 2001
8.	5	Chris Godwin, 2016
9.	4	Bobby Engram, 1994
10.	4	Joe Jurevicius, 1997
11.	4	DaeSean Hamilton, 2014

RECEPTIONS, CAREER

1.	179	Deon Butler, 2005-08
2.	177	Allen Robinson, 2011-13
3.	170	DaeSean Hamilton, 2014-pres.
4.	167	Bobby Engram, 1991, 93-95
5.	161	Derrick Williams, 2005-08
6.	158	Jordan Norwood, 2005-08
7.	154	Chris Godwin, 2014-16
8.	144	Derek Moye, 2008-11
9.	125	O.J. McDuffie, 1988-92
10.	117	Jack Curry, 1965-67

RECEPTIONS, SEASON

1.	97	Allen Robinson, 2013
2.	82	DaeSean Hamilton, 2014
3.	77	Allen Robinson, 2012
4.	69	Chris Godwin, 2015
5.	63	O.J. McDuffie, 1992
6.	63	Bobby Engram, 1995
7.	59	Chris Godwin, 2016
8.	55	Terry Smith, 1991
9.	55	Derrick Williams, 2007
10.	55	Geno Lewis, 2014
11.	53	Derek Moye, 2010
12.	52	Bobby Engram, 1994
13.	51	Bryant Johnson, 2002
14.	48	Four Tied
15.	48	Mike Gesicki, 2016

RECEIVING TOUCHDOWNS, CAREER

1.	31	Bobby Engram, 1991, 93-95
2.	25	Kenny Jackson, 1980-83
3.	22	Deon Butler, 2005-08
4.	18	Derek Moye, 2008-11
5.	18	Chris Godwin, 2014-16
6.	17	Allen Robinson, 2011-13
7.	16	O.J. McDuffie, 1988-92
8.	15	Terry Smith, 1988-91
9.	15	Joe Jurevicius, 1994-97
10.	13	Jordan Norwood, 2005-08
11.	10	Mike Gesicki, 2014-pres.
12.	10	DaeSean Hamilton, 2014-pres.

RECEIVING TOUCHDOWNS, SEASON

1.	13	Bobby Engram, 1993
2.	11	Bobby Engram, 1995
3.	11	Allen Robinson, 2012
4.	11	Chris Godwin, 2016
5.	10	Joe Jurevicius, 1997
6.	9	O.J. McDuffie, 1992
7.	9	Freddie Scott, 1994
8.	9	Deon Butler, 2005
9.	8	Terry Smith, 1991
10.	8	Derek Moye, 2010
11.	4	Mike Gesicki, 2017

TOTAL OFFENSE/ALL-PURPOSE

TOTAL OFFENSE, CAREER

	Total	Rush	Pass	
1.	8,215	-242	8,457	Christian Hackenberg, 2013-15
2.	7,796	584	7,212	Zack Mills, 2001-04
3.	6,361	619	5,742	Darryl Clark, 2006-09
4.	6,000	131	5,869	Tony Sacca, 1988-91
5.	5,745	-59	5,804	Matt McGloin, 2009-12
6.	5,300	-4	5,304	Kerry Collins, 1991-94
7.	5,168	1637	3,531	Michael Robinson, 2002-05
8.	5,162	-220	5,382	Chuck Fusina, 1975-78
9.	5,154	-121	5,275	Anthony Morelli, 2004-07
10.	5,097	545	4,552	Trace McSorley, 2015-pres.

TOTAL OFFENSE, SEASON

	Total	Rush	Pass	
1.	3,979	212	3,614	Trace McSorley, 2016
2.	3,215	-51	3,266	Matt McGloin, 2012
3.	3,214	211	3,003	Darryl Clark, 2009
4.	3,156	806	2,350	Michael Robinson, 2005
5.	2,887	-68	2,955	Christian Hackenberg, 2013
6.	2,883	-94	2,977	Christian Hackenberg, 2014
7.	2,874	282	2,592	Darryl Clark, 2008
8.	2,660	-19	2,679	Kerry Collins, 1994
9.	2,638	-13	2,651	Anthony Morelli, 2007
10.	2,618	201	2,417	Zack Mills, 2002

TOTAL OFFENSE, GAME

	Total	Rush	Pass	
1.	456	2	454	C. Hackenberg vs. UCF, 2014
2.	418	138	280	Z. Mills vs. Ohio State, 2001
3.	408	73	335	T. McSorley vs. Minnesota, 2016
4.	398	19	379	M. Robinson vs. Wisconsin, 2003
5.	389	-10	399	Z. Mills vs. Iowa, 2002
6.	389	13	376	T. McSorley vs. Michigan St., 2016
7.	369	67	302	R. Casey vs. Iowa, 2000
8.	364	-20	364	T. McSorley vs. Wisconsin, 2016
9.	363	92	271	J. Hufnagel at Boston College, 1972
10.	363	125	238	M. Robinson vs. Wisconsin, 2005
11.	363	-32	395	M. McGloin vs. Indiana, 2012

ALL-PURPOSE YARDS, CAREER

	Total	Rush	Rec.	Ret.	
1.	5,045	2,953	681	1,411	Larry Johnson, 1999-2002
2.	4,982	3,398	662	922	Curt Warner, 1979-82
3.	4,512	3,301	477	734	Blair Thomas, 1985-87, 89
4.	4,502	3,932	562	8	Evan Royster, 2007-10
5.	4,231	3,320	799	112	Tony Hunt, 2003-06
6.	4,156	594	1,743	1,819	Derrick Williams, 2005-08
7.	4,043	155	3,026	862	Bobby Engram, 1991, 93-95
8.	4,034	3,256	506	272	Curtis Enis, 1995-97
9.	3,904	2,934	470	500	Lydell Mitchell, 1969-71
10.	3,895	3,227	613	55	D.J. Dozier, 1983-86
11.	3,864	2,879	804	181	Saquon Barkley, 2015-pres.
12.	3,817	330	1,988	1,499	O.J. McDuffie, 1988-92
13.	3,735	2,639	207	889	John Cappelletti, 1971-73
14.	3,549	2,818	328	403	Matt Suhey, 1976-79
15.	3,543	2,380	89	1,074	Lenny Moore, 1953-55

ALL-PURPOSE YARDS, SEASON

	Total	Rush	Rec.	Ret.	
1.	2,655	2,087	349	219	Larry Johnson, 2002
2.	1,972	1,496	402	74	Saquon Barkley, 2016
3.	1,831	133	977	721	O.J. McDuffie, 1992
4.	1,772	1,414	300	58	Blair Thomas, 1987
5.	1,754	1,567	154	33	Lydell Mitchell, 1971
6.	1,743	1,539	123	81	Ki-Jana Carter, 1994
7.	1,645	1,386	259	0	Tony Hunt, 2006
8.	1,607	1,522	69	16	John Cappelletti, 1973
9.	1,578	1,363	215	0	Curtis Enis, 1997
10.	1,535	1,341	118	76	Blair Thomas, 1989

RECORD WATCH

PUNTING

PUNTING AVERAGE, CAREER

(Minimum 45 punts)

1.	43.1	Jeremy Boone, 2007-09
	43.1	Blake Gillikin, 2016-pres.
3.	43.0	George Reynolds, 1980-83
4.	41.8	Ralph Giacommaro, 1979-82
5.	41.8	Pat Pidgeon, 1996-99
6.	41.7	John Bruno Jr., 1984-86
	41.7	Jeremy Kapinos, 2003-06
	41.7	Anthony Fera, 2010-11
9.	40.5	Chris Clauss, 1987
10.	40.0	David Royer, 1999-2002
11.	39.0	Doug Helkowski, 1988-91
12.	38.9	Bob Parsons, 1969-71
13.	38.8	Daniel Pasquariello, 2014-pres.

PUNTING AVERAGE, SEASON

(Minimum 30 punts)

1.	43.6	Ralph Giacommaro, 1981
2.	43.3	Ralph Giacommaro, 1980
	43.3	Jeremy Boone, 2009
4.	43.0	Jeremy Boone, 2007
	43.0	Jeremy Boone, 2008
6.	42.9	John Bruno Jr., 1985
7.	42.8	Blake Gillikin, 2016
8.	42.6	George Reynolds, 1983
	42.6	Pat Pidgeon, 1997
	42.6	Pat Pidgeon, 1998

PUNTING AVERAGE, GAME

(Minimum 4 punts)

1.	54.8	Ralph Giacommaro at Syracuse, 1981
2.	52.4	Bob Campbell vs. Miami (Fla.), 1968
3.	52.0	Jeremy Kapinos vs. Purdue, 2004
4.	51.4	Jeremy Boone vs. Texas A&M, 2007
5.	51.0	Doug Helkowski vs. Texas, 1990
6.	50.8	Blake Gillikin vs. USC, 2016
7.	50.5	Jeremy Kapinos at Ohio State, 2004
	50.5	Jeremy Kapinos at Ohio State, 2006
9.	49.5	Jeremy Boone at Illinois, 2009
10.	48.8	Chris Gulla vs. Akron, 2014
11.	48.7	Jeremy Kapinos vs. Boston College, 2003

LONGEST PUNTS

1.	89	Coop French at Iowa, 1930
2.	78	Jeremy Kapinos at Ohio State, 2004
3.	76	Chris Clauss vs. Rutgers, 1987
4.	74	Anthony Fera at Iowa, 2010
5.	73	Milt Plum at Ohio State, 1956
6.	71	Joe Colone at Syracuse, 1946
7.	71	John Bruno Jr. vs. Boston College, 1985
8.	70	Coop French at Iowa, 1930
	70	Joe Colone at Syracuse, 1946
	70	Jeremy Kapinos vs. Purdue, 2004
	70	Jeremy Boone at Illinois, 2007
12.	69	Bob Parsons at Colorado, 1970
	69	Anthony Fera vs. Purdue, 2011
	69	Blake Gillikin at Pitt, 2016
15.	68	Jeremy Kapinos at Ohio State, 2006
	68	Jeremy Boone at Indiana, 2007
17.	67	Joe Colone vs. Navy, 1947
	67	Art Betts vs. Michigan State, 1951
	67	Wayne Corbett at Pittsburgh, 1965
20.	66	Frank Hershey vs. Maryland, 1964
	66	Jeremy Boone at Illinois, 2009
	66	Alex Butterworth vs. Michigan, 2013
23.	65	W.G. Cooper vs. Villanova, 1935
	65	Tom Cherry vs. UCLA, 1967
	65	Bob Parsons vs. Colorado, 1969
	65	Blake Gillikin vs. USC, 2016

KICKING

FIELD GOALS, CAREER

	FG	FGA	Pct.	
1.	78	107	72.9	Kevin Kelly, 2005-08
2.	54	75	72	Sam Ficken, 2011-14
3.	50	80	62.5	Craig Fayak, 1990-93
4.	47	63	74.6	Travis Forney, 1996-99
5.	45	61	73.7	Brett Conway, 1993-96
6.	40	59	67.6	Massimo Manca, 1982, 84-86
7.	39	61	63.9	Matt Bahr, 1976-78
	39	61	63.9	Robbie Gould, 2001-04
9.	38	49	77.6	Nick Gancitano, 1981-84
10.	36	48	75	Collin Wagner, 2007-10
11.	35	63	55.6	Chris Bahr, 1973-75
12.	32	36	88.9	Tyler Davis, 2015-pres.

FIELD GOALS, SEASON

	FG	FGA	Pct.	
1.	24	29	82.8	Sam Ficken, 2014
2.	22	27	81.5	Matt Bahr, 1978
	22	34	64.7	Kevin Kelly, 2006
	22	24	91.7	Tyler Davis, 2016
5.	21	26	80.8	Massimo Manca, 1985
	21	26	80.8	Travis Forney, 1999
7.	20	29	68.9	Travis Forney, 1998
	20	26	76.9	Kevin Kelly, 2007
	20	24	83.3	Kevin Kelly, 2008
	20	25	80	Collin Wagner, 2010

SCORING

SCORING, CAREER

	Points	TD	PAT	FG	
1.	425	1	*183	78	Kevin Kelly, 2005-08
2.	282	0	132	50	Craig Fayak, 1990-93
3.	276	0	141	45	Brett Conway, 1993-96
4.	271	0	109	54	Sam Ficken, 2011-14
5.	258	0	117	47	Travis Forney, 1996-99
6.	246	41	0	0	Lydell Mitchell, 1969-71
7.	232	0	115	39	Robbie Gould, 2001-04
8.	230	38	*0	0	Curtis Enis, 1995-97
9.	210	35	0	0	Saquon Barkley, 2015-pres.
	206	34	*0	0	Massimo Manca, 1982, 84-86
12.	204	34	0	0	Larry Johnson, 1999-2002
	204	34	0	0	Ki-Jana Carter, 1992-94
13.	198	33	0	0	Curt Warner, 1979-82
14.	192	32	0	0	Charlie Pittman, 1967-69
	192	32	0	0	Bobby Engram, 1991, 93-95
16.	191	0	74	39	Matt Bahr, 1976-78
	191	0	83	36	Collin Wagner, 2007-10
--	188	0	92	32	Tyler Davis, 2015-pres.

*2-pt conversion run; **2-pt conversion reception

SCORING, SEASON

	Points	TD	PAT	FG	
1.	174	29	0	0	Lydell Mitchell, 1971
2.	140	23	*0	0	Larry Johnson, 2002
3.	138	23	0	0	Ki-Jana Carter, 1994
4.	132	22	0	0	Saquon Barkley, 2016
5.	128	0	62	22	Tyler Davis, 2016
6.	122	20	*0	0	Curtis Enis, 1997
7.	120	0	60	20	Kevin Kelly, 2008
8.	119	11	—	—	Pete Mauthe, 1909
9.	116	19	*0	0	Richie Anderson, 1992
10.	110	1	44	20	Kevin Kelly, 2007
11.	107	0	44	21	Travis Forney, 1999
12.	102	17	0	0	John Cappelletti, 1973

*2-pt conversion run; **2-pt conversion reception

SCORING, GAME

	Points	TD	PAT	FG	
1.	36	6	0	0	H. Robb vs. Gettysburg, 1917
2.	33	4	9	0	C. Forkum at Pitt, 1903
3.	*32	3	10	0	O.C. Atherton vs. Gettysburg, 1894
4.	30	5	0	0	S. Miller vs. Carnegie Tech, 1913
	30	5	0	0	L. Mitchell at Navy, 1971
	30	5	0	0	L. Mitchell vs. Maryland, 1971
	30	5	0	0	K. Carter vs. Michigan State, 1994
	30	5	0	0	S. Barkley at Pitt, 2016
9.	28	4	4	0	O.J. Roepke vs. Gettysburg, 1927
10.	25	4	1	0	T. Sherman vs. Cal, 1966

*Prior to 1897, 4 pts. were awarded for TDs and 2 pts. for PATs

DEFENSE

TACKLES, CAREER

1.	419	Dan Connor, 2004-07
2.	372	Paul Posluszny, 2003-06
3.	343	Greg Buttle, 1973-75
4.	325	Sean Lee, 2005-07, 09
5.	315	Brian Gelzheiser, 1991-94
6.	294	Mike Hull, 2011-14
7.	287	Dennis Onkotz, 1967-69
8.	274	John Skorupan, 1970-72
	274	Shane Conlan, 1983-86
10.	273	Brandon Short, 1996-99
	268	Marcus Allen, 2014-pres.
11.	261	Glenn Carson, 2010-13
12.	257	Andre Collins, 1986-89
	257	Drew Astorino, 2008-11
14.	256	Trey Bauer, 1984-87
15.	255	Jim Nelson, 1994-97
--	213	Jason Cabinda, 2014-pres.

TACKLES, GAME

1.	24	Greg Buttle at West Virginia, 1974
	24	Bill Banks at NC State, 1977
3.	23	Greg Buttle at NC State, 1974
4.	22	Ron Crosby vs. Ohio, 1974
	22	Paul Posluszny at Northwestern, 2005
	22	Marcus Allen vs. Minnesota, 2016
7.	21	Buddy Tesner at West Virginia, 1974
	21	Lance Mehl at Ohio State, 1978
	21	Scott Radecic at Pittsburgh, 1983
	21	Trey Bauer vs. Rutgers, 1985
11.	20	Ed O'Neil at Boston College, 1972
	20	Tom Hull vs. Iowa, 1973
	20	Jim Rosecrans at NC State, 1974
	20	Jim Rosecrans at West Virginia, 1974
	20	Rick Donaldson at NC State, 1977

GAME 1

AKRON

0



vs.



52

PENN STATE

BEAVER STADIUM
ABCSEPT. 2, 2017
ATTN: 101,684

SUBWAY

2017 BEAVER STADIUM PICTORIAL | \$3.99

PENN STATE

vs. AKRON | SEPTEMBER 2, 2017
SEASON OPENER | YOUTH SPORTS DAYSEASON PRESENTED BY
UNRIVALED

PSU

MIKE GESICKI
JOURNEY FROM WILDSIDE
STAR TO STANLEY CUP WINSENIOR LETTER
DANIEL PALCZAKOWSKI REFLECTS
ON HIS TIME AT PENN STATESENIOR Q&A
JOSH YOUNG IS
ON THE HOT SEAT

SCORING SUMMARY

	1	2	3	4	OT	F
UA	0	0	0	0	-	0
PSU	14	21	10	7	-	52

1st	8:13	PSU	0-7
		DeAndre Thompkins 61 yd punt return (T. Davis kick)	
	0:49	PSU	10-75/4:49/0-14
		Mike Gesicki 13 yd pass from McSorley (T. Davis kick)	
2nd	8:48	PSU	3-87/0:51/0-21
		Trace McSorley 4 yd run (T. Davis kick)	
	4:49	PSU	5-62/2:30/0-28
		Saquon Barkley 3 yd run (T. Davis kick)	
	0:23	PSU	5-45/1:51/0-35
		Saquon Barkley 30 yd run (T. Davis kick)	
3rd	6:01	PSU	8-62/4:03/0-38
		Tyler Davis 47 yd field goal	
	1:02	PSU	3-58/1:23/0-45
		Mike Gesicki 2 yd pass from McSorley (T. Davis kick)	
4th	10:20	PSU	5-66/1:56/0-52
		Tommy Stevens 5 yd run (T. Davis kick)	

TEAM STATS

	UA	PSU
First Downs	12	24
Rushing Yards	73	247
Passing Yards	86	322
Passing (C-A-Int)	14-29-1	21-31-1
Total Offense	159	569
Plays	63	65
Fumbles (#-Lost)	1-0	0-0
Penalties (#-Yards)	9-84	5-45
Possession Time	30:30	29:30
3rd-Down Conv.	4-17	3-9
Red-Zone	0-0	5-6
Touchdowns	0	5
Field goals	0	0

OTHER

Time of Game	3:25
Akron	0-1, 0-0 MAC
Penn State	1-0, 0-0 B1G

GAME RECAPS

UNIVERSITY PARK, Pa. - No. 6 Penn State excelled in all three phases against Akron, totaling 569 yards of offense, earning a shutout and returning a punt for a touchdown in a 52-0 victory in the football season opener for both teams in Beaver Stadium.

Saquon Barkley led a Penn State rushing attack that totaled 247 yards with 172 markers and two touchdowns on 14 carries, and he totaled 246 all-purpose yards with the addition of 54 receiving yards and 20 kickoff return yards. Quarterback Trace McSorley threw for 280 yards and two touchdowns, both of which went to tight end Mike Gesicki, who caught a career-high six passes for 58 yards. The unit's 569 yards of total offense were its most since recording 599 last season vs. Iowa.

Defensively, Penn State did not allow Akron past midfield in the first half, holding the Zips to just 69 yards, while the offense gained 358 yards en route to a 35-0 lead at halftime. PSU's shutout was the first in a season opener since a 59-0 win over FIU in 2007. The defense also combined for 14 tackles for loss for 36 yards for its most TFLs since tallying 15 at Temple in 2015.

Milestones

- The win was the 50th of Penn State head coach James Franklin's career as head coach and 26th at Penn State.
- DeAndre Thompkins set a school record with an average of 31.8 yards on four punt returns. He returned one for a 61-yard touchdown and another for 42 yards. The previous record was 31.7 yards per return by Derrick Williams vs. Temple in 2006.

Difference Makers

Penn State

- RB Saquon Barkley - Barkley totaled 246 all-purpose yards, gaining 172 on the ground on 14 carries with two touchdowns, hauling in three receptions for 54 yards and returning a kickoff 20 yards. His 80-yard run in the second quarter was the second-longest of his career. Barkley turned in his 11th career 100-plus yard rushing effort and he now has 27 career rushing touchdowns to rank eighth all-time at Penn State.
- QB Trace McSorley - McSorley completed 18-of-25 passes for 280 yards and two touchdowns, while rushing for 48 yards and a touchdown on 12 carries. It marked his 16th consecutive game with a touchdown dating back to the TaxSlayer Bowl after the 2015 season, extending his record. He now has 33 career touchdown passes to rank ninth in Penn State history.
- TE Mike Gesicki - Gesicki enjoyed a career game, setting career highs with six receptions and two touchdowns. He totaled 58 yards.

- WR Juwan Johnson - Johnson also enjoyed a career day, hauling in four passes for 84 yards.
- WR/PR DeAndre Thompkins - Thompkins returned four punts for 127 yards, including a 61-yard touchdown. It was the first punt return for a touchdown for Penn State since Derrick Williams returned one 63 yards at Wisconsin in 2008.
- Defense - LBs Jarvis Miller and Manny Bowen and DT Tyrell Chavis led Penn State with five tackles each. Chavis made 3.0 tackles for loss to lead Penn State to 14 on the afternoon and also assisted on a sack with DT Curtis Cothran. Miller also tallied a sack, as did DE Ryan Buchholz. CB Amani Oruwariye had the lone turnover with an interception in the first quarter.

Akron

- S Zach Guiser - Guiser led the Zips with 10 tackles, including eight solo and one behind the line, and he intercepted a McSorley pass in the end zone on Penn State's opening drive.

First Quarter (Penn State 14, Akron 0)

Penn State overcame an opening drive interception to build a 14-0 lead in the first quarter, returning a punt for a touchdown and getting a pick, as well. The Nittany Lions outgained the Zips 136 yards to 26, holding a 52-yard to 4-yard advantage on the ground.

Thompkins returned the punt 61 yards for a touchdown for the game's first score, and then McSorley connected with Mike Gesicki for a 13-yard touchdown pass with 49 seconds remaining in the quarter.

Second Quarter (Penn State 35, Akron 0)

The Zips forced a fair catch at the Penn State 13, but Barkley immediately flipped the poor field position with an 80-yard run, on which his heel was ruled to clip the out-of-bounds line at the Akron 7. Barkley carried the ball to the 4-yard line and then McSorley walked the ball into the end zone for a 21-0 lead.

After an Akron three-and-out, completions of 28 yards to Johnson and 35 yards to Gesicki keyed another Penn State touchdown drive. Gesicki's catch moved the Lions to the 9, and Barkley finished the drive off with a 6-yard run followed by a 3-yard run into the end zone for a 28-0 advantage.

Relentless pressure from the Penn State defense continued and gave Penn State the ball back at the Akron 45 with 2:14 remaining in the second quarter. McSorley converted a fourth-and-2 with a 7-yard completion down the sideline to Johnson, and then Barkley broke free around the left edge for a 30-yard touchdown run.

The Rest

Penn State added a field goal and two more touchdowns, while not letting up on defense.

INDIVIDUAL STATISTICS

RUSHING

Akron-Nelson, Kato 9-39; Ball, Warren 13-27; Morgan, Manny 3-13; Williams, Andre 1-7; Sands, Deltorn 1-1; Edwards, Van 5-minus 2; Woodson, Thomas 2-minus 12. Penn State-Barkley, Saquon 14-172; McSorley, Trace 12-48; Sanders, Miles 1-16; Stevens, Tommy 4-16; TEAM 1-minus 2; Robinson, Andre 2-minus 3.

PASSING

Akron-Woodson, Thomas 12-23-1-71; Kelley, Robbie 0-2-0-0; Nelson, Kato 1-2-0-11; Johns, Nick 1-2-0-4. Penn State-McSorley, Trace 18-25-1-280; Stevens, Tommy 3-6-0-42.

RECEIVING

Akron-Chapman, Tra'Von 3-10; Coney, A.J. 2-25; Smith, Kwadarius 2-23; Bickley, Fransohn 2-21; Ball, Warren 2-3; Stewart, Nate 1-4; Williams, Newman 1-2; Young, Anthony 1-minus 2.

Penn State-Gesicki, Mike 6-58; Johnson, Juwan 4-84; Hamilton, DaeSean 3-74; Barkley, Saquon 3-54; Thompkins, DeAndre 2-29; Pancoast, Tom 1-12; Stevens, Tommy 1-7; Polk, Brandon 1-4.

TOP TACKLERS (T-UA-A)

Akron-Guiser, Zach 10-8-2; Davis, Alvin 6-5-1; Gilbert, Ulysses 5-3-2; Hauser, Andrew 5-2-3; Lako, John 3-2-1; Reinke, Brian 3-0-3.

Penn State-Miller, Jarvis 5-3-2; Chavis, Tyrell 5-2-3; Bowen, Manny 5-1-4; Buchholz, Ryan 4-2-2; Brown, Cam 4-2-2; Windsor, Robert 4-1-3; Smith, Brandon 4-0-4.



GoPSUsports.com

2017

PSUNRIVALED.COM



GAME 2

PITT 14



33 PENN STATE

BEAVER STADIUM
ABCSEPT. 9, 2017
ATTN: 109,898

GAME RECAPS

UNIVERSITY PARK, Pa. - No. 4 Penn State dominated the field position battle with strong defense and special teams and Saquon Barkley and Mike Gesicki scored a pair of touchdowns each in a 33-14 victory over Pittsburgh.

The Nittany Lions led from their first score to the end, never allowing Pitt within single digits after building a 14-0 lead in the first quarter. Penn State was also aided by its seventh-largest crowd ever and the largest since 2009, as 109,898 packed Beaver Stadium and helped the Nittany Lions extend their home winning streak to nine, which is tied for the longest active streak in FBS.

Penn State's average drive start was at its own 37, while Pitt's average drive start was inside its own 18, and the Nittany Lions took advantage with four touchdowns and a safety, while Pitt reached the end zone just once despite a pair of 15-play drives. On special teams, Penn State held the Panthers inside the 20 twice and four of Blake Gillikin's six punts landed inside the 20, with his last setting up a safety to put the game out of reach. Safety Marcus Allen made the safety stop and led the Lions with 12 tackles.

Barkley amassed 183 all-purpose yards, rushing 14 times for 88 yards and a touchdown, catching four passes for 45 yards and a touchdown, and returning two kicks for 50 yards. Quarterback Trace McSorley completed 15-of-28 passes for 164 yards and three touchdowns, with his lone interception coming on an end-of-half Hail Mary play. Gesicki matched Barkley's four receptions and totaled 39 yards and two touchdowns.

Defensively, linebackers Jason Cabinda and Koa Farmer followed Allen in the tackles ledger with eight apiece, Defensive backs Grant Haley and Troy Apke hauled in an interception each and defensive end Shareef Miller had two of Penn State's five sacks.

First Half (Penn State 14, Pitt 3)

Trace McSorley and Mike Gesicki teamed up to give Penn State a two-touchdown lead at the start, with some help from Grant Haley, but Pitt was able to use a ball control offense to keep the Nittany Lion offense off the field in the second quarter.

Penn State could not have asked for a better start, intercepting Pitt's fourth play from scrimmage on defense and scoring on the ensuing offensive possession. On the game's first drive, Pitt QB Max Browne overthrew his intended target on first-and-10 from the Pitt 29 and found Penn State's Haley instead at the 50. Haley returned the pick 42 yards to the Pitt 8-yard line, setting up a short toss to a wide open Gesicki on Penn State's first offensive play.

McSorley engineered a six-play, 62-yard touchdown drive later in the quarter. McSorley broke free for a career-long 36-yard run on third-and-2 to key the drive. Later on a third-and-2 from the 10, McSorley found Gesicki on a screen and he slipped inside the pylon for his second score

with 5:20 remaining in the quarter.

Pitt assembled a lengthy drive over the remainder of the first quarter and into the second quarter, eating 8:02 on 15 plays, but only gaining 31 yards before punting.

Penn State was forced to punt on the ensuing possession and abbreviated Pitt's next drive with an interception by Troy Apke, but a sack of McSorley on third-and-8 from the Penn State 43 forced another punt, and Pitt reclaimed the ball at their own 13 with 6:42 remaining in the half.

Pitt assembled another 15-play drive to wind the clock down to 1:12, converting a 28-yard field goal after advancing 77 yards.

Third-Fourth Quarter (Penn State 28, Pitt 6)

Penn State started on offense from its own 25 and quickly reached midfield on consecutive Barkley rushes of 17 and 11 yards, respectively. McSorley ran for four yards before the Lions were forced to punt, but Blake Gillikin's punt was fair caught at the Penn State 5 and the Nittany Lion defense only yielded eight yards before forcing a three-and-out. Thompkins returned the ensuing punt 14 yards to the Pitt 46, and it only took the Nittany Lions one play to score, as McSorley found Barkley over the middle for a career-long 46-yard touchdown reception and 21-3 lead.

Pitt answered with a nine-play, 59-yard field goal drive. Olison moved the Panthers to the edge of the red zone with a 32-yard rush to the Penn State 21. Alex Kessman's kick from 24 yards out to made the score 21-6.

Both teams traded punts before Penn State put together another touchdown drive. Starting at their own 22, the Nittany Lions quickly crossed into Pitt territory as Barkley rushed for 22 yards, and then 15 more were added on a horse collar tackle penalty to spot the ball at the Pitt 41. Barkley rushed for 11 more to the 30, and after McSorley called his own number for two yards, he connected with Brandon Polk on an 18-yard completion to the 10 for first-and-goal. Barkley rushed for two yards to end the quarter, and then punched it in from eight yards out on the first play of the fourth quarter.

The Finish (Penn State 33, Pitt 14)

Pitt answered the Barkley score with its first touchdown, driving 75 yards on nine plays. Olison ignited the drive with 30 yards on a shovel pass to the Penn State 33. The Panthers chipped their way to the Penn State 3, and on third-and-goal, backup quarterback Ben DiNucci ran around the left end for a touchdown. DiNucci stayed in the game for the two-point conversion and hit Olison on a shovel pass to make it 28-14, but that was as close as Pitt would come.

SCORING SUMMARY

	1	2	3	4	OT	F
PITT	0	3	3	8	-	14
PSU	14	0	7	12	-	33

1st	12:53	PSU	1-8/0:04/0-7
			Mike Gesicki 8 yd pass from McSorley (T. Davis kick)
	5:20	PSU	6-62/2:43/0-14
			Mike Gesicki 10 yd pass from McSorley (T. Davis kick)
2nd	1:12	UP	15-77/5:30/3-14
			Alex Kessman 28 yd field goal
3rd	10:32	PSU	1-46/0:09/3-21
			Saquon Barkley 46 yd pass from McSorley (T. Davis kick)
	06:03	UP	9-59/4:29/6-21
			Alex Kessman 24 yd field goal
4th	14:54	PSU	6-78/2:32/6-28
			Saquon Barkley 8 yd run (T. Davis kick)
	10:09	UP	9-75/4:45/14-28
			Ben DiNucci 3 yd run (Qadree Olison pass from DiNucci)
	5:53	PSU	14-30
			Marcus Allen safety
	3:34	PSU	7-34/2:11/14-33
			Tyler Davis 24 yd field goal

TEAM STATS

	PITT	PSU
First Downs	24	14
Rushing Yards	155	148
Passing Yards	187	164
Passing (C-A-Int)	24-41-2	15-28-1
Total Offense	342	312
Plays	86	52
Fumbles (#-Lost)	1-1	1-0
Penalties (#-Yards)	6-55	1-15
Possession Time	38:20	21:40
3rd-Down Conv.	5-17	4-12
Red-Zone	3-4	4-4
Touchdowns	1	3
Field goals	2	1

OTHER

Time of Game	3:20
Pitt	1-1, 0-0 ACC
Penn State	2-0, 0-0 B1G

INDIVIDUAL STATISTICS

RUSHING

Pitt-Olison, Qadree 15-96; Moss, Chawntez 11-46; Hall, Darrin 5-19; DiNucci, Ben 5-8; Ffrench, Maurice 1-8; Maddox, Avonte 1-1; Henderson, Quadree 2-minus 5; Browne, Max 5-minus 18.
Penn State-Barkley, Saquon 14-88; McSorley, Trace 8-65; TEAM 1-minus 2; Sanders, Miles 1-minus 3.

PASSING

Pitt-Browne, Max 19-32-2-138; DiNucci, Ben 5-9-0-49.
Penn State-McSorley, Trace 15-28-1-164.

RECEIVING

Pitt-Weah, Jester 6-65; Araujo-Lopes, Rafael 4-42; Flanagan, Matt 3-19; Olison, Qadree 2-30; Hall, Darrin 2-9; Ffrench, Maurice 2-9; Henderson, Quadree 2-5; Moss, Chawntez 2-minus 4; Mathews, Aaron 1-12.
Penn State-Barkley, Saquon 4-45; Gesicki, Mike 4-39; Hamilton, DaeSean 3-45; Polk, Brandon 1-18; Thompkins, DeAndre 1-12; Johnson, Juwan 1-4; Stevens, Tommy 1-1.

TOP TACKLERS (T-UA-A)

Pitt-Idowu, Oluwaseun 8-6-2; Garner, Bricen 6-5-1; Zeise, Elijah 6-4-2; Jackson, Dane 5-4-1.
Penn State-Allen, Marcus 9-3; Cabinda, Jason 8-5-3; Farmer, Koa 8-4-4; Scott, Nick 7-4-3; Apke, Troy 4-4-0; Haley, Grant 4-3-1; Campbell, Christian 4-3-1; Bowen, Manny 3-1.



GoPSUsports.com

2017

PSUNRIVALED.COM



GAME 3

GEORGIA STATE

0



vs.



56

PENN STATE

BEAVER STADIUM
BTNSEPT. 16, 2017
ATTN: 102,746

GAME RECAPS

UNIVERSITY PARK, Pa. - Trace McSorley and Saquon Barkley turned in record performances in the first half as Penn State cruised past Georgia State, 56-0, before 102,746 fans in Beaver Stadium.

Barkley enjoyed a career-day through the air, pulling in an 85-yard touchdown reception as part of a four-catch, 142-yard effort. It was the third-longest passing play in Penn State history and the longest ever by Penn State in Beaver Stadium. McSorley finished with 309 yards passing and four touchdowns on 18-of-23 passing after throwing for a Penn State-record 258 yards and three touchdowns in the first half. Both only played through the first two drives of the third quarter.

Barkley and McSorley were not the only contributors offensively, as eight different Nittany Lions ultimately found the end zone. Tommy Stevens, who also threw for a touchdown, caught the first touchdown of the game, while receivers Saeed Blacknall, DaeSean Hamilton and Brandon Polk also added touchdown catches. Running backs Miles Sanders and Andre Robinson both broke free for long touchdown runs in the second half.

Earning their second shutout in three games, the Penn State defense pulled in five turnovers; all of which led to touchdowns. Marcus Allen highlighted the unit's takeaways with his first career interception, which he returned 50 yards into Georgia State territory. Penn State did not allow the Panthers into the red zone until the final drive of the game. Daniel Joseph, who had not made a collegiate tackle entering the game, piled up 2.0 tackles for loss and 1.0 sack on the evening. Overall, Penn State piled up 11 stops behind the line, including three sacks.

Penn State outgained Georgia State 526 yards to 320 and earned its largest win since defeating Coastal Carolina, 66-10, in 2008.

First Quarter (Penn State 14, Georgia State 0)

Penn State got off to a fast start, ignited by a 37-yard kickoff return by Saquon Barkley, as it marched 63 yards on eight plays for a touchdown on its opening drive. McSorley completed five consecutive passes on the drive to move Penn State into the red zone, and he concluded it with a 10-yard touchdown pass to Tommy Stevens out of the backfield.

Penn State was able to move off its own 1-yard line to its 22 on its second drive but was forced to punt. A 52-yard punt by Blake Gillikin and a defensive stop gave Penn State slightly better position on its next drive, but the Nittany Lions faced third-and-12 from their own 15. Under pressure McSorley, dumped off to Barkley in the left flat, and Barkley maneuvered past multiple Georgia State defenders down the sideline for an 85-yard touchdown with 49 seconds remaining in the first quarter.

Second Quarter (Penn State 35, Georgia State 0)

The Nittany Lions needed just three plays to cover 86 yards for a touchdown on their third touchdown drive of the game. McSorley connected with Barkley out of the backfield for a 44-yard wheel-route reception down the right sideline to the Georgia State 42, Miles Sanders followed with a 15-yard rush around the left end and then McSorley connected with DaeSean Hamilton on a 27-yard touchdown pass with 11:44 to go in the second quarter for a 21-0 lead.

The two teams traded punts, and then a Grant Haley interception setup a one-play scoring drive, as Miles Sanders scored from 29 yards out for a 28-0 advantage.

Georgia State had its deepest penetration into Penn State territory of the half on its next possession, reaching the Penn State 25, but Shaka Toney dropped Georgia State back five yards on a rushing play, and then Marcus Allen earned his first career interception at the 25, returning it 50 yards to the Georgia State 25. McSorley then capped a four-play drive with an 8-yard touchdown rush with 3:26 remaining before the break for a 35-0 halftime lead.

Third Quarter (Penn State 49, Georgia State 0)

Georgia State received the half-opening kickoff and reached the Penn State 37, but Georgia State quarterback Connor Manning fumbled under pressure and Kevin Givens recovered it at the Penn State 45. McSorley then completed a 21-yard pass to Saeed Blacknall on third-and-3 to the Georgia State 18 and eventually found Brandon Polk in the end zone from 15-yards out for a 42-0 lead.

True freshman Tariq Castro-Fields intercepted Manning's pass on the first play of Georgia State's ensuing possession to give the Nittany Lions the ball back at the Georgia State 42. Stevens caught a 9-yard pass and then took over at quarterback, handing off to Mark Allen for eight yards, taking a 10-yard sack back to the Georgia State 35, and then taking a hit while launching a 35-yard touchdown pass to Blacknall in the back of the end zone for a 49-0 lead.

Fourth Quarter (Penn State 56, Georgia State 0)

Andre Robinson broke free for a career-long 41-yard rushing touchdown with 8:55 remaining for the final margin.

SCORING SUMMARY

	1	2	3	4	OT	F
GSU	0	0	0	0	-	0
PSU	14	21	14	7	-	56

1st	11:48	PSU	8-63/3:12/0-7
		Tommy Stevens 10 yd pass from McSorley (T. Davis kick)	
	0:49	PSU	3-83/0:58/0-14
		Saquon Barkley 85 yd pass from McSorley (T. Davis kick)	
2nd	11:44	PSU	3-86/1:09/0-21
		DaeSean Hamilton 27 yd pass from McSorley (T. Davis kick)	
	8:55	PSU	1-29/0:09/0-28
		Miles Sanders 29 yd rush (T. Davis kick)	
	3:26	PSU	4-25/2:02/0-35
		Trace McSorley 8 yd rush (T. Davis kick)	
3rd	7:56	PSU	6-55/2:45/0-42
		Brandon Polk 15 yd pass from McSorley (T. Davis kick)	
	6:01	PSU	4-42/1:45/0-49
		Saeed Blacknall 35 yd pass from Stevens (T. Davis kick)	
4th	8:55	PSU	4-69/1:47/0-56
		Andre Robinson 41 yd rush (T. Davis kick)	

TEAM STATS

	GSU	PSU
First Downs	21	19
Rushing Yards	150	166
Passing Yards	170	360
Passing (C-A-Int)	18-32-3	21-29-0
Total Offense	320	526
Plays	81	53
Fumbles (#-Lost)	3-2	2-0
Penalties (#-Yards)	3-25	5-45
Possession Time	38:27	21:13
3rd-Down Conv.	11-21	4-9
Red-Zone	0-1	3-3
Touchdowns	0	3
Field goals	0	0

OTHER

Time of Game	3:19
Georgia State	0-2, 0-0 Sun Belt
Penn State	3-0, 0-0 B1G

INDIVIDUAL STATISTICS

RUSHING

Pitt-Ollison, Qadree 15-96; Moss, Chawntez 11-46; Hall, Darrin 5-19; DiNucci, Ben 5-8; French, Maurice 1-8; Maddox, Avonte 1-1; Henderson, Quadree 2-minus 5; Browne, Max 5-minus 18.
Penn State-Barkley, Saquon 14-88; McSorley, Trace 8-66; TEAM 1-minus 2; Sanders, Miles 1-minus 3.

PASSING

Pitt-Browne, Max 19-32-2-138; DiNucci, Ben 5-9-0-49.
Penn State-McSorley, Trace 15-28-1-164.

RECEIVING

Pitt-Weah, Jester 6-65; Araujo-Lopes, Rafael 4-42; Flanagan, Matt 3-19; Ollison, Qadree 2-30; Hall, Darrin 2-9; French, Maurice 2-9; Henderson, Quadree 2-5; Moss, Chawntez 2-minus 4; Mathews, Aaron 1-12.
Penn State-Barkley, Saquon 4-45; Gesicki, Mike 4-39; Hamilton, DaeSean 3-45; Polk, Brandon 1-18; Thompkins, DeAndre 1-12; Johnson, Juwan 1-4; Stevens, Tommy 1-1.

TOP TACKLERS (T-UA-A)

Pitt-Idowu, Oluwaseun 8-6-2; Garner, Bricen 6-5-1; Zeise, Elijah 6-4-2; Jackson, Dane 5-4-1.
Penn State-Allen, Marcus 9-3; Cabinda, Jason 8-5-3; Farmer, Koa 8-4-4; Scott, Nick 7-4-3; Apke, Troy 4-4-0; Haley, Grant 4-3-1; Campbell, Christian 4-3-1; Bowen, Manny 3-1.



GoPSUsports.com

2017

PSUNRIVALED.COM





MARCUS ALLEN

2

Safety | 6-2 | 205

Senior/Senior

Upper Marlboro, Md./Dr. Henry Wise H.S.

Major: Broadcast Journalism

» CAREER NOTES & RECORDS

Career: Ranks No. 11 on Penn State's career tackles chart with 268 stops, trailing Brandon Short's (1996-99) 273 stops for the No. 10 spot...Owns eight career double-digit tackle games (two in 2014, two in 2015, three in 2016, one in 2017)...Blocked the field goal attempt vs. Ohio State, which was picked up and returned for a touchdown by Grant Haley, the first blocked field goal returned for a touchdown in Penn State history.

» 2017

Awards: Earned the Lott IMPACT Trophy Player of the Week on Sept. 12 after piling up 13 tackles vs. Pittsburgh...Named to the Paycom Jim Thorpe Award weekly honor roll on Sept. 13 for his efforts vs. Pittsburgh...Selected to the preseason watch list for the Bednarik Award, Lott IMPACT Trophy, Nagurski Trophy and Thorpe Award...Selected preseason first-team All-American by *Sporting News*...Earned preseason third-team All-America from *Athlon Sports* and *Pro Football Focus*.

Season: Started three games...Selected as team captain prior to the season.

Rankings: Ranks tied for No. 83 nationally and No. 10 in the Big Ten in interceptions per game (0.33).

Akron (9/2): Totaled three tackles, all in the first half...Combined with Christian Campbell on a first-quarter tackle for loss...Notched one pass breakup...Part of a defense that logged 14.0 tackles for loss, the most since recording 15.0 vs. Temple in 2015...One of eight players to be a part of three-straight seasons with a shutout (Illinois, 2015; at Rutgers, 2016; Akron, 2017), marking the longest such streak since a three-year span from 1989-91...Part of a defense that logged a season-opening shutout for the first time since 2007 (FIU, 59-0). **Pittsburgh (9/9):** Recorded his eighth career double-digit tackle game with a game-high 13 stops, including 10 solo...Logged a fourth-quarter tackle for loss, taking down Pittsburgh running back Darrin Hall for a safety, the first Penn State safety since 2010 (D. Still, vs. Minnesota)...Added one pass breakup...Selected as the coaching staff's Co-Defensive Player of the Week with Grant Haley.

Georgia State (9/16): Grabbed the first interception of his career in the second quarter and returned it 50 yards...Added three tackles, all coming in the first half...A part of a unit that posted its second shutout of the season, marking the first time since 2009 a Nittany Lion defense posted two shutouts in a single season...Helped Penn State force five turnovers (three interceptions, two fumble recoveries), the first time since forcing five turnovers last season at Indiana (five fumble recoveries)...Part of a secondary that nabbed three interceptions in a game for the first time since doing so at Maryland in 2015...Named the coaching staff's Defensive Player of the Week.

» 2017 GAME-BY-GAME

Tackles (Solo-Assisted-Total)

AKRON 0-3-3; PITTSBURGH 10-3-13; GEORGIA STATE 2-1-3.

» ALLEN'S CAREER STATISTICS & GAME HIGHS

	UA-A	TK	FF	FR	I	PBU	SACK	TFL
2014	35-23	58	-	-	-	3	1.0-11	2.0-13
2015	43-38	81	2	1	-	2	1.0-9	5.0-19
2016	57-53	110	1	2	-	3	-	6.0-15
2017	12-7	19	-	-	1	2	-	1.5-5
CAREER	147-121	268	3	3	1	10	2.0-20	14.5-52

Tackles 22; Minnesota, 10/1/16
Sacks 1.0; Twice: Last at Maryland, 10/24/15
Tackles for Loss 1.5; Three Times: Last at Indiana, 11/12/16
Forced Fumbles 1; Three Times: Last Kent State, 9/3/16
Fumble Recoveries 1; Three Times: Last at Indiana, 11/12/16
Interceptions 1; Georgia State, 9/16/17
Pass Breakups 2; Twice: Last at Michigan, 9/24/16
Blocked Kicks 1 (FG); Ohio State, 10/22/16
Safety 1; Pittsburgh, 9/9/17



MARK ALLEN

8

Running Back | 5-6 | 185

Graduate/Junior

Hyattsville, Md./DeMatha

Major: Management & Organizational Leadership (master's)

» 2017

Season: Appeared in one game.

Georgia State (9/16): Carried twice for nine yards, including a long run of eight yards...Returned one punt for 10 yards.

» 2017 GAME-BY-GAME

Rushing (Carries-Yards-TD)

AKRON DNP; PITTSBURGH DNP; GEORGIA STATE 2-9-0.

» ALLEN'S CAREER OFFENSIVE STATISTICS & GAME HIGHS

	Att.-Yds.	Avg.	TD	LG	Rec.-Yds.	Avg.	TD	LG
2015	27-98	3.6	1	28	4-44	11.0	1	16
2016	29-115	4.0	1	17	4-24	6.0	1	27
2017	2-9	4.5	-	8	-	-	-	-
CAREER	58-222	3.8	2	28	8-68	8.5	2	27

Rushing attempts 8; Indiana, 10/10/15
Rushing Yards 45; Indiana, 10/10/15
Rushing Touchdowns 1; Twice: Last at Purdue, 10/29/16
Longest Rush 28 yards; Indiana, 10/10/15

Receptions 2; Indiana, 10/10/15
Receiving Yards 29; San Diego State, 9/26/15
Receiving Touchdowns 1; Twice: Last at Rutgers, 11/19/16
Longest Reception 27 yards; at Rutgers, 11/19/16

» 2017 GAME-BY-GAME


Punt Returns (Returns-Yards-TD-YPR)

AKRON DNP; PITTSBURGH DNP; GEORGIA STATE 1-10-0-10.0

» ALLEN'S CAREER PUNT RETURN STATISTICS & GAME HIGHS

	No.	Yds.	Avg.	TD	LG
2015	5	33	6.6	-	14
2016	-	-	-	-	-
2017	1	10	10.0	-	10
CAREER	1	10	10.0	-	10

Punt Returns 4; at Temple, 9/5/15
Punt Return Yards 33; at Temple, 9/5/15
Long Punt Return 14 yards; at Temple, 9/5/15



TROY APKE

28

Safety | 6-1 | 200

Senior/Senior

Mt. Lebanon, Pa./Mount Lebanon

Major: Criminology

» 2017

Awards: Earned *Pro Football Focus* Big Ten Team of the Week honors on Sept. 12 after collecting an interception and five tackles vs. Pittsburgh.

Season: Started three games.

Rankings: Ranks tied for No. 83 nationally and No. 10 in the Big Ten in interceptions per game (0.33).

Akron (9/2): Recorded three tackles, including one solo stop, all coming in the first half...Had one punt return for three yards in the fourth quarter, his first career punt return...One of eight players to be a part of three-straight seasons with a shutout (Illinois, 2015; at Rutgers, 2016; Akron, 2017), marking the longest such streak since a three-year span from 1989-91...Part of a defense that logged a season-opening shutout for the first time since 2007 (FIU, 59-0). **Pittsburgh (9/9):** Made five stops, including four solo...Collected his second career interception in the second quarter...Added a quarterback hurry in the third quarter. **Georgia State (9/16):** Totaled three tackles...Added one pass breakup...A part of a unit that posted its second shutout of the season, marking the first time since 2009 a Nittany Lion defense posted two shutouts in a single season.

» 2017 GAME-BY-GAME

Tackles (Solo-Assisted-Total)

AKRON 1-2-3; PITTSBURGH 4-1-5; GEORGIA STATE 2-1-3.

» APKE'S CAREER STATISTICS & GAME HIGHS

	UA-A	TK	FF	FR	I	PBU	SACK	TFL
2014	2-0	2	-	-	-	-	-	-
2015	14-12	26	1	-	-	1	-	-
2016	11-17	28	-	1	1	-	-	-
2017	7-4	11	-	-	1	1	-	-
CAREER	34-33	67	1	1	2	2	-	-

Tackles 7; Michigan State, 11/26/16
Forced Fumbles 1; Rutgers, 9/19/15
Fumble Recoveries 1; Michigan State, 11/26/16
Interceptions 1; Twice: Last Pittsburgh, 9/9/17
Long Interception Return 10 yards; Iowa, 11/5/16
Pass Breakups 1; Twice: Last Georgia State, 9/16/17

» 2017 GAME-BY-GAME


Punt Returns (Returns-Yards-TD-YPR)

AKRON 1-3-0-3.0; PITTSBURGH 0-0-0-0.0; GEORGIA STATE 0-0-0-0.0

» APKE'S CAREER PUNT RETURN STATISTICS & GAME HIGHS

	No.	Yds.	Avg.	TD	LG
2017	1	3	3.0	-	3
CAREER	1	3	3.0	-	3

Punt Returns 1; Akron, 9/2/17
Punt Return Yards 3; Akron, 9/2/17
Long Punt Return 3 yards; Akron, 9/2/17



JOE ARCANGELO

41

Tight End | 6-4 | 252

Junior/Sophomore


Clarks Summit, Pa./Abington Heights

Major: Economics

» 2017

Season: Appeared in one game...Made his Penn State debut vs. Georgia State (9/16)...One of 23 student-athletes to make their collegiate debut in 2017.

Georgia State (9/16): Made his Penn State debut.



ALEX BARBIR

90

Kicker | 5-9 | 193

Sophomore/Freshman

Cumming, Ga./South Forsyth

Major: Division of Undergraduate Studies

» 2017

Season: Appeared in two games...Made collegiate debut vs. Akron (9/2)...One of 23 student-athletes to make their collegiate debut in 2017...One of 17 freshmen (14 redshirt, 3 true) to appear in 2017.

Akron (9/2): Made collegiate debut in the third quarter...Had two kickoffs for an average of 56.5 yards. **Georgia State (9/16):** Hit three kickoffs for an average of 63.7 yards.

» BARBIR'S CAREER KICKOFF STATISTICS

	No.	Yds	AVG	TB	OB
2017	5	304	60.8	-	2
CAREER	5	304	60.8	-	2





SAQUON BARKLEY

26

Running Back | 5-11 | 228
Junior/Junior
Coplay, Pa./Whitehall
Major: Journalism

» CAREER NOTES & RECORDS

Career: Is the only player in Penn State history with rush and reception of 80-plus yards in a career...Ranks No. 9 on Penn State's career rushing list with 2,879 yards, trailing Lydell Mitchell (2,934; 1969-71) for No. 8...Is just the eighth player in Penn State history with multiple 1,000-yard seasons...Sits No. 8 on the career rushing touchdowns chart (28), trailing the 29 rushing scores by John Cappelletti, Richie Anderson and Evan Royster for No. 5...Ranks tied for No. 10 with 11 career 100-yard games (five in 2015, five in 2016, one in 2017), including two 200-yard efforts...Owns the career record for receiving yards by a running back with 804 yards, passing Tony Hunt's mark of 799 yards (2003-06) vs. Georgia State (9/16/17), doing so with 26 fewer receptions...Sits No. 11 on Penn State's career all-purpose yards with 3,864 yards, trailing D.J. Dozier (3,895; 1983-86) for the No. 10 spot...Is No. 9 in Penn State history with 210 career points scored...Has 90 rushes of 10 or more yards in his career (34 in 2015, 46 in 2016, 10 in 2017)...Owns seven multi-rushing touchdown games in his career (two in 2015, four in 2016, one in 2017)...Has 10 multi-touchdown games (two in 2015, six in 2016, two in 2017)...Had a streak of 14 consecutive games with at least one rush of 20 yards snapped at Rutgers (11/19), a streak that was the second-longest in college football in the last 20 years (19 - LaMichael James, Oregon (2008-10))...Owns three career Big Ten Offensive Player of the Week honors (two in 2016, one in 2017).

Season: Finished No. 5 on Penn State's single-season rushing yardage chart with 1,496 yards in 2016...Broke the sophomore rushing record formerly held by Evan Royster (1,236; 2008) with 1,496 yards in 2016...Owns the sophomore scoring record and ranked No. 4 on the single-season scoring list with 132 points, passing Kevin Kelly's sophomore mark of 96 points (2006)...Barkley and Tyler Davis (128) became the first set of teammates to score 100 points in the same season in Penn State history...Broke the sophomore rushing touchdowns record with his 14th score of 2016 at Rutgers (11/19) in the third quarter and finished with 18 rushing scores...Became the first Nittany Lion since Zach Zwinak (12; 2013) to score 10-plus touchdowns in a season...His 22 overall touchdowns (18 rushing, 4 receiving) are No. 4 on the single-season charts...The 22 total touchdowns are the most since Larry Johnson scored 23 in 2002...His 18 rushing touchdowns tied Richie Anderson (1992) for No. 5 on Penn State's single-season charts...Finished No. 2 on Penn State's single-season all-purpose yards list with 1,927 yards in 2016, the highest total since Larry Johnson's school-record 2,655 yards in 2002...Broke Penn State's freshman (true or redshirt) season record with 1,076 rushing yards in 2015, surpassing D.J. Dozier's mark of 1,002 set in 1983...His 2015 season effort ranks 17th on the Penn State single-season rushing charts...Finished tied for first place on the Penn State true freshman season rushing touchdown (Dozier, 7) and 100-yard rushing games lists (Dozier, 5)...Broke Penn State freshman (true or redshirt) season record for all-purpose yards with 1,237, surpassing the mark set by Dozier (1,191; 1983).

Game: Joins Ki-Jana Carter as the only players in Penn State history with multiple 80-yard rushes in program history (81 at Purdue, 2016; 80 vs. Akron, 2017)...His 85-yard touchdown catch is the third longest reception in Penn State history and the longest by a Penn State player in Beaver Stadium history...Produced the fourth 300-plus all-purpose yard game in Penn State history with 306 yards against USC (1/2/17) in the 2017 Rose Bowl...Became the 15th different Penn Stater with a 200-yard rushing game vs. Maryland (10/8/16) with 202 yards, which ranks No. 24 on Penn State's single-game rushing charts...His 207 yards rushing at Purdue (10/29/16) rank No. 21 on the single-game charts and are the most since Larry Johnson's 279 yards vs. Michigan State in 2002...Twice broke the Penn State sophomore record for all-purpose yards, first with 277 (207 rushing, 70 receiving) at Purdue (10/29/16) and again vs. USC (1/2/17) in the Rose Bowl with 306 (194 rushing, 55 receiving, 54 kick return)...Tallied 30 points at Pittsburgh (9/10/16), which is tied for No. 4 in Penn State history (fifth occasion).

» 2017

Awards: Named Big Ten Co-Offensive Player of the Week (Barrett, OSU) on Sept. 4 after rushing for 174 yards and totaling 246 all-purpose yards vs. Akron...Earned Big Ten Rose Bowl Player of the Week on Sept. 5 after his effort vs. Akron in the season opener...Selected to the Paul Hornung Award Honor Roll on Sept. 11 after posting 183-all purpose yards and two touchdowns vs. Pittsburgh...Selected to the preseason watch list for the Doak Walker Award, Maxwell Award and Walter Camp Award...Among 10 players named to the Big Ten preseason honors list, as selected by the conference's media members, joining teammate Trace McSorley...Named preseason first-team All-America by the Associated Press, ESPN.com, Pro Football Focus, Sports Illustrated, Sporting News, USA Today, Lindy's, Street & Smith and Athlon Sports...Named the No. 5 player in FBS by SI.com...Earned the No. 1 spot on Sports Illustrated's "Feldman's Freaks" list heading into the 2017 campaign.

Season: Started three games...Selected as team captain prior to the season...Had a streak of nine-straight games with a rushing touchdown snapped vs. Georgia State, which was the longest streak by a Penn Stater since Larry Johnson had 11 in a row in 2002.

Rankings: Sits No. 2 in the FBS and leads the Big Ten in all-purpose yards (218.3)...Is No. 10 nationally and No. 2 in the Big Ten in yards per carry (8.08)...Is tied for No. 10 nationally and the Big Ten lead in total touchdowns (5)...Ranks No. 24 in the FBS and No. 4 in the Big Ten in kickoff return average (26.8)...Is tied for No. 26 nationally and No. 3 in the Big Ten in scoring per game (10.0)...Sits No. 27 nationally and No. 4 in the Big Ten in yards per reception (21.9)...Sits No. 29 in the FBS and No. 5 in the Big Ten in rushing yards per game (102.3)...Ranks No. 40 in the FBS and No. 5 in the Big Ten in rushing touchdowns (3)...Ranks tied for No. 50 nationally and No. 8 in the Big Ten in receiving touchdowns (2)...Is No. 55 in the FBS and No. 5 in the Big Ten in receiving yards per game (80.3)...Sits No. 86 in the FBS and No. 13 in the Big Ten in combined kick return yards (107).

Akron (9/2): Rushed for 174 yards and two touchdowns on 14 carries...Posted the second-longest rush of his career, an 80 yard burst in the second quarter...Notched his seventh career multi-rushing touchdown game and ninth career multi-touchdown game...The 80-yard run is tied for No. 10 in program history (eight occasions)...Caught three passes for 54 yards...Returned one kickoff for 20 yards...Totaled 246 all-purpose yards. **Pittsburgh (9/9):** Carried 14 times for 88 yards and one touchdown...Tied a team high with four receptions and 45 yards...Had a then-career-long 46 yard reception in third quarter, scoring a touchdown on the play...Posted his 10th career game with multiple touchdowns...Returned two kickoffs for 50 yards with a long of 32 yards...Owned a game-high 183 all-purpose yards...Earned the coaching staff's Offensive Player of the Week. **Georgia State (9/16):** Led the team with 226 all-purpose yards...Caught four passes for a career-high 142 yards and one touchdown...His 142 yards receiving are the most by a Penn State running back since Len Krouse had 155 yards out of the backfield vs. Syracuse in 1940...Is the first Penn State running back with 100 receiving yards since Tony Hunt had 110 yards at Minnesota in 2004...The 142 receiving yards are the most by a Big Ten running back since Curtis Samuel (OSU) had 177 vs. Bowling Green in 2016...Had an 85-yard reception for a touchdown in the first quarter, a career long that eclipsed his 46-yard reception vs. Pittsburgh (9/9/17)...Had one kickoff return for a career-long 37 yards to open the game...Rushed 10 times for 47 yards with a long run of 33 yards.

» 2017 GAME-BY-GAME

Rushing (Carries-Yards-TD)

AKRON 14-172-2; PITTSBURGH 14-88-1; GEORGIA STATE 10-47-0.

Receiving (Receptions-Yards-TD)

AKRON 3-54-0; PITTSBURGH 4-45-1; GEORGIA STATE 4-142-1.

» BARKLEY'S CAREER OFFENSIVE STATISTICS & GAME HIGHS

	Att.-Yds.	Avg.	TD	LG	Rec.-Yds.	Avg.	TD	LG
2015	182-1,076	5.9	7	56	20-161	8.1	1	32
2016	272-1,496	5.5	18	81	28-402	14.4	4	44
2017	38-307	8.1	3	80	11-241	21.9	2	85
CAREER	492-2,879	5.9	28	81	62-804	12.9	7	85

Rushing Attempts 33; at Indiana, 11/12/16

Rushing Yards 207; at Purdue, 10/29/16

Rushing Touchdowns 4; at Pittsburgh, 9/10/16

Longest Rush 81 yards; at Purdue, 10/29/16

Receptions 6; at Northwestern, 11/7/15

Receiving Yards 142; Georgia State, 9/16/17

Receiving Touchdowns 1; Six Times: Last Georgia State, 9/16/17

Longest Reception 85 yards; Georgia State, 9/16/17

» 2017 GAME-BY-GAME

Kickoff Returns (Returns-Yards-TD-YPR)

AKRON 1-20-0-20.0; PITTSBURGH 2-50-0-25.0; GEORGIA STATE 1-37-0-37.0.

» BARKLEY'S CAREER KICKOFF RETURN STATISTICS & GAME HIGHS

	No.	Yds.	Avg.	TD	LG
2015	-	-	-	-	-
2016	3	74	24.7	-	33
2017	4	107	26.8	-	37
CAREER	7	181	25.9	-	37

Kick Returns 2; Twice: Last Pittsburgh, 9/9/17

Kick Return Yards 57; vs. USC, 1/2/17

Long Kick Return 37 yards; Georgia State, 9/16/17

All-Purpose Yards 306; vs. USC, 1/2/17



RYAN BATES

52

Offensive Line | 6-4 | 310
Junior/Sophomore
Warrington, Pa./Archbishop Wood
Major: Labor & Employment Relations

» 2017

Season: Started three games at left tackle.

Akron (9/2): Helped pave the way for 569 total yards...Cleared the way for Saquon Barkley's 174 rushing yards for his 11th career 100-yard rushing game...Protected Trace McSorley to the tune of 280 passing yards and two scoring throws...Didn't allow a sack or quarterback hurry...Part of the offensive line unit that was named the coaching staff's Offensive Player of the Week. **Pittsburgh (9/9):** Part of an offensive line that allowed just one sack...Blocked for 148 total rushing yards - including 88 from Saquon Barkley - and protected Trace McSorley to the tune of three touchdowns and 164 yards passing...Enabled the team to eclipse the 30-point mark for the ninth-straight game. **Georgia State (9/16):** Guided the offense to 526 yards of total offense, including Trace McSorley's sixth-career 300-yard passing game (309 yards) and his school-record fourth game with four-or-more touchdown passes...Helped Penn State score eight offensive touchdowns, coming from eight different Penn Staters...Saw Penn State eclipse the 30-point mark for the 10th-straight game, the third-longest active streak in the FBS and just the fifth streak of 10-or-more games in Big Ten history.



SAEED BLACKNALL

13

Wide Receiver | 6-3 | 208
Senior/Senior
Manalapan, N.J./Manalapan
Major: Telecommunications

» 2017

Season: Appeared in three games.

Pittsburgh (9/9): Made his first career tackle, a combined special teams stop with Nick Scott in the first quarter. **Georgia State (9/16):** Made three catches for 64 yards...Caught Tommy Stevens' first career touchdown pass, a 35-yard connection, in the third quarter.

» 2017 GAME-BY-GAME

Receiving (Receptions-Yards-TD)

AKRON 0-0-0; PITTSBURGH 0-0-0; GEORGIA STATE 3-64-1.

» BLACKNALL'S CAREER OFFENSIVE STATISTICS & GAME HIGHS

	Att.-Yds.	Avg.	TD	LG	Rec.-Yds.	Avg.	TD	LG
2014	1-(-1)	(-1.0)	-	(-1)	11-112	10.2	1	24
2015	-	-	-	-	8-248	31.0	1	59
2016	-	-	-	-	15-347	23.1	3	70
2017	-	-	-	-	3-64	21.3	1	35
CAREER	1-(-1)	(-1.0)	-	(-1)	37-771	20.8	6	70

Rushing Attempts 1; vs. Boston College, 12/27/14

Rushing Yards -1; vs. Boston College, 12/27/14

Receptions 6; vs. Wisconsin, 12/3/16


Receiving Yards 155; vs. Wisconsin, 12/3/16

Receiving Touchdowns 2; vs. Wisconsin, 12/3/16

Longest Reception 70 yards; vs. Wisconsin, 12/3/16

NOTE: Has one career tackle on kickoff coverage (Pittsburgh, 2017).



**MANNY BOWEN**

43

Linebacker | 6-1 | 226
Junior/Junior
Barnegat, N.J./Barnegat
Major: Media Studies

» 2017

Season: Started three games.

Akron (9/2): Tied for the team lead with five stops, all coming in the first quarter...Combined with Tyrell Chavis on a tackle for loss in the first quarter...Was a part of a defense that logged 14.0 tackles for loss, the most since recording 15.0 vs. Temple in 2015...Part of a defense that logged a season-opening shutout for the first time since 2007 (FIU, 59-0). **Pittsburgh (9/9):** Totaled four tackles...Added one quarterback hurry and one pass breakup. **Georgia State (9/16):** Led the team and tied for game high with six tackles...Combined with Shaka Toney on a third-quarter sack of Conner Manning, a play which Manning fumbled and Penn State recovered...A part of a unit that posted its second shutout of the season, marking the first time since 2009 a Nittany Lion defense posted two shutouts in a single season.

» 2017 GAME-BY-GAME

Tackles (Solo-Assisted-Total)

AKRON 1-4-5; PITTSBURGH 3-1-4; GEORGIA STATE 4-2-6.

» BOWEN'S CAREER STATISTICS & GAME HIGHS

	UA-A	TK	FF	FR	I	PBU	SACK	TFL
2015	12-6	18	1	1	-	-	-	0.5-2
2016	35-33	68	-	-	-	2	2.0-16	8.5-30
2017	8-7	15	-	-	-	1	0.5-4	1-6
CAREER	55-46	101	1	1	-	3	2.5-20	10.0-38

Tackles 12; Ohio State, 10/22/16
Sacks 1.0; Twice: Last Michigan State, 11/26/16
Tackles for Loss 2.0; Minnesota, 10/1/16
Fumble Recoveries 1; Army, 10/3/15
Forced Fumbles 1; at Michigan State, 11/28/15
Pass Breakups 1; Three Times: Last Pittsburgh, 9/9/17

**CAM BROWN**

6

Linebacker | 6-5 | 222
Sophomore/Sophomore
Burtonsville, Md./The Bullis School
Major: Division of Undergraduate Studies

» 2017

Season: Appeared in two games.

Akron (9/2): Totaled four tackles...Made solo stop behind the line in the second quarter...Had one quarterback hurry...Was a part of a defense that logged 14.0 tackles for loss, the most since recording 15.0 vs. Temple in 2015...Part of a defense that logged a season-opening shutout for the first time since 2007 (FIU, 59-0). **Pittsburgh (9/9):** Logged two tackles.

» 2017 GAME-BY-GAME

Tackles (Total-Solo-Assisted)

AKRON 2-2-4; PITTSBURGH 1-1-2; GEORGIA STATE DNP.

» C. BROWN'S CAREER STATISTICS & GAME HIGHS

	UA-A	TK	FF	FR	I	PBU	SACK	TFL
2016	14-19	33	-	-	-	-	0.5-1	1.5-2
2017	3-3	6	-	-	-	-	-	1.0-4
CAREER	19-24	39	-	-	-	-	0.5-1	2.5-6

Tackles 10; at Michigan, 9/24/16
Sacks 0.5; at Rutgers, 11/19/16
Tackles for Loss 1.0; Twice: Last Akron, 9/2/17
Blocked Kicks 1 (punt); Ohio State, 10/22/16

**TORRENCE BROWN**

19

Defensive End | 6-3 | 254
Senior/Junior
Tuscaloosa, Ala./Tuscaloosa Academy
Major: Recreation, Parks & Tourism Management

» 2017

Season: Started three games.

Akron (9/2): Had three assisted tackles...Combined with Parker Cothren on a tackle for loss in the second quarter...Was a part of a defense that logged 14.0 tackles for loss, the most since recording 15.0 vs. Temple in 2015...One of eight players to be a part of three-straight seasons with a shutout (Illinois, 2015; at Rutgers, 2016; Akron, 2017), marking the longest such streak since a three-year span from 1989-91...Part of a defense that logged a season-opening shutout for the first time since 2007 (FIU, 59-0). **Pittsburgh (9/9):** Registered three assisted tackles...Combined with Koa Farmer on a first-quarter tackle for loss...Broke up his first career pass, a second-quarter attempt that he deflected at the line of scrimmage. **Georgia State (9/16):** Made a pair of stops, both coming in the first quarter, and didn't play the final three quarters.

» 2017 GAME-BY-GAME

Tackles (Solo-Assisted-Total)


AKRON 0-3-3; PITTSBURGH 0-3-3; GEORGIA STATE 0-2-2.

» T. BROWN'S CAREER STATISTICS & GAME HIGHS

	UA-A	TK	FF	FR	I	PBU	SACK	TFL
2015	5-6	11	-	1	-	-	1.5-4	5.5-14
2016	16-17	33	3	2	-	-	0.5-4	6.0-18
2017	0-8	8	-	-	-	1	-	1.0-1
CAREER	21-34	55	3	3	-	1	2.0-8	12.5-33

Tackles 6; at Pittsburgh, 9/10/16
Sacks 1.0; Michigan, 11/21/15
Tackles for Loss 2.0; Twice: Last at Pittsburgh, 9/10/16
Forced Fumbles 1; Twice: Last Temple, 9/17/16
Fumble Recoveries 1; Three Times: Last at Indiana, 11/12/16
Pass Breakups 1; Pittsburgh, 9/9/17

NOTE: Has one career touchdown - a 9-yard fumble recovery for a score at Indiana (11/12/16).

**RYAN BUCHHOLZ**

97

Defensive End | 6-6 | 273
Junior/Sophomore
Malvern, Pa./Great Valley
Major: Media Studies

» 2017

Season: Appeared in three games.

Rankings: Ranks tied for No. 53 nationally and No. 6 in the Big Ten in forced fumbles per game (0.33).

Akron (9/2): Logged career highs for tackles (4), tackles for loss (1.5) and sacks (1.0), all coming in the first half...Forced his first career fumble, which was recovered by Akron, in the first quarter...Combined with Robert Windsor on a first-quarter tackle for loss...Toppled Akron quarterback Thomas Woodson for a solo sack in the second quarter...Added one quarterback hurry...Was a part of a defense that logged 14.0 tackles for loss, the most since recording 15.0 vs. Temple in 2015...Part of a defense that logged a season-opening shutout for the first time since 2007 (FIU, 59-0)...Named the coaching staff's Defensive Player of the Week. **Pittsburgh (9/9):** Collected two solo tackles. **Georgia State (9/16):** Made two tackles, including one solo.

» 2017 GAME-BY-GAME

Tackles (Solo-Assisted-Total)

AKRON 2-2-4; PITTSBURGH 2-0-2; GEORGIA STATE 1-1-2.

» BUCHHOLZ'S CAREER STATISTICS & GAME HIGHS

	UA-A	TK	FR	FF	I	PBU	SACK	TFL
2016	10-6	16	-	-	-	-	3.0-20	4.5-26
2017	5-3	8	-	1	-	-	1.0-8	1.5-9
CAREER	15-9	24	-	1	-	-	4.0-28	6.0-35

Tackles 4; Akron, 9/2/17
Sacks 1.0; Four Times: Last Akron, 9/2/17
Tackles for Loss 1.5; Akron, 9/2/17
Forced Fumbles 1; Akron, 9/2/17

**JASON CABINDA**

40

Linebacker | 6-1 | 234
Senior/Senior
Flemington, N.J./Hunterdon Central
Major: Economics

» 2017

Awards: Selected to the preseason watch list for the Bednarik Award, Butkus Award, Lott IMPACT Trophy and Nagurski Trophy.

Season: Started three games...Selected as team captain prior to the season.

Akron (9/2): Made three tackles, all coming in the first half...One of eight players to be a part of three-straight seasons with a shutout (Illinois, 2015; at Rutgers, 2016; Akron, 2017), marking the longest such streak since a three-year span from 1989-91...Part of a defense that logged a season-opening shutout for the first time since 2007 (FIU, 59-0). **Pittsburgh (9/9):** Logged eight tackles to tie for second on the team with Koa Farmer and Nick Scott. **Georgia State (9/16):** Made four tackles - three solo...A part of a unit that posted its second shutout of the season, marking the first time since 2009 a Nittany Lion defense posted two shutouts in a single season.

» 2017 GAME-BY-GAME

Tackles (Solo-Assisted-Total)

AKRON 0-3-3; PITTSBURGH 5-3-8; GEORGIA STATE 3-1-4.

» CABINDA'S CAREER STATISTICS & GAME HIGHS

	UA-A	TK	FF	FR	I	PBU	SACK	TFL
2014	7-10	17	-	-	-	-	-	0.5-1
2015	39-61	100	1	-	1	5	2.5-33	5.5-37
2016	36-45	81	-	-	-	3	1.0-13	4.0-20
2017	7-8	15	-	-	-	-	-	-
CAREER	89-124	213	1	-	1	8	3.5-46	10.0-58

Tackles 14; Army, 10/3/15
Sacks 2.0; Army, 10/3/15
Tackles for Loss 2.0; Twice: Last Ohio State, 10/22/16
Forced Fumbles 1; Army, 10/3/15
Interceptions 1; at Northwestern, 11/7/15
Pass Breakups 2; at Rutgers, 11/19/16

**CHRISTIAN CAMPBELL**

1

Cornerback | 6-1 | 191
Senior/Senior
Phenix City, Ala./Central
Major: Journalism

» 2017

Season: Started three games.

Rankings: Tied for No. 12 nationally and sits No. 5 in the Big Ten in passes defended per game (1.7).

Akron (9/2): Made two stops...Combined with Marcus Allen on a first-quarter tackle for loss...Added two pass breakups...Was a part of a defense that logged 14.0 tackles for loss, the most since recording 15.0 vs. Temple in 2015...Part of a defense that logged a season-opening shutout for the first time since 2007 (FIU, 59-0). **Pittsburgh (9/9):** Registered four tackles, including three solo...Added two pass breakups. **Georgia State (9/16):** Made two solo stops...Broke up a first-quarter pass on third down to force a Georgia State punt on its opening drive...A part of a unit that posted its second shutout of the season, marking the first time since 2009 a Nittany Lion defense posted two shutouts in a single season.

» 2017 GAME-BY-GAME

Tackles (Solo-Assisted-Total)

AKRON 0-2-2; PITTSBURGH 3-1-4; GEORGIA STATE 2-0-2.



» CAMPBELL'S CAREER STATISTICS & GAME HIGHS

	UA-A	TK	FF	FR	I	PBU	SACK	TFL
2014	9-1	10	-	-	1	2	-	1.0-1
2015	6-10	16	-	-	-	2	-	1.0-2
2016	17-14	31	1	-	1	6	-	1.0-4
2017	5-3	8	-	-	-	5	-	0.5-1
CAREER	37-28	65	1	-	2	15	-	3.5-8

Tackles 6; vs. USC, 1/2/17
Tackles for Loss 1.0; Three Times: Last Kent State, 9/3/16
Fumble Recoveries 1; at Indiana, 11/12/16
Interceptions 1; Twice: Last at Purdue, 10/29/16
Pass Breakups 2; Three Times: Last Pittsburgh, 9/9/17



COLIN CASTAGNA 46
 Defensive End | 6-4 | 257
 Junior/Junior
 Barrington, Ill./Barrington
 Major: Kinesiology

» 2017

Season: Appeared in three games.

Akron (9/2): Appeared on defense and special teams. **Pittsburgh (9/9):** Logged a first-quarter assisted stop for his lone tackle of the game. **Georgia State (9/16):** Appeared on special teams and defense.

» 2017 GAME-BY-GAME

Tackles (Solo-Assisted-Total)
 AKRON 0-0-0; PITTSBURGH 0-1-1; GEORGIA STATE 0-0-0.

» CASTAGNA'S CAREER STATISTICS & GAME HIGHS

	UA-A	TK	FF	FR	I	PBU	SACK	TFL
2015	-	-	-	-	-	-	-	-
2016	1-1	2	-	-	-	-	-	1.0-2
2017	0-1	1	-	-	-	-	-	-
CAREER	1-2	3	-	-	-	-	-	1.0-2

Tackles 1; Three Times: Last Pittsburgh, 9/9/17
Tackles for Loss 1.0; at Purdue, 10/29/16



TARIQ CASTRO-FIELDS 5
 Cornerback | 6-0 | 185
 Freshman/Freshman
 Upper Marlboro, Md./Riverdale Baptist School
 Major: Division of Undergraduate Studies

» 2017

Season: Appeared in three games...Made collegiate debut vs. Akron (9/2)...One of 23 student-athletes to make their collegiate debut in 2017...One of 17 freshmen (14 redshirt, 3 true) to appear in 2017.

Rankings: Ranks tied for No. 83 nationally and No. 10 in the Big Ten in interceptions per game (0.33).

Akron (9/2): Made collegiate debut...Appeared on defense and special teams. **Pittsburgh (9/9):** Collected his first career tackle in the fourth quarter, a combined stop with Koa Farmer. **Georgia State (9/16):** Made his first career interception on a leaping grab in the third quarter...Saw time on defense and special teams...Helped Penn State force five turnovers (three interceptions, two fumble recoveries), the first time since forcing five turnovers last season at Indiana (five fumble recoveries)...Part of a secondary that nabbed three interceptions in a game for the first time since doing so at Maryland in 2015.

» 2017 GAME-BY-GAME

Tackles (Solo-Assisted-Total)
 AKRON 0-0-0; PITTSBURGH 0-1-1; 0-0-0; GEORGIA STATE 0-0-0

» CASTRO-FIELDS' CAREER STATISTICS & GAME HIGHS

	UA-A	TK	FF	FR	I	PBU	SACK	TFL
2017	0-1	1	-	-	1	-	-	-
CAREER	0-1	1	-	-	1	-	-	-

Tackles 1; Pittsburgh, 9/9/17
Interceptions 1; Georgia State, 9/16/17



IRVIN CHARLES 11
 Wide Receiver | 6-4 | 223
 Junior/Sophomore
 Sicklerville, N.J./Paul VI
 Major: Recreation, Parks & Tourism Management

» 2017

Season: Appeared in three games.

Akron (9/3): Appeared on offense and special teams. **Pittsburgh (9/9):** Made a solo stop on the opening kickoff of the game...Joined Nick Scott and Garrett Taylor as the coaching staff's Co-Special Teams Player of the Week. **Georgia State (9/16):** Appeared on special teams and offense.

» CHARLES' CAREER OFFENSIVE STATISTICS & GAME HIGHS

	Att.-Yds.	Avg.	TD	LG	Rec.-Yds.	Avg.	TD	LG
2016	-	-	-	-	2-106	53.0	1	80
2017	-	-	-	-	-	-	-	-
CAREER	-	-	-	-	2-106	53.0	1	80

Receptions 1; Twice: Last at Purdue, 10/29/16
Receiving Yards 80; Minnesota, 10/1/16
Receiving Touchdowns 1; Minnesota, 10/1/16
Longest Reception 80; Minnesota, 10/1/16

NOTE: Has 6 career tackles, including five on special teams...Has one kickoff return for 11 yards at Indiana (11/12/16).



TYRELL CHAVIS 56
 Defensive Tackle | 6-3 | 295
 Senior/Senior
 Richmond, Va./Fork Union Military Academy
 Major: African American Studies

» 2017

Season: Appeared in three games.

Akron (9/2): Had career highs in tackles (5), tackles for loss (3.0) and logged his first career sack...Combined with Curtis Cothran for a first-quarter sack...Posted a pair of solo tackles for loss in the fourth quarter...Combined with Manny Bowen on a first-quarter tackle for loss...Five tackles tied for team high...Was a part of a defense that logged 14.0 tackles for loss, the most since recording 15.0 vs. Temple in 2015...Part of a defense that logged a season-opening shutout for the first time since 2007 (FIU, 59-0). **Georgia State (9/16):** Made one tackle.

» 2017 GAME-BY-GAME

Tackles (Solo-Assisted-Total)
 AKRON 2-3-5; PITTSBURGH 0-0-0; GEORGIA STATE 0-1-1.

» CHAVIS' CAREER STATISTICS & GAME HIGHS

	UA-A	TK	FF	FR	I	PBU	SACK	TFL
2016	2-11	13	-	-	-	-	-	1.0-2
2017	2-4	6	-	-	-	-	0.5-2	3.0-7
CAREER	4-15	19	-	-	-	-	0.5-2	4.0-9

Tackles 5; Akron, 9/2/17
Tackles for Loss 3.0; Akron, 9/2/17
Sacks 0.5; Akron, 9/2/17



JAKE COOPER 33
 Linebacker | 6-1 | 225
 Junior/Junior
 Doylestown, Pa./Archbishop Wood
 Major: Telecommunications

» 2017

Season: Appeared in two games.

Akron (9/2): Made two stops. **Georgia State (9/16):** Had one tackle.

» 2017 GAME-BY-GAME

Tackles (Solo-Assisted-Total)
 AKRON 1-1-2; PITTSBURGH DNP; GEORGIA STATE 1-0-1.

» COOPER'S CAREER STATISTICS & GAME HIGHS

	UA-A	TK	FF	FR	I	PBU	SACK	TFL
2015	9-5	14	-	-	-	1	1.0-11	2.5-15
2016	4-11	15	-	-	-	-	-	-
2017	2-1	3	-	-	-	-	-	-
CAREER	15-17	32	-	-	-	1	1.0-11	2.5-15

Tackles 6; Twice: Last at Michigan, 9/24/16
Sacks 1.0; Buffalo, 9/12/15
Tackles for Loss 1.0; Twice: Last vs. Maryland, 10/24/15
Pass Breakups 1; Rutgers, 9/19/15



CURTIS COTHAN 52
 Defensive Tackle | 6-5 | 295
 Graduate/Senior
 Newtown, Pa./Council Rock North
 Major: Media Studies (2nd degree)

» 2017

Season: Started three games.

Akron (9/2): Totaled three tackles...Combined with Tyrell Chavis on a second-quarter sack...Joined Shareef Miller on a first-quarter tackle for loss...Was a part of a defense that logged 14.0 tackles for loss, the most since recording 15.0 vs. Temple in 2015...One of eight players to be a part of three-straight seasons with a shutout (Illinois, 2015; at Rutgers, 2016; Akron, 2017), marking the longest such streak since a three-year span from 1989-91...Part of a defense that logged a season-opening shutout for the first time since 2007 (FIU, 59-0). **Pittsburgh (9/9):** Logged two stops.

» 2017 GAME-BY-GAME

Tackles (Total-Solo-Assisted)
 AKRON 0-3-3; PITTSBURGH 0-2-2; GEORGIA STATE 0-0-0.

» COTHAN'S CAREER STATISTICS & GAME HIGHS

	UA-A	TK	FF	FR	I	PBU	SACK	TFL
2014	1-0	1	-	-	-	-	-	1.0-2
2015	5-11	16	-	-	-	-	2.5-27	4.0-31
2016	11-10	21	-	-	-	-	0.5-5	4.5-15
2017	0-5	5	-	-	-	-	0.5-2	1.0-3
CAREER	17-26	43	-	-	-	-	3.5-34	10.5-51

Tackles 5; vs. Wisconsin, 12/3/16
Sacks 1.0; Twice: Last San Diego State, 9/26/15
Tackles for Loss 3.0; vs. Wisconsin, 12/3/16



PARKER COTHREN 41
 Defensive Tackle | 6-4 | 302
 Graduate/Senior
 Huntsville, Ala./Hazel Green
 Major: Criminology (2nd degree)

» 2017

Season: Started three games.

Akron (9/2): Made one tackle, combining with Torrence Brown on a second quarter tackle for loss...Also added a quarterback hurry in the first quarter...Was a part of a defense that logged 14.0 tackles for loss, the most since recording 15.0 vs. Temple in 2015...One of eight players to be a part of three-straight seasons with a shutout (Illinois, 2015; at Rutgers, 2016; Akron, 2017), marking the longest such streak since a three-year span from 1989-91...Part of a defense that logged a season-opening shutout for the first time since 2007 (FIU, 59-0). **Pittsburgh (9/9):** Logged two stops. **Georgia State (9/16):** Made a pair of tackles...A part of a unit that posted its second shutout of the season, marking the first time since 2009 a Nittany Lion defense posted two shutouts in a single season.

» 2017 GAME-BY-GAME

Tackles (Solo-Assisted-Total)
 AKRON 0-1-1; PITTSBURGH 0-2-2; GEORGIA STATE 0-2-2.

» COTHREN'S CAREER STATISTICS & GAME HIGHS

	UA-A	TK	FF	FR	I	PBU	SACK	TFL
2014	8-3	11	-	-	-	-	0.5-1	2.5-6
2015	4-9	13	-	-	-	1	0.5-2	0.5-2
2016	9-17	26	-	-	-	-	2.0-6	5.5-13
2017	0-5	5	-	-	-	-	-	0.5-1
CAREER	21-34	55	-	-	-	1	3.0-9	9.0-22

Tackles 7; Temple, 9/17/16
Sacks 1.0; Michigan State, 11/26/16
Tackles for Loss 2.5; Temple, 9/17/16
Pass Breakups 1; Michigan, 11/21/15



DAE'LUN DARIEN


87

Wide Receiver | 6-4 | 210
 Sophomore/Freshman
 Baltimore, Md./Dunbar
 Major: Division of Undergraduate Studies

» 2017

Season: Appeared in one game...Made his collegiate debut vs. Georgia State (9/16)...One of 23 student-athletes to make their collegiate debut in 2017...One of 17 freshmen (14 redshirt, 3 true) to appear in 2017.

Georgia State (9/16): Made his collegiate debut in the second half...saw time on special teams and offense.



DESI DAVIS

12

Cornerback | 5-11 | 181
 Senior/Junior
 Ardmore, Pa./Harrison
 Major: Psychology

» 2017

Season: Appeared in one game...Made his collegiate debut vs. Georgia State (9/16)...One of 23 student-athletes to make their collegiate debut in 2017.

Georgia State (9/16): Made his collegiate debut...Made his first career tackle in the fourth quarter, a solo stop.

» 2017 GAME-BY-GAME

Tackles (Solo-Assisted-Total)

AKRON DNP; PITTSBURGH DNP; GEORGIA STATE 1-0-1.

» DAVIS' CAREER STATISTICS & GAME HIGHS

	UA-A	TK	FF	FR	I	PBU	SACK	TFL
2015	-	-	-	-	-	-	-	-
2016	-	-	-	-	-	-	-	-
2017	1-0	1	-	-	-	-	-	-
CAREER	1-0	1	-	-	-	-	-	-

Tackles 1; Georgia State, 9/16/17



TYLER DAVIS

95

Kicker/Punter | 5-11 | 189
 Senior/Senior
 St. Charles, Ill./St. Charles
 Major: Economics

» CAREER NOTES & RECORDS

Career: Ranks No. 12 on Penn State's career field goals made charts with 32...Owns the school record for consecutive field goals made with 18, breaking Sam Ficken's mark of 15 straight makes between the 2012 and 2013 seasons...Had his consecutive field goals made streak snapped on a first quarter blocked kick vs. Ohio State...The 18-straight made field goals were tied for the longest streak in the Big Ten since Brad Craddock (UMD) converted 24-straight in from 2013-14...The 18 consecutive field goals are tied for the fourth-longest streak in Big Ten history.

Season: Tied the Penn State single-season record with 62 converted extra points attempts, equaling Brett Conway's mark from 1994...Joins Brett Conway (62; 1994) and Kevin Kelly (60; 2008) as the only place kickers with 50-plus made extra points in a single season...Tied for No. 2 on Penn State's single-season field goals made charts (22), trailing only Sam Ficken's 24 makes from 2014...Finished No. 5 on the PSU single-season scoring charts (128 points)...Davis and Saquon Barkley (132) became the first set of teammates to score 100 points in the same season...Tied the Big Ten single-season kick scoring record with 128 points, equaling the mark set by Ohio State's Sean Nuernberger in 2014.

» 2017

Awards: Selected to the Lou Groza Award preseason watch list...Selected preseason second-team All-American by *Sporting News*.

Season: Started three games at place kicker...Selected as team captain prior to the season.

Rankings: Sits tied for No. 66 in the FBS and No. 9 in the Big Ten in scoring per game (8.3)...Ranks tied for No. 77 nationally and No. 10 in the Big Ten in field goals made per game (0.67).

Akron (9/2): Converted all seven extra points and 1-of-2 field goal attempts...Hit a career-long 47 yard field goal in the third quarter...Had seven kickoffs for a 64.0 yard average and four touchbacks...Made one tackle...One of 10 Penn Staters to register their first career tackles in the game. **Pittsburgh (9/9):** Successful on his lone field goal attempt and made all four extra points...Converted a 24-yard field goal in the fourth quarter...Hit six kickoffs for an average of 64.0 yards and three touchbacks.

Georgia State (9/16): Connected on all eight extra point attempts, tying a career high (at Purdue, 2016)...Missed his lone field goal attempt, a 39-yard try...Hit six kickoffs for an average of 65.0 yards with all six ending in touchbacks...Named Co-Special Teams Player of the Week by the coaching staff, along with Blake Gillikin.

» DAVIS' CAREER SCORING STATISTICS & GAME HIGHS

	FGM-A	%	0-19	20-29	30-39	40-49	50+	LG	XP	PTS
2015	8-8	100.0	2-2	3-3	2-2	1-1	-	42	11-11	35
2016	22-24	.917	1-1	6-6	12-14	3-3	-	40	62-62	128
2017	2-4	.500	-	1-1	0-2	1-1	-	47	19-19	25
CAREER	32-36	.888	3-3	10-10	14-18	5-5	-	47	92-92	188

Points Scored 15; at Rutgers, 11/19/16

PATs Made 8; Twice: Last Georgia State, 9/16/17

Field Goals Made 4; at Rutgers, 11/19/16

Field Goals Attempted 4; at Rutgers, 11/19/16

Longest Field Goal 47 yards; Akron, 9/2/17

» DAVIS' CAREER KICKOFF STATISTICS

	No.	Yds	AVG	TB	OB
2015	10	595	59.5	3	1
2016	8	461	57.6	1	1
2017	19	1,222	64.3	13	1
CAREER	37	2,278	61.6	17	3

NOTE: Has one career tackle on kickoff coverage (Akron, 2017).



FRANK DI LEO

39

Linebacker | 5-9 | 222
 Junior/Sophomore
 Elmhurst, Ill./Saint Ignatius College Prep
 Major: Business Administration

» 2017

Season: Appeared in one game.

Georgia State (9/16): Made his first career tackle...Combined with Johnathan Thomas on a fourth-quarter stop on special teams.

» 2017 GAME-BY-GAME


Tackles (Solo-Assisted-Total)

AKRON DNP; PITTSBURGH DNP; GEORGIA STATE 0-1-1.

» DI LEO'S CAREER STATISTICS & GAME HIGHS

	UA-A	TK	FF	FR	I	PBU	SACK	TFL
2016	-	-	-	-	-	-	-	-
2017	0-1	1	-	-	-	-	-	-
CAREER	0-1	1	-	-	-	-	-	-

Tackles 1; Georgia State, 9/16/17



NICK EURY

40

Running Back | 5-9 | 207
 Sophomore/Freshman
 Shavertown, Pa./Lake-Lehman
 Major: Division of Undergraduate Studies

» 2017

Season: Appeared in one game...One of 23 student-athletes to make their collegiate debut in 2017...One of 17 freshmen (14 redshirt, 3 true) to appear in 2017.

Georgia State (9/16): Made his collegiate debut...Carried once for four yards in the fourth quarter.

» 2017 GAME-BY-GAME

Rushing (Carries-Yards-TD)

AKRON DNP; PITTSBURGH DNP; GEORGIA STATE 1-4-0.


» EUREY'S CAREER OFFENSIVE STATISTICS & GAME HIGHS

	Att.-Yds.	Avg.	TD	LG	Rec.-Yds.	Avg.	TD	LG
2017	1-4	4.0	-	-	-	-	-	-
CAREER	1-4	4.0	-	-	-	-	-	-

Rushing attempts 1; Georgia State, 9/16/17

Rushing Yards 4; Georgia State, 9/16/17

Long Rush 4 yards; Georgia State, 9/16/17



KOA FARMER

7

Linebacker | 6-1 | 231
 Senior/Junior
 Lake View Terrace, Calif./Notre Dame
 Major: Criminology & Sociology

» 2017

Awards: Named to the watch list for the Polynesian College Football Player of the Year Award.

Season: Started three games.

Akron (9/2): Made two stops, both coming in the first half...Combined with Brandon Smith on a second-quarter tackle for loss...Was a part of a defense that logged 14.0 tackles for loss, the most since recording 15.0 vs. Temple in 2015...Part of a defense that logged a season-opening shutout for the first time since 2007 (FIU, 59-0). **Pittsburgh (9/9):** Logged a career-high eight stops to tie with Jason Cabinda and Nick Scott for No. 2 on the team...Added 1.5 tackles for loss, including a solo takedown of Pittsburgh quarterback Ben DiNucci on third-and-goal in the fourth quarter...Combined with Torrence Brown on a first-quarter tackle for loss...Part of a defense that piled up five sacks, its most since logging six last season vs. No. 2 Ohio State. **Georgia State (9/16):** Made one tackle...A part of a unit that posted its second shutout of the season, marking the first time since 2009 a Nittany Lion defense posted two shutouts in a single season.



» 2017 GAME-BY-GAME

Tackles (Solo-Assisted-Total)

AKRON 0-2-2; PITTSBURGH 4-4-8; GEORGIA STATE 1-0-1.

» FARMER'S CAREER STATISTICS & GAME HIGHS

	UA-A	TK	FF	FR	I	PBU	SACK	TFL
2015	-	-	-	-	-	-	-	-
2016	14-15	29	1	-	-	1	3.0-13	4.5-16
2017	5-6	11	-	-	-	-	1.0-4	2.0-5
CAREER	19-21	40	1	-	-	1	4.0-17	6.5-21

Tackles 5; Maryland, 10/8/16
Sacks 1.0; Four Times: Last Pittsburgh, 9/9/17
Tackles for Loss 1.5; Twice: Last Pittsburgh, 9/9/17
Forced Fumbles 1; Maryland, 10/8/16
Pass Breakups 1; at Purdue, 10/29/16

NOTE: Has 18 career kickoff returns for 405 yards (22.5 ypr), all coming in 2015.

**BILLY FESSLER**

16

Quarterback | 5-11 | 190
 Senior/Junior
 Erie, Pa./Erie Cathedral Prep
 Major: Finance

» 2017

Season: Appeared in three games...Has held on all placements during the season.

Georgia State (9/16): Completed his first career pass on his first collegiate throw to Jonathan Holland, for Holland's first career reception... Finished 1-of-2 passing for eight yards.

» 2017 GAME-BY-GAME

Passing (Comp.-Att.-Yds.-TD-INT)

AKRON 0-0-0-0-0; PITTSBURGH 0-0-0-0-0; GEORGIA STATE 1-2-8-0-0.

» FESSLER'S CAREER PASSING STATISTICS & GAME HIGHS

	C-A	Yds.	%	TD-INT	YPG	LG
2015	-	-	-	-	-	-
2016	-	-	-	-	-	-
2017	1-2	8	50.0	-	8.0	8
CAREER	1-2	8	50.0	-	8.0	8

Pass Completions 1; Georgia State, 9/16/17
Pass Attempts 2; Georgia State, 9/16/17
Passing Yards 8; Georgia State, 9/16/17
Long Pass 8 yards; Georgia State, 9/16/17

**WILL FRIES**

71

Offensive Line | 6-6 | 305
 Sophomore/Freshman
 Cranford, N.J./Cranford
 Major: Division of Undergraduate Studies

» 2017

Season: Appeared in three games with one start...Made collegiate debut vs. Akron (9/2) on special teams...Made his first career start vs. Georgia State (9/16)...One of 23 student-athletes to make their collegiate debut in 2017...One of 17 freshmen (14 redshirt, 3 true) to appear in 2017.

Akron (9/2): Made collegiate debut...Appeared on both special teams and offense. Pittsburgh (9/9): Appeared on special teams. Georgia State (9/16): Made his first career start at left guard...Guided the offense to 526 yards of total offense, including Trace McSorley's sixth-career 300-yard passing game (309 yards) and his school-record fourth game with four-or-more touchdown passes...Helped Penn State score eight offensive touchdowns, coming from eight different Penn Staters...Saw Penn State eclipse the 30-point mark for the 10th-straight game, the third-longest active streak in the FBS and just the fifth streak of 10-or-more games in Big Ten history.

**ALEX GELLERSTEDT**

51

Offensive Line | 6-6 | 303
 Sophomore/Freshman
 Dublin, Ohio/Dublin Coffman
 Major: Division of Undergraduate Studies

» 2017

Season: Appeared in three games...Made collegiate debut vs. Akron (9/2) on special teams...One of 23 student-athletes to make their collegiate debut in 2017...One of 17 freshmen (14 redshirt, 3 true) to appear in 2017.

Akron (9/2): Made collegiate debut...Appeared on both special teams and offense. Pittsburgh (9/9): Appeared on special teams. Georgia State (9/16): Appeared on special teams and offense.

**MIKE GESICKI**

88

Tight End/H-Back | 6-6 | 257
 Senior/Senior
 Manahawkin, N.J./Southern Regional
 Major: Advertising & Public Relations

» CAREER NOTES & RECORDS

Career: Sits No. 25 on Penn State's career receiving yards chart with 1,041 yards...Became the 25th Penn State pass catcher to eclipse 1,000 receiving yards vs. Pittsburgh (9/9/17)...Owns 10 career touchdown receptions, which is one shy of Jesse James' (11; 2012-14) school record for a tight end.

Season: Owns the single-season record for receptions by a tight end with 48, passing Andrew Quarless (41; 2009), and yardage by a tight end at 679, besting Mickey Shuler's single-season record of 600 receiving yards (1977)...Tied the Penn State season record for touchdown catches for a tight end (5) in 2016.

» 2017

Awards: Earned Pro Football Focus Big Ten Team of the Week honors on Sept. 12 after catching two touchdown passes vs. Pittsburgh...Named to the Mackey Award preseason watch list...Selected a preseason first-team All-America by the Associated Press, Sporting News, USA Today and Street & Smith...Earned second-team All-America from Sports Illustrated, Athlon Sports and Lindy's.

Season: Made three starts...Caught a touchdown pass in five-straight games from Nov. 26, 2016-Sept. 9, 2017, including multiple touchdown grabs in in the first two games of 2017.

Rankings: Ranks tied No. 5 nationally and No. 1 in the Big Ten in receiving touchdowns (4)...Is tied for No. 28 in the FBS and No. 3 in the Big Ten in total touchdowns (4)...Sits tied for No. 71 nationally and No. 10 in the Big Ten in scoring (8.0 ppg).

Akron (9/2): Had career highs with six catches and two touchdown grabs...Totalled 58 yards...Made scoring grabs of 13 and 35 yards. Pittsburgh (9/9): Had two touchdown grabs and tied for team high with four catches...Totalled 39 yards receiving...Made his first career tackle on an interception that ended the first half. Georgia State (9/16): Caught two passes for 26 yards, including a 20-yard catch-and-run to get Penn State out of the shadow of its own goal line after GSU downed a punt at the PSU 1-yard line.

» 2017 GAME-BY-GAME

Receiving (Receptions-Yards-TD)

AKRON 6-58-2; PITTSBURGH 4-39-2; GEORGIA STATE 2-26-0.

» GESICKI'S CAREER OFFENSIVE STATISTICS & GAME HIGHS

	Att.-Yds.	Avg.	TD	LG	Rec.-Yds.	Avg.	TD	LG
2014	-	-	-	-	11-114	10.4	-	30
2015	-	-	-	-	13-125	9.6	1	33
2016	-	-	-	-	48-679	14.1	5	53
2017	-	-	-	-	12-123	10.2	4	35
CAREER	-	-	-	-	90-1,041	11.6	10	53

Receptions 6; Akron, 9/2/17
Receiving Yards 88; at Indiana, 11/12/16
Receiving Touchdowns 2; Twice: Last Pittsburgh, 9/9/17
Longest Reception 53 yards; Minnesota, 10/1/16

NOTE: Has one career tackle (Pittsburgh, 2017).

**BLAKE GILLIKIN**

93

Punter | 6-2 | 196
 Sophomore/Sophomore
 Smyrna, Ga./The Westminster Schools
 Major: Kinesiology (Schreyer Honors College)

» CAREER NOTES & RECORDS

Career: Is tied with Jeremy Boone (2007-09) as Penn State's career punting average leader (43.1 ypp)...Has 10 career punts downed inside the opponent's 10-yard line (seven in 2016, three in 2017)

Season: Broke the Penn State freshman season punting average record with 42.8 yards per punt, surpassing the record set by Jeremy Kapinos in 2003 (41.9)...Ranks No. 7 on Penn State's single-season punting average chart.

Game: Set the Penn State freshman record for punting average in a game with five kicks for an average of 50.8 yards in the Rose Bowl against USC.

» 2017

Awards: Named to the Ray Guy Award preseason watch list.

Season: Started three games as punter.

Rankings: Sits No. 27 in the FBS and No. 4 in the B1G in punting average (45.0).

Akron (9/2): Punted twice in the fourth quarter for an average of 50.0 yards per punt. Pittsburgh (9/9): Hit six punts for an average of 43.2 yards...Pinned Pittsburgh inside its own 20-yard line on four occasions, a career high...Had two punts fair caught. Georgia State (9/16): Booted three punts, two of which were downed inside the GSU 20-yard line... Averaged 45.3 yards per punt...Placed one punt at the Panthers' 10-yard line for his third punt of the season inside the opposing team's 10-yard line...Had a long punt of 52 yards...Named Co-Special Teams Player of the Week by the coaching staff, along with Blake Gillikin.

» GILLIKIN'S CAREER PUNTING STATISTICS & GAME HIGHS

	Punts	Yards	Avg.	I-20	FC	50+	LG	BLK
2016	61	2,611	42.8	21	18	10	69	1
2017	11	495	45.0	6	3	2	56	-
CAREER	72	3,106	43.1	27	19	12	69	1

Punt Attempts 7; Ohio State, 10/22/16

Punt Yards 282; Kent State, 9/3/16

Punt Average 50.8; vs. USC, 1/2/17

Longest Punt 69; at Pittsburgh, 9/10/16

Punts Inside the 20 4; Pittsburgh, 9/9/17

**KEVIN GIVENS**

30

Defensive Tackle | 6-1 | 281
 Junior/Sophomore
 Altoona, Pa./Altoona Area
 Major: Criminology

» 2017

Season: Appeared in three games.

Rankings: Tied for No. 8 nationally and No. 3 in the Big Ten in fumble recoveries (1).

Akron (9/2): Made one tackle. Pittsburgh (9/9): Combined with Shaka Toney on a tackle for loss in the fourth quarter for his lone stop of the game. Georgia State (9/16): Made one tackle...Recovered his third career fumble in the third quarter...Helped Penn State force five turnovers (three interceptions, two fumble recoveries), the first time since forcing five turnovers last season at Indiana (five fumble recoveries).

» 2017 GAME-BY-GAME

Tackles (Solo-Assisted-Total)

AKRON 0-1-1; PITTSBURGH 0-1-1; GEORGIA STATE 1-0-1.

» GIVENS' CAREER STATISTICS & GAME HIGHS

	UA-A	TK	FF	FR	I	PBU	SACK	TFL
2016	12-14	26	-	2	-	1	4.5-28	7.0-33
2017	1-2	3	-	1	-	-	-	0.5-1
CAREER	13-17	10	-	3	-	1	4.5-28	7.5-34

Tackles 3; Four Times: Last Iowa, 11/5/16


Sacks 1.0; Three Times: Last Michigan State, 11/26/16

Tackles for Loss 1.0; Five Times: Last Michigan State, 11/26/16

Fumble Recoveries 1; Three Times: Last Georgia State, 9/16/17

Pass Breakup 1; at Indiana, 11/12/16




**STEVEN GONZALEZ****74**

Offensive Line | 6-5 | 339
Junior/Sophomore
Union City, N.J./Union City
Major: History

» 2017

Season: Started three games.

Akron (9/2): Helped pave the way for 569 total yards...Cleared the way for Saquon Barkley's 174 rushing yards for his 11th career 100-yard rushing game...Protected Trace McSorley to the tune of 280 passing yards and two scoring throws...Didn't allow a sack or quarterback hurry...Part of the offensive line unit that was named the coaching staff's Offensive Player of the Week. **Pittsburgh (9/9):** Part of an offensive line that allowed just one sack...Blocked for 148 total rushing yards - including 88 from Saquon Barkley - and protected Trace McSorley to the tune of three touchdowns and 164 yards passing...Enabled the team to eclipse the 30-point mark for the ninth-straight game. **Georgia State (9/16):** Guided the offense to 526 yards of total offense, including Trace McSorley's sixth-career 300-yard passing game (309 yards) and his school-record fourth game with four-or-more touchdown passes...Helped Penn State score eight offensive touchdowns, coming from eight different Penn Staters...Saw Penn State eclipse the 30-point mark for the 10th-straight game, the third-longest active streak in the FBS and just the fifth streak of 10-or-more games in Big Ten history.

**YETUR GROSS-MATOS****99**

Defensive End | 6-5 | 242
Freshman/Freshman
Spotsylvania, Va./Chancellor
Major: Division of Undergraduate Studies

» 2017

Season: Appeared in three games...Made collegiate debut vs. Akron (9/2)...One of 23 student-athletes to make their collegiate debut in 2017...One of 17 freshmen (14 redshirt, 3 true) to appear in 2017.

Rankings: Tied for No. 8 nationally and No. 3 in the Big Ten in fumble recoveries (1).

Akron (9/2): Made collegiate debut...Logged two stops...Added one quarterback hurry in the fourth quarter...One of 10 Penn Staters to register their first career tackles in the game. **Pittsburgh (9/9):** Had a solo stop in the fourth quarter. **Georgia State (9/16):** Made back-to-back big plays early in the fourth quarter...Combined with Antonio Shelton on a tackle for loss, before recovering a fumble that was forced by Daniel Joseph on third down...It was his first career fumble recovery and capped a five-turnover game for the Penn State defense...Helped Penn State force five turnovers (three interceptions, two fumble recoveries), the first time since forcing five turnovers last season at Indiana (five fumble recoveries).

» 2017 GAME-BY-GAME

Tackles (Solo-Assisted-Total)

AKRON 1-1-2; PITTSBURGH 1-0-1; GEORGIA STATE 0-1-1.


» GROSS-MATOS' CAREER STATISTICS & GAME HIGHS

	UA-A	TK	FR	FF	I	PBU	SACK	TFL
2017	2-2	4	1	-	-	-	-	0.5-1
CAREER	2-2	4	1	-	-	-	-	0.5-1

Tackles 2; Akron, 9/17

Tackles for Loss 0.5; Georgia State, 9/16/17

Fumble Recoveries 1; Georgia State, 9/16/17

**GRANT HALEY****15**

Cornerback | 5-9 | 185
Senior/Senior
Atlanta, Ga./The Lovett School
Major: Advertising & Public Relations

» CAREER NOTES & RECORDS

Career: Became the first player in school history to return a blocked field goal for a touchdown vs. Ohio State (10/22), taking it back 60 yards following a Marcus Allen block.

Season: Broke the Penn State season record with 32 kickoff returns in 2014 (Chaz Powell, 27; 2011), a mark since topped by Miles Sanders (33; 2016)...His 659 kickoff return yards in 2014 rank third on the school season list behind Powell (733 yards; 2011) and Sanders (688; 2016).

» 2017

Awards: Earned *Pro Football Focus* Big Ten Team of the Week honors on Sept. 12 after grabbing his first interception of the season vs. Pittsburgh.

Season: Started three games...Selected as team captain prior to the season.

Rankings: Is tied for No. 8 nationally and No. 1 in the Big Ten in interceptions per game (0.7).

Akron (9/2): Made one tackle...One of eight players to be a part of three-straight seasons with a shutout (Illinois, 2015; at Rutgers, 2016; Akron, 2017), marking the longest such streak since a three-year span from 1989-91...Part of a defense that logged a season-opening shutout for the first time since 2007 (FIU, 59-0). **Pittsburgh (9/9):** Made plays all over the field, with four tackles and one tackle for loss - a first-quarter sack of Panther quarterback Max Browne for his first career quarterback takedown...Added one pass breakup...Intercepted his fourth career pass in the first quarter and returned it a career-long 42 yards to set up Penn State's opening touchdown...Part of a defense that piled up five sacks, its most since logging six last season vs. No. 2 Ohio State...Selected as the coaching staff's Co-Defensive Player of the Week with Marcus Allen. **Georgia State (9/16):** Logged two stops...Corralled his second interception of the season in the second quarter...A part of a unit that posted its second shutout of the season, marking the first time since 2009 a Nittany Lion defense posted two shutouts in a single season...Helped Penn State force five turnovers (three interceptions, two fumble recoveries), the first time since forcing five turnovers last season at Indiana (five fumble recoveries)...Part of a secondary that nabbed three interceptions in a game for the first time since doing so at Maryland in 2015.

» 2017 GAME-BY-GAME

Tackles (Solo-Assisted-Total)

AKRON 1-0-1; PITTSBURGH 3-1-4; GEORGIA STATE 1-1-2.

» HALEY'S CAREER STATISTICS & GAME HIGHS

	UA-A	TK	FR	FF	I	PBU	SACK	TFL
2014	12-6	18	-	-	1	2	-	-
2015	27-15	42	1	-	2	7	-	2.0-10
2016	23-16	39	-	-	-	4	-	1.5-4
2017	5-2	7	-	-	2	1	1.0-9	1.0-9
CAREER	67-39	106	1	-	5	14	1.0-9	4.5-23

Tackles 7; Three Times: Last vs. USC, 1/2/17

Tackles for Loss 1.0; Three Times: Last Pittsburgh, 9/9/17

Sacks 1.0; Pittsburgh, 9/9/17

Forced Fumbles 1; at Northwestern, 11/7/15

Interceptions 1; Five Times: Last Georgia State, 9/16/17

Long Interception Return 42 yards; Pittsburgh, 9/9/17

Pass Breakups 2; Three Times: Last vs. USC, 1/2/17

NOTE: Has two career touchdowns - returned a blocked kick 60 yards for a touchdown vs. Ohio State in 2016 and returned an interception 30 yards for a score against Temple in 2014.

**DaeSEAN HAMILTON****5**

Wide Receiver | 6-1 | 204
Graduate/Senior
Fredericksburg, Va./Mountain View
Major: Telecommunications (2nd degree)

» CAREER NOTES & RECORDS

Career: Caught at least one pass in 34-straight games to begin his career, a streak that was snapped vs. Iowa (11/5/16)...Has at least one catch in 41 of 43 career games...Ranks No. 3 on Penn State's all-time receptions list with 170 catches, trailing only Allen Robinson (177; 2011-13) and Deon Butler (179; 2005-08) on the career charts...Ranks No. 6 on Penn State's all-time receiving yardage list (2,148)...Is the ninth player in Penn State history to eclipse the 2,000-yard receiving mark...Has 16 career games with five-plus receptions (9 in 2014, 5 in 2015, 2 in 2016)...Is one of just 14 Nittany Lions with 100-plus career receptions, joining former teammate Chris Godwin (154; 2014-16) and current assistant coach Terry Smith (108; 1989-91)...Hamilton and Godwin were just the second set of teammates with 100-plus career receptions, joining Derrick Williams, Jordan Norwood and Deon Butler (2005-08).

Season: His 82 catches in 2014 rank second on Penn State's single-season charts, trailing only Allen Robinson (97 in 2013)...Broke the Penn State freshman season records for receptions and receiving yards in 2014...In just the sixth game of the season, broke the Penn State freshman record for receptions in a season with his second of seven catches at Michigan, passing Deon Butler's mark of 37 from the 2005 season...Set the program freshman record for receiving yards in a season against Maryland, passing Butler's mark of 691 yards in 2005...One of just six Penn State freshmen to record a 100-yard receiving game and his four 100-yard efforts are the most by a Penn State freshman, surpassing Butler's two from 2005.

Game: Broke the Penn State freshman records for receptions (14) and receiving yards (165) in a game in 2014...Broke the Penn State game reception record with 14 catches against No. 13 Ohio State.

» 2017

Season: Started three games...Selected as team captain prior to the season.

Rankings: Ranks No. 61 in the FBS and No. 6 in the Big Ten in yards per reception (18.11).

Akron (9/2): Made three catches for 74 yards...Made catches of 19, 26 and 29 yards in the game. **Pittsburgh (9/9):** Made three receptions and tied for the team high with 45 yards. **Georgia State (9/16):** Made three catches for 44 yards and one touchdown...Made a first-down reception on Penn State first scoring drive...Hauled in a 27-yard touchdown catch from Trace McSorley in the second quarter for his 10th career touchdown grab.

» 2017 GAME-BY-GAME

Receiving (Receptions-Yards-TD)

AKRON 3-74-0; PITTSBURGH 3-45-0; GEORGIA STATE 3-44-1.

» HAMILTON'S CAREER OFFENSIVE STATISTICS & GAME HIGHS

	Att.-Yds.	Avg.	TD	LG	Rec.-Yds.	Avg.	TD	LG
2014	8-32	4.0	-	11	82-899	11.0	2	51
2015	-	-	-	-	45-580	12.9	6	48
2016	1-(-12)	(-12.0)	-	-	34-506	14.9	1	54
2017	-	-	-	-	9-163	18.1	1	29
CAREER	9-20	2.2	-	11	173-2,148	12.4	10	54

Receptions 14; Ohio State, 10/25/14

Receiving Yards 165; vs. UCF, 8/30/14

Receiving Touchdowns 1; 10 Times: Last Georgia State, 9/16/17

Longest Reception 54 yards; at Indiana, 11/12/16

Rushing Attempts 3; at Illinois, 11/22/14

Rushing Yards 14; at Illinois, 11/22/14

Longest Rush 11 yards; at Illinois, 11/22/14

All-Purpose Yards 165; vs. UCF, 8/30/14

NOTE: Has two career tackles.





CODY HODGKINS 86
Wide Receiver | 5-7 | 173
Graduate/Senior
Wesley Chapel, Fla./Robinson
Major: Educational Leadership (master's)

» 2017

Season: Appeared in one game.

Georgia State (9/16): Appeared in the fourth quarter on offense.



JONATHAN HOLLAND 18
Tight End/H-Back | 6-4 | 240
Junior/Sophomore
Brandywine, Md./The Bullis School
Major: Labor & Employment Relations

» 2017

Season: Appeared in three games.

Akron (9/2): Saw time on offense and special teams. **Pittsburgh (9/9):** Appeared on offense and special teams. **Georgia State (9/16):** Made his first career reception, an 8-yard grab from Billy Fessler, for Fessler's first career completion...Also saw time on special teams.

» 2017 GAME-BY-GAME

Receiving (Receptions-Yards-TD)

AKRON 0-0-0; PITTSBURGH 0-0-0; GEORGIA STATE 1-8-0.

» HOLLAND'S CAREER OFFENSIVE STATISTICS & GAME HIGHS

	Att.-Yds.	Avg.	TD	LG	Rec.-Yds.	Avg.	TD	LG
2017	-	-	-	-	1-8	8.0	-	8
CAREER	-	-	-	-	1-8	8.0	-	8

Receptions 1; Georgia State, 9/16/17

Receiving Yards 8; Georgia State, 9/16/17

Longest Reception 8 yards; Georgia State, 9/16/17



IMMANUEL IYKE 96
Defensive Tackle | 6-2 | 298
Junior/Sophomore
Hackettstown, N.J./Parsippany Hills
Major: Telecommunications

» 2017

Season: Appeared in two games.

Akron (9/2): Made his first career tackle in the fourth quarter...One of 10 Penn Staters to register their first career tackles in the game. **Georgia State (9/16):** Registered his first career tackle for loss in the fourth quarter with a 7-yard tackle behind the line of scrimmage.

» 2017 GAME-BY-GAME

Tackles (Solo-Assisted-Total)


AKRON 0-1-1; PITTSBURGH DNP; GEORGIA STATE 1-0-1.

» IYKE'S CAREER STATISTICS & GAME HIGHS

	UA-A	TK	FF	FR	I	PBU	SACK	TFL
2017	-	-	-	-	-	-	-	-
2017	1-1	2	-	-	-	-	-	1.0-7
CAREER	1-1	2	-	-	-	-	-	1.0-7

Tackles 1; Twice: Last Georgia State, 9/16/17

Tackles for Loss 1; Georgia State, 9/16/17



STERLING JENKINS 76
Offensive Line | 6-8 | 336
Junior/Sophomore
Pittsburgh, Pa./Baldwin
Major: English

» 2017

Season: Appeared in one game.

Georgia State (9/2): Appeared on offense in the fourth quarter.



JAN JOHNSON 36
Linebacker | 6-2 | 226
Junior/Sophomore
Mohnton, Pa./Governor Mifflin
Major: Psychology

» 2017

Season: Appeared in two games.

Akron (9/2): Tied a career high with two tackles - both solo. **Georgia State (9/16):** Made one stop.

» 2017 GAME-BY-GAME

Tackles (Solo-Assisted-Total)

AKRON 2-0-2; PITTSBURGH DNP; GEORGIA STATE 1-0-1.

» JOHNSON'S CAREER STATISTICS & GAME HIGHS

	UA-A	TK	FF	FR	I	PBU	SACK	TFL
2016	1-1	2	-	-	-	-	-	-
2017	3-0	3	-	-	-	-	-	-
CAREER	4-1	5	-	-	-	-	-	-

Tackles 2; Twice: Last Akron, 9/2/17



JUWAN JOHNSON 84
Wide Receiver | 6-4 | 227
Junior/Sophomore
Glassboro, N.J./Glassboro
Major: Telecommunications

» 2017

Season: Started three games.

Akron (9/2): Made four receptions for a game-high 84 yards...Both totals were career highs and surpassed his career totals coming into the season.

Pittsburgh (9/9): Made one catch for four yards. **Georgia State (9/16):** Caught two passes for 17 yards.

» 2017 GAME-BY-GAME

Receiving (Receptions-Yards-TD)

AKRON 4-84-0; PITTSBURGH 1-4-0; GEORGIA STATE 2-17-0.

» JOHNSON'S CAREER OFFENSIVE STATISTICS & GAME HIGHS

	Att.-Yds.	Avg.	TD	LG	Rec.-Yds.	Avg.	TD	LG
2016	-	-	-	-	2-70	35.0	-	43
2017	-	-	-	-	7-105	15.0	-	33
CAREER	-	-	-	-	9-175	19.4	-	43

Receptions 4; Akron, 9/2/17

Receiving Yards 84; Akron, 9/2/17

Longest Reception 43 yards; Michigan State, 11/26/16

Tackles 2; Twice: Last vs. USC, 1/2/17

Blocked Punt 1; at Rutgers, 11/19/16

NOTE: Has nine career special teams tackles.



ELLISON JORDAN 42
Defensive Tackle | 6-0 | 292
Sophomore/Freshman
Upper Marlboro, Md./Gilman School
Major: Division of Undergraduate Studies

» 2017

Season: Appeared in two games...Made collegiate debut vs. Akron (9/2)...One of 23 student-athletes to make their collegiate debut in 2017...One of 17 freshmen (14 redshirt, 3 true) to appear in 2017.

Akron (9/2): Made collegiate debut...Logged first career tackle in the fourth quarter...One of 10 Penn Staters to register their first career tackles in the game. **Georgia State (9/16):** Made three tackles...Added his first career pass breakup in the second quarter.

» 2017 GAME-BY-GAME

Tackles (Solo-Assisted-Total)

AKRON 0-1-1; PITTSBURGH DNP; GEORGIA STATE 1-2-3.

» JORDAN'S CAREER STATISTICS & GAME HIGHS

	UA-A	TK	FF	FR	I	PBU	SACK	TFL
2017	1-3	4	-	-	-	1	-	-
CAREER	1-3	4	-	-	-	1	-	-

Tackles 2; Georgia State, 9/16/17

Pass Breakups 1; Georgia State, 9/16/17



DANIEL JOSEPH 49
Defensive End | 6-3 | 250
Sophomore/Freshman
Brampton, Ontario/Lake Forest Academy (Ill.)
Major: Division of Undergraduate Study

» 2017

Season: Appeared in two games...Made collegiate debut vs. Akron (9/2)...One of 23 student-athletes to make their collegiate debut in 2017...One of 17 freshmen (14 redshirt, 3 true) to appear in 2017.

Akron (9/2): Made collegiate debut. **Georgia State (9/16):** Totaled three tackles, including 2.0 tackles for loss and 1.0 sacks...Forced his first career fumble while sacking Panther quarterback Aaron Winchester in the fourth quarter to cap a five-turnover night for the Penn State defense...Collected his first career tackle for loss in the second quarter.

» 2017 GAME-BY-GAME

Tackles (Solo-Assisted-Total)

AKRON 0-0-0; PITTSBURGH DNP; GEORGIA STATE 2-1-3.

» JOSEPH'S CAREER STATISTICS & GAME HIGHS

	UA-A	TK	FF	FR	I	PBU	SACK	TFL
2017	2-1	3	1	-	-	-	1.0-6	2.0-7
CAREER	2-1	3	1	-	-	-	1.0-6	2.0-7

Tackles 3; Georgia State, 9/16/17

Tackles for Loss 2.0; Georgia State, 9/16/17

Sacks 1.0; Georgia State, 9/16/17

Forced Fumbles 1; Georgia State, 9/16/17



ISAAC LUTZ 85
Wide Receiver | 5-11 | 181
Sophomore/Freshman
Reading, Pa./Berks Catholic
Major: Division of Undergraduate Studies

» 2017

Season: Appeared in one game...Made his collegiate debut vs. Georgia State (9/16)...One of 23 student-athletes to make their collegiate debut in 2017...One of 17 freshmen (14 redshirt, 3 true) to appear in 2017.

Georgia State (9/16): Made his collegiate debut in the fourth quarter on offense.



BRENDAN MAHON 70
Offensive Line | 6-4 | 312
Senior^/Senior
Randolph, N.J./Randolph
Major: Landscape Contracting


» 2017

Season: Started two games.

Awards: Earned *Pro Football Focus* Big Ten Team of the Week honors on Sept. 5 after helping the offense pile up 569 yards of total offense vs. Akron.

Akron (9/2): Helped pave the way for 569 total yards...Cleared the way for Saquon Barkley's 174 rushing yards for his 11th career 100-yard rushing game...Protected Trace McSorley to the tune of 280 passing yards and two scoring throws...Didn't allow a sack or quarterback hurry...Part of the offensive line unit that was named the coaching staff's Offensive Player of the Week. **Pittsburgh (9/9):** Part of an offensive line that allowed just one sack...Blocked for 148 total rushing yards - including 88 from Saquon Barkley - and protected Trace McSorley to the tune of three touchdowns and 164 yards passing...Enabled the team to eclipse the 30-point mark for the ninth-straight game.



**CONNOR McGOVERN**


66

Offensive Line | 6-5 | 207
Sophomore/Sophomore
Larksville, Pa./Lake-Lehman
Major: Agribusiness Management

» 2017

Season: Started three games at center.

Akron (9/2): Helped pave the way for 569 total yards...Cleared the way for Saquon Barkley's 174 rushing yards for his 11th career 100-yard rushing game...Protected Trace McSorley to the tune of 280 passing yards and two scoring throws...Didn't allow a sack or quarterback hurry...Part of the offensive line unit that was named the coaching staff's Offensive Player of the Week. **Pittsburgh (9/9):** Part of an offensive line that allowed just one sack...Blocked for 148 total rushing yards - including 88 from Saquon Barkley - and protected Trace McSorley to the tune of three touchdowns and 164 yards passing...Enabled the team to eclipse the 30-point mark for the ninth-straight game. **Georgia State (9/16):** Guided the offense to 526 yards of total offense, including Trace McSorley's sixth-career 300-yard passing game (309 yards) and his school-record fourth game with four-or-more touchdown passes...Helped Penn State score eight offensive touchdowns, coming from eight different Penn Staters...Saw Penn State eclipse the 30-point mark for the 10th-straight game, the third-longest active streak in the FBS and just the fifth streak of 10-or-more games in Big Ten history.

**JOSH McPHEARSON**

39

Running Back | 5-10 | 197
Senior^/Senior
Columbia, Md./Annapolis Area Christian
Major: Telecommunications

» 2017

Season: Appeared in three games.

Akron (9/2): Made a career-high two tackles, both coming on special teams. **Pittsburgh (9/9):** Appeared on special teams. **Georgia State (9/16):** Appeared on special teams.

» 2017 GAME-BY-GAME

Tackles (Solo-Assisted-Total)

AKRON 1-1-2; PITTSBURGH 0-0-0; GEORGIA STATE 0-0-0.

» McPHEARSON'S CAREER STATISTICS & GAME HIGHS

	UA-A	TK	FF	FR	I	PBU	SACK	TFL
2016	0-1	1	-	-	-	-	-	-
2017	1-1	2	-	-	-	-	-	-
CAREER	1-2	3	-	-	-	-	-	-

Tackles 2; Akron, 9/2/17

**ZECH McPHEARSON**

14

Cornerback | 5-11 | 181
Sophomore/Freshman
Columbia, Md./Riverdale Baptist School
Major: Division of Undergraduate Studies

» 2017

Season: Appeared in two games...Made collegiate debut vs. Akron (9/2)...One of 23 student-athletes to make their collegiate debut in 2017...One of 17 freshmen (14 redshirt, 3 true) to appear in 2017.

Akron (9/2): Made collegiate debut...Logged his first career tackle in the fourth quarter...One of 10 Penn Staters to register their first career tackles in the game. **Georgia State (9/16):** Totaled two stops - both solo...Saw time on defense and special teams.

» 2017 GAME-BY-GAME


Tackles (Solo-Assisted-Total)

AKRON 1-0-1; PITTSBURGH DNP; GEORGIA STATE 2-0-2.

» McPHEARSON'S CAREER STATISTICS & GAME HIGHS

	UA-A	TK	FF	FR	I	PBU	SACK	TFL
2017	3-0	3	-	-	-	-	-	-
CAREER	3-0	3	-	-	-	-	-	-

Tackles 2; Georgia State, 9/16/17

**TRACE MCSORLEY**

9

Quarterback | 6-0 | 202
Senior/Junior
Ashburn, Va./Briar Woods
Major: Accounting

» CAREER NOTES & RECORDS

Career: Is the only Penn State quarterback with multiple 80-yard completions in a career...Ranks No. 10 on Penn State's all-time passing yardage list (4,552), trailing Todd Blackledge (4,812; 1980-82) for the No. 9 spot...Is No. 10 all-time on Penn State's total offense list (5,097)...Became the 10th player in school history to top the 5,000-yard mark of total offense...Registered his school-record fourth career game with four-or-more touchdown passes vs. Georgia State on Sept. 16, 2017, breaking a tie with Todd Blackledge and Christian Hackenberg, who each had three such games in their career...One of five quarterbacks in Penn State history with multiple 300-yard passing games in a career, joining Christian Hackenberg (9), Matt McGloin (6), Kerry Collins (4) and Daryll Clark (3)...His six 300-yard passing games are tied for No. 2 on the Penn State career charts with McGloin (2009-12)...Owns 13 200-yard passing games to rank No. 6 on the career ledger...Has thrown at least one touchdown pass in 18-straight games, dating back to the 2016 TaxSlayer Bowl, extending his Penn State record, which was previously held by Kerry Collins at 14-straight games from 1993-94...Owns nine career games with both a rushing and passing touchdown (eight in 2016, two in 2017)...With 40 touchdown passes, sits No. 7 on Penn State's all-time ledger, trailing the trio of Blackledge, Tony Sacca and Zack Mills, who each have 41 scoring tosses in their respective careers...Became the first Penn State quarterback with three consecutive games scoring both a rushing touchdown and passing touchdown since Matt McGloin in 2012 (vs. Temple, at Illinois, vs. Northwestern)...With 396 passing yards in two bowl games, McSorley ranks No. 6 on the Penn State bowl career charts...The six career touchdown passes in bowl games rank No. 2 on the Penn State career bowl list, trailing only Tony Sacca's seven career scoring passes in three bowl games.

Season: Owns Penn State's single-season passing yards (3,614), passing touchdowns (29) and total offense records (3,979)...Ranked No. 6 on the completions charts (224) and No. 5 on the Penn State single-season pass attempts (387) list...Is No. 2 in Penn State single-season pass efficiency rating at 156.9 (Kerry Collins, 172.86; 1994)...His 9.34 yards per pass attempt are No. 3 in a single-season at Penn State...Owns the Penn State record for 300-yard passing games in a single-season record with five in 2016...Tied the Penn State record for 200-yard passing games in a season with 11 in 2016 to equal the mark set by Matt McGloin in 2012...Became just the fourth Penn State quarterback to lead his team to 10 wins (11-3) in his first year as the starting quarterback, joining Daryll Clark in 2008 (11-2), Tom Shuman in 1973 (12-0) and Chuck Burkhart in 1968 (11-0)...Broke the sophomore season passing record previously held by Christian Hackenberg (2,977; 2014) with 3,614 passing yards.

Game: Set the school record for passing yards in a first half with 258 yards vs. Georgia State (9/16/17)...Became just the third Penn State quarterback to register more than 400 yards of total offense in a game, logging 408 total offense yards (335 passing, 73 rushing) vs. Minnesota (10/1)...Set Big Ten Championship Game records for passing yards (384) and passing touchdowns (4).

» 2017

Awards: Selected to the preseason watch list for the Manning Award, Maxwell Award, Davey O'Brien Award, Johnny Unitas Golden Arm Award, Walter Camp Award and Wuerffel Trophy...Among 10 players named to the Big Ten preseason honors list, as selected by the conference's media members, joining teammate Saquon Barkley.

Season: Started three games...Selected as team captain prior to the season...Has thrown multiple touchdown passes in five-straight games dating back to the 2016 season.

Rankings: Sits No. 8 nationally and No. 2 in the Big Ten in passing touchdowns (9)...Ranks No. 9 nationally and leads the Big Ten in points responsible for per game (22.0)...Ranks No. 10 nationally and No. 2 in the Big Ten in passing efficiency (184.1)...Sits No. 14 in the FBS and No. 3 in the Big Ten in yards per pass attempt (9.91)...Ranks No. 18 in the FBS and No. 2 in the Big Ten in yards per pass completion (14.76)...Is No. 29 in

the FBS and No. 2 in the Big Ten in total offense (296.7 ypg)...Ranks No. 31 nationally and No. 3 in the Big Ten in completion percentage (67.1)...Is No. 41 nationally and No. 4 in the Big Ten in passing yards per game (251.0)...Is No. 59 in the FBS and No. 4 in the Big Ten in completions per game (17.0).

Akron (9/2): Completed 18-of-25 passes for 280 yards and two touchdown passes...Posted his 12th career 200-yard passing game...Was not sacked in the game...Rushed 12 times for 48 yards and one score...Completed a long pass of 43 yards to Saquon Barkley. **Pittsburgh (9/9):** Threw for 164 yards and three touchdown passes...Completed 15-of-28 passes...Rushed eight times for 65 yards, including a career-long scamper of 36 yards. **Georgia State (9/16):** Completed 18-of-23 passes for 309 yards and four touchdown passes...Rushed for 24 yards on two carries, including an 8-yard touchdown run late in the first half...Threw touchdown passes to four different pass catchers, including one to fellow quarterback Tommy Stevens to open the scoring...Completed a career-long 85-yard touchdown pass to Saquon Barkley, which is the third-longest pass play in school history and the longest pass by a Penn Stater in Beaver Stadium history...Named the coaching staff's Offensive Player of the Week.

» 2017 GAME-BY-GAME

Passing (Comp.-Att.-Yds.-TD-INT)

AKRON 18-25-280-2-1; PITTSBURGH 15-28-164-3-1; GEORGIA STATE 18-23-309-4-0.

» MCSORLEY'S CAREER PASSING STATISTICS & GAME HIGHS

	C-A	Yds.	%	TD-INT	YPG	LG
2015	20-40	185	50.0	2-0	26.4	21
2016	224-387	3,614	57.9	29-8	258.1	80
2017	51-76	753	67.1	9-2	251.0	85
CAREER	295-503	4,552	58.6	40-10	189.7	85

Pass Completions 24; at Pittsburgh, 9/10/16

Pass Attempts 41; Minnesota, 10/1/16

Passing Yards 384; vs. Wisconsin, 12/3/16

Passing Touchdowns 4; Three Times: Last Georgia State, 9/16/17

Long Pass 85 yards; Georgia State, 9/16/17

» 2017 GAME-BY-GAME

Rushing (Carries-Yards-TD)

AKRON 12-48-1; PITTSBURGH 8-65-0; GEORGIA STATE 3-24-1.

» MCSORLEY'S CAREER OFFENSIVE STATISTICS & GAME HIGHS

	Att.-Yds.	Avg.	TD	LG	Rec.-Yds.	Avg.	TD	LG
2015	13-43	3.3	-	14	-	-	-	-
2016	146-365	2.5	7	26	-	-	-	-
2017	23-137	5.9	2	36	-	-	-	-
CAREER	182-545	2.9	9	36	-	-	-	-

Rush Attempts 19; Ohio State, 10/22/16


Rush Yards 81; Maryland, 10/8/16

Rushing Touchdowns 1; Nine Times: Last Georgia State, 9/16/17

Long Rush 36 yards; Pittsburgh, 9/9/17

Total Offense Yards 408; Minnesota, 10/1/16

All-Purpose Yards 81; Maryland, 10/8/16

**MICHAL MENET**

62

Offensive Line | 6-4 | 301
Sophomore/Freshman
Birdsboro, Pa./Exeter Township Senior
Major: Division of Undergraduate Studies

» 2017

Season: Appeared in two games...Made collegiate debut vs. Akron (9/2)...One of 23 student-athletes to make their collegiate debut in 2017...One of 17 freshmen (14 redshirt, 3 true) to appear in 2017.

Akron (9/2): Made his collegiate debut...Appeared on special teams and offense. **Georgia State (9/16):** Appeared on special teams and offense.





JARVIS MILLER 9
Linebacker | 6-2 | 222
Junior/Sophomore
Suffield, Conn./Windsor Locks/Suffield/East Granby
Major: Criminology

» 2017

Season: Appeared in three games.

Akron (9/2): Logged a career-high five tackles, which also tied for a team high...The five tackles equaled his career total entering the game...Posted his first career tackle for loss on a fourth-quarter sack of Kato Nelson... Was a part of a defense that logged 14.0 tackles for loss, the most since recording 15.0 vs. Temple in 2015...Part of a defense that logged a season-opening shutout for the first time since 2007 (FIU, 59-0). **Georgia State (9/16):** Made two stops.

» 2017 GAME-BY-GAME

Tackles (Solo-Assisted-Total)

AKRON 3-2-5; PITTSBURGH 0-0-0; GEORGIA STATE 2-0-2.

» MILLER'S CAREER STATISTICS & GAME HIGHS

	UA-A	TK	FF	FR	I	PBU	SACK	TFL
2016	2-3	5	-	-	-	-	-	-
2017	5-2	7	-	-	-	-	1.0-1	1.0-1
CAREER	7-5	12	-	-	-	-	1.0-1	1.0-1

Tackles5; Akron, 9/2/17**Sacks**1.0; Akron, 9/2/17**Tackles for Loss**1.0; Akron, 9/2/17


SHAREEF MILLER 48
Defensive End | 6-5 | 255
Junior/Sophomore
Philadelphia, Pa./George Washington
Major: Rehabilitation & Human Services

» 2017

Season: Started three games.

Rankings: Ranks tied for No. 53 nationally and No. 3 in the Big Ten in tackles for loss per game (1.3)...Sits tied for No. 62 in the FBS and No. 7 in the Big Ten in sacks per game (0.67).

Akron (9/2): Made one tackle, which was a combined tackle for loss with Curtis Cothran in the first quarter...Played two series in the game... Was a part of a defense that logged 14.0 tackles for loss, the most since recording 15.0 vs. Temple in 2015. **Pittsburgh (9/9):** Tied a career high with two sacks, with solo quarterback takedowns in the second and third quarters...Totaled three tackles, all which came behind the line of scrimmage to account for a career-high 2.5 tackles for loss...Added one quarterback hurry in the second quarter...Part of a defense that piled up five sacks, its most since logging six last season vs. No. 2 Ohio State. **Georgia State (9/16):** Logged three tackles...Made a third-quarter solo tackle for loss...A part of a unit that posted its second shutout of the season, marking the first time since 2009 a Nittany Lion defense posted two shutouts in a single season.

» 2017 GAME-BY-GAME

Tackles (Solo-Assisted-Total)

AKRON 0-1-1; PITTSBURGH 2-1-3; GEORGIA STATE 3-0-3.

» MILLER'S CAREER STATISTICS & GAME HIGHS

	UA-A	TK	FF	FR	I	PBU	SACK	TFL
2016	13-9	22	1	-	-	-	2.0-18	5.5-27
2017	5-2	7	-	-	-	-	2.0-15	4.0-22
CAREER	18-11	29	1	-	-	-	2.0-33	9.5-49

Tackles5; Kent State, 9/3/16**Sacks**2.0; Twice: Last Pittsburgh, 9/9/17**Tackles for Loss**2.5; Pittsburgh, 9/9/17**Forced Fumbles**1; at Indiana, 11/12/16


RYAN MONK 91
Defensive Tackle | 6-1 | 282
Junior/Sophomore
Dallas, Pa./Dallas
Major: Rehabilitation & Human Services

» 2017

Season: Appeared in two games.

Akron (9/2): Made his first career tackle in the fourth quarter...One of 10 Penn Staters to register their first career tackles in the game. **Georgia State (9/16):** Saw time on defense.

» 2017 GAME-BY-GAME

Tackles (Solo-Assisted-Total)

AKRON 0-1-1; PITTSBURGH DNP; GEORGIA STATE 0-0-0.

» MONK'S CAREER STATISTICS & GAME HIGHS

	UA-A	TK	FF	FR	I	PBU	SACK	TFL
2016	-	-	-	-	-	-	-	-
2017	0-1	1	-	-	-	-	-	-
CAREER	0-1	1	-	-	-	-	-	-


Tackles1; Akron, 9/2/17


ANDREW NELSON 59
Offensive Line | 6-6 | 305
Graduate/Senior
Hershey, Pa./Hershey
Major: Nutritional Sciences (2nd degree)

» 2017

Season: Appeared in two games.

Pittsburgh (9/9): Made his season debut on the offensive line... Appeared in his first game since suffering an injury against Maryland on Oct. 8, 2016. **Georgia State (9/16):** Helped the offense to 526 yards of total offense, including Trace McSorley's sixth-career 300-yard passing game (309 yards) and his school-record fourth game with four-or-more touchdown passes...Helped Penn State score eight offensive touchdowns, coming from eight different Penn Staters...Saw Penn State eclipse the 30-point mark for the 10th-straight game, the third-longest active streak in the FBS and just the fifth streak of 10-or-more games in Big Ten history.



AYRON MONROE 23
Safety | 5-11 | 207
Junior/Sophomore
Largo, Md./Saint Johns College H.S.
Major: Information Sciences & Technology

» 2017

Season: Appeared in two games.

Pittsburgh (9/9): Made his season debut on specials teams. **Georgia State (9/16):** Had two tackles...Posted his first career tackle for loss in the third quarter...Broke up a third-quarter pass...Saw time on special teams and defense.


» 2017 GAME-BY-GAME

Tackles (Solo-Assisted-Total)

AKRON DNP; PITTSBURGH 0-0-0; GEORGIA STATE 1-1-2.

» MONROE'S CAREER STATISTICS & GAME HIGHS

	UA-A	TK	FF	FR	I	PBU	SACK	TFL
2016	3-9	12	-	-	-	1	-	1.0-3
2017	1-1	2	-	-	-	1	-	1.0-3
CAREER	4-10	14	-	-	-	2	-	1.0-3

Tackles3; Maryland, 10/8/16**Tackles for Loss**1.0; Georgia State, 9/16/17**Pass Breakups**1; Twice: Last Georgia State, 9/16/17


AMANI ORUWARIYE 21
Cornerback | 6-1 | 205
Senior/Junior
Tampa, Fla./Gaither
Major: Telecommunications

» 2017

Season: Appeared in two games.

-Akron (9/2): Made three stops...Hauled in his second career interception to create Penn State's first takeaway of the season...Also broke up one pass...One of eight players to be a part of three-straight seasons with a shutout (Illinois, 2015; at Rutgers, 2016; Akron, 2017), marking the longest such streak since a three-year span from 1989-91...Part of a defense that logged a season-opening shutout for the first time since 2007 (FIU, 59-0). **Pittsburgh (9/9):** Had three tackles...Added one pass breakup, a third down breakup to force a first-quarter punt.


» 2017 GAME-BY-GAME

Tackles (Solo-Assisted-Total)

AKRON 1-2-3; PITTSBURGH 3-0-3; GEORGIA STATE DNP.

» ORUWARIYE'S CAREER STATISTICS & GAME HIGHS

	UA-A	TK	FF	FR	I	PBU	SACK	TFL
2015	1-4	5	-	-	-	1	-	-
2016	13-10	23	-	-	1	1	-	-
2017	4-2	6	-	-	1	2	-	-
CAREER	18-16	34	-	-	2	4	-	-

Tackles7; Michigan State, 11/26/16**Interceptions**1; Twice: Last Akron, 9/2/17**Long Interception Return**30 yards; Kent State, 9/3/16**Pass Breakups**1; Four Times: Last Pittsburgh, 9/9/17**NOTE:** Has one career touchdown - a 30-yard interception return vs. Kent State.


TOM PANCOAST 89
Tight End/H-Back | 6-3 | 236
Senior^/Senior
West Chester, Pa./Unionville
Major: Economics

» 2017

Season: Appeared in three games.

Akron (9/2): Made his first career reception in the fourth quarter, gaining 12 yards.

» 2017 GAME-BY-GAME

Receiving (Receptions-Yards-TD)

AKRON 1-12-0; PITTSBURGH 0-0-0; GEORGIA STATE 0-0-0.

» PANCOAST'S CAREER OFFENSIVE STATISTICS & GAME HIGHS

	Att.-Yds.	Avg.	TD	LG	Rec.-Yds.	Avg.	TD	LG
2014	-	-	-	-	-	-	-	-
2015	-	-	-	-	-	-	-	-
2016	-	-	-	-	-	-	-	-
2017	-	-	-	-	1-12	12.0	-	12
CAREER	-	-	-	-	1-12	12.0	-	12

Receptions1; Akron, 9/2/17**Receiving Yards**12; Akron, 9/2/17**Longest Reception**12; Akron, 9/2/17**NOTE:** Has one career kickoff return - in 2016 - an 11-yard return at Indiana.

**DANIEL PASQUARIELLO**

92

Punter | 6-1 | 201
Senior/Senior
Melbourne, Victoria, Australia/Xavier College H.S.
Major: Labor Studies and Employment Relations (2nd degree)

» CAREER NOTES & RECORDS

Career: Ranks No. 13 on Penn State's career punting average list at 38.7 yards per punt.

» 2017

Season: Appeared in one game.

Georgia State (9/16): Hit one punt for 45 yards in the fourth quarter... Landed his lone punt inside the GSU 20-yard line.

» PASQUARIELLO'S CAREER PUNTING STATISTICS & GAME HIGHS

	Punts	Yards	Avg.	I-20	FC	50+	LG	BLK
2014	47	1,754	37.3	13	11	1	63	-
2015	58	2,314	39.9	12	10	9	60	-
2016	2	75	37.5	2	1	-	38	-
2017	1	45	45.0	1	-	-	45	-
CAREER	108	4,188	38.7	28	22	10	63	-

Punt Attempts 9; Twice: Last at Northwestern, 11/7/15

Punt Yards 374; at Northwestern, 11/7/15

Longest Punt 63; Michigan State, 11/28/14

Tackles 1; Twice: Last at Temple, 9/5/15

**JOHN PETRISHEN**

16

Safety | 6-0 | 211
Junior/Sophomore
Lower Burrell, Pa./Pittsburgh Central Catholic
Major: Communications Arts & Sciences

» 2017

Season: Appeared in two games...Made collegiate debut vs. Akron (9/2)...One of 23 student-athletes to make their collegiate debut in 2017.

Akron (9/2): Made collegiate debut...Posted his first career tackle in the fourth quarter...One of 10 Penn Staters to register their first career tackles in the game. **Georgia State (9/16):** Made two tackles...Registered his first career tackle for loss on a fourth-quarter solo stop behind the line of scrimmage.

» 2017 GAME-BY-GAME

Tackles (Solo-Assisted-Total)

AKRON 0-1-1; PITTSBURGH DNP; GEORGIA STATE 2-0-2.

» PETRISHEN'S CAREER STATISTICS & GAME HIGHS

	UA-A	TK	FF	FR	I	PBU	SACK	TFL
2016	-	-	-	-	-	-	-	-
2017	2-1	3	-	-	-	-	-	1.0-2
CAREER	2-1	3	-	-	-	-	-	1.0-2

Tackles 2; Georgia State, 9/16/17

Tackles for Loss 1.0; Georgia State, 9/16/17

**BRANDON POLK**

10

Wide Receiver | 5-9 | 181
Junior/Sophomore
Ashburn, Va./Briar Woods
Major: Criminology

» 2017

Season: Appeared in three games.

Akron (9/2): Made one catch for four yards. **Pittsburgh (9/9):** Had one catch for 18 yards, which set up Saquon Barkley's 8-yard rushing score in the second half. **Georgia State (9/16):** His lone grab went for a 15-yard touchdown in the third quarter.

» 2017 GAME-BY-GAME

Receiving (Receptions-Yards-TD)

AKRON 1-4-0; PITTSBURGH 1-18-0; GEORGIA STATE 1-15-1.

» POLK'S CAREER OFFENSIVE STATISTICS & GAME HIGHS

	Att.-Yds.	Avg.	TD	LG	Rec.-Yds.	Avg.	TD	LG
2015	18-159	8.8	1	33	6-57	9.5	1	39
2016	-	-	-	-	2-18	9.0	-	14
2017	-	-	-	-	3-37	12.3	1	18
CAREER	18-159	8.8	1	33	11-112	10.2	2	39

Rushing attempts 3; Three Times: Last vs. Georgia, 1/2/16

Rushing Yards 50; at Temple, 9/5/15

Rushing Touchdowns 1; Buffalo, 9/12/15

Longest Rush 33 yards; at Temple, 9/5/15

Receptions 2; Indiana, 10/10/15

Receiving Yards 46; Indiana, 10/10/15

Receiving Touchdowns 1; Twice: Last Georgia State, 9/16/17

Longest Reception 39 yards; Indiana, 10/10/15

All-Purpose Yards 89; at Ohio State, 10/17/15

NOTE: Has 10 career kickoff returns for 209 yards (20.9 ypr), all coming in 2015.

**ANDRE ROBINSON**

6

Running Back | 5-9 | 216
Junior/Sophomore
Mechanicsburg, Pa./Bishop McDevitt
Major: Economics

» 2017

Season: Appeared in three games.

Akron (9/2): Carried twice for minus-3 yards. **Georgia State (9/16):** Gained a career-high 39 yards on two carries...Had a career-long 41-yard touchdown run in the fourth quarter.

» 2017 GAME-BY-GAME

Rushing (Carries-Yards-TD)

AKRON 2-(-3)-0; PITTSBURGH 0-0-0; GEORGIA STATE 2-39-1.

» ROBINSON'S CAREER OFFENSIVE STATISTICS & GAME HIGHS

	Att.-Yds.	Avg.	TD	LG	Rec.-Yds.	Avg.	TD	LG
2016	29-141	4.9	5	19	2-42	21.0	1	40
2017	4-36	9.0	1	41	-	-	-	-
CAREER	33-177	5.4	6	41	2-42	21.0	1	40

Rushing Attempts 6; Twice: Last at Rutgers, 11/19/16

Rushing Yards 39; Georgia State, 9/16/17

Rushing Touchdowns 2; at Purdue, 10/29/16

Longest Rush 41 yards; Georgia State, 9/16/17

Receptions 1; Twice: Last Michigan State, 11/26/16

Receiving Yards 40; Michigan State, 11/26/16

Receiving Touchdowns 1; Michigan State, 11/26/16

Longest Reception 40 yards; Michigan State, 11/26/16

**MILES SANDERS**

24

Running Back | 5-11 | 209
Sophomore/Sophomore
Pittsburgh, Pa./Woodland Hills
Major: Division of Undergraduate Studies

» 2017

Season: Appeared in three games.

Akron (9/2): Carried once for 16 yards. **Pittsburgh (9/9):** Rushed one time for minus-3 yards. **Georgia State (9/16):** Toted the ball three times for 44 yards and one touchdown...Scored on a 29-yard rush on the first play following Grant Haley's second-quarter interception.

» 2017 GAME-BY-GAME

Rushing (Carries-Yards-TD)

AKRON 1-16-0; PITTSBURGH 1-(-3)-0; GEORGIA STATE 3-44-1.

» SANDERS' CAREER OFFENSIVE STATISTICS & GAME HIGHS

	Att.-Yds.	Avg.	TD	LG	Rec.-Yds.	Avg.	TD	LG
2016	25-184	7.4	1	57	2-24	12.0	1	21
2017	5-57	11.4	1	29	-	-	-	-
CAREER	32-241	7.5	2	57	2-24	12.0	1	21

Rushing Attempts 5; Twice: Last at Rutgers, 11/19/16

Rushing Yards 85; at Rutgers, 11/19/16

Rushing Touchdowns 1; Twice: Georgia State, 9/16/17

Longest Rush 57 yards; at Rutgers, 11/19/16

Receptions 1; Twice: Last at Purdue, 10/29/16

Receiving Yards 21; at Purdue, 10/29/16

Receiving Touchdowns 1; at Purdue, 10/29/16

Longest Reception 21 yards; at Purdue, 10/29/16

» SANDERS' CAREER KICKOFF RETURN STATISTICS & GAME HIGHS

	No.	Yds.	Avg.	TD	LG
2016	33	688	20.8	-	48
2017	-	-	-	-	-
CAREER	33	688	20.8	-	48

Kickoff Returns 4; Three Times: Last vs. Wisconsin, 12/3/16

Kickoff Return Yards 89; Ohio State, 10/22/16

Longest Kickoff Return 48 yards; Iowa, 11/5/16

All-Purpose Yards 106; Iowa, 11/5/16

**NICK SCOTT**

4

Safety | 5-11 | 199
Senior/Junior
Fairfax, Va./Fairfax
Major: Psychology

» 2017

Season: Appeared in three games...Selected as team captain prior to the season.

Akron (9/2): Logged two stops...Made one tackle on kickoff coverage. **Pittsburgh (9/9):** Totaled a career-high eight tackles, to tie or No. 2 on the team with Jason Cabinda and Koa Farmer...Logged his first career tackle for loss on a fourth-quarter combined stop behind the line with Shareef Miller...Two of his tackles came on special teams...Joined Irvin Charles and Garrett Taylor as the coaching staff's Co-Special Teams Player of the Week. **Georgia State (9/16):** Had three tackles.

» 2017 GAME-BY-GAME

Tackles (Solo-Assisted-Total)

AKRON 0-2-2; PITTSBURGH 4-4-8; GEORGIA STATE 2-1-3.

» SCOTT'S CAREER STATISTICS & GAME HIGHS

	UA-A	TK	FF	FR	I	PBU	SACK	TFL
2015	5-3	8	-	-	-	-	-	-
2016	3-5	8	-	-	-	1	-	-
2017	6-7	13	-	-	-	-	-	0.5-1
CAREER	14-15	29	-	-	-	1	-	-

Tackles 8; Pittsburgh, 9/9/17

Tackles for Loss 0.5; Pittsburgh, 9/9/17

Pass Breakups 1; Michigan State, 11/26/16





ANTONIO SHELTON 55
 Defensive Tackle | 6-2 | 291
 Sophomore/Freshman
 Westerville, Ohio/Westerville-North
 Major: Communications

» 2017

Season: Appeared in three games...Made collegiate debut vs. Akron (9/2)...One of 23 student-athletes to make their collegiate debut in 2017...One of 17 freshmen (14 redshirt, 3 true) to appear in 2017.

Akron (9/2): Made collegiate debut. **Georgia State (9/16):** Logged his first two career tackles, both coming behind the line of scrimmage... Combined with Yetur Gross-Matos on a fourth-quarter tackle for loss... Teamed with Shaka Toney on a sack in the fourth quarter.

» 2017 GAME-BY-GAME

Tackles (Solo-Assisted-Total)

AKRON 0-0-0; PITTSBURGH 0-0-0; GEORGIA STATE 0-2-2.

» SCOTT'S CAREER STATISTICS & GAME HIGHS

	UA-A	TK	FF	FR	I	PBU	SACK	TFL
2017	0-2	2	-	-	-	-	0.5-2	1.0-3
CAREER	0-2	2	-	-	-	-	0.5-2	1.0-3

Tackles2; Georgia State, 9/16/17

Tackles for Loss1.0; Georgia State, 9/16/17

Sacks0.5; Georgia State, 9/16/17



TYLER SHOOP 82
 Wide Receiver | 5-11 | 185
 Junior/Sophomore
 Nashville, Tenn./Father Ryan
 Major: Recreation, Parks & Tourism Management

» 2017

Season: Appeared in one game.

Georgia State (9/16): Made his season debut in the fourth quarter.




CHARLIE SHUMAN 79
 Offensive Line | 6-8 | 316
 Senior/Junior
 Pittsford, N.Y./Pittsford Sutherland
 Major: Kinesiology

» 2017

Season: Appeared in one game...Made collegiate debut vs. Georgia State (9/16)...One of 23 student-athletes to make their collegiate debut in 2017.

Georgia State (9/16): Made his collegiate debut...Appeared on the offensive line in the fourth quarter.



MICHAEL SHUSTER 15f
 Quarterback | 6-2 | 209
 Sophomore/Freshman
 Camp Hill, Pa./Camp Hill
 Major: Business Administration

» 2017

Season: Appeared in one game...Made his collegiate debut vs. Georgia State (9/16)...One of 23 student-athletes to make their collegiate debut in 2017...One of 17 freshmen (14 redshirt, 3 true) to appear in 2017.

Georgia State (9/16): Made his collegiate debut...Closed out the game with the final knee to run out the clock.



SHANE SIMMONS 34
 Defensive End | 6-3 | 250
 Sophomore/Freshman
 Laurel, Md./DeMatha
 Major: Division of Undergraduate Studies

» 2017

Season: Appeared in three games...Made collegiate debut vs. Akron (9/2)...One of 23 student-athletes to make their collegiate debut in 2017...One of 17 freshmen (14 redshirt, 3 true) to appear in 2017.

Akron (9/2): Made collegiate debut...Logged his first career stop, a combined tackle for loss with Brandon Smith in the fourth quarter...One of 10 Penn Staters to register their first career tackles in the game...Was a part of a defense that logged 14.0 tackles for loss, the most since recording 15.0 vs. Temple in 2015. **Georgia State (9/16):** Had one tackle.

» 2017 GAME-BY-GAME

Tackles (Solo-Assisted-Total)

AKRON 0-1-1; PITTSBURGH 0-0-0; GEORGIA STATE 1-0-1

» SIMMONS' CAREER STATISTICS & GAME HIGHS

	UA-A	TK	FF	FR	I	PBU	SACK	TFL
2016	-	-	-	-	-	-	-	-
2017	1-1	2	-	-	-	-	-	0.5-1
CAREER	1-1	2	-	-	-	-	-	0.5-1

Tackles1; Twice: Last Georgia State, 9/16/17

Tackles for Loss0.5; Akron, 9/2/17



ZACH SIMPSON 64
 Offensive Line | 6-3 | 301
 Junior/Sophomore
 Hollidaysburg, Pa./Hollidaysburg Area
 Major: Economics

» 2017

Season: Appeared in three games.

Akron (9/2): Appeared on special teams and offense. **Pittsburgh (9/9):** Appeared on special teams. **Georgia State (9/16):** Appeared on special teams.



BRANDON SMITH 47
 Linebacker | 6-0 | 227
 Graduate/Senior
 Winfield, Pa./Lewisburg
 Major: Health Policy & Administration (2nd degree)

» 2017

Awards: Nominated for the 2017 Allstate AFCA Good Works Team.

Season: Appeared in three games.

Akron (9/2): Made four tackles...Totaled 1.0 tackle for loss...Combined with Koa Farmer on a second-quarter tackle for loss...Teamed with Shane Simmons on a fourth-quarter tackle behind the line of scrimmage...Was a part of a defense that logged 14.0 tackles for loss, the most since recording 15.0 vs. Temple in 2015...Part of a defense that logged a season-opening shutout for the first time since 2007 (FIU, 59-0). **Pittsburgh (9/9):** Had one tackle. **Georgia State (9/16):** Made three stops...Had a tackle on punt coverage, a stop for no gain and a solo tackle for loss in the contest.

» 2017 GAME-BY-GAME

Tackles (Solo-Assisted-Total)

AKRON 0-4-4; PITTSBURGH 0-1-1; GEORGIA STATE 3-1-4.

» SMITH'S CAREER STATISTICS & GAME HIGHS

	UA-A	TK	FF	FR	I	PBU	SACK	TFL
2014					DNP			
2015	0-1	1	-	-	-	-	-	-
2016	21-33	54	-	-	2	3	0.5-2	4.0-7
2017	3-6	9	-	-	-	-	-	2.0-3
CAREER	24-40	64	-	-	2	3	0.5-2	6.0-10

Tackles14; Maryland, 10/8/16

Sacks0.5; at Rutgers, 11/19/16

Tackles for Loss1.0; Four Times: Last Georgia State, 9/16/17

Interceptions1; Twice: Last at Purdue, 10/29/16

Pass Breakups1; Three Times: Last at Indiana, 11/12/16



TOMMY STEVENS 2
 Quarterback | 6-4 | 224
 Junior/Sophomore
 Indianapolis, Ind./Decatur Central
 Major: Telecommunications

» 2017

Season: Appeared in three games...Has seen time at quarterback, running back and wide receiver.

Akron (9/2): Completed 3-of-6 passes for 42 yards, which are all career highs...Connected with DaeSean Hamilton on a career-long-tying 26-yard completion...Rushed four times for 16 yards and one touchdown... Scored on a 5-yard touchdown run in the fourth quarter...Caught his first career pass for seven yards. **Pittsburgh (9/9):** Made one catch for one yard. **Georgia State (9/16):** Caught and threw a touchdown pass, becoming the first Nittany Lion since Christian Hackenberg (2015; Illinois) to both throw and catch a touchdown pass in the same game...Completed 2-of-4 passes for 43 yards and a touchdown pass...Rushed twice for two yards...Caught two passes for 19 yards, including a 10-yard touchdown grab to open the scoring in the first quarter...His 35-yard scoring strike to Saeed Blacknall was the first of his career and a career-long pass.

» 2017 GAME-BY-GAME

Passing (Comp-Att-Yds-TD-INT)

AKRON 3-6-42-0-0; PITTSBURGH 0-0-0-0-0; GEORGIA STATE 2-4-43-1-0.

» STEVENS' CAREER PASSING STATISTICS & GAME HIGHS

	C-A	Yds.	%	TD-INT	YPG	LG
2016	2-3	36	66.7	-	5.1	26
2017	5-10	85	50.0	1-0	28.3	35
CAREER	7-13	121	53.6	1-0	12.1	35

Pass Completions3; Akron, 9/2/17

Pass Attempts6; Akron, 9/2/17

Passing Yards43; Georgia State, 9/16/17

Passing Touchdowns1; Georgia State, 9/16/17

Long Pass35 yards; Georgia State, 9/16/17

» 2017 GAME-BY-GAME

Rushing (Carries-Yards-TD)

AKRON 4-16-1; PITTSBURGH 0-0-0; GEORGIA STATE 2-2-0.

Receiving (Receptions-Yards-TD)

AKRON 1-7-0; PITTSBURGH 1-1-0; GEORGIA STATE 2-19-1.

» STEVENS' CAREER OFFENSIVE STATISTICS & GAME HIGHS

SEASON	Att.-Yds.	Avg.	TD	LG	Rec.-Yds.	Avg.	TD	LG
2016	21-198	9.4	2	45	-	-	-	-
2017	6-18	3.0	1	12	4-27	6.8	1	10
CAREER	27-216	8.0	3	45	4-27	6.8	1	10

Rushing Attempts6; at Rutgers, 11/19/16

Rushing Yards70; Iowa, 11/5/16

Rushing Touchdowns1; Three Times: Last Akron, 9/2/17

Longest Rush45 yards; Iowa, 11/5/16

Receptions2; Georgia State, 9/16/17

Receiving Yards19; Georgia State, 9/16/17

Receiving Touchdowns1; Georgia State, 9/16/17

Longest Reception10 yards; Georgia State, 9/16/17

All-Purpose Yards70; Iowa, 11/5/16

Total Offense70; Iowa, 11/5/16



**GARRETT TAYLOR**

17

Safety | 6-0 | 197

Junior/Sophomore

Richmond, Va./Saint Christopher's

Major: Advertising & Public Relations (Smeal Business Cert.)

» 2017

Season: Appeared in three games.

Akron (9/2): Had one tackle...Tied a career high with one pass breakup.
Pittsburgh (9/9): Made a career-high two stops...Joined Irvin Charles and Nick Scott as the coaching staff's Co-Special Teams Player of the Week.

» 2017 GAME-BY-GAME

Tackles (Solo-Assisted-Total)

AKRON 0-1-1; PITTSBURGH 2-0-2; GEORGIA STATE 0-0-0.

» TAYLOR'S CAREER STATISTICS & GAME HIGHS

	UA-A	TK	FF	FR	I	PBU	SACK	TFL
2016	1-1	2	-	-	-	1	-	-
2017	2-1	3	-	-	-	1	-	-
CAREER	3-2	5	-	-	-	2	-	-

Tackles 2; Pittsburgh, 9/9/17**Pass Breakups** 1; Twice: Last Akron, 9/2/17**JOHNATHAN THOMAS**

20

Running Back | 5-11 | 216

Senior/Junior

Peabody, Mass./St. John's Prep

Major: Sociology

» 2017

Season: Appeared in one game.

Georgia State (9/16): Made his first career tackle...Combined with Frank Di Leo on a fourth-quarter stop on special teams.

» 2017 GAME-BY-GAME

Tackles (Solo-Assisted-Total)

AKRON DNP; PITTSBURGH DNP; GEORGIA STATE 0-1-1.

» THOMAS' CAREER STATISTICS & GAME HIGHS

	UA-A	TK	FF	FR	I	PBU	SACK	TFL
2015	-	-	-	-	-	-	-	-
2016	-	-	-	-	-	-	-	-
2017	0-1	1	-	-	-	-	-	-
CAREER	0-1	1	-	-	-	-	-	-

Tackles 1; Georgia State, 9/16/17**NOTE:** Has 11 career rushes for 42 yards.**DeANDRE THOMPKINS**

3

Wide Receiver | 5-11 | 189

Senior/Junior

Hubert, N.C./Swansboro

Major: Psychology & Criminology

» CAREER NOTES AND RECORDS

Game: Set a school record for punt return average in a game with 31.8 yard per return vs. Akron (9/2/17), besting Derrick Williams' mark of 31.7 vs. Temple (2006).

» 2017

Season: Started three games...Became the first Penn Stater to return a punt for a touchdown since Derrick Williams at Wisconsin in 2008...Was the first punt return touchdown by a Nittany Lion at Beaver Stadium since Williams did so vs. Notre Dame in 2007.

Rankings: Tied for No. 3 national and No. 1 in the Big Ten in punt return touchdowns (1)...Ranks No. 7 nationally and No. 2 in the Big Ten in punt return average (20.2 ypr)...Is No. 21 nationally and leads the Big Ten in combined kickoff return yardage (202).

Akron (9/2): Caught two passes for 29 yards...Returned four punts for 127 yards and one touchdown...His first-quarter punt return for a touchdown was the opening score of the game and first Penn State punt

return for a touchdown since 2008 (Derrick Williams, at Wisconsin)...Was the first punt return for a touchdown by a Nittany Lion at Beaver Stadium since 2007 (Williams, Notre Dame)...Set a career high with 156 all-purpose yards...Named the coaching staff's Special Teams Player of the Week. **Pittsburgh (9/9):** Made one catch for 12 yards...Returned three punts for 31 yards...Had a long return of 16 yards. **Georgia State (9/16):** Caught three passes for 25 yards, all coming on Penn State's first scoring drive...Returned three punts for 44 yards, including a long return of 27 yards.

» 2017 GAME-BY-GAME

Receiving (Receptions-Yards-TD)

AKRON 2-29-0; PITTSBURGH 1-12-0; GEORGIA STATE 3-25-0.

» THOMPkins' CAREER OFFENSIVE STATISTICS & GAME HIGHS

	Att.-Yds.	Avg.	TD	LG	Rec.-Yds.	Avg.	TD	LG
2015	5-12	2.4	1	6	3-33	11.0	-	31
2016	-	-	-	-	27-440	16.3	1	70
2017	-	-	-	-	6-66	13.2	-	15
CAREER	5-12	2.4	1	6	36-539	14.9	1	70

Rush Attempts 2; Twice: Last Indiana, 10/10/15**Rush Yards** 11; Indiana, 10/10/15**Rushing Touchdowns** 1; Rutgers, 9/19/15**Long Rush** 6 yards; Indiana, 10/10/15**Receptions** 4; Three Times: Last at Rutgers, 11/19/16**Receiving Yards** 91; Maryland, 10/8/16**Receiving Touchdowns** 1; Maryland, 10/8/16**Long Reception** 70 yards; Maryland, 10/8/16

» 2017 GAME-BY-GAME

Punt Returns (Returns-Yards-TD-YPR)

AKRON 4-127-1-31.8; PITTSBURGH 3-31-0-10.3; GEORGIA STATE 3-44-0-14.7

» THOMPkins' CAREER PUNT RETURN STATISTICS & GAME HIGHS

	No.	Yds.	Avg.	TD	LG
2015	23	178	7.7	0	58
2016	1	2	2.0	0	2
2017	10	202	20.2	1	61
CAREER	34	382	11.2	1	61

Punt Returns 5; Indiana, 10/10/15**Punt Return Yards** 127; Akron, 9/2/17**Long Punt Return** 61 yards; Akron, 9/2/17**Total Offense Yards** 91; Maryland, 10/8/16**All-Purpose Yards** 156; Akron, 9/2/17**NOTE:** Owns one kickoff return for five yards (vs. Iowa, 11/5/16).**SHAKA TONEY**

18

Defensive End | 6-3 | 218

Sophomore/Freshman

Philadelphia, Pa./Imhotep Charter

Major: Division of Undergraduate Studies

» 2017

Season: Appeared in three games...Made collegiate debut vs. Akron (9/2)...One of 23 student-athletes to make their collegiate debut in 2017...One of 17 freshmen (14 redshirt, 3 true) to appear in 2017.

Rankings: Tied for No. 53 nationally and No. 6 in the Big Ten in forced fumbles per game (0.33).

Akron (9/2): Made collegiate debut...Totaled two tackles...Logged his first career stop in the third quarter on a solo tackle for loss...One of 10 Penn Staters to register their first career tackles in the game...Was a part of a defense that logged 14.0 tackles for loss, the most since recording 15.0 vs. Temple in 2015. **Pittsburgh (9/9):** Made one tackle...Combined with Kevin Givens on a fourth-quarter tackle for loss. **Georgia State (9/16):** Posted four tackles, none of which gained yardage...Logged his first career sack, a combined effort with Manny Bowen, and forced a fumble by Georgia State quarterback Conner Manning to fumble, a fumble that was recovered by Penn State...Had a solo tackle for loss in the second quarter...Combined with Antonio Shelton for a fourth-quarter sack.

» 2017 GAME-BY-GAME

Tackles (Solo-Assisted-Total)

AKRON 1-1-2; PITTSBURGH 0-1-1; GEORGIA STATE 2-2-4.

» TONEY'S CAREER STATISTICS & GAME HIGHS

	UA-A	TK	FF	FR	I	PBU	SACK	TFL
2016	-	-	-	-	-	-	-	-
2017	3-4	7	1	-	-	-	1.0-5	3.5-13
CAREER	3-4	7	1	-	-	-	1.0-5	3.5-13

Tackles 4; Georgia State, 9/16/17**Tackles for Loss** 2.0; Georgia State, 9/16/17**Sacks** 1.0; Georgia State, 9/16/17**Forced Fumble** 1; Georgia State, 9/16/17**KYLE VASEY**

96

Long Snapper | 6-2 | 237

Senior/Junior

Hawley, Pa./Wallenpaupack

Major: Rehabilitation & Human Services

» 2017

Season: Started three games at long snapper...Made collegiate debut vs. Akron (9/2)...One of 23 student-athletes to make their collegiate debut in 2017...Brother, Dan, joined the team as a walk-on in mid-September.

Akron (9/2): Made collegiate debut. **Pittsburgh (9/9):** Handled all of the snapping duties on placements. **Georgia State (9/16):** Handled all of the snapping duties on placements.

**JASON VRANIC**

51

Linebacker | 6-0 | 222

Senior/Senior

Wheatfield, N.Y./Niagara-Wheatfield

Major: Kinesiology

» 2017

Season: Appeared in two games...Made Penn State debut vs. Akron (9/2)...One of 23 student-athletes to make their collegiate debut in 2017.

Akron (9/2): Made Penn State debut. **Georgia State (9/16):** Made one tackle, a fourth-quarter solo stop.

» 2017 GAME-BY-GAME

Tackles (Solo-Assisted-Total)

AKRON 0-0-0; PITTSBURGH DNP; GEORGIA STATE 1-0-1.

» VRANIC'S CAREER STATISTICS & GAME HIGHS

	UA-A	TK	FF	FR	I	PBU	SACK	TFL
2016	-	-	-	-	-	-	-	-
2017	1-0	1	-	-	-	-	-	-
CAREER	1-0	1	-	-	-	-	-	-

Tackles 1; Georgia State, 9/16/17**LAMONT WADE**

38

Cornerback | 5-9 | 193

Freshman/Freshman

Clairton, Pa./Clairton

Major: Division of Undergraduate Studies

» 2017

Season: Appeared in three games...Made collegiate debut vs. Akron (9/2)...One of 23 student-athletes to make their collegiate debut in 2017...One of 17 freshmen (14 redshirt, 3 true) to appear in 2017.

Akron (9/2): Logged his first career tackle on special teams...One of 10 Penn Staters to register their first career tackles in the game. **Pittsburgh (9/9):** Made two stops. **Georgia State (9/16):** Posted a career-high five tackles, including four solo...Made four stops on defense and one on kickoff coverage.

» 2017 GAME-BY-GAME


Tackles (Solo-Assisted-Total)

AKRON 0-1-1; PITTSBURGH 2-0-2; GEORGIA STATE 4-1-5.

» WADE'S CAREER STATISTICS & GAME HIGHS

	UA-A	TK	FF	FR	I	PBU	SACK	TFL
2017	6-2	8	-	-	-	-	-	-
CAREER	6-2	8	-	-	-	-	-	-

Tackles 5; Georgia State, 9/16/17

**ROBERT WINDSOR****54**

Defensive Tackle | 6-4 | 295
 Junior/Sophomore
 Fond Du Lac, Wis./Fond Du Lac
 Major: Telecommunications

» 2017

Season: Appeared in three games.

Rankings: Ranks tied for No. 8 in the FBS and No. 3 in the Big Ten in fumbles total recovered (1)...Is tied for No. 53 nationally and No. 6 in the Big Ten in forced fumbles per game (0.33).

Akron (9/2): Tied a career high with four stops and 0.5 tackle for loss... Combined with Ryan Buchholz on a first-quarter tackle behind the line of scrimmage...Was a part of a defense that logged 14.0 tackles for loss, the most since recording 15.0 vs. Temple in 2015...Part of a defense that logged a season-opening shutout for the first time since 2007 (FIU, 59-0). **Pittsburgh (9/9):** Made two tackles...Sacked Pittsburgh quarterback Ben DiNucci in the fourth quarter, forcing and recovering a fumble, to end the Panthers' final drive of the game...Part of a defense that piled up five sacks, its most since logging six last season vs. No. 2 Ohio State. **Georgia State (9/16):** Logged two stops.

» 2017 GAME-BY-GAME

Tackles (Solo-Assisted-Total)

AKRON 1-3-4; PITTSBURGH 1-1-2; GEORGIA STATE 2-0-2.

» WINDSOR'S CAREER STATISTICS & GAME HIGHS

	UA-A	TK	FF	FR	I	PBU	SACK	TFL
2016	9-14	23	-	-	-	-	1.0-6	1.5-6
2017	4-4	8	1	1	-	-	1.0-9	1.5-10
CAREER	13-18	31	1	1	-	-	2.0-15	3.0-16

Tackles 4; Twice: Last Akron, 9/2/17

Sacks 1.0; Pittsburgh, 9/9/17

Tackles For Loss 1.0; Pittsburgh, 9/9/17

Forced Fumbles 1; Pittsburgh, 9/9/17

Fumble Recoveries 1; Pittsburgh, 9/9/17

**CHASZ WRIGHT****77**

Offensive Line | 6-7 | 345
 Senior/Junior
 Woodbridge, Va./Milford Academy
 Major: Telecommunications

» 2017

Season: Started three games at right tackle.

Akron (9/2): Helped pave the way for 569 total yards...Cleared the way for Saquon Barkley's 174 rushing yards for his 11th career 100-yard rushing game...Protected Trace McSorley to the tune of 280 passing yards and two scoring throws...Didn't allow a sack or quarterback hurry...Part of the offensive line unit that was named the coaching staff's Offensive Player of the Week. **Pittsburgh (9/9):** Part of an offensive line that allowed just one sack...Blocked for 148 total rushing yards - including 88 from Saquon Barkley - and protected Trace McSorley to the tune of three touchdowns and 164 yards passing...Enabled the team to eclipse the 30-point mark for the ninth-straight game. **Georgia State (9/16):** Guided the offense to 526 yards of total offense, including Trace McSorley's sixth-career 300-yard passing game (309 yards) and his school-record fourth game with four-or-more touchdown passes... Helped Penn State score eight offensive touchdowns, coming from eight different Penn Staters...Saw Penn State eclipse the 30-point mark for the 10th-straight game, the third-longest active streak in the FBS and just the fifth streak of 10-or-more games in Big Ten history.



SCORING SUMMARY

Plays	Yds	Time	Result	Qtr.	Scoring Play
AKRON (8)					
-	-	-	TD	1	Thompkins 61-yard punt return (Davis, T. kick)
10	75	4:49	TD	1	Gesicki 13-yard pass from McSorley (Davis, T. kick)
3	87	0:51	TD	2	McSorley 4-yard run (Davis, T. kick)
5	62	2:30	TD	2	Barkley 3-yard run (Davis, T. kick)
5	45	1:51	TD	2	Barkley 30-yard run (Davis, T. kick)
8	62	4:03	FG	3	Davis, T. 47-yard field goal
3	58	1:23	TD	3	Gesicki 2-yard pass from McSorley (Davis, T. kick)
5	66	1:56	TD	4	Stevens 5-yard run (Davis, T. kick)
PITTSBURGH (6)					
1	8	0:08	TD	1	Gesicki 13-yard pass from McSorley (Davis, T. kick)
6	62	2:43	TD	1	Gesicki 10-yard pass from McSorley (Davis, T. kick)
1	46	0:09	TD	3	Barkley 46-yard pass from McSorley (Davis, T. kick)
6	78	2:32	TD	4	Barkley 8-yard run (Davis, T. kick)
--	--	--	Safety	4	Allen, Marcus
7	34	2:11	FG	4	Davis, T. 24-yard field goal
GEORGIA STATE (8)					
8	63	3:12	TD	1	Stevens 10-yard pass from McSorley (Davis, T. kick)
3	83	0:58	TD	1	Barkley 85-yard pass from McSorley (Davis, T. kick)
3	86	1:09	TD	2	Hamilton 27-yard pass from McSorley (Davis, T. kick)
1	29	0:09	TD	2	Sanders 29-yard run (Davis, T. kick)
4	25	2:02	TD	2	McSorley 8-yard run (Davis, T. kick)
6	55	2:45	TD	3	Polk 15-yard pass from McSorley (Davis, T. kick)
4	42	1:45	TD	3	Blacknall 35-yard pass from McSorley (Davis, T. kick)
4	69	1:47	TD	4	Robinson 41-yard run (Davis, T. kick)

PENN STATE GAME-BY-GAME

	AKRON	PITT	GSU	at Iowa	IND	at NW	MICH	at OSU	at MSU	RUT	NEB	at UMD
First Downs	24	14	19									
Rushing	7	6	8									
Passing	14	7	11									
Penalty	3	1	--									
Net Yards Rushing	247	148	166									
Rushing Attempts	34	24	24									
Average Per Rush	7.3	6.2	6.9									
Rushing Touchdowns	4	1	3									
Yards Gained	266	173	184									
Yards Lost	19	25	18									
Net Yards Passing	322	164	360									
Completions	21	15	21									
Attempts	31	28	29									
Interceptions	1	1	--									
Yards Per Attempt	10.4	5.9	12.4									
Yards Per Completion	15.3	10.9	17.1									
Passing Touchdowns	2	3	5									
Total Offensive Yards	569	312	526									
Plays	65	52	53									
Yards Per Play	8.8	6.0	9.9									
Fumbles-Lost	--	1-0	2-0									
Penalties-Yards	5-45	1-15	5-45									
Punts-Yards	2-100	6-259	4-181									
Yards Per Punt	50.0	43.2	45.2									
Net Yards Per Punt	40.0	43.2	45.0									
Inside 20	--	4	3									
50+ Yard Kicks	1	--	1									
Touchbacks	1	--	--									
Fair Catch	--	2	1									
Kickoffs-Yards	9-561	3-348	9-581									
Yards Per Kickoff	62.3	64.0	64.6									
Net Yards Per Kickoff	42.7	46.0	44.1									
Touchbacks	4	3	6									
Punt Returns	5	3	4									
Yards	130	31	54									
Touchdowns	1	--	--									
Yards Per Return	26.0	10.3	13.5									
Kickoff Returns	1	2	1									
Yards	20	50	37									
Touchdowns	--	--	--									
Yards Per Return	20.0	25.0	37.0									
Interceptions	1	2	3									
Yards	--	43	54									
Touchdowns	--	--	--									
Fumble Recoveries	--	1	2									
Returns-Yards	--	--	--									
Touchdowns	--	--	--									
Miscellaneous Yards	--	--	--									
Possession Times	29:30	21:40	21:13									
1st Quarter	7:59	3:31	6:49									
2nd Quarter	7:03	4:38	5:33									
3rd Quarter	8:54	6:50	5:28									
4th Quarter	5:34	6:41	3:23									
3rd-Down Conversions	3-9	4-12	4-9									
4th-Down Conversions	1-2	--	--									
Red Zone Scoring	5-6	4-4	3-3									
Touchdowns	5	3	3									
Field Goals	--	1	--									
Sacks By-Yards	3-13	5-37	3-17									
PAT Kicks	7-7	4-4	8-8									
Field Goals	1-2	1-1	0-1									
Total Points	52	33	56									
Touchdowns Rushing	4	1	3									
Touchdowns Passing	2	3	5									
Touchdown Returns	1	--	--									
Other Touchdowns	--	--	--									
Safeties	--	1	--									
Kick PAT-Attempts	7-7	4-4	8-8									
2pt PAT-Attempts	--	--	--									
Field Goals-Attempts	1-2	1-1	0-1									
Points Off Turnovers	7	7	35									



OPPONENT GAME-BY-GAME

	AKRON	PITT	GSU	at Iowa	IND	at NW	MICH	at OSU	at MSU	RUT	NEB	at UMD
First Downs	12	24	21									
Rushing	4	12	10									
Passing	7	11	9									
Penalty	1	1	2									
Net Yards Rushing	73	155	150									
Rushing Attempts	34	45	49									
Average Per Rush	2.1	3.4	3.1									
Rushing Touchdowns	--	1	--									
Yards Gained	107	199	195									
Yards Lost	34	44	45									
Net Yards Passing	86	187	170									
Completions	14	24	18									
Attempts	29	41	32									
Interceptions	1	2	3									
Yards Per Attempt	3.0	4.6	5.3									
Yards Per Completion	6.1	7.8	9.4									
Passing Touchdowns	--	--	--									
Total Offensive Yards	159	342	320									
Plays	63	86	81									
Yards Per Play	2.5	4.0	4.0									
Fumbles-Lost	1-0	1-1	3-2									
Penalties-Yards	9-84	6-55	3-25									
Punts-Yards	11-435	5-222	7-258									
Yards Per Punt	39.5	44.4	36.9									
Net Yards Per Punt	27.7	38.2	29.1									
Inside 20	2	1	3									
50+ Yard Kicks	--	1	--									
Touchbacks	--	--	--									
Fair Catch	2	2	1									
Kickoffs-Yards	1-65	5-322	1-65									
Yards Per Kickoff	65.0	64.4	65.0									
Net Yards Per Kickoff	45.0	39.4	28.0									
Touchbacks	4	3	--									
Punt Returns	--	3	1									
Yards	--	0	1									
Touchdowns	--	0.0	--									
Yards Per Return	--	--	1.0									
Kickoff Returns	4	2	2									
Yards	77	33	34									
Touchdowns	--	--	--									
Yards Per Return	19.2	16.5	17.0									
Interceptions	1	1	--									
Yards	--	2	--									
Touchdowns	--	--	--									
Fumble Recoveries	--	--	--									
Returns-Yards	--	--	--									
Touchdowns	--	--	--									
Miscellaneous Yards	--	--	--									
Possession Times	30:30	38:20	38:47									
1st Quarter	7:01	11:29	8:11									
2nd Quarter	7:57	10:22	9:27									
3rd Quarter	6:06	8:10	9:32									
4th Quarter	9:26	8:19	11:37									
3rd-Down Conversions	4-17	5-17	11-21									
4th-Down Conversions	--	3-4	--									
Red Zone Scoring	--	3-4	0-1									
Touchdowns	--	1	--									
Field Goals	--	2	--									
Sacks By-Yards	--	1-7	1-10									
PAT Kicks	--	--	--									
Field Goals	--	2-2	0-1									
Total Points	0	14	0									
Touchdowns Rushing	--	1	--									
Touchdowns Passing	--	--	--									
Touchdown Returns	--	--	--									
Other Touchdowns	--	--	--									
Safeties	--	--	--									
Kick PAT-Attempts	--	--	--									
2pt PAT-Attempts	--	1-1	--									
Field Goals-Attempts	--	2-2	0-1									
Points Off Turnovers	--	--	--									



INDIVIDUAL GAME-BY-GAME

RUSHING

(ATT-YDS-TD)	AKRON	PITT	GSU	at Iowa	IND	at NW	MICH	at OSU	at MSU	RUT	NEB	at UMD
Allen, Mark	DNP	DNP	2-9-0									
Barkley, Saquon	14-174-2	14-88-1	10-47-0									
Eury, Nick	DNP	DNP	1-4-0									
McSorley, Trace	12-57-1	8-65-0	3-24-1									
Robinson, Andre	2-(-3)-0	--	2-39-1									
Sanders, Miles	1-16-0	1-(-3)-0	3-44-1									
Stevens, Tommy	4-16-1	--	2-2-0									
TEAM	1-(-2)-0	1-(-2)-0	1-(-3)-0									

RECEIVING

(REC-YDS-TD)	AKRON	PITT	GSU	at Iowa	IND	at NW	MICH	at OSU	at MSU	RUT	NEB	at UMD
Barkley, Saquon	3-54-0	4-45-1	4-142-1									
Blacknall, Saeed	--	--	3-64-1									
Gesicki, Mike	6-58-2	4-39-2	2-26-0									
Hamilton, DaeSean	3-74-0	3-45-0	3-44-1									
Holland, Jonathan	--	--	1-8-0									
Johnson, Juwan	4-84-0	1-4-0	2-17-0									
Pancoast, Tom	1-12-0	--	--									
Polk, Brandon	1-4-0	1-18-0	1-15-1									
Stevens, Tommy	1-7-0	1-1-0	2-19-1									
Thompkins, DeAndre	2-29-0	1-12-0	3-25-0									

PASSING

Trace McSorley	C-A-I	Pct.	Yards	TD	Long	Sack-Yards	Efficiency
AKRON	18-25-1	72.0	280	2	43	--	184.5
PITTSBURGH	15-28-1	53.6	164	3	46	1-7	131.0
GEORGIA STATE	18-23-0	78.3	309	4	85	--	248.5
at Iowa							
INDIANA							
at Northwestern							
MICHIGAN							
at Ohio State							
at Michigan State							
RUTGERS							
NEBRASKA							
at Maryland							

Tommy Stevens	C-A-I	Pct.	Yards	TD	Long	Sack-Yards	Efficiency
AKRON	3-6-0	50.0	42	--	26	--	108.80
PITTSBURGH	--	--	--	--	--	--	--
GEORGIA STATE	2-4-0	50.0	43	1	35	1-10	222.8
at Iowa							
INDIANA							
at Northwestern							
MICHIGAN							
at Ohio State							
at Michigan State							
RUTGERS							
NEBRASKA							
at Maryland							

NOTE: Billy Fessler was 1-of-2 passing for 8 yards vs. Georgia State (9/16)

KICKING & PUNTING

KICKOFFS	Season	KO	Total Yards	TB	OB	Kick Avg.	Returns	Rtn. Yds.	Yds./Rtn.
	Davis, Tyler	19	1,222	13	1	64.3	--	--	--
	Barbir, Alex	5	304	--	2	60.8	--	--	--
							8	144	18.0

Season	KO	Total Yards	TB	OB	Kick Avg.	Returns	Rtn. Yds.	Yds./Rtn.
AKRON	9	561	4	1	62.3	4	77	19.2
PITTSBURGH	6	384	3	1	64.0	2	33	16.5
GEORGIA STATE	9	581	6	1	64.6	2	34	17.0
at Iowa								
INDIANA								
at Northwestern								
MICHIGAN								
at Ohio State								
at Michigan State								
RUTGERS								
NEBRASKA								
at Maryland								

PUNTING	Season	No.	Total Yds	Avg.	Long	TB	FC	I20	50+	Blk
	Gillikin, Blake	11	495	45.0	56	1	3	6	2	--
	Pasquariello, Daniel	1	45	45.0	45	--	--	1	--	--

Game	No.	Total Yds	Avg.	Long	TB	FC	I20	50+	Blk
AKRON	2	100	50.0	56	1	--	--	1	--
PITTSBURGH	6	259	43.2	49	--	2	4	--	--
GEORGIA STATE	4	181	45.2	52	--	1	3	1	--
at Iowa									
INDIANA									
at Northwestern									
MICHIGAN									
at Ohio State									
at Michigan State									
RUTGERS									
NEBRASKA									
at Maryland									



INDIVIDUAL GAME-BY-GAME

TACKLES

(UT-AT-TT)	UT-AT	TT	AKRON	PITT	GSU	at Iowa	IND	at NW	MICH	at OSU	at MSU	RUT	NEB	at UMD
Allen, Marcus	11-7	18	0-3	9-3	2-1									
Cabinda, Jason	7-8	15	0-3	4-4	3-1									
Bowen, Manny	8-7	15	1-4	3-1	4-2									
Scott, Nick	6-7	13	0-2	4-4	2-1									
Apke, Troy	6-5	11	1-2	3-2	2-1									
Farmer, Koa	5-6	11	0-2	4-4	1-0									
Smith, Brandon	3-6	9	0-4	0-1	3-1									
Windsor, Robert	4-4	8	1-3	1-1	2-0									
Brown, Torrence	0-8	8	0-3	0-3	0-2									
Wade, Lamont	6-2	8	0-1	2-0	4-1									
Campbell, Christian	5-3	8	0-2	3-1	2-0									
Buchholz, Ryan	5-3	8	2-2	2-0	1-1									
Haley, Grant	5-2	7	1-0	3-1	1-1									
Miller, Jarvis	5-2	7	3-2	--	2-0									
Miller, Shareef	5-2	7	0-1	2-1	3-0									
Toney, Shaka	3-4	7	1-1	0-1	2-2									
Brown, Cam	3-3	6	2-2	1-1	DNP									
Chavis, Tyrell	2-4	6	2-3	--	0-1									
Oruwariye, Amani	4-2	6	1-2	3-0	DNP									
Cothren, Parker	0-5	5	0-1	0-2	0-2									
Cothran, Curtis	0-5	5	0-3	0-2	--									
Gross-Matos, Yetur	2-2	4	1-1	1-0	0-1									
Jordan, Ellison	1-3	4	0-1	DNP	1-2									
Joseph, Daniel	2-1	3	--	DNP	2-1									
McPhearson, Zech	3-0	3	1-0	DNP	2-0									
Taylor, Garrett	2-1	3	0-1	2-0	--									
Givens, Kevin	1-2	3	0-1	0-1	1-0									
Cooper, Jake	2-1	3	1-1	DNP	1-0									
Johnson, Jan	3-0	3	2-0	DNP	1-0									
Petrishen, John	2-1	3	0-1	DNP	2-0									
McPhearson, Josh	1-1	2	1-1	--	--									
Simmons, Shane	1-1	2	0-1	--	1-0									
Monroe, Ayron	1-1	2	DNP	--	1-1									
Iyke, Immanuel	1-1	2	0-1	DNP	1-0									
Shelton, Antonio	0-2	2	--	--	0-2									
Monk, Ryan	0-1	1	0-1	DNP	--									
Davis, Tyler	1-0	1	1-0	--	--									
Gesicki, Mike	1-0	1	--	1-0	--									
Castro-Fields, Tariq	0-1	1	--	0-1	--									
Di Leo, Frank	0-1	1	DNP	DNP	0-1									
Castagna, Colin	0-1	1	--	0-1	--									
Vranic, Jason	1-0	1	--	DNP	1-0									
Davis, Desi	1-0	1	DNP	DNP	1-0									
Thomas, Johnathan	0-1	1	DNP	DNP	0-1									
Blacknall, Saeed	0-1	1	--	0-1	--									
Charles, Irvin	1-0	1	--	1-0	--									

INDIVIDUAL GAME-BY-GAME

TFL & SACKS

TFL (Sacks)	AKRON	PITT	GSU	at Iowa	IND	at NW	MICH	at OSU	at MSU	RUT	NEB	at UMD
Allen, Marcus	0.5 (--)	1.0 (--)	--									
Bowen, Manny	0.5 (--)	--	0.5 (0.5)									
Brown, Cam	1.0 (--)	--	DNP									
Brown, Torrence	--	0.5 (--)	--									
Buchholz, Ryan	1.5 (1.0)	--	--									
Campbell, Christian	0.5 (--)	--	--									
Cothran, Curtis	1.0 (0.5)	--	--									
Cothren, Parker	0.5 (--)	--	--									
Chavis, Tyrell	3.0 (0.5)	--	--									
Farmer, Koa	0.5 (--)	1.5 (1.0)	--									
Givens, Kevin	--	0.5 (--)	--									
Gross-Matos, Yetur	--	--	0.5 (--)									
Haley, Grant	--	1.0 (1.0)	--									
Iyke, Immanuel	DNP	DNP	1.0 (--)									
Joseph, Daniel	--	DNP	2.0 (1.0)									
Miller, Shareef	0.5 (--)	2.5 (2.0)	1.0 (--)									
Monroe, Ayron	DNP	--	1.0 (--)									
Petrishen, John	--	DNP	1.0 (--)									
Scott, Nick	--	0.5 (--)	--									
Shelton, Antonio	--	--	1.0 (0.5)									
Simmons, Shane	0.5 (--)	--	--									
Smith, Brandon	1.0 (--)	--	1.0 (--)									
Toney, Shaka	--	0.5 (--)	2.0 (1.0)									
Windsor, Robert	0.5 (--)	1.0 (1.0)	--									
Team Total	14.0 (3.0)	9.0 (5.0)	11.0 (3.0)									

TACKLE BREAKDOWN

RUSHING TACKLES	PASSING TACKLES	SPECIAL TEAMS TACKLES	Total	KO	Punt
Allen, Marcus	6	Scott, Nick	3	2	1
Cabinda, Jason	6	Taylor, Garrett	2	--	2
Bowen, Manny	6	Wade, Lamont	2	2	--
Brown, Torrence	4	McPhearson, Josh	2	2	--
Farmer, Koa	4	Charles, Irvin	1	1	--
Smith, Brandon	3	Davis, Tyler	1	1	--
Scott, Nick	3	Blacknall, Saeed	1	1	--
Windsor, Robert	3	Di Leo, Frank	1	1	--
Chavis, Tyrell	3	Bowen, Manny	1	1	--
Buchholz, Ryan	2	Smith, Brandon	1	--	1
Apke, Troy	2	Thomas, Johnathan	1	1	--
Toney, Shaka	2	TOTALS	16	12	4
Miller, Shareef	1				
Miller, Jarvis	1				
Oruwariye, Amani	1				
Jordan, Ellison	1				
Cothran, Curtis	1				
Johnson, Jan	1				
Givens, Kevin	1				
Cothren, Parker	1				
Brown, Cam	1				
Haley, Grant	1				
Wade, Lamont	1				
Cooper, Jake	1				
Gross-Matos, Yetur	1				
Petrishen, John	1				
Iyke, Immanuel	1				
Campbell, Christian	1				
Monroe, Ayron	1				
Simmons, Shane	1				
Joseph, Daniel	1				
McPhearson, Zech	1				
Shelton, Antonio	1				
Davis, Desi	1				
Monk, Ryan	1				
TOTAL	152				



INDIVIDUAL GAME-BY-GAME

ALL-PURPOSE YARDS

	TOTAL	AKRON	PITT	GSU	at Iowa	IND	at NW	MICH	at OSU	at MSU	RUT	NEB	at UMD
Barkley, Saquon	655	246	183	226									
Thompkins, DeAndre	268	156	43	69									
Hamilton, DaeSean	163	74	45	44									
McSorley, Trace	137	48	65	24									
Gesicki, Mike	123	58	39	26									
Johnson, Juwan	105	84	4	17									
Blacknall, Saeed	64	-	--	64									
Sanders, Miles	57	16	(-3)	44									
Allen, Marcus	50	--	--	50									
Haley, Grant	46	--	42	4									
Stevens, Tommy	45	23	1	21									
Polk, Brandon	37	4	18	15									
Robinson, Andre	36	(-3)	--	39									
Allen, Mark	19	DNP	DNP	19									
Pancoast, Tom	12	12	--	--									
Holland, Jonathan	8	--	--	8									
Apke, Troy	4	3	1	--									
Eury, Nick	4	DNP	DNP	4									
TEAM	(-7)	(-2)	(-2)	(-3)									

RED ZONE RECAP

PENN STATE			
Opponent	Scores/Chances	Result	Pct.
AKRON	5/6	5 TD, 1 INT	83%
PITTSBURGH	4/4	3 TD, 1 FG	100%
GEORGIA STATE	3/3	3 TD	100%
at Iowa			
INDIANA			
at Northwestern			
MICHIGAN			
at Ohio State			
at Michigan State			
RUTGERS			
NEBRASKA			
at Maryland			
TOTAL	12/13	11 TD, 1 FG, 1 INT	92%

OPPONENT			
Opponent	Series	Result	Pct.
AKRON	--/--	--	--
PITTSBURGH	3/4	1 TD, 2 FG, 1 Fumble	75%
GEORGIA STATE	--/1	1 Missed FG	--
at Iowa			
INDIANA			
at Northwestern			
MICHIGAN			
at Ohio State			
at Michigan State			
RUTGERS			
NEBRASKA			
at Maryland			
TOTAL	3/5	1 TD, 2 FG, 1 Fumble 1 Missed FG	60%

GAME LEADERS

Opponent	Rushing Attempts	Rushing Yards	Receptions	Receiving Yards	All-Purpose Yards	Tackles
AKRON	Barkley - 14	Barkley - 172	Gesicki - 6	Johnson - 84	Barkley - 246	Three Tied - 5
PITTSBURGH	Barkley - 14	Barkley - 88	Two Tied - 4	Two Tied - 45	Barkley - 183	Allen - 13
GEORGIA STATE	Barkley - 10	Barkley - 47	Barkley - 4	Barkley - 142	Barkley - 226	6 - Bowen
at Iowa						
INDIANA						
at Northwestern						
MICHIGAN						
at Ohio State						
at Michigan State						
RUTGERS						
NEBRASKA						
at Maryland						

TURNOVER BY GAME

PENN STATE: 9 GAINED

TYPE	QTR	PLAYER	PLAYS/ YDS	1st DOWNS	RESULT
AKRON (1)					
Interception	3	Oruwariye of Woodson	10/75	4	TD
PITTSBURGH (3)					
Interception	1	Haley of Browne	1/8	-	TD
Interception	2	Apke of Browne	3/(-5)	-	Punt
Fumble	4	Windsor by DiNucci	1/(-2)	-	End of Game
GEORGIA STATE (5)					
Interception	2	Haley of Manning	1/29	-	TD
Interception	2	Allen of Manning	4/25	1	TD
Fumble	3	Givens by Manning	6/55	2	TD
Interception	3	Castro-Fields of Manning	4/42	1	TD
Fumble	4	Gross-Matos by Winchester	4/69	1	TD

OPPONENT: 2 GAINED

TYPE	QTR	PLAYER	PLAYS/ YDS	1st DOWNS	RESULT
AKRON (1)					
Interception	1	Guiser of McSorley	3/3	-	Punt
PITTSBURGH (1)					
Interception	2	Jackson of McSorley	-/-	-	End of Half
GEORGIA STATE (--)					
--					

TURNOVERS BY PLAYER

FUMBLES

(#-Lost)	AKRON	PITT	GSU	at Iowa	IND	at NW	MICH	at OSU	at MSU	RUT	NEB	at UMD
Robinson, Andre	--	--	1-0									
Sanders, Miles	--	1-0	--									
Stevens, Tommy	--	--	1-0									

FORCED FUMBLES

	AKRON	PITT	GSU	at Iowa	IND	at NW	MICH	at OSU	at MSU	RUT	NEB	at UMD
Buchholz, Ryan	1	--	--									
Joseph, Daniel	--	DNP	1									
Toney, Shaka	--	--	1									
Windsor, Robert	--	1	--									

FUMBLES RECOVERED

(#-Yards)	AKRON	PITT	GSU	at Iowa	IND	at NW	MICH	at OSU	at MSU	RUT	NEB	at UMD
Givens, Kevin	--	--	1									
Gross-Matos, Yetur	--	--	1									
Windsor, Robert	--	1	--									

INTERCEPTIONS

(#-Yards)	AKRON	PITT	GSU	at Iowa	IND	at NW	MICH	at OSU	at MSU	RUT	NEB	at UMD
Allen, Marcus	--	--	1-50									
Apke, Troy	--	1-1	--									
Castro-Fields, Tariq	--	--	1-0									
Haley, Grant	--	1-42	1-4									
Oruwariye, Amani	1-0	--	DNP									

SCORING BREAKDOWN

PENN STATE DRIVES

Totals: 20 scoring drives (18 TD, 2 FG)

Special Teams/Defensive:

Thompkins, DeAndre - Punt Return; Akron
Allen, Marcus - Safety; Pittsburgh

LONGEST DRIVES BY:

Plays: 10 AKRON (9/2)
8, 2x Last: GEORGIA STATE (9/16)

Yards: 87 AKRON (9/2)
86 GOERGIA STATE (9/16)

Time: 4:49 AKRON (9/2)
4:03 AKRON (9/2)

OPPONENT DRIVES

Totals: 3 (1 TD, 2 FG)

Special Teams/Defensive: None

LONGEST DRIVES BY:

Plays: 15 PITTSBURGH (9/9)
9, 2x Last: PITTSBURGH (9/9)

Yards: 77 PITTSBURGH (9/9)
75 PITTSBURGH (9/9)

Time: 5:30 PITTSBURGH (9/9)
4:45 PITTSBURGH (9/9)



LONG PLAY BREAKDOWN

BY YARDAGE

OFFENSE

Yards	Type	Player(s)	Opponent
*85	Pass	Barkley, Saquon from McSorley, Trace	Georgia State
80	Rush	Barkley, Saquon	Akron
*46	Pass	Barkley, Saquon from McSorley, Trace	Pittsburgh
44	Pass	Barkley, Saquon from McSorley, Trace	Georgia State
43	Pass	Barkley, Saquon from McSorley, Trace	Akron
*41	Rush	Robinson, Andre	Georgia State
36	Rush	McSorley, Trace	Pittsburgh
*35	Pass	Blacknall, Saeed from Stevens, Tommy	Georgia State
35	Pass	Gesicki, Mike from McSorley, Trace	Akron
33	Rush	Barkley, Saquon	Georgia State
33	Pass	Johnson, Juwan from McSorley, Trace	Akron
*30	Rush	Barkley, Saquon	Akron
*29	Rush	Sanders, Miles	Georgia State
29	Pass	Hamilton, DaeSean from McSorley, Trace	Akron
28	Pass	Johnson, Juwan from McSorley, Trace	Akron
*27	Pass	Hamilton, DaeSean from McSorley, Trace	Georgia State
26	Pass	Hamilton, DaeSean from Stevens, Tommy	Akron
25	Rush	Barkley, Saquon	Akron
23	Pass	Hamilton, DaeSean from McSorley, Trace	Pittsburgh
22	Rush	Barkley, Saquon	Pittsburgh
21	Pass	Blacknall, Saeed from McSorley, Trace	Georgia State
20	Pass	Gesicki, Mike from McSorley, Trace	Georgia State

DEFENSE

Yards	Type	Player(s)	Opponent
50	INT	Allen, Marcus	Georgia State
42	INT	Haley, Grant	Pittsburgh

SPECIAL TEAMS

Yards	Type	Player(s)	Opponent
*61	PR	Thompkins, DeAndre	Akron
42	PR	Thompkins, DeAndre	Akron
37	KR	Barkley, Saquon	Georgia State
32	KR	Barkley, Saquon	Pittsburgh
27	PR	Thompkins, DeAndre	Georgia State
20	KR	Barkley, Saquon	Akron

LONG PLAY BREAKDOWN

LONG PLAYS BY THE NUMBERS

BY YARDAGE

Yards	No.	TD
100+	--	--
90-99	--	--
80-89	2	1
70-79	--	--
60-69	1	1
50-59	1	--
40-49	6	2
30-39	8	2
20-29	12	2

BY TYPE

Type	No.	TD
Rushing	8	3
Passing	14	4
Punt returns	3	1
Kick returns	3	--
Interceptions	2	--
Fumble returns	--	--
Other	--	--
TOTAL	30	8

20+ YARD PLAYS BY PLAYER

Player	No.	TD	R	P	KR	PR	IR	FR
Barkley, Saquon	12	3	5	4	3	--	--	--
Hamilton, DaeSean	4	1	--	4	--	--	--	--
Thompkins, DeAndre	3	1	--	--	--	3	--	--
Blacknall, Saeed	2	1	--	2	--	--	--	--
Johnson, Juwan	2	--	--	2	--	--	--	--
Gesicki, Mike	2	--	--	2	--	--	--	--
Sanders, Miles	1	1	1	--	--	--	--	--
Robinson, Andre	1	1	1	--	--	--	--	--
McSorley, Trace	1	--	1	--	--	--	--	--
Haley, Grant	1	--	--	--	--	--	1	--
Allen, Marcus	1	--	--	--	--	--	1	--
TOTAL	30	8	8	14	3	3	2	--

LONGEST PLAYS OF THE YEAR

Rushing		
80	Barkley, Saquon	Akron (9/2)
Rushing Touchdown		
41	Robinson, Andre	Georgia State (9/16)
Passing		
85*	Barkley, Saquon from McSorley, Trace	Georgia State (9/16)
Passing Touchdown		
85*	Barkley, Saquon from McSorley, Trace	Georgia State (9/16)
Punt Return		
61*	Thompkins, DeAndre	Akron (9/2)
Kick Return		
37	Barkley, Saquon	Georgia State (9/16)
Interception Return		
50	Allen, Marcus	Georgia State (9/16)
Fumble Return		
None		
Punt		
56	Gillikin, Blake	Akron (9/2)
Field Goal		
47	Davis, Tyler	Akron (9/2)

PENN STATE [30 PLAYS]

Play	#	Long	Play	Opponent
Passing	14	85*	Barkley, Saquon from McSorley, Trace	Georgia State
Rushing	8	80	Barkley, Saquon	Akron
PR	3	61*	Thompkins, DeAndre	Akron
KR	3	37	Barkley, Saquon	Georgia State
INT	2	50	Allen, Marcus	Georgia State

Opp.	#	Long	Play	Type
AKRON	12	80	Barkley, Saquon	Rush
PITTSBURGH	6	46*	Barkley, Saquon from McSorley, Trace	Pass
GEORGIA STATE	12	85*	Barkley, Saquon from McSorley, Trace	Pass

at Iowa
INDIANA
at Northwestern
MICHIGAN
at Ohio State
at Michigan State
RUTGERS
NEBRASKA
at Maryland

OPPONENTS [7 PLAYS]

Play	#	Long	Play	Opponent
Rush	1	32	Ollison, Qadree	Pittsburgh
Pass	4	30	Ollison, Qadree from Browne, Max	Pittsburgh
KR	2	24	Edwards, Van	Akron

Opp.	#	Long	Play	Type
AKRON	2	24	Edwards, Van	KR
PITTSBURGH	4	32	Ollison, Qadree	Rush
GEORGIA STATE	1	22	Ifedi, Jonathan from Winchester, Aaron	Pass

at Iowa
INDIANA
at Northwestern
MICHIGAN
at Ohio State
at Michigan State
RUTGERS
NEBRASKA
at Maryland

* - touchdown scored on play

SEASON SUPERLATIVES

PENN STATE INDIVIDUAL

Rushes	14	Twice: Last Barkley, Saquon; Pittsburgh (9/9)
Yards Rushing	172	Barkley, Saquon; Akron (9/2)
TD Rushes	2	Barkley, Saquon; Akron (9/2)
Long Rush	80	Barkley, Saquon; Akron (9/2)
Pass Attempts	28	McSorley, Trace; Pittsburgh (9/9)
Pass Completions	18	Twice: Last McSorley, Trace; Georgia State (9/16)
Yards Passing	280	McSorley, Trace; Akron (9/2)
TD Passes	4	McSorley, Trace; Georgia State (9/16)
Long Pass	85	McSorley, Trace; Georgia State (9/16)
Receptions	6	Gesicki, Mike; Akron (9/2)
Yards Receiving	142	Barkley, Saquon; Georgia State (9/16)
TD Receptions	2	Twice: Last Gesicki, Mike; Pittsburgh (9/9)
Long Reception	85	Barkley, Saquon from McSorley, Trace; Georgia State (9/16)
Field Goals	1	Twice: Last Davis, Tyler; Pittsburgh (9/9)
Long Field Goal	47	Davis, Tyler; Akron (9/2)
Punts	6	Gillikin, Blake; Pittsburgh (9/9)
Punting Avg	50.0	Gillikin, Blake; Akron (9/2)
Long Punt	56	Gillikin, Blake; Akron (9/2)
Punts Inside 20	4	Gillikin, Blake; Pittsburgh (9/9)
Long Punt Return	61	Thompkins, DeAndre; Akron (9/2)
Long Kickoff Return	37	Barkley, Saquon; Georgia State (9/16)
Tackles	13	Allen, Marcus; Pittsburgh (9/9)
Sacks	2.0	Miller, Shareef; Pittsburgh (9/9)
Tackles For Loss	3.0	Chavis, Tyrell; Akron (9/2)
Interceptions	1	Six Times: Last Allen, Marcus; Georgia State (9/16)
		Haley, Grant; Georgia State (9/16)
		Castro-Fields, Tariq; Georgia State (9/16)

OPPONENT INDIVIDUAL

Rushes	29	Bateman, Taz; Georgia State (9/16)
Yards Rushing	100	Bateman, Taz; Georgia State (9/16)
TD Rushes	1	DiNucci, Ben; Pittsburgh (9/9)
Long Rush	32	Ollison, Qadree; Pittsburgh (9/9)
Pass Attempts	32	Browne, Max; Pittsburgh (9/9)
Pass Completions	19	Browne, Max; Pittsburgh (9/9)
Yards Passing	138	Browne, Max; Pittsburgh (9/9)
TD Passes	--	--
Long Pass	30	Browne, Max; Pittsburgh (9/9)
Receptions	7	Hart, Penny; Georgia State (9/16)
Yards Receiving	65	Weah, Jester; Pittsburgh (9/9)
TD Receptions	--	--
Long Reception	30	Ollison, Qadree; Pittsburgh (9/9)
Field Goals	2	Kessman, Alex; Pittsburgh (9/9)
Long Field Goal	28	Kessman, Alex; Pittsburgh (9/9)
Punts	11	Gasser, Nick; Akron (9/2)
Punting Avg	44.4	Winslow, Ryan; Pittsburgh (9/9)
Long Punt	54	Winslow, Ryan; Pittsburgh (9/9)
Punts Inside 20	3	Holdenson, Oliver; Georgia State (9/16)
Long Punt Return	13	Henderson, Quadree; Pittsburgh (9/9)
Long Kickoff Return	24	Edwards, Van, Akron (9/2)
Tackles	10	Guiser, Zach, Akron (9/2)
Sacks	1.0	Twice: Last Cheridor, Mackendy; Georgia State (9/16)
Tackles For Loss	3.0	Idowu, Oluwaseun; Pittsburgh (9/9)
Interceptions	1	Twice: Jackson, Dane; Pittsburgh (9/9)

PENN STATE TEAM

	Highs	Lows
Rushes	34, Akron (9/2)	24, Twice: Last Georgia State (9/16)
Yards Rushing	247, Akron (9/2)	148, Pittsburgh (9/9)
Yards Per Rush	7.3, Akron (9/2)	6.2, Pittsburgh (9/9)
TD Rushes	4, Akron (9/2)	1, Pittsburgh (9/9)
Pass Attempts	31, Akron (9/2)	28, Pittsburgh (9/9)
Pass Completions	21, Twice: Last Georgia State (9/16)	15, Pittsburgh (9/9)
Yards Passing	360, Georgia State (9/16)	164, Pittsburgh (9/9)
Yards Per Completion	17.1, Georgia State (9/16)	10.4, Akron (9/2)
TD Passes	5, Georgia State (9/16)	2, Akron (9/2)
Total Plays	65, Akron (9/2)	52, Pittsburgh (9/9)
Total Offense	569, Akron (9/2)	312, Pittsburgh (9/9)
Yards Per Play	9.9, Georgia State (9/16)	6.0, Pittsburgh (9/9)
Points	56, Georgia State (9/16)	33, Pittsburgh (9/9)
Sacks By	5, Pittsburgh (9/9)	3, Twice: Last Georgia State (9/16)
First Downs	24, Akron (9/2)	14, Pittsburgh (9/9)
Penalties	5, Twice: Last Georgia State (9/16)	1, Pittsburgh (9/9)
Penalty Yards	45, Twice: Last Georgia State (9/16)	15, Pittsburgh (9/9)
Turnovers	1, Twice: Last Pittsburgh (9/9)	0, Georgia State (9/16)
Interceptions By	3, Georgia State (9/16)	1, Akron (9/2)
Punts	6, Pittsburgh (9/9)	2, Akron (9/2)
Punting Avg.	50.0, Akron (9/2)	43.2, Pittsburgh (9/9)
Long Punt	56, Akron (9/2)	49, Pittsburgh (9/9)
Punts Inside 20	4, Pittsburgh (9/9)	0, Akron (9/2)
Long Punt Return	61, Akron (9/2)	16, Pittsburgh (9/9)

OPPONENT TEAM

	Highs	Lows
Rushes	49, Georgia State (9/16)	34, Akron (9/2)
Yards Rushing	155, Pittsburgh (9/9)	73, Akron (9/2)
Yards Per Rush	3.4, Pittsburgh (9/9)	2.1, Akron (9/2)
TD Rushes	1, Pittsburgh (9/9)	0, Twice: Last Georgia State (9/16)
Pass Attempts	41, Pittsburgh (9/9)	29, Akron (9/2)
Pass Completions	24, Pittsburgh (9/9)	14, Akron (9/2)
Yards Passing	187, Pittsburgh (9/9)	86, Akron (9/2)
Yards Per Completion	9.4, Georgia State (9/16)	3.0, Akron (9/2)
TD Passes	--	0, Three Times: Last Georgia State (9/16)
Total Plays	86, Pittsburgh (9/9)	63, Akron (9/2)
Total Offense	342, Pittsburgh (9/9)	159, Akron (9/2)
Yards Per Play	4.0, Twice: Last Georgia State (9/16)	2.5, Akron (9/2)
Points	14, Pittsburgh (9/9)	0, Twice: Last Georgia State (9/16)
Sacks By	1, Twice: Last Georgia State (9/16)	0, Akron (9/2)
First Downs	24, Pittsburgh (9/9)	12, Akron (9/2)
Penalties	9, Akron (9/2)	3, Georgia State (9/16)
Penalty Yards	84, Akron (9/2)	25, Georgia State (9/16)
Turnovers	5, Georgia State (9/16)	1, Akron (9/2)
Interceptions By	1, Twice: Last Pittsburgh (9/9)	0, Georgia State (9/16)
Punts	11, Akron (9/2)	5, Pittsburgh (9/9)
Punting Avg.	44.4, Pittsburgh (9/9)	36.9, Georgia State (9/16)
Long Punt	55, Pittsburgh (9/9)	41, Georgia State (9/16)
Punts Inside 20	3, Georgia State (9/16)	1, Pittsburgh (9/9)
Long Punt Return	13, Pittsburgh (9/9)	(-7), Pittsburgh (9/9)



THE LAST TIME...

PENN STATE

100+ Yards Rushing: 172, Saquon Barkley vs. Akron, 2017
 150+ Yards Rushing: 172, Saquon Barkley vs. Akron, 2017
 200+ Yards Rushing: 207, Saquon Barkley at Purdue, 2016
 300+ Yards Rushing: 327, Larry Johnson at Indiana, 2002
 30-34 Rushing Attempts: 33, Saquon Barkley at Indiana, 2016
 35+ Rushing Attempts: 35, Zach Zwinak vs. Nebraska, 2013
 Three Touchdowns Rushing: Saquon Barkley (4) at Pittsburgh, 2016
 Four Touchdowns Rushing: Saquon Barkley at Pittsburgh, 2016
 Five Touchdowns Rushing: Ki-Jana Carter vs. Michigan State, 1994
 60+ Yard Run: 80, Saquon Barkley vs. Akron, 2017
 70+ Yard Run: 80, Saquon Barkley vs. Akron, 2017
 80+ Yard Run: 80, Saquon Barkley vs. Akron, 2017
 90+ Yard Run: 92, Bill Belton at Indiana, 2014
 Two Players Rush For 100 Yards: Saquon Barkley (195) & Akeel Lynch (120) vs. Rutgers, 2015
 Four Rushing TD in One Quarter: vs. UMass, 2014 (2nd; Belton (2), Zwinak (2))

300+ Yards Passing: 309, Trace McSorley vs. Georgia State, 2017
 350+ Yards Passing: 384, Trace McSorley vs. Wisconsin, 2016 &
 400+ Yards Passing: 454, Christian Hackenberg vs. UCF, 2014 #
 20-24 Pass Completions: 22, Trace McSorley vs. Wisconsin, 2016 &
 25-29 Pass Completions: 25, Christian Hackenberg at Rutgers, 2014
 30-34 Pass Completions: 34, Christian Hackenberg vs. Boston College, 2014 %
 35+ Pass Completions: 35, Matt McGloin vs. Northwestern, 2012
 30-39 Pass Attempts: 31, Trace McSorley vs. Wisconsin, 2016 &
 40-49 Pass Attempts: 41, Trace McSorley vs. Minnesota, 2016
 50+ Pass Attempts: 50, Christian Hackenberg vs. Boston College, 2014 %
 Four Touchdown Passes: Trace McSorley vs. Georgia State, 2017
 Five Touchdown Passes: Rashard Casey vs. Louisiana Tech, 2000
 Four Interceptions Thrown: Zack Mills at Boston College, 2004

300+ Yards Total Offense: 333, Trace McSorley (309 P, 24 R) vs. Georgia State, 2017
 350+ Yards Total Offense: 364, Trace McSorley (384 P, -20 R) vs. Wisconsin, 2016 &
 400+ Yards Total Offense: 408, Trace McSorley (335 P, 73 R) vs. Minnesota, 2016

100+ Yards Receiving: 142, Saquon Barkley vs. Georgia State, 2017
 150+ Yards Receiving: 187, Chris Godwin vs. USC, 2016 ^
 200+ Yards Receiving: 216, Deon Butler vs. Northwestern, 2006
 Two Players w/ 100 Yards Receiving: Saeed Blacknall (155) & DaeSean Hamilton (118)
 vs. Wisconsin, 2016 &
 Two Players w/ 150 Yards Receiving: Geno Lewis (173) & DaeSean Hamilton (165) vs. UCF, 2014 #
 Back-to-Back 100 Yards Receiving Games: Chris Godwin, 2015 (103 at Ohio State; 135 vs. Maryland)
 Three Straight 100-yard Receiving Games: Allen Robinson, 2013
 (133 vs. Syracuse; 129 vs. Eastern Michigan; 143 vs. UCF)

10+ Receptions: 14, DaeSean Hamilton vs. Ohio State, 2014
 50+ Yard Reception: 85, Saquon Barkley from Trace McSorley vs. Georgia State, 2017
 60+ Yard Reception: 85, Saquon Barkley from Trace McSorley vs. Georgia State, 2017
 70+ Yard Reception: 85, Saquon Barkley from Trace McSorley vs. Georgia State, 2017
 80+ Yard Reception: 85, Saquon Barkley from Trace McSorley vs. Georgia State, 2017
 Three Touchdowns Receiving: Allen Robinson vs. Indiana, 2012
 Four Touchdowns Receiving: Bobby Engram vs. Minnesota, 1993

150+ All-Purpose Yards: 226 (47 Rush, 142 Rec, 37 KR), Saquon Barkley vs. Georgia State, 2017
 200+ All-Purpose Yards: 226 (47 Rush, 142 Rec, 37 KR), Saquon Barkley vs. Georgia State, 2017
 250+ All-Purpose Yards: 306 (194 Rush, 55 Rec, 57 KR) Saquon Barkley vs. USC, 2016 ^
 Five Touchdowns Scored: 5 (4 rushing, 1 receiving) Saquon Barkley at Pittsburgh, 2016

Kickoff Return For Touchdown: 95, Chaz Powell vs. Indiana State, 2011
 Rushing, Receiving & Kickoff Return TDs: Derrick Williams vs. Illinois, 2008
 100-Yard Kickoff Return: 100, Chaz Powell vs. Youngstown State, 2010
 Punt Return For Touchdown: 61, DeAndre Thompkins vs. Akron, 2017
 80-Yard Punt Return: 81, Bryant Johnson vs. Michigan State, 2002
 Zero Punts in a Game: Purdue, 2013

Multiple Interceptions: 2, Trevor Williams at Rutgers, 2014
 90-Yard Interception Return: 99, Michael Mauti at Illinois, 2012
 Interception Return For Touchdown: 30, Amani Oruwariye vs. Kent State, 2016
 Five Interceptions in a Game (Team): at Rutgers, 2014
 Fumble Return For Touchdown: 9 yards, Torrence Brown at Indiana, 2016
 Blocked Field Goal: Marcus Allen vs. Ohio State, 2016
 Blocked Field Goal For Touchdown: 60 yards, Grant Haley vs. Ohio State, 2016 (Marcus Allen block)
 Blocked Extra Point: Parker Cothren at Northwestern, 2015
 Blocked Punt: Juwan Johnson at Rutgers, 2016
 Blocked Punt For Touchdown: 0 yards, Michael Yancich vs. Ohio State, 2012 (Mike Hull block)
 Safety: Marcus Allen (tackle in end zone) vs. Pittsburgh, 2017

50-Yard Field Goal: 50, Sam Ficken vs. Temple, 2014
 Four Field Goals: Tyler Davis at Rutgers, 2016
 Five Field Goals: Collin Wagner vs. Temple, 2010

OPPONENT

100+ Yards Rushing: 100, Taz Bateman, Georgia State, 2017
 150+ Yards Rushing: 164, Corey Clement, Wisconsin, 2016 &
 200+ Yards Rushing: 203, BenJarvus Green-Ellis, Indiana, 2003
 30-34 Rushing Attempts: 30, Jeremy Langford, Michigan State, 2014
 35+ Rushing Attempts: 44, Mike Hart, Michigan, 2007 (OR)
 Three Touchdowns Rushing: Trevor Siemian, Northwestern, 2014
 Four Touchdowns Rushing: Montee Ball, Wisconsin, 2011
 50+ Yard Run: 67, Corey Clement, Wisconsin, 2016 &
 60+ Yard Run: 67, Corey Clement, Wisconsin, 2016 &
 70+ Yard Run: 74, Curtis Samuel, Ohio State, 2016
 Two Players Rush For 100 Yards: Rodney Smith (104) & Shannon Brooks (100), Minnesota, 2016

300+ Yards Passing: 453, Sam Darnold, USC, 2016 ^
 400+ Yards Passing: 453, Sam Darnold, USC, 2016 ^
 500+ Yards Passing: 532, Case Keenum, Houston, 2011 (OR) *
 25-29 Pass Completions: 28, J.T. Barrett, Ohio State, 2016
 30-44 Pass Completions: 33, Sam Darnold, USC, 2016 ^
 45+ Pass Completions: 45, Case Keenum, Houston, 2011 (OR) *
 30-39 Pass Attempts: 32, Max Browne, Pittsburgh, 2017
 40-49 Pass Attempts: 40, Richard Lagow, Indiana, 2016
 50+ Pass Attempts: 53, Sam Darnold, USC, 2016 ^
 60+ Pass Attempts: 61, Brian Hoyer, Michigan State, 2006
 Four Touchdown Passes: Sam Darnold (5), USC, 2016 ^
 Five Touchdown Passes: Sam Darnold, USC, 2016 ^
 Four Interceptions Thrown: P.J. Walker, Temple, 2014
 Five Interceptions Thrown: Gary Nova, Rutgers, 2014

300+ Yards Total Offense: 473, Sam Darnold (453 P, 20 R), USC, 2016 ^
 400+ Yards Total Offense: 473, Sam Darnold (453 P, 20 R), USC, 2016 ^
 500+ Yards Total Offense: 542, C. Keenum (532 P, 10 R), Houston, 2011 (OR) *

100+ Yards Receiving: 164, Deonta Burnett & 133, Julu Smith-Schuster, USC, 2016 ^
 150+ Yards Receiving: 164, Deonta Burnett, USC, 2016 ^
 200+ Yards Receiving: 228, Patrick Edwards, Houston, 2011 *
 10+ Receptions: 13, Deonta Burnett, USC, 2016 ^
 70+ Yard Reception: 75, Jalen Fitzpatrick from P.J. Walker, Temple, 2014
 80+ Yard Reception: 80, D. Barnes from K. Hess, Youngstown State, 2010
 90+ Yard Reception: 99, Thomas Lewis from John Pacé, Indiana, 1993
 Three Touchdown Receptions: Deonta Burnett, USC, 2016 ^

Kickoff Return For Touchdown: 96, Solomon Vault, Northwestern, 2015
 90-Yard Kickoff Return: 96, Solomon Vault, Northwestern, 2015
 100-Yard Kickoff Return: 100, Rashaad Penny, San Diego State, 2015
 Punt Return For Touchdown: 75, Venric Mark, Northwestern, 2012
 70-Yard Punt Return: 75, Venric Mark, Northwestern, 2012
 80-Yard Punt Return: 87, Willie Reid, Florida State, 2005 !

Interception Return For Touchdown: 13, Malik McDowell, Michigan State, 2015
 Fumble Return For Touchdown: 12, Ryan Connelly, Wisconsin, 2016 &
 Blocked Punt: Lorenzo Harrison, Maryland, 2016
 Blocked Punt For Touchdown: 27, Lerentee McCray, Florida, 2011 \$
 Blocked Field Goal: Josey Jewell, Iowa, 2016
 Blocked Extra Point: Rob Bain (2X), Illinois, 2015
 Safety: Team (snap out of the end zone on punt), Ohio State, 2016
 Defensive Extra Point: 99, D.J. Johnson, Iowa, 2002

50-Yard Field Goal: 50, Derek Dimke, Illinois, 2010
 Four Field Goals: Michael Geiger, Michigan State, 2016

^ - Rose Bowl
 \$ - Outback Bowl
 * - TicketCity Bowl
 # - Croke Park Classic (Dublin, Ireland)
 % - Pinstripe Bowl
 ! - Orange Bowl
 & - Big Ten Championship Game
 (OR) - Opponent Record



OFFENSIVE STARTERS

OPPONENT	LT	LG	C	RG	RT	TE	QB	RB	WR (X)	WR (H)	WR (Z)
AKRON	Bates	Gonzalez	McGovern	Mahon	Wright	Gesicki	McSorley	Barkley	Johnson	Hamilton	Thompkins
PITTSBURGH	Bates	Gonzalez	McGovern	Mahon	Wright	Gesicki	McSorley	Barkley	Johnson	Hamilton	Thompkins
GEORGIA STATE	Bates	Fries	McGovern	Gonzalez	Wright	Gesicki	McSorley	Barkley	Johnson	Hamilton	Thompkins
at Iowa											
INDIANA											
at Northwestern											
MICHIGAN											
at Ohio State											
at Michigan State											
RUTGERS											
NEBRASKA											
at Maryland											

DEFENSIVE STARTERS

OPPONENT	DE	DT	DT	DE	SLB	MLB	WLB	BCB	FS	SS	FCB
AKRON	S. Miller	Cothran	Cothren	T. Brown	Farmer	Cabinda	Bowen	Campbell	Allen	Apke	Haley
PITTSBURGH	S. Miller	Cothran	Cothren	T. Brown	Farmer	Cabinda	Bowen	Campbell	Allen	Apke	Haley
GEORGIA STATE	S. Miller	Cothran	Cothren	T. Brown	Farmer	Cabinda	Bowen	Campbell	Allen	Apke	Haley
at Iowa											
INDIANA											
at Northwestern											
MICHIGAN											
at Ohio State											
at Michigan State											
RUTGERS											
NEBRASKA											
at Maryland											

CAREER STARTS

Player	'14	'15	'16	'17	Total
Hamilton, DaeSean (WR)	13	12	13	3	41
Allen, Marcus (S)	7	12	14	3	36
Mahon, Brendan (OL)	9	11	9	2	32
Nelson, Andrew (OL)	13	8	6	-	27
Cabinda, Jason (LB)	1	13	9	3	26
Gesicki, Mike (TE/H)	1	8	14	3	26
Haley, Grant (CB)	-	11	11	3	25
Barkley, Saquon (RB)	-	6	14	3	23
Reid, John (CB)	-	2	14	-	16
Bates, Ryan (OL)	-	-	14	3	17
McSorley, Trace (QB)	-	-	14	3	17
Cothren, Parker (DT)	-	-	13	3	16
Bowen, Manny (LB)	-	-	12	3	15
McGovern, Connor (OL)	-	-	9	3	12
Blacknall, Saeed (WR)	1	3	7	-	11
Cothran, Curtis (DT)	-	-	8	3	11
Thompkins, DeAndre (WR)	-	-	7	3	10

Player	'14	'15	'16	'17	Total
Wright, Chasz (OL)	-	-	5	3	8
Brown, Torrence (DE)	-	-	4	3	7
Campbell, Christian (CB)	1	-	3	3	7
Gonzalez, Steven (OL)	-	-	3	3	7
Givens, Kevin (DT)	-	-	6	-	6
Apke, Troy (S)	-	1	1	3	5
Farmer, Koa (LB)	-	-	2	3	5
Johnson, Juwan (WR)	-	-	1	3	4
Cooper, Jake (LB)	-	1	2	-	3
Shareer Miller (DE)	-	-	-	3	3
Polk, Brandon (WR)	-	3	-	-	3
Brown, Cam (LB)	-	-	2	-	2
Smith, Brandon (LB)	-	-	2	-	2
Allen, Mark (RB)	-	1	-	-	1
Fries, Will (OL)	-	-	-	1	1
Scott, Nick (S)	-	1	-	-	1
Windsor, Robert (DT)	-	-	1	-	1



PARTICIPATION CHART

	GP/GS	AKRON	PITT	GSU	at Iowa	IND	at NW	MICH	at OSU	at MSU	RUT	NEB	at UMD
2 Allen, Marcus	3/3	ST	ST	ST									
8 Allen, Mark	1/-	--	--	P									
28 Apke, Troy	3/3	ST	ST	ST									
41 Arcangelo, Joe	1/-	--	--	P									
90 Barbir, Alex	2/-	P	--	P									
26 Barkley, Saquon	3/3	ST	ST	ST									
52 Bates, Ryan	3/3	ST	ST	ST									
13 Blacknall, Saeed	3/-	P	P	P									
43 Bowen, Manny	3/3	ST	ST	ST									
6 Brown, Cam	2/-	P	P	--									
19 Brown, Torrence	3/3	ST	ST	ST									
97 Buchholz, Ryan	3/-	P	P	P									
40 Cabinda, Jason	3/3	ST	ST	ST									
1 Campbell, Christian	3/3	ST	ST	ST									
46 Castagna, Colin	3/-	P	P	P									
5 Castro-Fields, Tariq	3/-	P	P	P									
11 Charles, Irvin	3/-	P	P	P									
56 Chavis, Tyrell	3/-	P	P	P									
33 Cooper, Jake	2/-	P	--	P									
52 Cothran, Curtis	3/3	ST	ST	ST									
41 Cothren, Parker	3/3	ST	ST	ST									
87 Darien, Dae'Lun	1/-	--	--	P									
12 Davis, Desi	1/-	--	--	P									
95 Davis, Tyler	3/-	P	P	P									
39 Di Leo, Frank	1/-	--	--	P									
40 Eury, Nick	1/-	--	--	P									
7 Farmer, Koa	3/3	ST	ST	ST									
16 Fessler, Billy	3/-	P	P	P									
71 Fries, Will	3/1	P	P	ST									
51 Gellerstedt, Alex	3/-	P	P	P									
88 Gesicki, Mike	3/3	ST	ST	ST									
93 Gillikin, Blake	3/-	P	P	P									
30 Givens, Kevin	3/-	P	P	P									
74 Gonzalez, Steven	3/3	ST	ST	ST									
99 Gross-Matos, Yetur	3/-	P	P	P									
15 Haley, Grant	3/3	ST	ST	ST									
5 Hamilton, DaeSean	3/3	ST	ST	ST									
86 Hodgens, Cody	1/-	--	--	P									
18 Holland, Jonathan	3/-	P	P	P									
96 Iyke, Immanuel	2/-	P	--	P									
76 Jenkins, Sterling	1/-	--	--	P									
36 Johnson, Jan	2/-	P	--	P									
84 Johnson, Juwan	3/3	ST	ST	ST									
42 Jordan, Ellison	2/-	P	--	P									
49 Joseph, Daniel	2/-	P	--	P									
85 Lutz, Isaac	1/-	--	--	P									
70 Mahon, Brendan	2/2	ST	ST	--									
66 McGovern, Conner	3/3	ST	ST	ST									
39 McPhearson, Josh	3/-	P	P	P									
14 McPhearson, Zech	2/-	P	--	P									
9 McSorley, Trace	3/3	ST	ST	ST									
62 Menet, Michael	2/-	P	--	P									
9 Miller, Jarvis	3/-	P	P	P									
48 Miller, Shareef	3/3	ST	ST	ST									
91 Monk, Ryan	2/-	P	--	P									
23 Monroe, Ayron	2/-	--	P	P									
59 Nelson, Andrew	2/-	--	P	P									
21 Oruwariye, Amani	2/-	P	P	--									
89 Pancoast, Tom	3/-	P	P	P									
92 Pasquariello, Daniel	1/-	--	--	P									
16 Petrishen, John	2/-	P	--	P									
10 Polk, Brandon	3/-	P	P	P									
6 Robinson, Andre	3/-	P	P	P									
24 Sanders, Miles	3/-	P	P	P									
4 Scott, Nick	3/-	P	P	P									
55 Shelton, Antonio	3/-	P	P	P									
82 Shoop, Tyler	1/-	--	--	P									
79 Shuman, Charlie	1/-	--	--	P									
15 Shuster, Michael	1/-	--	--	P									
34 Simmons, Shane	3/-	P	P	P									
64 Simpson, Zach	3/-	P	P	P									
47 Smith, Brandon	3/-	P	P	P									
25 Stevens, Tommy	3/-	P	P	P									
17 Taylor, Garrett	3/-	P	P	P									
20 Thomas, Johnathan	1/-	--	--	P									
3 Thompson, DeAndre	3/3	ST	ST	ST									
18 Toney, Shaka	3/-	P	P	P									
96 Vasey, Kyle	3/-	P	P	P									
51 Vranic, Jason	2/-	P	--	P									
38 Wade, Lamont	3/-	P	P	P									
54 Windsor, Robert	3/-	P	P	P									
77 Wright, Chasz	3/3	ST	ST	ST									

2017 RESULTS & STATISTICS

Date	PSU Rank	Opponent (Rank)	Score	Attendance	Big Ten	Overall
Sept. 2	6/6	AKRON	W, 52-0	101,684	--	1-0
Sept. 9	4/4	PITTSBURGH	W, 33-14	109,898	--	2-0
Sept. 16	5/5	GEORGIA STATE	W, 56-0	102,746	--	3-0
Sept. 23		at Iowa *				
Sept. 30		INDIANA *				
Oct. 7		at Northwestern *				
Oct. 21		MICHIGAN *				
Oct. 28		at Ohio State *				
Nov. 4		at Michigan State *				
Nov. 11		RUTGERS *				
Nov. 18		NEBRASKA *				
Nov. 25		at Maryland *				

(*) Big Ten Conference game; Rankings - AP/Coaches.

TEAM STATISTICS		Penn State	Opponent
SCORING		141	14
Points Per Game		47.0	4.7
Points Off Turnovers		49	--
FIRST DOWNS		57	57
Rushing		21	26
Passing		32	27
Penalty		4	4
RUSHING YARDAGE		561	378
Yards Gained Rushing		623	501
Yards Lost Rushing		62	123
Rushing Attempts		82	128
Average Per Rush		6.8	3.0
Average Per Game		187.0	126.0
TDs Rushing		8	1
PASSING YARDAGE		846	443
Comp-Att-Int		57-88-2	56-102-6
Average Per Pass		9.6	4.3
Average Per Catch		14.8	7.9
Average Per Game		282.0	147.7
TDs Passing		10	--
TOTAL OFFENSE		1407	821
Total Plays		170	230
Average Per Play		8.3	3.6
Average Per Game		469.0	273.7
KICK RETURNS: #-Yards		4-107	8-144
PUNT RETURNS: #-Yards		12-215	4-1
INT RETURNS: #-Yards		6-97	2-2
KICK RETURN AVERAGE		26.8	18.0
PUNT RETURN AVERAGE		17.9	0.2
INT RETURN AVERAGE		16.2	1.0
FUMBLES-LOST		3-0	5-3
PENALTIES-Yards		11-105	18-164
Average Per Game		35.0	54.7
PUNTS-Yards		12-540	23-915
Average Per Punt		45.0	39.8
Net Punt Average		43.2	30.4
KICKOFFS-Yards		24-1526	7-452
Average Per Kick		63.6	64.6
Net Kick Average		44.0	38.6
TIME OF POSSESSION/Game		24:08	35:52
3RD-DOWN Conversions		11/30 (37%)	20/55 (36%)
4TH-DOWN Conversions		1/2 (50%)	3/4 (75%)
SACKS BY-Yards		11-67	2-17
MISC YARDS		--	--
TOUCHDOWNS SCORED		19	1
FIELD GOALS-ATTEMPTS		2-4	2-3
ON-SIDE KICKS		--	--
RED-ZONE SCORES		(12-13) 92%	(3-5) 60%
RED-ZONE TOUCHDOWNS		(11-13) 85%	(1-5) 20%
PAT-ATTEMPTS		(19-19) 100%	--
ATTENDANCE		314328	--

SCORE BY QUARTERS	1	2	3	4	Total	Average
Penn State	42	42	31	26	141	47.0
Opponents	0	3	3	8	14	4.7

PASSING	G	Rating	C-A-I	Pct.	Yards	TD	LP	Avg./G
McSorley, Trace	3	184.15	51-76-2	67.1	753	9	85	251.0
Stevens, Tommy	3	154.40	5-10-0	50.0	85	1	35	28.3
Fessler, Billy	3	83.60	1-2-0	50.0	8	--	8	2.7
Total	3	178.48	57-88-2	64.8	846	10	85	282.0
Opponents	3	79.62	56-102-6	54.9	443	--	30	147.7

Statistician's Note

Passing rating formula: $[(8.4 \times \text{yards}) + (330 \times \text{touchdowns}) - (200 \times \text{interceptions}) + (100 \times \text{completions})] / \text{attempts}$.

RUSHING	G	Att.	Yards	Avg./Att.	TD	LG	Avg./G
Barkley, Saquon	3	38	307	8.1	3	80	102.3
McSorley, Trace	3	23	137	6.0	2	36	45.7
Sanders, Miles	3	5	57	11.4	1	29	19.0
Robinson, Andre	3	4	36	9.0	1	41	12.0
Stevens, Tommy	3	6	18	3.0	1	12	6.0
Allen, Mark	1	2	9	4.5	--	8	9.0
Eury, Nick	1	1	4	4.0	--	4	4.0
TEAM	3	3	(-7)	(-2.3)	--	--	(-2.3)
Total	3	82	561	6.8	8	80	187.0
Opponents	3	128	378	3.0	1	32	126.0

RECEIVING	G	No.	Yards	Avg./Rec.	TD	LG	Avg./G
Gesicki, Mike	3	12	123	10.2	4	35	41.0
Barkley, Saquon	3	11	241	21.9	2	85	80.3
Hamilton, DaeSean	3	9	163	18.1	1	29	54.3
Johnson, Juwan	3	7	105	15.0	--	33	35.0
Thompkins, DeAndre	3	6	66	11.0	--	15	22.0
Stevens, Tommy	3	4	27	6.8	1	10	9.0
Blacknall, Saeed	3	3	64	21.3	1	35	21.3
Polk, Brandon	3	3	37	12.3	1	18	12.3
Pancoast, Tom	3	1	12	12.0	--	12	4.0
Holland, Jonathan	3	1	8	8.0	--	8	2.7
Total	3	57	846	14.8	10	85	282.0
Opponents	3	56	443	7.9	--	30	147.7

TOTAL OFFENSE	G	Plays	Rushing	Passing	Total	Avg./G
McSorley, Trace	3	99	137	753	890	296.7
Barkley, Saquon	3	38	307	--	307	102.3
Stevens, Tommy	3	16	18	85	103	34.3
Sanders, Miles	3	5	57	--	57	19.0
Robinson, Andre	3	4	36	--	36	12.0
Allen, Mark	1	2	9	--	9	9.0
Fessler, Billy	3	2	--	8	8	2.7
Eury, Nick	1	1	4	--	4	4.0
TEAM	3	3	(-7)	--	(-7)	(-2.3)
Total	3	170	561	846	1407	469.0
Opponents	3	230	378	443	821	273.7

KICKOFF RETURNS	No.	Yards	Avg./Ret.	TD	LG
Barkley, Saquon	4	107	26.8	--	37
Total	4	107	26.8	--	37
Opponents	8	144	18.0	--	24

PUNT RETURNS	No.	Yards	Avg./Ret.	TD	LG
Thompkins, DeAndre	10	202	20.2	1	61
Apke, Troy	1	3	3.0	--	3
Allen, Mark	1	10	10.0	--	10
Total	12	215	17.9	1	61
Opponents	4	1	0.2	--	13



ALL-PURPOSE YARDAGE	G	Rushing	Receiving	Punt Returns	KO Returns	Int. Returns	Total	Avg./G
Barkley, Saquon	3	307	241	--	107	--	655	218.3
Thompkins, DeAndre	3	--	66	202	--	--	268	89.3
Hamilton, DaeSean	3	--	163	--	--	--	163	54.3
McSorley, Trace	3	137	--	--	--	--	137	45.7
Gesicki, Mike	3	--	123	--	--	--	123	41.0
Johnson, Juwan	3	--	105	--	--	--	105	35.0
Blacknall, Saeed	3	--	64	--	--	--	64	21.3
Sanders, Miles	3	57	--	--	--	--	57	19.0
Allen, Marcus	3	--	--	--	--	50	50	16.7
Haley, Grant	3	--	--	--	--	46	46	15.3
Stevens, Tommy	3	18	27	--	--	--	45	15.0
Polk, Brandon	3	--	37	--	--	--	37	12.3
Robinson, Andre	3	36	--	--	--	--	36	12.0
Allen, Mark	1	9	--	10	--	--	19	19.0
Pancoast, Tom	3	--	12	--	--	--	12	4.0
Holland, Jonathan	3	--	8	--	--	--	8	2.7
Eury, Nick	1	4	--	--	--	--	4	4.0
Apke, Troy	3	--	--	3	--	1	4	1.3
TEAM	3	(-7)	--	--	--	--	-7	-2.3
Total	3	561	846	215	107	97	1826	608.7
Opponents	3	378	443	1	144	2	968	322.7

..... Points After Touchdown									
SCORING	TD	FG	Kick	Rush	Rec.	Pass	DXP	Saf	Points
Barkley, Saquon	5	--	--	--	--	--	--	--	30
Davis, Tyler	--	2-4	19-19	--	--	--	--	--	25
Gesicki, Mike	4	--	--	--	--	--	--	--	24
Stevens, Tommy	2	--	--	--	--	--	--	--	12
McSorley, Trace	2	--	--	--	--	--	--	--	12
Sanders, Miles	1	--	--	--	--	--	--	--	6
Hamilton, DaeSean	1	--	--	--	--	--	--	--	6
Blacknall, Saeed	1	--	--	--	--	--	--	--	6
Polk, Brandon	1	--	--	--	--	--	--	--	6
Thompkins, DeAndre	1	--	--	--	--	--	--	--	6
Robinson, Andre	1	--	--	--	--	--	--	--	6
Allen, Marcus	--	--	--	--	--	--	--	1	2
Total	19	2-4	19-19	--	--	--	--	1	141
Opponents	1	2-3	--	--	1	1-1	--	--	14

PUNTING	No.	Yards	Average	LG	TB	FC	I-20	50+	Blk.
Gillikin, Blake	11	495	45.0	56	1	3	6	2	--
Pasquariello, Daniel	1	45	45.0	45	--	--	1	--	--
Total	12	540	45.0	56	1	3	7	2	--
Opponents	23	915	39.8	54	--	5	6	1	--

FIELD GOALS	FG	Pct.	1-19	20-29	30-39	40-49	50+	LG	Blk.
Davis, Tyler	2-4	50.0	--	1-1	0-2	1-1	--	47	--
Progression [Makes in (##)]: 39, (47) (24) 39									

KICKOFFS	No.	Yards	Average	TB	OB
Davis, Tyler	19	1222	64.3	13	1
Barbir, Alex	5	304	60.8	--	2
Total	24	1526	63.6	13	3
Opponents	7	452	64.6	3	--

INTERCEPTIONS	No.	Yards	Average	TD	LG
Haley, Grant	2	46	23.0	0	42
Allen, Marcus	1	50	50.0	0	50
Apke, Troy	1	1	1.0	0	1
Castro-Fields, Tariq	1	0	0.0	0	0
Oruwariye, Amani	1	0	0.0	0	0
Total	6	97	16.2	0	50
Opponents	2	2	1.0	0	2

FUMBLE RETURNS	No.	Yards	Average	TD	LG
None					

DEFENSE	G-GS	Solo	Assist	Total	TFL-Yards	Sacks-Yards	Int.-Yards	PBU	QBH	FR-Yards	FF
2 Allen, Marcus	3-3	11	7	18	1.5-5	--	1-50	2	--	--	--
40 Cabinda, Jason	3-3	7	8	15	--	--	--	--	--	--	--
43 Bowen, Manny	3-3	8	7	15	1.0-5	0.5-4	--	1	1	--	--
4 Scott, Nick	3-0	6	7	13	0.5-1	--	--	--	--	--	--
28 Apke, Troy	3-3	6	5	11	--	--	1-1	1	1	--	--
7 Farmer, Koa	3-3	5	6	11	2.0-5	1.0-4	--	--	--	--	--
47 Smith, Brandon	3-0	3	6	9	2.0-3	--	--	--	--	--	--
54 Windsor, Robert	3-0	4	4	8	1.5-10	1.0-9	--	--	--	1-0	1
19 Brown, Torrence	3-3	--	8	8	1.0-1	--	--	1	--	--	--
38 Wade, Lamont	3-0	6	2	8	--	--	--	--	--	--	--
1 Campbell, Christian	3-3	5	3	8	0.5-1	--	--	5	--	--	--
97 Buchholz, Ryan	3-0	5	3	8	1.5-9	1.0-8	--	--	1	--	1
15 Haley, Grant	3-3	5	2	7	1.0-9	1.0-9	2-46	1	--	--	--
9 Miller, Jarvis	3-0	5	2	7	1.0-1	1.0-1	--	--	--	--	--
48 Miller, Shareef	3-3	5	2	7	4.0-22	2.0-15	--	--	1	--	--
18 Toney, Shaka	3-0	3	4	7	3.5-13	1.0-5	--	--	--	--	1
6 Brown, Cam	2-0	3	3	6	1.0-4	--	--	--	1	--	--
56 Chavis, Tyrell	3-0	2	4	6	3.0-7	0.5-2	--	--	--	--	--
21 Oruwariye, Amani	2-0	4	2	6	--	--	1-0	2	--	--	--
41 Cothren, Parker	3-3	--	5	5	0.5-1	--	--	--	1	--	--
52 Cothran, Curtis	3-3	--	5	5	1.0-3	0.5-2	--	--	--	--	--
99 Gross-Matos, Yetur	3-0	2	2	4	0.5-1	--	--	--	1	1-0	--
42 Jordan, Ellison	2-0	1	3	4	--	--	--	1	--	--	--
49 Joseph, Daniel	2-0	2	1	3	2.0-7	1.0-6	--	--	--	--	1
14 McPhearson, Zech	2-0	3	--	3	--	--	--	--	--	--	--
17 Taylor, Garrett	3-0	2	1	3	--	--	--	1	--	--	--
30 Givens, Kevin	3-0	1	2	3	0.5-1	--	--	--	--	1-0	--
33 Cooper, Jake	2-0	2	1	3	--	--	--	--	--	--	--
36 Johnson, Jan	2-0	3	--	3	--	--	--	--	--	--	--
16 Petrishen, John	2-0	2	1	3	1.0-2	--	--	--	--	--	--
39 McPhearson, Josh	3-0	1	1	2	--	--	--	--	--	--	--
34 Simmons, Shane	3-0	1	1	2	0.5-1	--	--	--	--	--	--
23 Monroe, Ayron	2-0	1	1	2	1.0-3	--	--	1	--	--	--
96 lyke, Immanuel	2-0	1	1	2	1.0-7	--	--	--	--	--	--
55 Shelton, Antonio	3-0	--	2	2	1.0-3	0.5-2	--	--	--	--	--
91 Monk, Ryan	2-0	--	1	1	--	--	--	--	--	--	--
95 Davis, Tyler	3-0	1	--	1	--	--	--	--	--	--	--
88 Gesicki, Mike	3-3	1	--	1	--	--	--	--	--	--	--
5 Castro-Fields, Tariq	3-0	--	1	1	--	--	1-0	--	--	--	--
39 Di Leo, Frank	1-0	--	1	1	--	--	--	--	--	--	--
46 Castagna, Colin	3-0	--	1	1	--	--	--	--	--	--	--
51 Vranic, Jason	2-0	1	--	1	--	--	--	--	--	--	--
12 Davis, Desi	1-0	1	--	1	--	--	--	--	--	--	--
20 Thomas, Johnathan	1-0	--	1	1	--	--	--	--	--	--	--
13 Blacknall, Saeed	3-0	--	1	1	--	--	--	--	--	--	--
11 Charles, Irvin	3-0	1	--	1	--	--	--	--	--	--	--
Total	3-0	120	118	238	34-125	11-67	6-97	16	7	3-0	4
Opponents	3-0	108	30	138	16.0-69	2-17	2-2	5	5	--	2