


## Game 9 // Iowa vs. Northwestern // Saturday, Nov. 4, 2023

## KICKOFF



## NORTHWESTERN WILDCATS

Record	4-4, 2-3 Big Ten
Rankings	N/A
Interim Head Coach	David Braun
Record at NU (Yrs.)	4-4 (1st)
Conference Record	2-3 (.400)
vs. Iowa	0-0
Offensive Coordinator	Mike Bajakian
Defensive Coordinator	David Braun

## IOWA HAWKEYES

Record	6-2, 3-2 Big Ten
Rankings	N/A
Head Coach	Kirk Ferentz
Record at Iowa (Yrs.)	187-115 (25th)
Conference Record	118-85 (.581)
vs. Northwestern	10-12
Offensive Coordinator	Brian Ferentz
Defensive Coordinator	Phil Parker



Chicago, Ill.  
2:30 P.M. CT  
WRIGLEY FIELD  
PEACOCK  
AM 720 WGN  
NUSports.com

## QUICK HITTERS

- Northwestern football makes its return to Wrigley Field. It marks the Wildcats' first game at Wrigley Field since 2021, and for the third time since 2010.
- Northwestern has 10 wins over Iowa dating back to 2005, tied for the most of any program in the nation.
- Northwestern has won four home games thus far under Interim Head Coach David Braun, the most under a first-year coach in Northwestern history.

## ON THE AIR



## PEACOCK

PBP: PAUL BURMEISTER  
ANALYST: KYLE RUDOLPH  
SIDELINE: ZORA STEPHENSON  
WGN 720 AM  
PBP: DAVE EANET  
ANALYST: TED ALBRECHT  
SIDELINE: LAUREN WITHROW



## 2023 SCHEDULE

@ Rutgers	UTEP	@ #21 Duke	Minnesota	#6 Penn State	Howard	@ Nebraska	Maryland	Iowa	@ Wisconsin	Purdue	@ Illinois
Sept. 3	Sept. 9	Sept. 16	Sept. 23	Sept. 30	Oct. 7	Oct. 21	Oct. 28	Nov. 4	Nov. 11	Nov. 18	Nov. 25
L, 24-7	W, 38-7	L, 38-14	W, 37-34 (OT)	L, 41-13	W, 23-20	L, 17-9	W, 33-27	2:30 p.m. Peacock	2:30 p.m. FS1	TBD	TBD
CBS	BTN	ACCN	BTN	BTN	BTN	BTN	BTN				

## THE OPENING DRIVE

Northwestern returns to Wrigley Field for the 2023 season as the 'Cats host Iowa in the Wildcats Classic. The Wildcats are coming off a 33-27 win over Maryland which saw them move back to .500 on the season. This marks Northwestern's first game at Wrigley Field since November 20, 2021, when it hosted Purdue. That marked the first game played at the Friendly Confines since the Wildcats faced off against Illinois in 2010, the ballpark's first college football game since 1938. The Chicago Bears played 370 games at Wrigley Field from 1921 to 1971 before relocating to Soldier Field. Since 2016, Northwestern is 4-3 against Iowa, with five of those seven meetings in that span being decided by one score. The game will air on Peacock with Paul Burmeister (play-by-play), Kyle Rudolph (analyst), Zora Stephenson (sideline) on the call, and on AM 720 WGN with the Voice of the 'Cats, Dave Eanet (play-by-play), Ted Albrecht (analyst) and Lauren Withrow (sideline).

## LAST TIME OUT

- Northwestern's defensive unit racked up six sacks as Northwestern improved to 4-4 by defeating Maryland, 33-27, at Ryan Field. The six sacks marked a season high for the Wildcats, and their most in a single game since recording six against Minnesota on Nov. 18, 2017.
- QB Brendan Sullivan** connected on 16-of-23 passes for a career-high 265 yards and two touchdowns in his third-consecutive start under center. It marked the second-consecutive week he set a career-high in passing yards after logging 176 at Nebraska on Oct. 21.
- K Jack Olsen** connected on 4-of-4 field goal attempts, including a career-long 47-yard field goal in the third quarter. His four made field goals were the most by a Northwestern kicker since Nov. 15, 2014, when Jack Mitchell made four in Northwestern's 43-40 victory over Notre Dame.
- DL Aidan Hubbard** recorded a career-high three sacks, tied for the second-most in a game in program history. It is the most sacks by a Wildcat since Ifeadi Odenigbo broke the program record with 4.0 sacks against Iowa on Oct. 1, 2016 ... Hubbard was named the Big Ten Defensive Player of the Week on Monday, the first NU player to win the award since Cameron Mitchell after Week 0 of the 2022 season.
- RB Cam Porter** recorded a 1-yard touchdown run in the first quarter, followed by a 3-yard touchdown reception in the second quarter. It marked his second career multi-touchdown game (his first since 2020 against Illinois) and it marks the first time in his career he's scored on the ground and through the air in the same game.
- WR Bryce Kirtz** hauled in a 24-yard touchdown reception late in the first quarter, a team-high fourth touchdown of the season for Kirtz.
- DB Coco Azema** returned the opening kick of the second half for 61 yards, the longest kick return by a Wildcat since Solomon Vault's 95-yard return against Michigan State on Oct. 15, 2016 ... Later in the game, Azema intercepted Taulia Tagovailoa's final pass to seal the win for Northwestern. It marked his second career interception and first on the year.
- Northwestern logged a 10-play, 97-yard touchdown drive to start the second quarter. It was the longest drive of the year for the Wildcats (previous long was a 90-yard touchdown drive in the fourth quarter against UTEP).
- Northwestern scored three touchdowns in the first half, its most in a first half since scoring three times against Maryland in the 2020 season-opener.
- The Wildcats are now 4-1 at Ryan Field this season. David Braun's four home wins are the most by a Northwestern head coach in his first season in program history.

## INSIDE THE NUMBERS

1

Northwestern has only lost one fumble this season, which leads the Big Ten and ranks tied for second nationally.

55

LB Xander Mueller has recorded 55 tackles and 3.5 sacks this season. He is the only defender in the Big Ten to post at least 50+ tackles and 4.5 sacks this season.

35

RB Cam Porter is 35 rushing yards away from 1,000 in his career. Porter has recorded 346 rushing yards this year after posting 286 in 12 games last year.

6.0

The Northwestern defense recorded 6.0 sacks against Maryland, its most in a game since recording 6.0 against Minnesota on Nov. 18, 2017.

5

Since the 20th century, only one Northwestern head coach has won 5 games in his first season as head coach (Walter McCornack, 1903)

## VIRTUAL PRESS BOX

Northwestern will continue to utilize the [Wildcats Virtual Press Box](#) to host media resources in one central location. The Virtual Press Box includes: press conferences, practice and game photos, video b-roll for broadcast use, game notes and postgame notes.



## GAME NOTES

## INTERIM HEAD COACH DAVID BRAUN

- With a win this week, David Braun would become the first Northwestern head coach with five or more wins in his first season since Walter McCormack led his Wildcats to a 10-1 record and a Co-Big Ten Championship in 1903.
- David Braun was named Northwestern football's Interim Head Coach on July 14, and is the first interim head coach in the history of the program.
- Braun came to Evanston in January 2023 as the team's defensive coordinator after working in the same role at Division I FCS power North Dakota State for four seasons, leading the Bison to two FCS National Championships (2019, 2021) and garnering Football Scoop FCS Coordinator of the Year honors in 2021. Braun will maintain defensive coordinator duties in 2023.
- After defeating UTEP on Sept. 9, Braun became the first Northwestern head coach to win their home debut since 1973 (14-10 vs. Michigan State).
- Braun is the first NU head coach to win four of his first eight games since Pappy Waldorf did so in 1935.
- Braun is also the first NU coach to win four of his first five home games since Glenn Thistlethwaite in 1922-23.
- Braun is the 10th-youngest head coach in FBS and the second youngest in the Big Ten (Table Below).

Rank	Coach	School	Conference	DOB
1.	Kenny Dillingham	Arizona State	Pac-12	4/28/1990
2.	G.J. Kinney	Texas State	Sun Belt	12/1/1988
3.	Kane Wommack	South Alabama	Sun Belt	4/19/1987
4.	Zach Arnett	Mississippi State	Southeastern	10/10/1986
5.	Dan Lanning	Oregon	Pac-12	4/10/1986
6.	Ryan Walters	Purdue	Big Ten	1/21/1986
7.	Marcus Freeman	Notre Dame	Independent	1/10/1986
8.	Eric Morris	North Texas	American	10/26/1985
9.	Michael Desormeaux	Louisiana	Sun Belt	9/29/1985
10.	David Braun	Northwestern	Big Ten	4/2/1985

## YEAR-TO-YEAR IMPROVEMENTS

- Under the direction of first year interim head coach and defensive coordinator David Braun, Northwestern is allowing an average of 351.4 yards per game this season, an improvement 55.7 yards per game over the first eight games of 2022 (407.1).
- The Wildcats are allowing an average of 187.1 passing yards per game, the fewest over their first eight games of a season since 2020 (185.6).
- Northwestern is converting 40.0% of its third downs on offense, which ranks sixth in the Big Ten Conference.
- Inside the red area, Northwestern is converting 92.3% of its trips for points (24-of-26). Against Maryland the Wildcats were 6-of-6.
- NU has lost just one fumble this year, tied for second nationally and tied for the lead in the Big Ten Conference. Last year through eight games, the Wildcats lost 10 fumbles.

## SERIES HISTORY

- Iowa leads the all-time series vs. Northwestern, 53-28, however Northwestern has won four of the last seven matchups vs. the Hawkeyes.
- The Hawkeyes have won the last two meetings against the Wildcats. The last time a team won three-straight matchups was Northwestern from 2016-18.
- Five of the last meetings between Northwestern and Iowa have been decided by one score.

## Last 10 Games

Date	Location	Northwestern Result
10/29/2022	Iowa City, IA	L, 33-13
11/6/2021	Evanston, IL	L, 17-12
10/31/2020	Iowa City, IA	W, 21-20
10/26/2019	Evanston, IL	L, 20-0
11/10/2018	Iowa City, IA	W, 14-10
10/21/2017	Evanston, IL	W, 17-10
10/1/2016	Iowa City, IA	W, 38-31
10/17/2015	Evanston, IL	L, 40-10
11/1/2014	Iowa City, IA	L, 48-7
10/26/2013	Iowa City, IA	L, 17-10
10/27/2012	Evanston, IL	W, 28-17

## TACKLING MACHINE

**LB Bryce Gallagher** has been a tackling machine in 2023, recording 70 total tackles in eight games. He ranks fourth in the Big Ten and 32nd nationally averaging 8.8 tackles per game. He has also contributed 3.5 tackles for loss, one interception, a forced fumble and two fumble recoveries.

- The senior captain is one of two players in the Big Ten Conference this season with 70 or more tackles with at least 3.0 tackles for loss (Hunter Wohler - Wisconsin).
- Gallagher has tallied 70 or more tackles in the season's first eight games for the second consecutive season. A Northwestern defender has tallied 70+

tackles in the season's first eight games just 12 times since 2000. Gallagher's brother Blake, accomplished the feat two times.

Player	Year	Solo Tackles	Total Tackles
Bryce Gallagher	2023	25	70
Bryce Gallagher	2022	44	79
Chris Bergin	2021	60	94
Paddy Fisher	2020	41	74
Blake Gallagher	2020	38	74
Blake Gallagher	2018	42	78
Paddy Fisher	2017	44	73
Chi Chi Ariguzo	2014	43	72
Chi Chi Ariguzo	2013	44	72
Damien Proby	2012	54	74
Adam Kadela	2007	34	82
Tim McGarigle	2005	57	109

- He logged a career-best 19 tackles in Week 1 at Rutgers, coming up one stop short of recording Northwestern's first 20-tackle performance since 2005.
- Against UTEP, he posted five stops and an interception, the second of his career.
- He added another 10+ tackle performance with 13 stops at Duke and added 1.5 tackles for loss.
- Gallagher became the first Northwestern player to log 37 or more tackles in the first three games of a season since **LB Kevin Bentley** (4th round NFL Draft Pick by Cleveland in 2002) posted 38 tackles in 1999 (14 vs. Miami (OH), 14 vs. TCU, 10 vs. Duke).
- He led the team in tackles last season making 100 stops in 11 games and added 5.0 tackles for loss, 1.5 sacks, an interception and a forced fumble. Gallagher ranked fifth in the Big Ten in total tackles and fourth in tackles per game (9.1).
- He became the first Wildcat to record 100 or more tackles with 5.0 or more tackles for loss in a single-season since his brother Blake in 2018 (127 tackles, 7.5 tackles for loss).
- Gallagher tallied 90 tackles in 2021 and 100 in 2022, joining Michigan State's Cal Halladay (96 in 2021, 120 in 2022) as the only returning Big Ten players to record back-to-back seasons of 90+ tackles.
- Since 2021, both Gallagher and Halladay lead Big Ten active players recording 12 games of 10 or more tackles in that span.

Since 2007, a Northwestern defender has recorded 100 or more tackles in a season 17 times:

Player	Position	Year	Tackles
Chris Bergin	LB	2021	*141
Blake Gallagher	LB	2018	127
Paddy Fisher	LB	2018	117
Paddy Fisher	LB	2017	113
Damien Proby	LB	2012	112
Damien Proby	LB	2013	112
Brad Phillips	DB	2008	109
Adam Kadela	LB	2007	108
Godwin Igwebuike	DB	2016	108
Brian Peters	LB	2010	107
Prince Kwateng	LB	2008	106
Chi Chi Ariguzo	LB	2013	106
Anthony Walker Jr.	LB	2016	105
Chi Chi Ariguzo	LB	2014	104
Anthony Walker Jr.	LB	2015	103
<b>Bryce Gallagher</b>	<b>LB</b>	<b>2022</b>	<b>100</b>
Ibraheim Campbell	DB	2011	100

\*Led the nation in tackles per game

## MUELLER MAKING PLAYS

Senior linebacker Xander Mueller ranks second on the team in tackles (55) and leads the team with 8.0 tackles for loss and 4.5 sacks. **Mueller is the only defender in the Big Ten, and one of just five nationally, to record 50 or more tackles with 4.5 or more sacks this season.**

- The linebacker is the only Big Ten player, and one of just six nationally, to post at least 18 tackles for loss (18.5) and three interceptions combined over the last two seasons.
- Against Howard (Oct. 7) he posted career-bests of 3.0 tackles for loss and 2.0 sacks.
- He tied for the team-lead with seven tackles and also recorded 1.5 tackles for loss, 1.0 sack and an interception he returned 28 yards against UTEP.
- Last season Mueller lead the team with 10.5 tackles for loss and two interceptions and ranked second making 87 tackles and 2.5 sacks.
- Mueller ranked fifth in the Big Ten in solo tackles (52) and 11th in total tackles.
- He became the first Wildcat to record 85+ tackles with 10.0 or more tackles for loss in a season since Anthony Walker in 2016.
- Last season, Mueller was one of only two Big Ten defenders to record 85+ tackles, 10+ tackles for loss and 2.0+ sacks, joining Ohio State's Tommy Eichenberg (120 tackles, 12.0 tackles for loss, 2.5 sacks).



## NOTES

## WHAT A KICKER

- **K Jack Olsen** has connected on 11-of-12 field goal attempts this season, including 11-of-11 from inside 50 yards on the season.
- Olsen's 91.7 field goal percentage leads all Big Ten kickers this season and ranks 10th in the nation.
- Olsen is averaging 1.38 field goals per game, the fourth most among all Big Ten kickers and 29th in the nation.
- The last Northwestern kicker to make 11 or more field goals through the Wildcats' first eight games of a season was Jack Mitchell in 2015 (14).
- Olsen is also a perfect 19-for-19 on extra points this season.

## OT SUCCESS

- With a 37-34 win over Minnesota on Sept. 23, Northwestern won its sixth-straight overtime game, tied for the second-longest active streak in the nation and tied for the longest in the Big Ten (Texas A&M - 7, Northwestern - 6, Ohio State - 6, Indiana - 5).
- Northwestern is 14-6 all-time in overtime games.

## MEET THE QB'S

As a team, Northwestern has posted over 1,600 (1,661) passing yards with 12 or more touchdown passes through the season's first eight games for the first time since 2017 (2,166, 12 touchdowns).

**QB Brendan Sullivan** has started the last three games (Howard, at Nebraska, Maryland) filling in for an injured Ben Bryant, and has played in seven games this season, coming on in backup appearances against Rutgers, Duke, UTEP and Penn State. Sullivan has completed 51-of-80 passes (63.8%) for 633 yards, five touchdowns and two interceptions. On the ground, Sullivan is tied for the team lead with two rushing touchdowns and is third on the team posting 136 rushing yards.

- Brendan Sullivan posted an 81.5 PFF grade against Maryland, the highest rated game of his career.
- Sullivan completed 16-of-23 passes for a career-high 265 yards and two touchdowns vs. Nebraska. Sullivan is the first Wildcat QB to throw for 250+ yards while completing over 70% of his passes since Ryan Hilinski in the 2022 season opener win vs. Nebraska in Dublin on Aug. 27, 2022.
- Starting on the road at Nebraska, he completed 12-of-23 passes for 176 yards and one interception that came on a hail mary at the end of the first half.
- In his first start of the season against Howard, Sullivan went 13-for-18 passing for 131 yards with two touchdowns and also rushed for 38 yards and a score. Sullivan became the only Wildcat in the last 20 seasons with a touchdown pass and touchdown rush of at least 35 yards in the same game.
- Last year, he played in five games and made four starts for Northwestern, and threw for a touchdown in each of his first three appearances, becoming the first Wildcat QB to do so since Trevor Siemian in 2011.
- He made his first-career start at Maryland, going 18-of-24 for 146 yards (two interceptions) and a touchdown while adding 53 rushing yards and a touchdown on the ground.
- A class of 2021 commit, Sullivan was ranked by ESPN as the 28th Pro-Style quarterback overall and 10th best player in the state of Michigan. He led Davison High School to a 2019 D1 State Championship during his junior season, passing for 3,044 yards and 33 touchdowns while rushing for 407 yards and another 11 TDs en route to a 12-2 record. As a senior in a COVID-shortened 2020 season, he passed for 1,012 yards and 10 touchdowns while rushing for 282 yards and 7 touchdowns in nine games before opting to enroll early at Northwestern following cancellations of his high school season.

**QB Ben Bryant** transferred to Northwestern in the off-season after spending the last two seasons as the starting signal caller at Cincinnati (2022) and Eastern Michigan (2021). He holds a 17-10 career (2-3 at Northwestern, 6-5 at Eastern Michigan, 9-2 at Cincinnati) record as a starter. In 2023 he has completed 95-of-161 passes for 926 yards, six touchdowns (4th in the Big Ten) and three interceptions. His 42 points responsible for this season rank seventh in the B1G, and he has rushed for two scores. Bryant missed his first start of the year against Howard (Oct. 7) due to injury.

- The sixth-year posted ultra-impressive numbers in the home win against Minnesota, completing 33-of-49 passes for a career-high 396 yards and tying his career-high with four touchdown passes. He was named the Manning Award Quarterback of the week.
- Bryant won his home debut at Northwestern against UTEP by completing 11-of-17 passes for 116 yards and a touchdown, while also rushing for a score.
- Bryant is one of only eight FBS quarterbacks to post an 80+ PFF offensive grade in both the 2021 and 2022 seasons (min. 320 drop backs), joining Bryce Young (Alabama), CJ Stroud (Ohio State), Hendon Hooker (Tennessee), Clayton Tune (Houston), Sam Hartman (Wake Forest/Notre Dame), Jayden Daniels (Arizona State/LSU) and Frank Harris (UTSA). Only Bryant, Hartman, Daniels and Harris are returning to college this season; Young, Stroud, Hooker and Tune were all selected in the 2023 NFL Draft.
- A native of La Grange, Ill. (30 miles from Ryan Field), Bryant spent 2018-20 at Cincinnati backing up QB Desmond Ridder as the Bearcats captured an American Athletic Conference Championship, American Athletic Conference

East Division title and Peach Bowl berth.

- He transferred to Eastern Michigan for 2021 and earned the starting job in Week 3, piloting the Eagles to a LendingTree Bowl appearance and a 4-4 record in the Mid-American Conference. He completed 279-of-408 (68.4%) passes for 3,121 yards and 14 touchdowns with seven interceptions, while leading the MAC and placing 11th nationally in completion percentage. He earned MAC West Co-Offensive Player of the Week honors throwing for 228 yards and three touchdowns, while also rushing for 52 yards and a score against Texas State.
- In 2022, he transferred back to Cincinnati and started the first 11 games before suffering a season-ending injury and racked up 2,732 passing yards on 213-of-348 (61.2%) passing with 21 touchdowns to just seven interceptions. His 61.2 completion percentage ranked 10th in a single-season in program history, and he finished sixth in the AAC averaging 248.4 passing yards per game.
- In 2021 and 2022, he completed 492-of-756 passes (65.1%) for 5,852 yards with 35 touchdown passes and 14 interceptions.
- For his career, Bryant has played in 45 games, completing 633-of-990 (63.9%) pass attempts for 7,331 yards with 43 touchdowns and 20 interceptions.
- Bryant ranked 10th in FBS in completion percentage (min. 750 pass attempts) in 2021 and 2022 combined:

Rank	Player	School	COMP-ATT-YDS	COMP%
1.	Will Rogers	Mississippi State	920-1293-8713	71.2
2.	C.J. Stroud	Ohio State	575-830-8123	69.3
3.	Jake Haener	Fresno State	581-840-6992	69.2
4.	Taulia Tagovailoa	Maryland	590-865-6868	68.2
5.	Frank Harris	UTSA	591-869-7240	68.0
6.	Clayton Tune	Houston	621-916-7618	67.8
7.	Aidan O'Connell	Purdue	635-939-7202	67.6
8.	Tanner Mordecai	Wisconsin/SMU	596-897-7152	66.4
9.	Bryce Young	Alabama	611-927-8200	65.9
10.	<b>Ben Bryant</b>	<b>Northwestern</b>	<b>492-756-5852</b>	<b>65.1</b>

Currently in the NFL

**QB Jack Lausch** is in his second season at Northwestern. He originally committed to Notre Dame as a preferred walk-on before being offered a scholarship by Northwestern. An all-around athlete, Lausch has appeared in five games this season and recorded snaps lined up at wide receiver.

- Lausch made his presence felt on the ground against UTEP, rushing for a career-high 56 yards and scoring his first career touchdown on Sept. 9. He broke off a 46-yard run in the fourth quarter, the longest run by a Wildcat since 2021.
- Named 2021 Chicago Sun-Times Player of the Year in which he threw for 2,447 yards with 20 touchdowns on 164-for-269 passing in 2021 and also rushed for 1,084 yards and 21 touchdowns on 142 carries.
- Named Chicago Catholic League (CCL) Player of the Year in both Football and Baseball during his senior season ... Ranked by Perfect Game Baseball as the No. 4 overall baseball prospect in the state of Illinois in the Class of 2022.
- As a senior on the baseball team, Lausch hit .386 with a .521 on-base percentage with 5 home runs, 43 RBI, 51 runs and 33 stolen bases, and he was named to the Class 4A All-State team.

**QB Ryan Hilinski** led the team last season throwing six touchdown passes and totaling 1,644 passing yards in six starts. He threw for 300+ yards in each of the first two games of the season and was named co-Big Ten Player of the Week after throwing for 314 yards and two touchdowns in the season-opening win against Nebraska. He threw for a career-high 435 yards against Duke.

- Against UTEP, he went 1-for-1 completing a screen pass to **RB Joseph Himon II** for an 85-yard touchdown, the third-longest passing play in school history. It is the longest passing play since an 81-yard completion in 1998 against Penn State from Gavin Hoffman and D'Wayne Bates.

Northwestern is one of three teams in FBS with two pass plays this season of 80 or more yards (USF and Texas State). The Wildcats last completed two passes of 80 or more yards in the same season in 2011.

## KIRTZ CATCHES

Senior **WR Bryce Kirtz** has made a huge impact this season, and despite missing the season-opener, leads the team and ranks sixth in the Big Ten with 474 receiving yards and his four touchdowns lead the team. Totalling 30 receptions, which rank second on the team, Kirtz is also fourth in the Big Ten averaging 67.7 receiving yards per game. He turned in a performance for the record books against Minnesota, tallying 10 catches for 215 yards and two touchdowns, the first two scores of his career.

- His 215 receiving yards vs. Minnesota are the fourth-most in a game in school history. He was named **Big Ten Offensive Player of the Week**, becoming the first Wildcat wide receiver to earn the award since **Flynn Nagel** in 2018.
- He totaled three catches for 96 yards, his second career game of 90+ receiving yards, with a long reception of 66 yards against Nebraska.
- His 474 receiving yards this season are already a single-season career-high, and almost equals his total over the three previous seasons in his career (482).
- For his career, Kirtz has posted 74 receptions for 956 yards (12.9 ypc) and four touchdowns.

## GAME NOTES

## FEATURE BACK

**RB Cam Porter** is the Wildcats' leading rusher this season with 346 yards (3.7 ypc). The senior from Cincinnati, Ohio backed up RB Evan Hull (5th round NFL Draft pick by Indianapolis) last season.

- In the 2023 home opener against UTEP, Porter ran for 90 yards on 17 carries, his most in a game since rushing for 94 yards in the 2022 season-opener against Nebraska in Dublin.
- Against Minnesota, Porter rushed 16 times for 56 yards and scored his first touchdown of the year on a 1-yard rush.
- Porter ran for a team-high 78 yards against Howard and crossed the 800 career-yard mark.
- RB Cam Porter** recorded a 1-yard touchdown run followed by a 3-yard touchdown reception in the first half vs. Maryland. It marked his second career multi-touchdown game (first since 2020 vs. Illinois) and it marks the first time in his career he's scored on the ground and through the air in the same game.
- Porter played in all 12 games last season and totaled 286 rushing yards (3.3 ypc) and two touchdowns, while also adding seven receptions for 50 yards.
- A Doak Walker Award Watch List member in 2021, Porter missed the entire season due to an ACL and meniscus tear.
- As a first-year in 2020, Porter burst onto the scene the last three games of the season, rushing for a combined 301 yards and four touchdowns against Illinois, Ohio State (Big Ten Championship Game) and Auburn (Citrus Bowl).
- He ran for a career-high 142 yards against Illinois, 61 yards against the Buckeyes and 98 against Auburn.

## NEW VETS IN THE ROOM

Northwestern added a pair of veteran wide receivers to its roster via the transfer portal in **WR Cam Johnson** and **WR A.J. Henning**.

- Johnson leads the team in receptions (31) and ranks second in receiving yards (385). He caught six passes for a team-high 81 receiving yards against Penn State, his most in a Northwestern uniform. He has been a consistent threat for the Wildcats, recording 45 or more receiving yards in six games this year.
- Johnson is in his sixth season of college football after spending four seasons at Vanderbilt and one at Arizona State.

- The Brentwood, Tenn. native and former four-star prospect has totaled 163 receptions for 1,656 yards (10.2 ypc) in his career with 11 touchdowns. As a junior at Vanderbilt in 2020, he led the team with 56 catches for 545 yards (9.7 ypc), while also ranking ninth in the SEC recording 46 punt return yards.
- Johnson tallied 51 receiving yards on three catches in his Ryan Field debut against UTEP, hauling in a season-long 43-yard catch.
- Henning is a dynamic weapon for the Wildcats, both receiving and rushing. He is third on the team in receptions (25) and second on the team lead with two receiving scores. He also has 84 rushing yards on 18 attempts with a rushing score.
- Henning became the first Wildcat with three scrimmage touchdowns in his first four games since Arby Fields in 2009.
- A former four-star recruit and the No. 2 ranked player in Illinois according to 247Sports, Henning spent the previous three seasons at Michigan where he was dynamic as a receiver and return specialist, earning an All-Big Ten Second Team selection (return specialist) last year from the coaches and media.
- Henning scored the first touchdown of his Northwestern career against UTEP in Week 2 on a 4-yard rush in the fourth quarter. He totaled 51 yards on the day (also his 22nd birthday) on four carries and two receptions.
- He returned 28 punts for 201 yards (7.2) with one touchdown and 11 kickoffs for 241 yards (21.9) and added nine receptions for 60 (6.7 ypc) last year.

## SAKA SACKS

Northwestern sophomore DL Anto Saka has made a big impact this season getting in the backfield.

- Saka has recorded nine total tackles, with 3.0 being sacks.
- He recorded 3.0 sacks in his first five career games, and is the first Wildcat to do so since **DL Vince Brown**.

## PATE NAMED TO GOOD WORKS TEAM

Northwestern graduate DL Jaylen Pate has been named to the Allstate/AFCA Good Works team, which recognizes outstanding community service. Pate is one of 11 FBS student-athletes recognized on the team, and the second NU player to be recognized in as many years (Ryan Hilinski in 2022).

## LAST GAME STARTERS - MARYLAND (OCT. 28)

OFFENSIVE STARTERS			
POS	No.	Name	Career Start
QB	6	Brendan Sullivan	7
RB	4	Cam Porter	10
WR	14	Cam Johnson	33
WR	8	A.J. Henning	8
TE	98	Duke Olges	6
TE	89	Charlie Mangieri	32
OL	72	Caleb Tiernan	13
OL	68	Josh Priebe	25
OL	71	Ben Wrather	9
OL	63	Dom D'Antonio	10
OL	56	Josh Thompson	6

DEFENSIVE STARTERS			
POS	No.	Name	Career Start
DL	41	Jaylen Pate	16
DL	90	Carmine Bastone	4
DL	97	Sean McLaughlin	20
DL	95	Najee Story	11
LB	32	Bryce Gallagher	29
LB	34	Xander Mueller	20
LB	35	Kenny Soares Jr.	3
DB	2	Garnett Hollis Jr.	12
DB	24	Rod Heard II	26
DB	9	Devin Turner	11
DB	10	Theran Johnson	9

## GAME NOTES

## UTEP NOTES

Northwestern won its home opener over UTEP 38-7 on Saturday, Sept. 9. After UTEP's opening drive touchdown, Northwestern scored 38 unanswered points. It is NU's most unanswered points since scoring 43-straight in the 2020 season opener against Maryland (10/24/20).

- Northwestern posted 21 points in the third quarter, its most points in a single quarter since scoring 21 in the second quarter against UMass on Nov. 16, 2019.
- The 'Cats offense totaled 391 yards, their most since Sept. 10, 2022 against Duke.
- Northwestern scored a touchdown on all four of its trips to the red zone.
- It is Northwestern's first five-touchdown game since its Citrus Bowl victory over Auburn on Jan. 1, 2021.

## MINNESOTA NOTES

- The Wildcats won a thriller on Saturday Sept. 23, erasing a 21-point fourth quarter deficit to defeat Minnesota at Ryan Field, 37-34 in overtime. It was Northwestern's largest comeback win since a 25-point comeback against Indiana in 2009, and the first walk-off win since Oct. 13, 2018.
- Starting **QB Ben Bryant** completed 33-of-49 passes for a career-high 396 yards, and tied his career-high with four touchdown tosses. His four touchdown passes are tied for second in school history, marking the first time a Northwestern quarterback accomplished the feat since **Trevor Siemian** in a 37-34 win against Illinois on Nov. 30, 2013. Bryant threw an 80-yard strike to WR Bryce Kirtz in the second quarter, the longest completion of his career, and tied for the sixth-longest completion in school history.
- **WR Bryce Kirtz** turned in a performance for the record books, tallying 10 catches for 215 yards and two touchdowns, the first two scores of his career. His 215 receiving yards are the fourth-most in a game in school history. He was named **Big Ten Offensive Player of the Week**, becoming the first Wildcat wide receiver to earn the award since **Flynn Nagel** in 2018. He recorded a catch on all three plays of a drive covering 69 yards in the fourth quarter, culminating with a 17-yard touchdown reception.
- **TE Charlie Mangieri** hauled in the game-winning 25-yard touchdown reception in overtime. The graduate student and team captain recorded his first touchdown since Nov. 28, 2020, against Illinois.
- Northwestern outscored Minnesota 21-0 in the fourth quarter and held a 169-50 yard advantage. Bryant threw for 144 yards and two touchdowns on 12-of-18 yards in the period. The 'Cats defense held the Golden Gophers 0-for-3 on third down and forced three punts.
- The 'Cats outgained Minnesota 315-188 in the second half and overtime, including a 269-94 edge through the air.

## TEAM CAPTAINS

Northwestern Interim Head Coach David Braun announced on Aug. 30 that seniors Bryce Gallagher, Coco Azema, Cam Porter and Josh Priebe, along with graduate student Charlie Mangieri are team captains for the 2023 season.

- Bryce Gallagher is the 15th two-time captain in program history.

## NFL DRAFT

Northwestern saw four players selected in the 2023 NFL Draft, tied for the most in a single-season in program history with 1967 and 1985.

- Peter Skoronski (1st, 11th, Tennessee) - School's highest selection since 1983, fifth Wildcat tackle selected in the top-15 and the second in the last three years (Rashawn Slater went 13th in 2021).
- Adetomiwa Adebawore (4th, 110th, Indianapolis) - Finished Wildcat career with 12.5 sacks and 24.5 tackles for loss.
- Cam Mitchell (5th, 142nd, Cleveland) - Second Northwestern DB selected in the last three years along with Browns teammate Greg Newsome.
- Evan Hull (5th, 176th, Indianapolis) - First Wildcat running back to be selected since Justin Jackson in 2017.

## FOUR 'CATS NAMED TO SENIOR BOWL WATCH LIST

A quartet of Northwestern football student-athletes have been named to the 2024 Reese's Senior Bowl Watchlist: **QB Ben Bryant**, **WR A.J. Henning**, **DB Garnett Hollis, Jr.** and **LB Xander Mueller**. The Reese's Senior Bowl, held annually in Mobile, Alabama, is the preeminent college football all-star game and the first stage in the NFL draft process. The event is entering its 75th iteration and has produced 100 total draft picks for three straight years, including 40 players selected on the first two days this past April.

## KEEPING THE PENALTIES TO A MINIMUM

Over the years, Northwestern teams have been among the most disciplined in the country when it comes to not committing penalties. Since 2013, the Wildcats have finished in the Top-40 in the nation in both the fewest penalties committed per game, as well as the fewest penalty yards per game. In 2018, during the Wildcats' run to the Big Ten Championship, NU lead the nation in both fewest penalties per game and fewest penalty yards per game. In the 2023 opener against Rutgers, Northwestern was penalized three times for 30 yards.

	Pen/Gm	B1G	FBS	Pen YPG	B1G Rank	FBS
2013	4.08	2nd	12th	34.75	4th	14th
2014	5.08	6th	33rd	43.50	6th	36th
2015	4.46	1st	10th	39.69	1st	14th
2016	3.62	2nd	4th	29.92	1st	3rd
2017	4.92	3rd	28th	49.00	4th	49th
2018	2.86	1st	1st	25.93	1st	1st
2019	5.42	7th	36th	48.50	7th	39th
2020	5.00	6th	25th	40.44	3rd	17th
2021	4.75	5th	14th	42.33	5th	19th
2022	4.58	4th	15th	40.83	4th	18th

## MR. CAT ON THE AIR

Northwestern football games will once again air on AM 720 WGN with the "Voice of the 'Cats" Dave Eanet (play-by-play) on the call for his 34th season behind the mic. Former Chicago Bears offensive lineman Ted Albrecht (analyst) joins Eanet in the booth for his 30th season. Lauren Withrow is the sideline reporter in her second season.

## NORTHWESTERN FOOTBALL

## QUICK FACTS

Location .....	Evanston, Ill.
Enrollment .....	8,367
Founded .....	1851
Conference .....	Big Ten (West)
Color .....	Purple
Nickname .....	Wildcats
President .....	Michael Schill
Athletic Director .....	Dr. Derrick Gragg

## FOOTBALL HISTORY

First Season .....	1882
All-Time Record .....	563-701-44 (135 seasons)
Big Ten Championships .....	8
Big Ten West Division Titles .....	2
First Team All-Americans .....	15
First Team All-Conference .....	142
Bowl Appearances .....	16
Bowl Victories .....	6

## COACHING STAFF

Interim Head Coach .....	David Braun
Alma Mater .....	Winona State (Minn.), 2008
Collegiate Career Record (Years) .....	4-4 (1st)
Northwestern Record (Years) .....	Same
Offensive Coordinator .....	Mike Bajakian
Alma Mater .....	Williams College (Mass.)
Defensive Coordinator .....	David Braun
Alma Mater .....	Winona State (Minn.)
Special Teams Coordinator/Tight Ends .....	Jeff Genyk
Alma Mater .....	Bowling Green, 1982
Offensive Line .....	Kurt Anderson
Alma Mater .....	Michigan, 2001
Wide Receivers .....	Armon Binns
Alma Mater .....	Cincinnati, 2012
Running Backs .....	Chris Foster
Alma Mater .....	Gardner-Webb, 2003
Cornerbacks .....	LaMarcus Hicks
Alma Mater .....	Iowa State, 2006
Defensive Backs .....	Matt MacPherson
Alma Mater .....	DePauw, 1999
Linebackers .....	Tim McGarigle
Alma Mater .....	Northwestern, 2006
Defensive Line .....	Christian Smith
Alma Mater .....	Toledo, 2013
Defensive Assistant .....	D.J. Vokolek
Alma Mater .....	Nebraska-Kearney, 1992

## TEAM INFORMATION

2022 Overall Record .....	1-11
2021 Conference Record/Finish .....	1-9/t-13th
Last Bowl Game .....	Citrus Bowl, 2021

## ATHLETIC COMMUNICATIONS

Director .....	Zach Wingrove
Email .....	zachary.wingrove@northwestern.edu
Phone .....	616-822-9775
Associate Director .....	Jacob Pavilack
Email .....	jacob.pavilack@northwestern.edu
Phone .....	304-559-7959
Virtual Press box .....	bit.ly/3Rg2onN

## FYI

- Northwestern uses the term "first year" to refer to its new student-athletes, abbreviated by "Fy."
- The correct abbreviation for Northwestern is "NU," not "NW" or "NWU" or the like.
- The correct logo for Northwestern is the "Block N." Please contact Zach Wingrove at zachary.wingrove@northwestern.edu if you are in need.







# ABOUT THE THREADS



## STRIPES ON THE SLEEVES

The signature piece of Northwestern's uniform look is the stripes on the sleeves. In 1928, the Wildcats first put what came to be known as the "Northwestern Stripes" on the sleeves — a wide stripe a narrow stripe on the top and bottom. It was an iconic look widely replicated across the country and has been featured prominently at Northwestern, including in the Ryan Field end zones. The Wildcats wore those stripes across the front and back of its uniforms for the last 10 seasons. Now they have been restored to their original location.

Northwestern Athletics announced its partnership with Under Armour, Inc. on Dec. 17, 2011. Under Armour, the leader in performance apparel, footwear and accessories, has outfitted all 19 men's and women's varsity programs at Northwestern since the 2012-13 school year. Football's new set of uniforms in 2022 marks the first major redesign since 2012.

Northwestern was the first program in the Big Ten to partner with Under Armour and have since been joined by Maryland and Wisconsin. Today, Under Armour is partnered with 16 football bowl subdivision (FBS) programs and 172 programs across all levels of NCAA athletics.

Northwestern's original school colors were black and gold, but overuse of that combination across the country led a special committee at the university to declare purple as the official color in 1892 — the first season of varsity football in Evanston. Until the adoption of the Wildcats mascot in 1924, the university was so linked to the color that the football was known just as "the Purple."

### Record by Jersey Combination

JERSEY	PANTS	HELMET	LAST WORN (YR.)	RECORD (SINCE '12)
BLACK	BLACK	BLACK	MARYLAND (2023)	4-7
BLACK	BLACK	PURPLE	MARYLAND (2020)	1-1
BLACK	BLACK	WHITE	MINNESOTA (2019)	0-1
BLACK	GRAY	BLACK	BOWLING GREEN (2017)	1-0
BLACK	PURPLE	BLACK	HOWARD (2023)	3-3
BLACK	PURPLE	PURPLE	PENN STATE (2023)	2-3
BLACK	WHITE	WHITE	DUKE (2022)	0-2
BLACK	WHITE	BLACK	MINNESOTA (2017)	2-1
GRAY	BLACK	BLACK	WISCONSIN (2018)	1-0
GRAY	GRAY	PURPLE	PURDUE (2017)	1-1
GRAY	GRAY	USA	MICHIGAN (2013)	0-1
GRAY	WHITE	WHITE	DUKE (2018)	0-1
PURPLE	BLACK	BLACK	OHIO (2021)	7-0
PURPLE	BLACK	PURPLE	IOWA (2021)	10-6
PURPLE	PURPLE	BLACK	KENTUCKY (2017)	1-1
PURPLE	PURPLE	WHITE	ILLINOIS (2022)	3-1
PURPLE	WHITE	PURPLE	UTEP (2023)	6-5
PURPLE	WHITE	WHITE	MINNESOTA (2023)	4-3
PURPLE	PURPLE	PURPLE	NEBRASKA (2022)	1-0
WHITE	BLACK	BLACK	PURDUE (2022)	3-3
WHITE	BLACK	PURPLE	WISCONSIN (2013)	2-1
WHITE	BLACK	WHITE	MICHIGAN STATE (2020)	0-3
WHITE	GRAY	WHITE	PURDUE (2018)	2-0
WHITE	PURPLE	BLACK	MICHIGAN STATE (2018)	1-0
WHITE	PURPLE	PURPLE	NEBRASKA (2023)	4-8
WHITE	PURPLE	WHITE	DUKE (2023)	2-4
WHITE	WHITE	BLACK	UTAH (2018)	1-0
WHITE	WHITE	PURPLE	MINNESOTA (2022)	3-7
WHITE	WHITE	WHITE	IOWA (2022)	9-6

Northwestern graduate Ella Brockway (Class of 2021) has compiled Northwestern's record in its different color combinations dating back to 2012, Northwestern's first season in its Under Armour deal.

## ROSTER BREAKDOWN

## STARTERS

## Total No. of starters returned ahead of 2023 (started six or more games):

Offense: 4	Defense: 4
» OL - Josh Priebe (7)	» DL - Sean McLaughlin (12)
» QB - Ryan Hilinski (6)	» LB - Bryce Gallagher (11)
» TE - Thomas Gordon (6)	» LB - Xander Mueller (12)
» TE - Marshall Lang (7)	» DB - Rod Heard II (12)

- » Northwestern returns 31.3% of starts on offense (41 of 132 offensive starters in 2022) and 55.3% on defense (73 defensive starters of 2022).  
 » Overall, the Wildcats return 43.2% of starts from 2022 (114 of 264).

## Total No. of starters lost (started six or more games): 12

Offense: 7	Defense: 5
» OL - Vincent Picozzi (10)	» DB - Jeremiah Lewis (12)
» OL - Charlie Schmidt (12)	» DB - Cam Mitchell (11)
» OL - Peter Skoronski (12)	» DB - AJ Hampton (7)
» OL - Ethan Wiederkehr (12)	» DL - Adetomiwa Adebawore (12)
» RB - Evan Hull (12)	» DL - Devin O'Rourke (10)
» WR - Donny Navarro (7)	
» WR - Malik Washington (12)	

## TRANSFERS

## Total No. of transfers added: 6

Offense: 3	Defense: 3
» QB - Ben Bryant (Cincinnati)	» DL - Richie Hagarty (Southern Illinois)
» WR - A.J. Henning (Michigan)	» DL - Matt Lawson (Fresno State)
» WR - Cam Johnson (Arizona State)	» DL - R.J. Pearson (Bethune-Cookman)

## FIRST-YEARS

## Total No. of first-years: 21

Offense: 10	Defense: 10
» OL - Alex Doost (Phoenix, Ariz.)	» DB - Josh Fussell (West Chester, Ohio)
» OL - Anthony Birs (Plainfield, Ill.)	» DB - Cole Shivers (Scottsdale, Ariz.)
» OL - Jordan Knox (Rock Hill, S.C.)	» DB - J.J. Lewis (Lawndale, Calif.)
» QB - Aidan Gray (Naperville, Ill.)	» DB - Damon Walters (Bolingbrook, Ill.)
» RB - Caleb Komolafe (Katy, Texas)	» DB - Jalen Lewis (Westlake Village, Calif.)
» RB - Payton Roth (Portland, Ore.)	» DL - Tyler Grant (St. Louis, Mo.)
» WR - Ricky Ahumaraeze (Liberty, Mo.)	» DL - Dylan Roberts (Phoenix, Ariz.)
» WR - Frank Covey IV (Mount Prospect, Ill.)	» DL - Mason Green (Brentwood, Tenn.)
» TE - Camp Magee (Orland, Fla.)	» DL - Michael Kilbane (Lakewood, Ohio)
» TE - Jack Fitzgerald (Wilmette, Ill.)	» LB - Johnny McGuire (Wilmette, Ill.)

Special Teams  
 » K - Henry Helms (Chicago, Ill.)

## ALL-BIG TEN RETURNERS

- » **LB - Bryce Gallagher**  
 » 2022: Third Team (Media), Honorable Mention (Coaches)

## PRESEASON HONORS

## QB - Ben Bryant:

- » Reese's Senior Bowl Watchlist

## PR - A.J. Henning:

- » Athlon All-Big Ten (1st)  
 » Phil Steele All-Big Ten (1st)  
 » Reese's Senior Bowl Watchlist

## LB - Bryce Gallagher:

- » Athlon All-Big Ten (3rd)  
 » Phil Steele All-Big Ten (3rd)

## LB - Xander Mueller:

- » Reese's Senior Bowl Watchlist

## DB - Rod Heard II:

- » Phil Steele All-Big Ten (4th)

## OL - Josh Priebe:

- » Phil Steele All-Big Ten (4th)

## OL - Caleb Tiernan:

- » Phil Steele All-Big Ten (4th)

## RB - Cam Porter:

- » Athlon All-Big Ten (4th)

## DB - Garnett Hollis Jr.:

- » Reese's Senior Bowl Watchlist

## RETURNING STATS (PRIOR TO 2023)

Statistic	Returning Value	Total Value	Percent returning
Passing Yards	2,479	2,524	98.2%
Passing TD	10	10	100%
Completions	241	245	98.4%
Rushing Yards	532	1,501	35.4%
Rushing TD	5	11	45.5%
Rushes	209	469	44.6%
Receiving Yards	901	2,524	35.7%
Receiving TD	5	10	50.0%
Receptions	76	245	31.0%
Tackles	503	804	62.6%
TFLs	32.0	56.0	57.1%
Sacks	8.5	18.0	47.2%
Interceptions	5	6	83.3%
Pass Breakups	13	31	41.9%

## NATIONAL SPOTLIGHT

Northwestern's 2023 roster consists of 103 student-athletes, spanning 26 states.

» States with multiple 'Cats: Illinois (29), Ohio (10), Michigan (8), California (6), Texas (6), Arizona (4), Indiana (4), Tennessee (4), Alabama (3), Connecticut (3), Florida (3), Georgia (3), Kansas (2), Maryland (2), Missouri (2), North Carolina (2) and Virginia (2)

» Arkansas, Iowa, Massachusetts, Mississippi, New Jersey, New York, Oregon, South Carolina and Wisconsin each have one player on Northwestern's roster

» NU's first-year class features players from 10 different states: Arizona, California, Florida, Illinois, Missouri, Ohio, Oregon, South Carolina, Tennessee and Texas

26

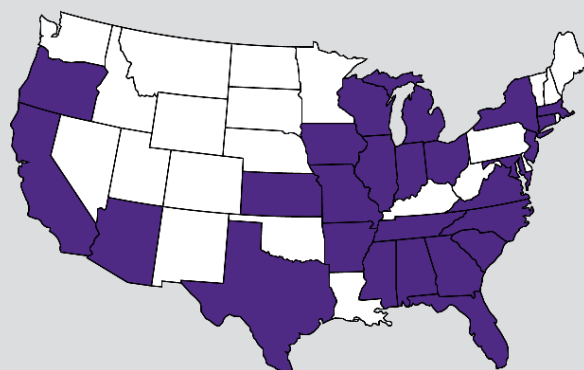
States represented on  
NU's roster

29

Wildcats on the roster  
from the state of  
Illinois

10

States represented in  
the Wildcats' first-year  
class








# RYAN FIELD

## STADIUM INFORMATION

<b>Location:</b>	1501 Central St. Evanston, Ill.
<b>Former Names:</b>	Northwestern Stadium (Oct-Nov. 1926) Dyche Stadium (Nov. 1926-1996)
<b>Capacity:</b>	47,130 (1997-Present) 49,256 (1949-96) 45,000 (1926-48) Capacity at Dyche Stadium could be increased to 55,000 with the addition of temporary bleachers in the north end
<b>Playing Surface:</b>	Grass (1997-Present) AstroTurf (1994-96) SuperTurf (1984-93) Tartan Turf (1973-83) Grass (1926-72)
<b>Broke Ground:</b>	April 8, 1926
<b>Opened:</b>	Oct. 2, 1926
<b>Reconstruction:</b>	1996-97
<b>Reopened:</b>	Sept. 13, 1997 (As Ryan Field)
<b>NU Record:</b>	4-1-0 (Northwestern Stadium) 163-198-10 (Dyche Stadium) 90-77-0 (Ryan Field)
<b>First Game:</b>	Northwestern Stadium: Oct. 2, 1926 vs. South Dakota (W, 34-0)  Dyche Stadium: Nov. 6, 1926 vs. Purdue (W, 22-0)  Ryan Field: Sept. 13, 1997 vs. Duke (W, 24-20)
<b>Largest Crowd:</b>	Dyche Stadium: 55,752 (Oct. 27, 1962 vs. Notre Dame)  Ryan Field: 47,330 (10 times, most recent Oct. 18, 2019 vs. Ohio State)

## RYAN FIELD TIMELINE

<b>APRIL 8, 1926</b> Ground broken for a new stadium on Central Street designed by architect James Gamble Rogers who also designed Northwestern's Deering Library	<b>OCTOBER 2, 1926</b> New stadium named Northwestern Stadium opened with a 34-0 win over South Dakota	<b>NOVEMBER 6, 1926</b> First game played at the newly named Dyche Stadium after former university vice president and business manager William A. Dyche	<b>APRIL 1949</b> Construction begins on a horseshoe enclosure in the south end to add 4,256 seats
<b>1961</b> Installation of a press box and an elevator to the second deck	<b>NOVEMBER 18, 1996</b> Major renovations begin to start the Ryan Field era, including new seating, replacement of turf with grass, a three-tier media and club structure on the west side, and the endzone lockers and sports medicine facility	<b>SEPTEMBER 13, 1997</b> Ryan Field, named for long-time Board of Trustees Chairman Patrick G. Ryan, opens with a 24-20 win over Duke	<b>SEPTEMBER 2021</b> The Ryan Family commits \$480 million, the largest philanthropic gift in Northwestern history, to advance research, educational initiatives and athletics, including the construction of a new Ryan Field



Overhead view of Ryan Field from the west side. Ryan Field is about a mile from the shore of Lake Michigan.



## CAREER HIGHS

## #0 • COCO AZEMA • DB

Tackles: 13, at Michigan (Oct. 23, 2021)  
Solo Tackle: 10, at Michigan (Oct. 23, 2021)  
Assisted Tackle: 7, at Duke (Sept. 18, 2021)  
Tackles For Loss: 2.0, vs. Nebraska (Aug. 27, 2022)  
Sacks: 1, vs. Nebraska (Aug. 27, 2022)  
Pass Break Ups: 2, vs. Minnesota (Oct. 30, 2021)  
Interceptions: 1 (2x), last vs. Maryland (Oct. 28, 2023)  
Rushing Attempts: 7 at Illinois (Nov. 30, 2019)  
Rushing Yards: 123 at Illinois (Nov. 30, 2019)  
Rushing Touchdown: 1 at Illinois (Nov. 30, 2019)  
Long Rush: 62 at Illinois (Nov. 30, 2019)  
Kick Returns: 3, vs. Maryland (Oct. 28, 2023)  
Kick Return Yards: 94, vs. Maryland (Oct. 28, 2023)  
Longest Kick Return: 61, vs. Maryland (Oct. 28, 2023)

## #0 • COLE FREEMAN • QB

Pass Attempts: 20, at Purdue (Nov. 19, 2022)  
Completions: 9, at Purdue (Nov. 19, 2022)  
Passing Yards: 78, at Purdue (Nov. 19, 2022)  
Longest Pass: 17, at Purdue (Nov. 19, 2022)  
Rushing Attempts: 9, at Purdue (Nov. 19, 2022)  
Rushing Yards: 18, at Purdue (Nov. 19, 2022)  
Long Rush: 7, at Purdue (Nov. 19, 2022)

## #1 • JACK KENNEDY • WR

Receptions: 1, at Rutgers (Sept. 3, 2023)  
Receiving Yards: 5, at Rutgers (Sept. 3, 2023)  
Long Reception: 5, at Rutgers (Sept. 3, 2023)

## #2 • BEN BRYANT • QB

Pass Attempts: 57, vs. Ohio (Nov. 9, 2021)  
Completions: 41, vs. Ohio (Nov. 9, 2021)  
Passing Yards: 396, vs. Minnesota (Sept. 23, 2023)  
Passing Touchdowns: 4 (2x), last vs. Minnesota (Sept. 23, 2023)  
Long Pass: 80, vs. Minnesota (Sept. 23, 2023)  
Rushing Attempts: 11 (3x), last vs. Penn State (Sept. 30, 2023)  
Rushing Yards: 55, vs. Austin Peay (Sept. 19, 2020)\$  
Long Rush: 39, vs. Texas State (Sept. 25, 2021)  
Rushing Touchdowns: 1 (6x), last vs. Penn State (Sept. 30, 2023)  
\$ at Cincinnati  
! at Eastern Michigan

## #2 • GARNETT HOLLIS, JR. • DB

Tackles: 9, vs. Wisconsin (Oct. 8, 2022)  
Solo Tackles: 5, vs. Wisconsin (Oct. 8, 2022)  
Assisted Tackles: 4, vs. Wisconsin (Oct. 8, 2022)  
Tackles for Loss: 1.0, vs. Minnesota (Sept. 23, 2023)  
Pass Breakups: 1(4x), last vs. Minnesota (Sept. 23, 2023)  
Interceptions: 1, vs. Duke (Sept. 10, 2022)  
Forced Fumbles: 1, at Penn State (Oct. 1, 2022)

## #3 • JAHEEM JOSEPH • DB

Tackles: 9, vs. Duke (Sept. 10, 2022)  
Solo Tackles: 7, vs. Duke (Sept. 10, 2022)  
Assisted Tackles: 2 (2x), last at Rutgers (Sept. 3, 2023)  
Pass Breakups: 1, vs. Duke (Sept. 10, 2022)

## #3 • RYAN HILINSKI • QB

Pass Attempts: 60, vs. Duke (Sept. 10, 2022)  
Completions: 36 (2x), last vs. Duke (Sept. 10, 2022)  
Passing Yards: 435, vs. Duke (Sept. 10, 2022)  
Passing Touchdowns: 2 (6x), last vs. Duke (Sept. 10, 2022)  
Long Pass: 85, vs. UTEP (Sept. 9, 2023)  
Rushing Attempts: 8, at Illinois (Nov. 27, 2021)  
Rushing Yards: 15, vs. Rutgers (Oct. 16, 2021)  
Long Rush: 22, vs. Southern Illinois (Sept. 17, 2022)  
Rushing Touchdowns: 1 (4x), last vs. Miami OH (Sept. 24, 2022)

## #4 • CAM PORTER • RB

Rushing Attempts: 33 vs. Auburn (Jan. 1, 2021)  
Rushing Yards: 142 vs. Illinois (Dec. 12, 2020)  
Long Rush: 31 vs. Illinois (Dec. 12, 2020)  
Rushing Touchdown: 2 vs. Illinois (Dec. 12, 2020)  
Receptions: 4, at Rutgers (Sept. 3, 2023)  
Receiving Yards: 27, vs. Auburn (Jan. 1, 2021)  
Long Reception: 17, vs. Penn State (Sept. 30, 2023)  
Receiving Touchdowns: 1, vs. Maryland (Oct. 28, 2023)

## #5 • JACOB GILL • WR

Receptions: 2, vs. Duke (Sept. 18, 2021)  
Receiving Yards: 47, at Penn State (Oct. 1, 2022)  
Receiving Touchdowns: 1, at Penn State (Oct. 1, 2022)  
Long Reception: 47, at Penn State (Oct. 1, 2022)

## #6 • ROBERT FITZGERALD • DB

Tackles: 4, vs. UTEP (Sept. 9, 2023)  
Solo Tackles: 3, vs. UTEP (Sept. 9, 2023)  
Assisted Tackles: 1 (2x), last at Duke (Sept. 16, 2023)

## #6 • BRENDAN SULLIVAN • QB

Pass Attempts: 30, at Iowa (Oct. 29, 2022)  
Completions: 23, at Iowa (Oct. 29, 2022)  
Passing Yards: 265, vs. Maryland (Oct. 28, 2023)  
Passing Touchdowns: 2 (3x), last vs. Maryland (Oct. 28, 2023)  
Longest Pass: 66, at Nebraska (Oct. 21, 2023)  
Rushing Attempts: 15, vs. Howard (Oct. 7, 2023)  
Rushing Yards: 56, vs. Maryland (Oct. 28, 2023)  
Rushing Touchdowns: 1 (3x), last vs. Howard (Oct. 7, 2023)  
Long Rush: 35, vs. Howard (Oct. 7, 2023)

## #7 • ORE ADEYI • DB

Tackles: 4, vs. Penn State (Sept. 30, 2023)  
Solo Tackles: 3, vs. Penn State (Sept. 30, 2023)  
Assisted Tackles: 2, at Duke (Sept. 16, 2023)  
Pass Breakups: 1, vs. Penn State (Sept. 30, 2023)

## #7 • ANTHONY TYUS III • RB

Rushing Attempts: 11, vs. Ohio (Sept. 25, 2021)  
Rushing Yards: 71, vs. Indiana St. (Sept. 11, 2021)  
Long Rush: 39, at Nebraska (Oct. 21, 2023)  
Rushing Touchdowns: 1, vs. Ohio (Sept. 25, 2021)  
Receptions: 2 (2x), last vs. Wisconsin (Oct. 8, 2022)  
Receiving Yards: 34, vs. Nebraska (Aug. 27, 2022)  
Receiving Touchdowns: 1, vs. Wisconsin (Oct. 8, 2022)  
Long Reception: 34, vs. Nebraska (Aug. 27, 2022)  
Kick Returns: 1, vs. Howard (Oct. 7, 2023)  
Kick Return Yards: 30, vs. Howard (Oct. 7, 2023)  
Longest Kick Return: 30, vs. Howard (Oct. 7, 2023)

## #8 • A.J. HENNING • WR

Receptions: 5 (3x), last vs. Maryland (Oct. 28, 2023)  
Receiving Yards: 42, vs. Maryland (Oct. 28, 2023)  
Long Reception: 34, vs. Maryland (Oct. 28, 2023)  
Receiving Touchdowns: 1 (2x), last vs. Minnesota (Sept. 23, 2023)  
Rushing Attempts: 4 (2x), last vs. Maryland (Oct. 28, 2023)  
Rushing Yards: 74, vs. Western Michigan (Sept. 4, 2021)  
Long Rush: 74, vs. Western Michigan (Sept. 4, 2021)  
Rushing Touchdown: 1 (3x), last vs. UTEP (Sept. 9, 2023)  
Kick Returns: 4, vs. Ohio State (Nov. 27, 2021)  
Kick Return Yards: 112, at Maryland (Nov. 20, 2021)  
Longest Kick Return: 81, at Maryland (Nov. 20, 2021)  
Kick Return Touchdown: 1, at Maryland (Nov. 20, 2021)  
Punt Returns: 5 (2x), last vs. Hawai'i (Sept. 10, 2021)  
Punt Return Yards: 70, vs. Northern Illinois (Sept. 18, 2021)  
Longest Punt Return: 61, vs. UConn (Sept. 17, 2021)  
Punt Return Touchdown: 1, vs. UConn (Sept. 17, 2021)  
! at Michigan

## #9 • DEVIN TURNER • DB

Tackles: 10, at Minnesota (Nov. 12, 2022)  
Solo Tackles: 8, at Minnesota (Nov. 12, 2022)  
Assisted Tackles: 5, at Duke (Sept. 16, 2023)  
Tackles for Loss: 1 (2x), last at Nebraska (Oct. 21, 2023)  
Interceptions: 1, at Nebraska (Oct. 21, 2023)  
Pass Breakups: 1(4x), last vs. Howard (Oct. 7, 2023)  
Forced Fumbles: 1, at Minnesota (Nov. 12, 2022)

## #10 • THERAN JOHNSON • DB

Tackles: 6, at Rutgers (Sept. 3, 2023)  
Solo Tackle: 5, vs. Howard (Oct. 7, 2023)  
Assisted Tackles: 4, at Nebraska (Oct. 21, 2023)  
Tackles for Loss: 1.0, vs. Maryland (Oct. 28, 2023)  
Pass Breakups: 2, vs. Southern Illinois (Sept. 17, 2022)

## #11 • DONNIE GRAY • WR

Receptions: 1 (2x), last at Rutgers (Sept. 3, 2023)  
Receiving Yards: 18, vs. Illinois (Oct. 29, 2022)  
Long Reception: 18, vs. Illinois (Oct. 29, 2022)

## #12 • JACK LAUSCH • QB

Pass Attempts: 8, vs. Illinois (Oct. 29, 2022)  
Completions: 4, vs. Illinois (Oct. 29, 2022)  
Passing Yards: 68, vs. Illinois (Oct. 29, 2022)  
Long Pass: 27, vs. Illinois (Oct. 29, 2022)  
Receptions: 2, vs. Minnesota (Sept. 23, 2023)  
Receiving Yards: 9, vs. Minnesota (Sept. 23, 2023)  
Long Reception: 7, vs. Minnesota (Sept. 23, 2023)  
Rushing Attempts: 6, vs. Illinois (Oct. 29, 2022)  
Rushing Yards: 53, vs. UTEP (Sept. 9, 2023)  
Long Rush: 46, vs. UTEP (Sept. 9, 2023)  
Rushing Touchdowns: 1, vs. UTEP (Sept. 9, 2023)

## #12 • NIGEL WILLIAMS • DB

Tackles: 1 (3x), last at Purdue (Nov. 19, 2022)  
Assisted Tackles: 1, at Purdue (Nov. 19, 2022)  
Solo Tackles: 1 (2x), vs. Southern Illinois (Sept. 17, 2022)

## #14 • CAM JOHNSON • WR

Receptions: 14, vs. Ole Miss (Oct. 31, 2020)  
Receiving Yards: 114, at Mississippi State (Oct. 31, 2020)  
Long Reception: 44, at South Carolina (Oct. 16, 2021)  
Receiving Touchdowns: 1, vs. Howard (Oct. 7, 2023)  
Rushes: 1 (4x), last vs. Howard (Oct. 7, 2023)  
Rushing Yards: 8, vs. Howard (Oct. 7, 2023)  
Long Rush: 8, vs. Howard (Oct. 7, 2023)  
Kick Returns: 3, vs. Georgia (Sept. 25, 2021)  
Kick Return Yards: 41, vs. East Tennessee State (Sept. 4, 2021)  
Longest Kick Return: 23, vs. East Tennessee State (Sept. 4, 2021)  
Punt Returns: 2 (3x), last vs. Colorado State (Sept. 11, 2021)  
Punt Return Yards: 24, vs. Mississippi State (Oct. 23, 2021)  
Longest Punt Return: 24, vs. Mississippi State (Oct. 23, 2021)  
! at Vanderbilt

## #15 • CALVIN JOHNSON • WR

Receptions: 3, vs. Howard (Oct. 7, 2023)  
Receiving Yards: 24, vs. Howard (Oct. 7, 2023)  
Long Reception: 23, vs. Illinois (Oct. 29, 2022)

## NORTHWESTERN RECORD WHEN

	2023
When playing at home	4-1
When playing on road	0-3
When playing at a neutral site	0-0
When playing on grass	4-2
When playing on artificial surface	0-2
When scoring first	1-2
When opponent scores first	3-2
When leading after first quarter	1-0
When trailing after first quarter	1-2
When tied after first quarter	2-2
When leading at halftime	2-0
When trailing at halftime	1-3
When tied at halftime	1-1
When leading after three quarters	3-0
When trailing after three quarters	1-4
When tied after three quarters	0-0
When NU has more/equal rushing yards	2-0
When opponent has more rushing yards	2-4
When NU has more/equal passing yards	1-2
When opponent has more passing yards	3-2
When NU has more/equal total yards	2-1
When opponent has more total yards	2-3
When NU has more first downs	2-0
When opponent has more first downs	2-4
When first downs are equal	0-0
When NU forces more turnovers	2-2
When opponent forces more turnovers	1-2
When turnovers are equal	1-0
In games decided by three points or fewer	0-0
In games decided by seven points or fewer	2-0
In overtime games	1-0

## CAREER STARTS

	2023	Career
Cam Johnson, WR	7	33
Charlie Mangieri, TE	7	32
Bryce Gallagher, LB	8	29
Ben Bryant, QB	5	27
Rod Heard II, DB	8	26
Josh Priebe, OL	8	25
Ryan Hilinski, QB	-	22
Sean McLaughlin, DL	8	20
Xander Mueller, LB	8	20
Richie Hagarty, DE	6	19
Jaylen Pate, DL	2	16
Marshall Lang, TE	3	15
Coco Azema, DB	3	13
Caleb Tiernan, OT	8	13
Garnett Hollis Jr.	8	12
Bryce Kirtz, WR	4	12
Najee Story, DL	8	11
Devin Turner, DB	7	11
Dom D'Antonio, OL	8	10
Cam Porter, RB	8	10
Theran Johnson, DB	7	9
Ben Wrather, OL	7	9
Thomas Gordon, TE	1	8
A.J. Henning, WR	5	8
Brendan Sullivan, QB	3	7
Duke Olges, TE	3	6
Josh Thompson	6	6
Jaheem Joseph, DB	3	5
Greyson Metz, LB	-	5
Carmine Bastone, DL	4	4
P.J. Spencer, DL	4	4
Zachary Franks, OL	2	3
Aidan Hubbard, DL	-	3
Kenny Soares Jr.	3	3
Cole Freeman, QB	-	2
Jacob Gill, WR	-	2
Ore Adeyi, DB	1	1
Jackson Carsello	1	1
Calvin Johnson II, WR	1	1
Matt Lawson, DL	-	1
Ray Niro, WR	-	1
Reginald Pearson, DL	-	1
Anthony Tyus III, RB	-	1
Mac Uihlein, LB	-	1
Hunter Welcing, TE	-	1

## CAREER HIGHS (Cont.)

**#17 • BRYCE KIRTZ • WR**

Receptions: 10, vs. Minnesota (Sept. 23, 2023)  
 Receiving Yards: 215, vs. Minnesota (Sept. 23, 2023)  
 Long Reception: 80, vs. Minnesota (Sept. 23, 2023)  
 Receiving Touchdowns: 2, vs. Minnesota (Sept. 23, 2023)  
 Rushes: 1, vs. Ohio (Sept. 25, 2021)  
 Rushing Yards: 4, vs. Ohio (Sept. 25, 2021)  
 Long Rush: 4, vs. Ohio (Sept. 25, 2021)  
 Longest Punt Return: 13 (2x), last vs. Ohio (Sept. 25, 2021)  
 Kick Returns: 2, vs. Howard (Oct. 7, 2023)  
 Kick Return Yards: 17, vs. Howard (Oct. 7, 2023)  
 Long Kick Return: 14, vs. Howard (Oct. 7, 2023)

**#18 • GARNER WALLACE • DB**

Tackles: 4 (2x), last vs. Wisconsin (Oct. 8, 2022)  
 Solo Tackles: 4, vs. Wisconsin (Oct. 8, 2022)  
 Assisted Tackles: 1, vs. Southern Illinois (Sept. 17, 2022)

**#20 • JOSEPH HIMON II • RB**

Receptions: 2, vs. Maryland (Oct. 28, 2023)  
 Receiving Yards: 85, vs. UTEP (Sept. 9, 2023)  
 Long Reception: 85, vs. UTEP (Sept. 9, 2023)  
 Receiving Touchdowns: 1, vs. UTEP (Sept. 9, 2023)  
 Rushing Attempts: 6, at Duke (Sept. 16, 2023)  
 Rushing Yards: 21, vs. Howard (Oct. 7, 2023)  
 Long Rush: 16, at Purdue (Nov. 19, 2022)

**#22 • EVAN SMITH • DB**

Total Tackles: 2, vs. Howard (Oct. 7, 2023)  
 Solo Tackles: 2, vs. Howard (Oct. 7, 2023)  
 Assisted Tackles: 1 (3x), last vs. Maryland (Oct. 28, 2023)  
 Tackles for Loss: 0.5, vs. UTEP (Sept. 9, 2023)

**#23 • RAYMOND NIRO III • WR**

Receptions: 2 (3x), last vs. Wisconsin (Oct. 8, 2022)  
 Receiving Yards: 41, vs. Nebraska (Aug. 27, 2022)  
 Long Reception: 41, vs. Nebraska (Aug. 27, 2022)  
 Receiving Touchdowns: 1 (2x), last at Iowa (Oct. 29, 2022)  
 Rushing Attempts: 7 vs. UMass (Nov. 16, 2019)  
 Rushing Yards: 56 at Illinois (Nov. 30, 2019)  
 Long Rush: 11 vs. UMass (Nov. 16, 2019)  
 Rushing Touchdown: 1 vs. UMass (Nov. 16, 2019)  
 Tackles: 4, at Michigan (Oct. 23, 2021)  
 Solo Tackle: 1 (4x), last vs. Ohio State (Nov. 5, 2022)  
 Fumble Recovery: 1 at Wisconsin (Sept. 28, 2019)  
 Longest Punt Return: 36, vs. Indiana St. (Sept. 11, 2021)  
 Longest Kick Return: 25, at Wisconsin (Nov. 13, 2021)  
 Blocked Punt: 1, vs. Iowa (Nov. 6, 2021)

**#24 • ROD HEARD II • DB**

Total Tackles: 10, at Minnesota (Nov. 12, 2022)  
 Solo Tackles: 8, at Minnesota (Nov. 12, 2022)  
 Assisted Tackles: 4 (2x), last at Rutgers (Sept. 3, 2023)  
 Sacks: 1.0, vs. UTEP (Sept. 9, 2023)  
 Tackles for Loss: 2.0, vs. Iowa (Nov. 6, 2021)  
 Interceptions: 1, at Nebraska (Oct. 21, 2023)  
 Pass Breakups: 1 (6x), last vs. Howard (Oct. 7, 2023)  
 Forced Fumbles: 2, at Duke (Sept. 18, 2021)  
 Fumble Recovery: 1, at Duke (Sept. 18, 2021)

**#25 • CALEB KOMOLAFE • RB**

Receptions: 3, at Duke (Sept. 16, 2023)  
 Receiving Yards: 16, at Duke (Sept. 16, 2023)  
 Long Reception: 14, at Duke (Sept. 16, 2023)  
 Receiving Touchdowns: 1, at Rutgers (Sept. 3, 2023)  
 Rushing Attempts: 2 at Rutgers (Sept. 3, 2023)  
 Rushing Yards: 7 at Rutgers (Sept. 3, 2023)  
 Long Rush: 5 at Rutgers (Sept. 3, 2023)

**#28 • BRADEN TURNER • DB**

Total Tackles: 1 (4x), last vs. Maryland (Oct. 28, 2023)  
 Solo Tackles: 1 (3x), last vs. Maryland (Oct. 28, 2023)  
 Assisted Tackles: 1, at Nebraska (Oct. 21, 2023)  
 Tackles for Loss: 1.0, vs. UTEP (Sept. 9, 2023)  
 Fumble Recoveries: 1, vs. Penn State (Sept. 30, 2023)

**#29 • MARCUS CISCO • RB**

Rushing Attempts: 3 (2x), last at Michigan (Oct. 23, 2021)  
 Rushing Yards: 25, vs. Ohio (Sept. 25, 2021)  
 Long Rush: 16, at Michigan (Oct. 23, 2021)

**#31 • JAKE ARTHURS • RB**

Rushing Attempts: 2 (4x), last vs. Penn State (Sept. 30, 2023)  
 Rushing Yards: 9, vs. Penn State (Sept. 30, 2023)  
 Long Rush: 8, vs. Penn State (Sept. 30, 2023)  
 Rushing Touchdown: 1, vs. Ohio (Sept. 25, 2021)

**#32 • BRYCE GALLAGHER • LB**

Total Tackles: 19, at Rutgers (Sept. 3, 2023)  
 Solo Tackles: 9 (4x), last vs. Miami OH (Sept. 24, 2022)  
 Assisted Tackles: 15, at Rutgers (Sept. 3, 2023)  
 Tackles for Loss: 2.5 (2x), last at Maryland (Oct. 22, 2022)  
 Sacks: 1.5, at Maryland (Oct. 22, 2022)  
 Pass Breakups: 1, at Nebraska (Oct. 21, 2023)  
 Forced Fumbles: 1 (2x), last vs. Maryland (Oct. 28, 2023)  
 Fumble Recoveries: 1 (2x), last vs. Maryland (Oct. 28, 2023)  
 Interceptions: 1 (2x), last vs. UTEP (Sept. 9, 2023)

**#33 • BRAYDON BRUS • LB**

Total Tackles: 2, vs. UTEP (Sept. 9, 2023)  
 Solo Tackles: 1 (2x), last vs. Penn State (Sept. 30, 2023)  
 Assisted Tackles: 1, vs. UTEP (Sept. 9, 2023)  
 Tackles for Loss: 0.5, vs. UTEP (Sept. 9, 2023)  
 Forced Fumbles: 1, vs. Penn State (Sept. 30, 2023)

**#34 • XANDER MUELLER • LB**

Total Tackles: 14, at Penn State (Oct. 1, 2022)  
 Solo Tackles: 8, at Penn State (Oct. 1, 2022)  
 Assisted Tackles: 7 (2x), last at Rutgers (Sept. 3, 2023)  
 Tackles for Loss: 3.0, vs. Howard (Oct. 7, 2023)  
 Sacks: 2.0, vs. Howard (Oct. 7, 2023)  
 Pass Breakups: 1 (3x), last vs. Maryland (Oct. 28, 2023)  
 Interceptions: 1 (3x), last vs. UTEP (Sept. 9, 2023)  
 Forced Fumbles: 1, at Wisconsin (Nov. 13, 2021)  
 Fumble Recovery: 1, vs. Indiana (Sept. 11, 2021)

**#35 • KENNY SOARES JR. • LB**

Total Tackles: 4 (3x), last vs. Maryland (Oct. 28, 2023)  
 Solo Tackles: 3 (2x), last at Nebraska (Oct. 21, 2023)  
 Assisted Tackles: 3, at Rutgers (Sept. 3, 2023)  
 Tackles for Loss: 1.0, vs. Maryland (Oct. 28, 2023)  
 Pass Breakups: 1, vs. Penn State (Sept. 30, 2023)

**#37 • MAC UIHLEIN • LB**

Total Tackles: 5, at Minnesota (Nov. 12, 2022)  
 Solo Tackles: 4 (2x), last vs. Maryland (Oct. 28, 2023)  
 Assisted Tackles: 1 (4x), last vs. Penn State (Sept. 30, 2023)  
 Tackles for Loss: 1.0, vs. Howard (Oct. 7, 2023)  
 Pass Breakups: 1, vs. Penn State (Sept. 30, 2023)

**#38 • JOE DeHAAN • LB**

Total Tackles: 3, vs. Maryland (Oct. 24, 2020)  
 Solo Tackles: 2 (2x), last vs. UTEP (Sept. 9, 2023)  
 Assisted Tackles: 1, vs. Maryland (Oct. 24, 2020)  
 Interceptions: 1, vs. UTEP (Sept. 9, 2023)

**#41 • JAYLEN PATE • LB**

Total Tackles: 5, vs. Minnesota (Sept. 23, 2023)  
 Solo Tackles: 4, vs. Howard (Oct. 7, 2023)  
 Assisted Tackles: 3 (2x), last vs. Minnesota (Sept. 23, 2023)  
 Tackles for Loss: 1.0, at UNLV (Nov. 27, 2020)  
 Sacks: 1.0, at UNLV (Nov. 27, 2020)  
 Fumble Recovery: 1, vs. Ball State (Sept. 18, 2021)  
 Pass Breakups: 1, vs. Fresno State (Oct. 16, 2021)

**#42 • ANTO SAKA • DL**

Total Tackles: 2 (4x), last at Nebraska (Oct. 21, 2023)  
 Solo Tackles: 2, vs. UTEP (Sept. 9, 2023)  
 Assisted Tackles: 2, at Rutgers (Sept. 3, 2023)  
 Sacks: 1.0 (3x), last vs. Penn State (Sept. 30, 2023)  
 Tackles for Loss: 1.0 (3x), last vs. Penn State (Sept. 30, 2023)  
 Forced Fumbles: 1, vs. Penn State (Sept. 30, 2023)

**#45 • CULLEN COLEMAN • LB**

Pass Breakups: 1, vs. UTEP (Sept. 9, 2023)

**#47 • LUKE AKERS • P**

Punts: 6 (5x), last at Iowa (Oct. 29, 2022)  
 Punt Yards: 279, at Stanford (Sept. 25, 2021)

**#50 • PJ SPENCER • DL**

Total Tackles: 5, vs. Penn State (Sept. 30, 2023)  
 Solo Tackles: 1 (3x), last vs. Penn State (Sept. 30, 2023)  
 Assisted Tackles: 4, vs. Penn State (Sept. 30, 2023)  
 Tackles for Loss: 0.5, at Duke (Sept. 16, 2023)

**#52 • Richie Hagarty • DL**

Total Tackles: 6, vs. Penn State (Sept. 30, 2023)  
 Solo Tackles: 4 (2x), last vs. Howard (Oct. 7, 2023)  
 Assisted Tackles: 4 (2x), last vs. Penn State (Sept. 30, 2023)  
 Tackles for Loss: 2.0 (4x), last at South Dakota (Oct. 22, 2022)!  
 Sacks: 2.0, vs. North Dakota (Sept. 24, 2022)!  
 Pass Breakups: 1, vs. Penn State (Sept. 30, 2023)  
 Forced Fumbles: 1, at Northwestern (Sept. 17, 2022)!  
*! at Southern Illinois*

**#53 • JAIDEN CAMERON • DL**

Total Tackles: 5, at Wisconsin (Nov. 13, 2021)  
 Solo Tackles: 3, at Wisconsin (Nov. 13, 2021)  
 Assisted Tackles: 2, at Wisconsin (Nov. 13, 2021)  
 Tackles for Loss: 0.5, at Wisconsin (Nov. 13, 2021)

**#55 • DYLAN ROBERTS • DL**

Total Tackles: 1, vs. Maryland (Oct. 28, 2023)  
 Solo Tackles: 1, vs. Maryland (Oct. 28, 2023)

**#57 • GREYSON METZ • LB**

Total Tackles: 7, vs. Wisconsin (Oct. 8, 2022)  
 Solo Tackles: 6, vs. Wisconsin (Oct. 8, 2022)  
 Assisted Tackles: 3, at Rutgers (Sept. 3, 2023)  
 Tackles for Loss: 1.0, vs. Southern Illinois (Sept. 17, 2022)  
 Forced Fumbles: 1, vs. Nebraska (Aug. 27, 2022)  
 Fumble Recoveries: 1 vs. Nebraska (Aug. 27, 2022)

**#60 • CARMINE BASTONE • DL**

Total Tackles: 2 (2x), last at Rutgers (Sept. 3, 2023)  
 Solo Tackles: 1, at Purdue (Nov. 19, 2022)  
 Assisted Tackles: 2, at Rutgers (Sept. 3, 2023)

**#63 • DOM D'ANTONIO • OL**

Total Tackles: 1, vs. Penn State (Sept. 30, 2023)  
 Solo Tackles: 1, vs. Penn State (Sept. 30, 2022)

**#72 • CALEB TIERNAN • OL**

Total Tackles: 1, vs. Minnesota (Sept. 23, 2023)  
 Solo Tackles: 1, vs. Minnesota (Sept. 23, 2023)

**#82 • JACK OLSEN • K**

Field Goal Attempts: 4 (2x), last vs. Maryland (Oct. 28, 2023)  
 Made Field Goals: 4, vs. Maryland (Oct. 28, 2023)  
 Long Field Goal: 47, vs. Maryland (Oct. 28, 2023)

**#86 • LAWSON ALBRIGHT • TE**

Receptions: 1 (2x), last at Duke (Sept. 16, 2023)  
 Receiving Yards: 6 (2x), last at Duke (Sept. 16, 2023)  
 Long Reception: 6 (2x), last at Duke (Sept. 16, 2023)

**#87 • THOMAS GORDON • TE**

Receptions: 5, vs. Duke (Sept. 10, 2022)  
 Receiving Yards: 78, vs. Duke (Sept. 10, 2022)  
 Long Reception: 26, vs. Duke (Sept. 10, 2022)  
 Receiving Touchdowns: 1, vs. UTEP (Sept. 9, 2023)

**#88 • MARSHALL LANG • TE**

Receptions: 3 (3x), last vs. Miami OH (Sept. 24, 2022)  
 Receiving Yards: 39, vs. Miami OH (Sept. 24, 2022)  
 Long Reception: 37, at Minnesota (Nov. 12, 2022)

**#89 • CHARLIE MANGIERI • TE**

Receptions: 3, vs. Minnesota (Sept. 23, 2023)  
 Receiving Yards: 31, vs. Michigan State (Sept. 3, 2021)  
 Long Reception: 25 (2x), last vs. Minnesota (Sept. 23, 2023)  
 Receiving Touchdowns: 1 (3x), last vs. Minnesota (Sept. 23, 2023)  
 Rushing Attempts: 1, vs. Penn State (Sept. 30, 2023)  
 Rushing Yards: 3, vs. Penn State (Sept. 30, 2023)  
 Long Rush: 3, vs. Penn State (Sept. 30, 2023)

**#90 • CARMINE BASTONE • DL**

Total Tackles: 4, at Nebraska (Oct. 21, 2023)  
 Solo Tackles: 2 (2x), last at Nebraska (Oct. 21, 2023)  
 Assisted Tackles: 2 (3x), last at Nebraska (Oct. 21, 2023)  
 Tackles for Loss: 0.5, vs. UTEP (Sept. 9, 2023)

**#91 • AIDAN HUBBARD • DL**

Total Tackles: 6, at Purdue (Nov. 19, 2022)  
 Solo Tackles: 5, vs. Maryland (Oct. 28, 2023)  
 Assisted Tackles: 2, at Purdue (Nov. 19, 2022)  
 Sacks: 3.0, vs. Maryland (Oct. 28, 2023)  
 Tackles for Loss: 3.0, vs. Maryland (Oct. 28, 2023)

**#92 • MATT LAWSON • DL**

Total Tackles: 4, at UNLV (Nov. 11, 2022)!  
 Solo Tackles: 2 (2x), last at UNLV (Nov. 11, 2022)!  
 Assisted Tackles: 2 (3x), last at UNLV (Nov. 11, 2022)!  
 Tackles for Loss: 1.0, at Rutgers (Sept. 3, 2023)  
 Passes Defended: 1, vs. Hawaii (Nov. 5, 2022)  
 Fumble Recovery: 1, at Nevada (Nov. 19, 2022)!  
*! at Fresno State*

**#93 • BRENDAN FLAKES • DL**

Total Tackles: 3 (2x), last vs. Penn State (Sept. 30, 2023)  
 Solo Tackles: 2, vs. UTEP (Sept. 9, 2023)  
 Assisted Tackles: 2 (2x), last vs. Penn State (Sept. 30, 2023)  
 Tackles for Loss: 1.0, vs. UTEP (Sept. 9, 2023)  
 Sacks: 1.0, at Purdue (Nov. 19, 2022)

**#94 • R.J. Pearson • DL**

Total Tackles: 5 (2x), last vs. South Carolina State (Sept. 10, 2022)!  
 Solo Tackles: 5, vs. Alcorn State (11/6/2021)!  
 Assisted Tackles: 2 (5x), last vs. Grambling State (Sept. 24, 2022)!  
 Tackles for Loss: 1.5, vs. South Carolina State (Sept. 10, 2022)!  
 Sacks: 1.5, vs. South Carolina State (Sept. 10, 2022)!  
 Passes Defended: 1, vs. South Carolina State (Sept. 10, 2021)!  
 Forced Fumbles: 1 (2x), last vs. Penn State (Sept. 30, 2023)  
*! at Bethune-Cookman*

**#95 • NAJEE STORY • DL**

Total Tackles: 4, at Purdue (Nov. 19, 2022)  
 Solo Tackles: 2 (4x), last vs. UTEP (Sept. 9, 2023)  
 Assisted Tackles: 2, at Rutgers (Sept. 3, 2023)  
 Tackles for Loss: 1.0, vs. Southern Illinois (Sept. 17, 2022)  
 Pass Breakups: 1, vs. Minnesota (Sept. 23, 2023)

**#97 • SEAN MCLAUGHLIN • DL**

Total Tackles: 8, at Maryland (Oct. 22, 2022)  
 Solo Tackles: 4, at Maryland (Oct. 22, 2022)  
 Assisted Tackles: 4, at Maryland (Oct. 22, 2022)  
 Tackles for Loss: 1.0 (5x), last vs. UTEP (Sept. 9, 2023)  
 Pass Breakups: 1 (4x), last vs. Maryland (Oct. 28, 2023)  
 Forced Fumbles: 1, at Penn State (Oct. 1, 2022)

**#98 • DUKE OLGES • TE**

Receptions: 2, at Iowa (Oct. 29, 2022)  
 Receiving Yards: 15 (2x), last at Purdue (Nov. 19, 2022)  
 Long Reception: 15, at Purdue (Nov. 19, 2022)  
 Touchdowns: 1, at Iowa (Oct. 29, 2022)

**#99 • HUNTER RENNER • P**

Punt Attempts: 7, vs. Minnesota (Sept. 23, 2023)  
 Long Punt: 54, vs. UTEP (Sept. 9, 2023)  
 Punt Yards: 261, at Nebraska (Oct. 21, 2023)



## LAST TIME IT HAPPENED

## TEAM

## NORTHWESTERN WILDCATS

Scored 60+ Points  
 Scored 50-59 Points  
 Scored 40-49 Points  
 Rushed for 200-299 yards  
 Rushed for 300-399 yards  
 Rushed for 400+ yards  
 Passed for 400+ yards  
 Had 500-599 yards of total offense  
 Had 600+ yards of total offense  
 Won a game on final play (regulation)  
 Won a game in overtime  
 Recorded a safety  
 Recorded a shutout  
 Played No. 1-ranked team  
 Beat No. 1-ranked team  
 Beat a Top-10 team  
 Beat a ranked team  
 Beat two ranked teams in a row

Ranked by AP (media)  
 Ranked by USA Today (coaches)  
 Ranked in College Football Playoff  
 Ranked No. 1 by AP  
 Sellout at home  
 Had consecutive sellouts

NU 61, Illinois 23 (11-18-00)  
 NU 54, Michigan State 40 (10-15-16)  
 NU 43, Maryland 3 (10-24-20)  
 207 vs. Ohio State (11-5-22)  
 373 vs. Ohio (9-25-21)  
 411 vs. Illinois (12-12-20)  
 400 vs. Minnesota (9-23-23)  
 511 vs. Duke (9-10-22)  
 678 vs. Bowling Green (9-16-17)  
 vs. Michigan State, 47-yd FG (9-29-01)  
 vs. Minnesota (9-23-23)  
 vs. Howard (10-7-23)  
 NU 39, Minnesota 0 (11-18-17)  
 #1 Ohio State 54, NU 10 (11-11-06)  
 #3 NU 6, #1 Minnesota 0 (10-31-1936)  
 NU 17, #10 Wisconsin 7 (11-21-20)  
 NU 17, #10 Wisconsin 7 (11-21-20)  
 NU 47, #7 Wisconsin 44 (9-23-00)  
 NU 37, #18 Michigan State 17 (9-30-00)  
 No. 10 (Jan. 12, 2021)  
 No. 10 (Jan. 12, 2021)  
 No. 14 (Dec. 20, 2020)  
 1962  
 47,330, vs. Ohio State (10-18-19)  
 Four straight from Sept. 29-Nov. 3, 2018  
 (vs. Michigan, vs. Nebraska, vs. Wisconsin, vs. Notre Dame)

## INDIVIDUAL

Returned kickoff for a TD  
 Returned punt for a TD  
 Returned INT for a TD  
 Returned fumble for TD  
 Blocked an extra point  
 Blocked a FG attempt  
 Blocked a punt  
 Rushed for 3 or more TDs  
 Rushed for 100 yards  
 Two players rushed for 100 yards

Rushed for 200 yards  
 Rushed for 300 yards  
 Completed 20-29 passes  
 Completed 30+ passes  
 Passed for 3+ TDs  
 Passed for 300-399 yards  
 Passed for 400-499 yards  
 Passed for 500+ yards  
 Scored 3 TDs in a game  
 Scored 4+ TDs in a game  
 2-point conversion  
 Caught 10+ passes  
 100-199 yards receiving  
 200+ yards receiving  
 Two players 100 receiving yards

Score 2 TDs Receiving  
 Scored 3+ TDs receiving  
 Kicked 3 FGs in one game  
 Kicked 4 FGs in one game  
 Kicked 5 FGs in one game  
 Kicked a 50-yard FG  
 Kicked a 70-79 yard punt  
 Kicked an 80-89-yard punt  
 Intercepted 2 passes  
 Intercepted 3 passes  
 Recovered 2+ fumbles  
 Recorded 100+ kickoff return yards  
 Recorded 50+ punt return yards  
 Recorded 100+ punt return yards  
 Recorded 20+ tackles

Solmon Vault (95) at Michigan State (10-15-16)  
 Tony Jones (64) at Purdue (11-22-14)  
 Kyle Queiro (26) vs. Kentucky (12-29-17)  
 AJ Hampton (49) at Wisconsin (11-13-21)  
 Dean Lowry vs. Ball State (9-26-15)  
 Sean McLaughlin vs. Miami (OH) (9-24-22)  
 Anthony Tyus III at Purdue (11-19-22)  
 Evan Hull (4) vs. UMass (11-16-19)  
 Evan Hull (109) at Purdue (11-19-22)  
 Evan Hull (149) vs. Illinois (12-12-20)  
 Cam Porter (142) vs. Illinois (12-12-20)  
 Evan Hull (216) vs. Ohio (9-25-21)  
 Mike Adamle (316), vs. Wisconsin (1969)  
 Brendan Sullivan (23) vs. Iowa (10-29-22)  
 Ben Bryant (33) vs. Minnesota (9-23-23)  
 Ben Bryant (4) vs. Minnesota (9-23-23)  
 Ben Bryant (396) vs. Minnesota (9-23-23)  
 Ryan Hilinski (435) vs. Duke (9-10-22)  
 Mike Kafka (532) vs. Auburn (1-1-10)  
 Andrew Marty (2 passing, 1 rushing) at Duke (9-18-21)  
 Peyton Ramsey (3 passing, 1 rushing) vs. Auburn (1-1-21)  
 Stephon Robinson Jr. (rush) vs. Ohio (9-25-21)  
 Bryce Kirtz (10) vs. Minnesota (9-23-23)  
 Stephon Robinson Jr. (115) vs. Rutgers (10-16-21)  
 Bryce Kirtz (215) vs. Minnesota (9-23-23)  
 Christian Jones (182) at Illinois (11-30-13)  
 Rashad Lawrence (112) at Illinois (11-30-13)  
 Bryce Kirtz (2) vs. Minnesota (9-23-23)  
 Ramaud Chiaokhiao-Bowman (3) at Purdue (11-14-20)  
 Jack Olsen (4) vs. Maryland (10-28-23)  
 Jack Olsen (4) vs. Maryland (10-28-23)  
 Jeff Budzien (5) vs. Boston College (9-5-12)  
 David Wasielewski (51) at Air Force (8-31-02)  
 Jake Collins (70) vs. Rutgers (10-21-18)  
 Hunter Niswander (80) vs. Iowa (10-21-17)  
 Brandon Joseph vs. Wisconsin (11-21-20)  
 Godwin Igwebuike (3) vs. Wisconsin (10-14-14)  
 Jimmy Hall (2) at Notre Dame (11-15-14)  
 Riley Lees (106) vs. Minnesota (11-23-19)  
 Brandon Joseph (111) vs. Indiana State (9-11-21)  
 Brandon Joseph vs. Indiana State (9-11-21)  
 Tim McGarigle (21, 11-10) vs. Michigan (10-29-05)

## OPPONENTS

Wisconsin 70, NU 23 (11-27-10)  
 Nebraska 56, NU 7 (10-2-21)  
 Penn State 41, NU 13 (9-30-23)  
 Minnesota - 244 (9-23-23)  
 Minnesota - 302 (11-12-22)  
 Nebraska - 427 (10-2-21)  
 Purdue - 423 (11-20-21)  
 Wisconsin - 515 (10-8-22)  
 Nebraska - 657 (10-2-21)  
 Nebraska, 24-yd FG (10-5-19)

Rutgers (10-20-18)  
 #15 Iowa 20, NU 0 (10-26-19)  
 Wisconsin 37, #1 NU 6 (11-10-62)  
 Wisconsin 37, #1 NU 6 (11-10-62)

Jehu Chesson (96), Michigan (10-10-15)  
 Ben Niemann (1), Iowa (11-1-14)  
 Sydney Brown (39), Illinois (11-26-22)  
 Sydney Brown (53), Illinois (11-26-22)  
 Andrew Stelter, Minnesota (11-18-17)  
 George Karlaftis, Purdue (11-20-21)  
 Caiden Woullard, Miami (OH) (9-24-22)  
 Mohamed Ibrahim (3), Minnesota (11-12-22)  
 Eden James (177), Howard (10-7-23)  
 Mar'Keise Irving (110), Minnesota (10-30-21)  
 Ky Thomas (106), Minnesota (10-30-21)  
 Kenneth Walker III (264), Michigan State (9-3-21)  
 Trey Sermon (331), Ohio State (12-19-20)  
 Spencer Petras (21), Iowa (10-29-22)  
 Taulia Tagovailoa (30), Maryland (10-28-23)  
 Taulia Tagovailoa (30), Maryland (10-28-23)  
 Casey Thompson (355), Nebraska (8-27-22)  
 Aidan O'Connell (423), Purdue (11-20-21)  
 -  
 Chimere Dike (3 receiving), Wisconsin (10-8-22)  
 Graham Mertz (5 passing), Wisconsin (10-8-22)  
 Adrian Martinez (rush), Nebraska (10-13-18)  
 Chimere Dike (10), Wisconsin (10-8-22)  
 Chimere Dike (185), Wisconsin (10-8-22)  
 Milton Wright (213), Purdue (11-20-21)  
 Jalon Calhoun (108) Duke (9-8-22)  
 Eli Pancol (106), Duke (9-8-22)  
 Chris Olave (2), Ohio State (10-18-19)  
 Chimere Dike (3), Wisconsin (10-8-22)  
 Charlie Ham (3), Duke (9-18-21)  
 Drew Stevens (4), Iowa (10-29-22)  
 -  
 Dragan Kesich (50), Minnesota (9-23-23)  
 Adam Korsak (79), Rutgers (10-20-18)  
 William Przysup (84), Nebraska (10-2-21)  
 Sydney Brown (2) & Devon Witherspoon, Illinois (11-26-22)  
 Mike Rose (3), Purdue (9-27-97)  
 Ben Frye (2), Duke (9-18-21)  
 De'Montre Tuggle (123), Ohio (9-25-21)  
 Donny Navarro III (66), Illinois (11-27-21)  
 Chad Owens (104), Hawaii (11-27-04)  
 Blake Cashman (8-12), Minnesota (11-17-18)



## 2023 ROSTER

No.	Name	Pos.	Ht.	Wt.	Yr.	Hometown / Previous School
0	Coco Azema	DB	5-11	205	Sr.	Cypress, Texas / Langham Creek
0	Cole Freeman	QB	6-0	210	Jr.	Summit, N.J. / Delbarton School
2	Ben Bryant	QB	6-3	220	6th	La Grange, Ill. / Cincinnati
2	Garnett Hollis Jr.	DB	6-2	205	Sr.	Nashville, Tenn. / Battle Ground Academy
3	Ryan Hiliński	QB	6-4	230	Sr.	Orange, Calif. / South Carolina
3	Jaheem Joseph	DB	5-10	190	Sr.	Miami Gardens, Fla. / Monsignor Edward Pace
4	Cam Porter	RB	5-10	220	Sr.	Cincinnati, Ohio / LaSalle
5	Jacob Gill	WR	5-11	190	Jr.	Raleigh, N.C. / Cardinal Gibbons
6	Robert Fitzgerald	DB	6-0	205	So.	Dallas, Texas / Jesuit College Prep
6	Brendan Sullivan	QB	6-3	225	Jr.	Davison, Mich. / Davison
7	Ore Adeyi	DB	5-11	185	Jr.	Mansfield, Texas / Mansfield Legacy
8	A.J. Henning	WR	5-10	185	Sr.	Frankfort, Ill. / Michigan
9	Aidan Gray	QB	6-3	205	Fy.	Naperville, Ill. / Naperville North
9	Devin Turner	DB	6-1	205	So.	Little Elm, Texas / Lone Star
10	Ricky Ahumaraeze	WR	6-4	195	Fy.	Liberty, Mo. / Liberty
10	Theran Johnson	DB	5-11	185	Jr.	Indianapolis, Ind. / North Central
11	Donnie Gray	WR	6-0	210	Jr.	New Haven, Conn. / Deerfield Academy (Mass.)
12	Jack Lausch	QB	6-2	205	So.	Chicago, Ill. / Brother Rice
12	Nigel Williams	DB	6-1	200	Sr.	Richmond, Va. / Collegiate School
13	Preston Bacon	WR	6-2	200	Sr.	Oak Hill, Va. / The Potomac School
13	Josh Fussell	DB	6-0	180	Fy.	West Chester, Ohio / Lakota West
14	Cam Johnson	WR	6-0	205	6th	Nashville, Tenn. / Arizona State
15	Calvin Johnson II	WR	5-11	185	Jr.	French Camp, Miss. / French Camp Academy
16	Frank Covey IV	WR	6-1	190	Fy.	Mount Prospect, Ill. / Prospect
16	Cole Shivers	DB	5-10	180	Fy.	Scottsdale, Ariz. / Saguaro
17	Bryce Kirtz	WR	6-0	190	Sr.	Brownsburg, Ind. / Brownsburg
18	Camp Magee	TE	6-5	205	Fy.	Orlando, Fla. / Edgewater
18	Garner Wallace	DB	6-4	210	Jr.	Pickerington, Ohio / Pickerington Central
19	Reggie Fleurima	WR	6-2	205	So.	Naperville, Ill. / Naperville Central
19	J.J. Lewis	DB	6-0	185	Fy.	Lawndale, Calif. / Leuzinger
20	Joseph Himon II	RB	5-9	185	So.	Little Rock, Ark. / Pulaski Academy
21	Damon Walters	DB	6-1	180	Fy.	Bolingbrook, Ill. / Bolingbrook
22	Evan Smith	DB	5-10	175	So.	Birmingham, Ala. / Oak Mountain
23	Raymond Niro III	WR	5-11	190	Gr.	Barrington, Ill. / Barrington
24	Rod Heard II	DB	5-11	190	Sr.	Farmington Hills, Mich. / Farmington Hills Harrison
25	Caleb Komolafe	RB	5-11	195	Fy.	Katy, Texas / Tompkins
26	Jalen Lewis	DB	5-9	180	Fy.	Westlake Village, Calif. / Oaks Christian
27	Jack Oyola	DB	5-11	195	So.	Alpharetta, Ga. / Alpharetta
27	Anthony Tyus III	RB	6-1	225	Jr.	Portage, Mich. / Portage Northern
28	Braden Turner	DB	5-11	185	So.	Mobile, Ala. / McGill-Toolen Catholic
29	Marcus Cisco	RB	5-9	200	Sr.	Byron Center, Mich. / Byron Center
31	Jake Arthurs	RB	5-9	205	Sr.	Wheaton, Ill. / Wheaton-Warrenville South
32	Bryce Gallagher	LB	6-2	235	Sr.	Raynham, Mass. / St. Sebastian's
33	Braydon Brus	LB	6-1	225	So.	Glendora, Calif. / Glendora
34	Xander Mueller	LB	6-3	235	Sr.	Wheaton, Ill. / Wheaton North
35	Kenny Soares Jr.	LB	6-2	230	So.	Trumbull, Conn. / Avon Old Farms
36	Payton Roth	RB	6-4	200	Fy.	Portland, Ore. / Jesuit
37	Mac Uihlein	LB	6-1	227	Jr.	Lake Forest, Ill. / Lake Forest
38	Joe DeHaan	DB	6-1	200	Sr.	Tinley Park, Ill. / Andrew
39	Albert Kunickis III	RB	6-3	225	So.	Lemont, Ill. / Lemont
40	Jason Reynolds II	LB	6-2	220	So.	McDonough, Ga. / Eagles Landing Christian
41	Jaylen Pate	DL	6-3	270	Gr.	Chicago, Ill. / Wyoming
42	Anto Saka	DL	6-4	245	So.	Phoenix, Md. / Loyola Blakefield
43	Will Halkyard	LS	6-3	215	Sr.	Glen Ellyn, Ill. / Glenbard West
45	Cullen Coleman	LB	6-3	240	Sr.	Port Chester, N.Y. / Rye Country Day
46	Johnny McGuire	LB	6-3	215	Fy.	Chicago, Ill. / Loyola Academy
47	Luke Akers	P	6-2	190	Sr.	Nashville, Tenn. / UCLA
48	Owen Bergin	LB	5-11	205	Sr.	Bloomfield Hills, Mich. / Detroit Country Day
49	Jacob Tabibian	K	5-9	190	Jr.	Lafayette, Calif. / Campolindo
50	P.J. Spencer	DL	6-2	290	Sr.	Prairie Village, Kan. / Shawnee Mission East
51	Miles Crutchley	LB	6-0	220	So.	Scottsdale, Ariz. / Saguaro
52	Richie Hagarty	DL	6-3	255	Gr.	New Palestine, Ind. / Southern Illinois
53	Jaiden Cameron	DL	6-3	260	Sr.	Clayton, Ohio / Northmont
54	Tyler Gant	DL	6-3	280	Fy.	St. Louis, Mo. / Christian Brothers College
55	Dylan Roberts	DL	6-3	295	Fy.	Phoenix, Ariz. / Centennial
56	Josh Thompson	OL	6-5	315	Jr.	Fenton, Mich. / Fenton
57	Greyson Metz	LB	6-3	225	Sr.	Glen Ellyn, Ill. / Glenbard West
59	Mason Green	DL	6-2	230	Fy.	Brentwood, Tenn. / Ravenswood
62	Alex Doost	OL	6-7	295	Fy.	Phoenix, Ariz. / Mountain Ridge
63	Dom D'Antonio	OL	6-4	295	Sr.	Woodstock, Ga. / Etowah
64	Anthony Birsá	OL	6-5	290	Fy.	Plainfield, Ill. / Joliet Catholic Academy
65	Jackson Carsello	OL	6-4	295	Jr.	Northbrook, Ill. / Glenbrook North
66	Braeden Edwards	OL	6-6	300	Jr.	West Des Moines, Iowa / Valley
68	Josh Priebe	OL	6-5	310	Sr.	Niles, Mich. / Edwardsburg
71	Ben Wrather	OL	6-6	310	Sr.	Powell, Ohio / Olentangy Liberty
72	Caleb Tiernan	OL	6-7	325	Jr.	Livonia, Mich. / Detroit Country Day
73	Deuce McGuire	OL	6-5	310	So.	Chicago, Ill. / Marist

No.	Name	Pos.	Ht.	Wt.	Yr.	Hometown / Previous School
74	Nick Herzog	OL	6-4	300	So.	Stilwell, Kan. / Blue Valley
75	Jordan Knox	OL	6-2	300	Fy.	Rock Hill, S.C. / Northwestern HS
78	Luka Trifunovic	OL	6-4	295	Sr.	Carlsbad, Calif. / La Costa Canyon
79	Zachary Franks	OL	6-6	315	Sr.	Baltimore, Md. / The Gilman School
81	Chris Petrucci	TE	6-4	225	So.	Park Ridge, Ill. / Maine South
82	Quintin O'Connell	WR	6-0	190	Gr.	New Canaan, Conn. / New Canaan
82	Jack Olsen	K	5-10	190	Sr.	Wheaton, Ill. / Wheaton-Warrenville
83	Blake Van Buren	TE	6-4	230	So.	Middleton, Wis. / Middleton
84	Hunter Welcing	TE	6-3	237	Sr.	Deer Park, Ill. / Lake Zurich
85	Jack Kennedy	WR	6-0	200	Sr.	Cleveland Heights, Ohio / St. Ignatius
86	Lawson Albright	TE	6-5	237	Jr.	Greensboro, N.C. / Grimsley
87	Jack Fitzgerald	TE	6-4	240	Fy.	Wilmette, Ill. / Loyola Academy
87	Thomas Gordon	TE	6-5	245	Sr.	Houston, Texas / Strake Jesuit College Prep
88	Marshall Lang	TE	6-4	245	Sr.	Cincinnati, Ohio / St. Xavier
89	Charlie Mangieri	TE	6-4	255	Gr.	Peoria, Ill. / Dunlap
90	Carmine Bastone	DL	6-2	300	Jr.	St. Charles, Ill. / St. Charles North
91	Aidan Hubbard	DL	6-4	260	Jr.	Cleveland, Ohio / St. Ignatius
92	Matt Lawson	DL	6-0	280	Gr.	Ontario, Calif. / Fresno State
93	Brendan Flakes	DL	6-4	280	So.	Winter Garden, Fla. / West Orange
94	Henry Helms	K	6-1	170	Fy.	Chicago, Ill. / Saint Ignatius College Prep
94	R.J. Pearson	DL	6-3	290	Gr.	Montgomery, Ala. / Bethune-Cookman
95	Najee Story	DL	6-4	285	Jr.	Solon, Ohio / Solon
96	Michael Kilbane	DL	6-5	250	Fy.	Lakewood, Ohio / St. Edward
97	Sean McLaughlin	DL	6-6	270	Sr.	Frankfort, Ill. / Lincoln-Way East
98	Duke Olges	TE	6-4	270	Sr.	Winnetka, Ill. / New Trier
99	Hunter Renner	P	6-2	230	Sr.	Mishawaka, Ind. / Marian

Coaching Staff	Position	Season at Northwestern
David Braun	Interim Head Coach / Defensive Coordinator	1st
Mike Bajakian	Offensive Coordinator / Quarterbacks	4th
Matt MacPherson	Associate Head Coach / Defensive Backs	17th
Jeff Genyk	Special Teams Coordinator / Tight Ends	16th
Kurt Anderson	Assistant Coach / Offensive Line	5th
Chris Foster	Assistant Coach / Running Backs	1st
Christian Smith	Assistant Coach / Defensive Line	1st
Tim McGarigle	Assistant Coach / Linebackers	6th
Armon Binns	Assistant Coach / Wide Receivers	1st
LaMarcus Hicks	Assistant Coach / Cornerbacks	1st
D.J. Vokolek	Assistant Coach / Defense	1st

## PRONUNCIATION GUIDE

ORE ADEYI	.....(or-E ah-DAY-ee)
Ricky AHUMARAEZE	.....(Ah-mah-rah-zee)
Coco AZEMA	.....(AH-zah-mah)
Carmine BASTONE	.....(bah-stone)
Owen BERGIN	.....(BURRG-in)
Frank COVEY IV	.....(CUH-vee)
Dom D'ANTONIO	.....(DAN-tonio)
Josh FUSSELL	.....(FUSS-uhl)
THERAN Johnson	.....(th-AIR-in)
Caleb KOMOLAFE	.....(Komo-LAH-fay)
XANDER Mueller	.....(ZAN-der)
Raymond NIRO III	.....(NYE-row)
Duke OLGES	.....(OHL-gizz)
Josh PRIEBE	.....(PREEB)
Cole SHIVERS	.....(SHY-vurs)
NAJEE Story	.....(NAH-jee)
Jacob TABIBIAN	.....(TAH-bib-ian)
Luka TRIFUNOVIC	.....(tree-FOON-o-vick)
Mac UIHLEIN	.....(U-line)
Ben WRATHER	.....(Ra-thur)



## THE BRAUN FILE

- 2x FCS National Champion
- 2021 FCS Coordinator of the Year
- AFCA 35 Under 35 Coaches



## INTERIM HEAD COACH DAVID BRAUN

Two-time national champion defensive coordinator David Braun was named Northwestern University's interim head football coach for the 2023 season on July 14 by Vice President for Athletics & Recreation Dr. Derrick Gragg.

Braun came to Evanston in January 2023 as the defensive coordinator after working in the same role at Division I FCS powerhouse North Dakota State for four seasons and leading the Bison to two FCS National Championships in 2019 and 2021. Under Braun the Bison had the No. 1 scoring defense in the FCS twice over the last four seasons, including 2021 (allowed 11.1 points per game) when he was named the Football Scoop FCS Coordinator of the Year.

In 2019, the Bison held opponents to 12.3 points per game, ranked first in FCS in passing yards allowed (138.6 ypg), second in total defense (274.7 ypg), and second in passing efficiency defense (104.8). The defense recorded 17 total interceptions as NDSU went 16-0 and won the national championship.

His career began at Winona State (Minn.), where he played on the defensive line, serving as team captain, earning two all-conference honors, and helping his team to three Northern Sun Intercollegiate Conference Championships and three NCAA Division II Playoff appearances. After graduating in 2008 with a bachelor's degree in social science education, Braun joined the Winona State coaching staff as a graduate assistant.

Braun then served as the defensive coordinator at Culver-Stockton (Mo.) for one year in 2010, before heading back to Winona State to serve as the co-defensive coordinator and linebackers coach from 2011-2014. Braun worked the next two seasons at UC Davis coaching the defensive line going to Northern Iowa for two seasons where he coached the defensive line and outside linebackers and earning run game and special teams coordinator duties. In addition to his role as defensive coordinator at NDSU, he coached the team's safeties.

Braun and his wife, Kristin, are the parents of three: sons Lucas and Andrew, and daughter Blake.

## PRIOR COACHING EXPERIENCE

Year	School	Position
2019-22	North Dakota St.	Defensive Coordinator / Safeties
2018	Northern Iowa	Special Teams Coordinator / Outside LBs
2017	Northern Iowa	Run Game Coordinator / Defensive Line
2015-16	UC Davis	Defensive Line
2011-14	Winona State	Co-Defensive Coordinator / Linebackers
2010	Culver-Stockton	Defensive Coordinator / Linebackers
2008-09	Winona State	Graduate Assistant



## FIRST-TIME HEAD COACHES IN FBS

Coach	School	Conference
Kenny Dillingham	Arizona State	Pac-12
Biff Poggi	Charlotte	AAC
Tim Beck	Coastal Carolina	Sun Belt
Kenni Burns	Kent State	MAC
Zach Arnett	Mississippi State	SEC
Brian Newberry	Navy	AAC
David Braun	Northwestern	Big Ten
Ryan Walters	Purdue	Big Ten
Trent Dilfer	UAB	AAC
Alex Golesh	USF	AAC
Lance Taylor	Western Michigan	MAC

+ Georgia Tech's Brent Key is not included in the list due to assuming the interim title for the final 8 games of 2022.

## BIG TEN HEAD COACHES

Coach	School	Year at School
Bret Bielema	Illinois	3rd
Tom Allen	Indiana	7th
Kirk Ferentz	Iowa	25th
Mike Locksley	Maryland	5th
Jim Harbaugh	Michigan	9th
Mel Tucker	Michigan State	4th
P.J. Fleck	Minnesota	7th
Matt Rhule	Nebraska	1st
David Braun	Northwestern	1st
Ryan Day	Ohio State	5th
James Franklin	Penn State	10th
Ryan Walters	Purdue	1st
Greg Schiano	Rutgers	15th
Luke Fickell	Wisconsin	1st





**2023-24 Northwestern Football**  
**Game Results**  
**All games**

Page 1/1  
as of Nov 01, 2023

**Team Results**

	Date	Opponent		Score	Overall	Conf	Time	Attend
*	09/03/2023	at Rutgers	L	7-24	0-1	0-1	3:26	53026
	09/09/2023	UTEP	W	38-7	1-1	0-1	3:00	14851
	09/16/2023	at Duke	L	14-38	1-2	0-1	2:52	18141
*	09/23/2023	Minnesota	Wot1	37-34	2-2	1-1	3:40	20148
*	09/30/2023	Penn St.	L	13-41	2-3	1-2	3:17	25064
	10/07/2023	Howard	W	23-20	3-3	1-2	3:11	22160
*	10/21/2023	at Nebraska	L	9-17	3-4	1-3	2:59	86769
*	10/28/2023	Maryland	W	33-27	4-4	2-3	3:21	19286





**2023-24 Northwestern Football**  
**Team Game-by-Game**  
**All games**

Page 1/1  
as of Nov 01, 2023

Date	Opponent	Rushing				Receiving				Passing				Kick Returns				Punt Returns				tot		
		no.	yds	td	lg	no.	yds	td	lg	cmp	att	int	yds	td	lg	no.	yds	td	lg	no.	yds	td	lg	off
09/03/2023	at Rutgers	22	12	0	15	24	189	1	26	24	41	2	189	1	26	0	0	0	0	0	0	0	0	201
09/09/2023	UTEP	39	184	3	46	13	207	2	85	13	20	0	207	2	85	1	18	0	18	0	0	0	0	391
09/16/2023	at Duke	30	104	1	25	22	163	1	20	22	40	1	163	1	20	4	101	0	28	1	-3	0	0	267
09/23/2023	Minnesota	29	92	1	14	34	400	4	80	34	51	0	400	4	80	0	0	0	0	0	0	0	0	492
09/30/2023	Penn St.	32	45	1	18	16	130	0	22	16	31	1	130	0	22	3	78	0	36	1	15	0	15	175
10/07/2023	Howard	46	181	1	35	13	131	2	35	13	18	0	131	2	35	4	49	0	30	1	1	0	1	312
10/21/2023	at Nebraska	39	81	0	39	12	176	0	66	12	23	1	176	0	66	2	40	0	24	1	-1	0	0	257
10/28/2023	Maryland	40	99	1	18	16	265	2	53	16	23	0	265	2	53	4	110	0	61	1	5	0	5	364
Northwestern		277	798	8	46	150	1661	12	85	150	247	5	1661	12	85	18	396	0	61	5	17	0	15	2459
Opponents		302	1314	16	64	140	1497	10	44	140	226	6	1497	10	44	20	348	0	36	7	7	0	5	2811

**Northwestern Averages**

Games	Avg/ rush	Avg/ catch	Pass effc	KR avg	PR avg	All purpose avg/game	Total offense avg/game
8	2.9	11.1	129.2	22.0	3.4	363.8	307.4

Date	Opponent	Tackles				Sacks no-yds	Fumble		Pass Defense			blkd kick	PAT attempts			off		
		ua	a	total	tfl-yds		ff	fr-yds	int-yds	qbh	brup		kick	kick	rush	rcv	saf	t/o
09/03/2023	at Rutgers	21	64	85	2.0-4	0-0	0	1-0	0-0	1	2	0	1-1	0	0	0	7	7
09/09/2023	UTEP	48	16	64	9.0-26	4-18	0	0-0	3-28	2	3	0	5-5	0	0	0	7	38
09/16/2023	at Duke	24	46	70	5.0-12	2-9	0	0-0	0-0	1	1	0	2-2	0	0	0	0	14
09/23/2023	Minnesota	34	28	62	4.0-8	0-0	0	0-0	0-0	2	3	0	4-4	0	0	0	0	37
09/30/2023	Penn St.	41	28	69	2.0-10	1-9	3	1-0	0-0	3	4	0	1-1	0	0	0	3	13
10/07/2023	Howard	48	4	52	5.0-34	3-29	1	0-0	0-0	3	2	0	3-3	0	0	1	0	23
10/21/2023	at Nebraska	28	32	60	2.0-4	0-0	1	0-0	2-10	0	3	0	0-0	0	0	0	3	9
10/28/2023	Maryland	48	14	62	9.0-33	6-26	1	1-6	1-0	3	4	0	3-3	0	0	0	0	33
Northwestern		292	232	524	38.0-131	16-91	6	3-6	6-38	15	22	0	19-19	0	0	1	20	174
Opponents		305	202	507	63.0-282	35-212	4	1-6	5-39	27	29	0	25-25	0	0	0	21	208

Date	Opponent	Punting										Field Goals			Kickoffs				
		no.	yds	avg	long	blkd	tb	fc	50+	i20	md	att	long	blkd	no.	yds	avg	tb	ob
09/03/2023	at Rutgers	6	239	39.8	49	0	1	2	0	0	0	0	0	0	2	129	64.5	1	0
09/09/2023	UTEP	4	165	41.3	54	0	0	1	1	2	1	1	40	0	7	426	60.9	1	0
09/16/2023	at Duke	5	172	34.4	46	0	0	1	0	2	0	0	0	0	3	160	53.3	0	0
09/23/2023	Minnesota	7	260	37.1	46	0	0	5	0	1	1	1	37	0	6	338	56.3	3	0
09/30/2023	Penn St.	6	224	37.3	46	0	0	3	0	1	2	2	33	0	4	255	63.8	2	0
10/07/2023	Howard	4	139	34.8	43	0	0	1	0	1	0	0	0	0	4	233	58.3	0	0
10/21/2023	at Nebraska	7	298	42.6	52	0	0	2	3	4	3	4	45	0	4	256	64.0	2	0
10/28/2023	Maryland	4	152	38.0	51	0	0	2	1	1	4	4	47	0	8	380	47.5	0	0
<b>Northwestern</b>		<b>43</b>	<b>1649</b>	<b>38.3</b>	<b>54</b>	<b>0</b>	<b>1</b>	<b>17</b>	<b>5</b>	<b>12</b>	<b>11</b>	<b>12</b>	<b>47</b>	<b>0</b>	<b>38</b>	<b>2177</b>	<b>57.3</b>	<b>9</b>	<b>0</b>
<b>Opponents</b>		<b>35</b>	<b>1444</b>	<b>41.3</b>	<b>56</b>	<b>0</b>	<b>3</b>	<b>13</b>	<b>5</b>	<b>19</b>	<b>9</b>	<b>11</b>	<b>50</b>	<b>0</b>	<b>44</b>	<b>2583</b>	<b>58.7</b>	<b>21</b>	<b>0</b>



**2023-24 Northwestern Football  
Opponents Game-by-Game  
All games**

Page 1/1  
as of Nov 01, 2023

Date	Opponent	Rushing				Receiving				Passing				Kick Returns				Punt Returns				tot	
		no.	yds	td	lg	no.	yds	td	lg	cmp	att	int	yds	td	lg	no.	yds	td	lg	no.	yds	td	lg
09/03/2023	at Rutgers	44	122	2	15	17	163	1	20	17-29-0	163	1	20	0	0	0	0	1	-1	0	0		285
09/09/2023	UTEP	35	104	0	16	19	215	1	36	19-30-3	215	1	36	4	83	0	28	1	5	0	5		319
09/16/2023	at Duke	40	268	5	33	15	219	0	34	15-20-0	219	0	34	1	16	0	16	0	0	0	0		487
09/23/2023	Minnesota	42	244	2	43	14	153	2	27	14-19-0	153	2	27	2	20	0	14	0	0	0	0		397
09/30/2023	Penn St.	39	134	3	16	19	219	2	35	19-34-0	219	2	35	2	26	0	19	1	2	0	2		353
10/07/2023	Howard	36	162	3	64	18	169	0	24	18-30-0	169	0	24	2	32	0	21	2	0	0	1		331
10/21/2023	at Nebraska	39	163	1	24	8	85	1	44	8-17-2	85	1	44	2	55	0	36	1	1	0	1		248
10/28/2023	Maryland	27	117	0	36	30	274	3	24	30-47-1	274	3	24	7	116	0	34	1	0	0	0		391
Opponents		302	1314	16	64	140	1497	10	44	140-226-6	1497	10	44	20	348	0	36	7	7	0	5		2811
Northwestern		277	798	8	46	150	1661	12	85	150-247-5	1661	12	85	18	396	0	61	5	17	0	15		2459

**Opponents Averages**

Games	Avg/ rush	Avg/ catch	Pass effc	KR avg	PR avg	All purpose avg/game	Total offense avg/game
8	4.4	10.7	126.9	17.4	1.0	400.6	351.4

Date	Opponent	Tackles				Sacks		Fumble		Pass Defense			blkd	PAT attempts			off	
		ua	a	total	tfl-yds	no-yds	ff	fr-yds	int-yds	qbh	brup	kick	kick	rush	rcv	saf	t/o	pts
09/03/2023	at Rutgers	27	34	61	8.0-46	5-37	2	0-0	2-0	2	5	0	3-3	0	0	0	0	24
09/09/2023	UTEP	43	10	53	5.0-17	2-12	0	0-0	0-0	0	4	0	1-1	0	0	0	0	7
09/16/2023	at Duke	25	54	79	5.0-17	2-11	0	0-0	1-5	3	5	0	5-5	0	0	0	7	38
09/23/2023	Minnesota	44	16	60	6.0-28	2-14	2	1-6	0-0	7	5	0	4-4	0	0	0	7	34
09/30/2023	Penn St.	44	8	52	12.0-59	7-47	0	0-0	1-34	6	3	0	5-5	0	0	0	7	41
10/07/2023	Howard	54	8	62	6.0-33	4-28	0	0-0	0-0	1	1	0	2-2	0	0	0	0	20
10/21/2023	at Nebraska	28	42	70	13.0-62	8-51	0	0-0	1-0	3	4	0	2-2	0	0	0	0	17
10/28/2023	Maryland	40	30	70	8.0-20	5-12	0	0-0	0-0	5	2	0	3-3	0	0	0	0	27
<b>Opponents</b>		<b>305</b>	<b>202</b>	<b>507</b>	<b>63.0-282</b>	<b>35-212</b>	<b>4</b>	<b>1-6</b>	<b>5-39</b>	<b>27</b>	<b>29</b>	<b>0</b>	<b>25-25</b>	<b>0</b>	<b>0</b>	<b>0</b>	<b>21</b>	<b>208</b>
<b>Northwestern</b>		<b>292</b>	<b>232</b>	<b>524</b>	<b>38.0-131</b>	<b>16-91</b>	<b>6</b>	<b>3-6</b>	<b>6-38</b>	<b>15</b>	<b>22</b>	<b>0</b>	<b>19-19</b>	<b>0</b>	<b>0</b>	<b>1</b>	<b>20</b>	<b>174</b>

Date	Opponent	Punting										Field Goals			Kickoffs				
		no.	yds	avg	long	blkd	tb	fc	50+	i20	md-att	long	blkd	no.	yds	avg	tb	ob	
09/03/2023	at Rutgers	5	197	39.4	44	0	0	3	0	4	1-2	32	0	5	325	65.0	5	0	
09/09/2023	UTEP	4	157	39.3	44	0	0	2	0	2	0-1	0	0	2	98	49.0	0	0	
09/16/2023	at Duke	1	53	53.0	53	0	0	0	1	1	1-1	35	0	7	441	63.0	2	0	
09/23/2023	Minnesota	7	295	42.1	56	0	2	2	1	3	2-2	50	0	6	390	65.0	6	0	
09/30/2023	Penn St.	4	187	46.8	50	0	0	2	1	2	2-2	47	0	8	516	64.5	5	0	
10/07/2023	Howard	3	100	33.3	54	0	1	0	1	0	0-0	0	0	6	223	37.2	0	0	
10/21/2023	at Nebraska	7	287	41.0	55	0	0	3	1	4	1-1	47	0	4	245	61.3	1	0	
10/28/2023	Maryland	4	168	42.0	46	0	0	1	0	3	2-2	34	0	6	345	57.5	2	0	
Opponents		35	1444	41.3	56	0	3	13	5	19	9-11	50	0	44	2583	58.7	21	0	
Northwestern		43	1649	38.3	54	0	1	17	5	12	11-12	47	0	38	2177	57.3	9	0	



2023-24 Northwestern Football  
Overall Team Statistics  
All games

Page 1/2  
as of Nov 01, 2023

Team Statistics

	NU	OPP
<b>Scoring</b>	<b>174</b>	<b>208</b>
Points per game	21.8	26.0
Points Off Turnovers	20	21
<b>First Downs</b>	<b>139</b>	<b>154</b>
Rushing	56	75
Passing	69	71
Penalty	14	8
<b>Rushing Yardage</b>	<b>798</b>	<b>1314</b>
Yards gained rushing	1088	1464
Yards lost rushing	290	150
Rushing attempts	277	302
Average per rush	2.9	4.4
Average per game	99.8	164.3
TDs Rushing	8	16
<b>Passing Yardage</b>	<b>1661</b>	<b>1497</b>
Comp-Att-Int	150-247-5	140-226-6
Average per pass	6.7	6.6
Average per catch	11.1	10.7
Average per game	207.6	187.1
TDs Passing	12	10
<b>Total offense</b>	<b>2459</b>	<b>2811</b>
Total plays	524	528
Average per play	4.7	5.3
Average per game	307.4	351.4
<b>Kick returns: #-Yards</b>	<b>18-396</b>	<b>20-348</b>
<b>Punt returns: #-Yards</b>	<b>5-17</b>	<b>7-7</b>
<b>Int returns: #-Yards</b>	<b>6-38</b>	<b>5-39</b>
<b>Kick return average</b>	<b>22.0</b>	<b>17.4</b>
<b>Punt return average</b>	<b>3.4</b>	<b>1.0</b>
<b>Int return average</b>	<b>6.3</b>	<b>7.8</b>
<b>Fumbles-Lost</b>	<b>7-1</b>	<b>11-3</b>
<b>Penalties-Yards</b>	<b>44-366</b>	<b>37-331</b>
Average per game	45.8	41.4
<b>Punts-Yards</b>	<b>43-1649</b>	<b>35-1444</b>
Average per punt	38.3	41.3
Net punt average	37.7	39.1
<b>Kickoffs-Yards</b>	<b>38-2177</b>	<b>44-2583</b>
Average per kick	57.3	58.7
Net kick average	38.3	36.5
<b>Time of possession / game</b>	<b>27:52</b>	<b>31:19</b>
<b>3rd-down conversion</b>	<b>46/115</b>	<b>44/111</b>
3rd-down pct	40%	40%
<b>4rd-down conversion</b>	<b>2/10</b>	<b>9/15</b>





2023-24 Northwestern Football  
Overall Team Statistics  
All games

Page 2/2  
as of Nov 01, 2023

	NU	OPP
4rd-down pct	20%	60%
<b>Sacks by-Yards</b>	<b>16-91</b>	<b>35-212</b>
<b>Misc Yards</b>	<b>0</b>	<b>0</b>
<b>Touchdowns scored</b>	<b>20</b>	<b>26</b>
<b>Field goals - attempts</b>	<b>11-12</b>	<b>9-11</b>
<b>On-Side kicks</b>	<b>0-0</b>	<b>0-1</b>
<b>Red-zone scores</b>	<b>(24-26) 92%</b>	<b>(25-31) 81%</b>
<b>Red-zone touchdowns</b>	<b>(15-26) 58%</b>	<b>(20-31) 65%</b>
<b>PAT-attempts</b>	<b>(19-19) 100%</b>	<b>(25-25) 100%</b>
<b>2-point conversion-attempts</b>	<b>(0-0) 0%</b>	<b>(0-1) 0%</b>
<b>Attendance</b>	<b>101509</b>	<b>157936</b>
Games / Avg per game	5/20302	3/52645
Neutral site games	-	0/0

Score by Periods

Team	1st	2nd	3rd	4th	OT	TOT
Northwestern	36	41	34	57	6	174
Opponents	48	54	55	48	3	208



**2023-24 Northwestern Football**  
**Overall Defense Statistics**  
**All games**

Page 1/1  
as of Nov 01, 2023

**Team Defense**

			Tackles				Sacks	Pass defense			Fumbles	blkd		
##	Player	gp	ua	a	tot	tfl/yds	no-yds	int-yds	brup	qbh	fr-yds	ff	kick	saf
32	Bryce Gallagher	8	25	45	70	3.5-16	1-12	1-0	1	.	1-6	2	.	.
34	Xander Mueller	8	28	27	55	8-34	4.5-28	1-28	1	.	.	.	.	1
0	Coco Azema	8	25	18	43	.	.	1-0	1	.	.	.	.	.
24	Rod Heard II	8	27	14	41	3-4	1-2	1-10	2	.	.	1	.	.
9	Devin Turner	8	25	15	40	1-1	.	1-0	4	.	.	.	.	.
2	Garnett Hollis Jr.	8	19	9	28	1-2	.	.	2	.	.	.	.	.
10	Theran Johnson	7	18	8	26	1-2	.	.	2	.	.	.	.	.
52	Richie Hagarty	6	10	14	24	3-13	1.5-11	.	1	1	.	.	.	.
35	Kenny Soares Jr.	8	13	10	23	1-4	.	.	1	2	1-0	.	.	.
41	Jaylen Pate	8	9	9	18	.	.	.	.	1	.	.	.	.
90	Carmine Bastone	8	6	9	15	0.5-0	.	.	.	3	.	.	.	.
37	Mac Uihlein	6	12	3	15	1.5-4	.	.	1	.	.	.	.	.
7	Ore Adeyi	8	7	6	13	.	.	.	1	.	.	.	.	.
91	Aidan Hubbard	8	11	1	12	4.5-11	4-10	.	.	1	.	.	.	.
50	PJ Spencer	8	1	11	12	0.5-1	.	.	.	.	.	.	.	.
95	Najee Story	8	6	6	12	.	.	.	1	1	.	.	.	.
3	Jaheem Joseph	8	6	4	10	.	.	.	.	.	.	.	.	.
42	Anto Saka	8	5	4	9	3-20	3-20	.	.	1	.	1	.	.
93	Brendan Flakes	7	4	5	9	1-3	.	.	.	.	.	.	.	.
6	Robert Fitzgerald	8	6	2	8	.	.	.	.	.	.	.	.	.
97	Sean McLaughlin	8	6	1	7	1-2	.	.	3	3	.	.	.	.
94	Reginald Pearson	7	4	1	5	1.5-10	1-8	.	.	.	.	1	.	.
22	Evan Smith	8	2	3	5	0.5-1	.	.	.	.	.	.	.	.
28	Braden Turner	6	3	1	4	1-1	.	.	.	.	1-0	.	.	.
57	Greyson Metz	7	1	3	4	.	.	.	.	.	.	.	.	.
33	Braydon Brus	7	2	1	3	0.5-0	.	.	.	.	.	1	.	.
38	Joe DeHaan	3	2	.	2	.	.	1-0	.	.	.	.	.	.
92	Matt Lawson	1	1	.	1	1-2	.	.	.	.	.	.	.	.
31	Jake Arthurs	2	1	.	1	.	.	.	.	.	.	.	.	.
55	Dylan Roberts	3	1	.	1	.	.	.	.	.	.	.	.	.
72	Caleb Tiernan	8	1	.	1	.	.	.	.	.	.	.	.	.
63	Dom D'Antonio	8	1	.	1	.	.	.	.	.	.	.	.	.
14	Cam Johnson	8	1	.	1	.	.	.	.	.	.	.	.	.
47	Luke Akers	3	1	.	1	.	.	.	.	.	.	.	.	.
53	Jaiden Cameron	1	1	.	1	.	.	.	.	.	.	.	.	.
43	William Halkyard	8	.	1	1	.	.	.	.	.	.	.	.	.
25	Caleb Komolafe	3	1	.	1	.	.	.	.	.	.	.	.	.
45	Cullen Coleman	1	.	.	.	.	.	.	1	.	.	.	.	.
96	Michael Kilbane	3	.	.	.	.	.	.	.	2	.	.	.	.
	Totals	8	292	232	524	38-131	16-91	6-38	22	15	3-6	6	0	1
	Opponents	8	305	202	507	63-282	35-212	5-39	29	27	1-6	4	0	0



2023-24 Northwestern Football  
Team Game Highs  
All games

Page 1/1  
as of Nov 01, 2023

Northwestern - Game Highs

RUSHES	46	Howard (10/07/2023)
YARDS RUSHING	184	UTEP (09/09/2023)
YARDS PER RUSH	4.7	UTEP (09/09/2023)
TD RUSHES	3	UTEP (09/09/2023)
PASS ATTEMPTS	51	Minnesota (09/23/2023)
PASS COMPLETIONS	34	Minnesota (09/23/2023)
YARDS PASSING	400	Minnesota (09/23/2023)
YARDS PER PASS	11.5	Maryland (10/28/2023)
TD PASSES	4	Minnesota (09/23/2023)
TOTAL PLAYS	80	Minnesota (09/23/2023)
TOTAL OFFENSE	492	Minnesota (09/23/2023)
YARDS PER PLAY	6.6	UTEP (09/09/2023)
POINTS	38	UTEP (09/09/2023)
SACKS BY	6	Maryland (10/28/2023)
FIRST DOWNS	25	Minnesota (09/23/2023)
PENALTIES	8 8 8 8	Maryland (10/28/2023) at Nebraska (10/21/2023) Howard (10/07/2023) Minnesota (09/23/2023)
PENALTY YARDS	87	Minnesota (09/23/2023)
TURNOVERS	2	at Rutgers (09/03/2023)
PUNTS	7 7	at Nebraska (10/21/2023) Minnesota (09/23/2023)
PUNTING AVG	42.6	at Nebraska (10/21/2023)
LONG PUNT	54	UTEP (09/09/2023)
PUNTS INSIDE 20	4	at Nebraska (10/21/2023)
LONG PUNT RETURN	15	Penn St. (09/30/2023)





**2023-24 Northwestern Football**  
**Opponent Match Highs**  
**All games**

Page 1/1  
as of Nov 01, 2023

**Opponent - Game Highs**

<b>RUSHES</b>	44	at Rutgers (09/03/2023)
<b>YARDS RUSHING</b>	268	at Duke (09/16/2023)
<b>YARDS PER RUSH</b>	6.7	at Duke (09/16/2023)
<b>TD RUSHES</b>	5	at Duke (09/16/2023)
<b>PASS ATTEMPTS</b>	47	Maryland (10/28/2023)
<b>PASS COMPLETIONS</b>	30	Maryland (10/28/2023)
<b>YARDS PASSING</b>	274	Maryland (10/28/2023)
<b>YARDS PER PASS</b>	11.0	at Duke (09/16/2023)
<b>TD PASSES</b>	3	Maryland (10/28/2023)
<b>TOTAL PLAYS</b>	74	Maryland (10/28/2023)
<b>TOTAL OFFENSE</b>	487	at Duke (09/16/2023)
<b>YARDS PER PLAY</b>	8.1	at Duke (09/16/2023)
<b>POINTS</b>	41	Penn St. (09/30/2023)
<b>SACKS BY</b>	8	at Nebraska (10/21/2023)
<b>FIRST DOWNS</b>	25	Maryland (10/28/2023)
	25	at Duke (09/16/2023)
<b>PENALTIES</b>	8	Howard (10/07/2023)
<b>PENALTY YARDS</b>	69	Maryland (10/28/2023)
<b>TURNOVERS</b>	3	UTEP (09/09/2023)
<b>PUNTS</b>	7	at Nebraska (10/21/2023)
	7	Minnesota (09/23/2023)
<b>PUNTING AVG</b>	53.0	at Duke (09/16/2023)
<b>LONG PUNT</b>	56	Minnesota (09/23/2023)
<b>PUNTS INSIDE 20</b>	4	at Nebraska (10/21/2023)
	4	at Rutgers (09/03/2023)
<b>LONG PUNT RETURN</b>	5	UTEP (09/09/2023)



2023-24 Northwestern Football  
Team Match Lows  
All games

Page 1/1  
as of Nov 01, 2023

Northwestern - Game Lows

RUSHES	22	at Rutgers (09/03/2023)
YARDS RUSHING	12	at Rutgers (09/03/2023)
YARDS PER RUSH	0.5	at Rutgers (09/03/2023)
TD RUSHES	0 0	at Nebraska (10/21/2023) at Rutgers (09/03/2023)
PASS ATTEMPTS	18	Howard (10/07/2023)
PASS COMPLETIONS	12	at Nebraska (10/21/2023)
YARDS PASSING	130	Penn St. (09/30/2023)
YARDS PER PASS	4.1	at Duke (09/16/2023)
TD PASSES	0 0	at Nebraska (10/21/2023) Penn St. (09/30/2023)
TOTAL PLAYS	59	UTEP (09/09/2023)
TOTAL OFFENSE	175	Penn St. (09/30/2023)
YARDS PER PLAY	2.8	Penn St. (09/30/2023)
POINTS	7	at Rutgers (09/03/2023)
SACKS BY	0 0 0	at Nebraska (10/21/2023) Minnesota (09/23/2023) at Rutgers (09/03/2023)
FIRST DOWNS	12 12	at Nebraska (10/21/2023) Penn St. (09/30/2023)
PENALTIES	1	at Duke (09/16/2023)
PENALTY YARDS	8	at Duke (09/16/2023)
INTERCEPTIONS BY	0 0 0 0 0	Howard (10/07/2023) Penn St. (09/30/2023) Minnesota (09/23/2023) at Duke (09/16/2023) at Rutgers (09/03/2023)
PUNTS	4 4 4	Maryland (10/28/2023) Howard (10/07/2023) UTEP (09/09/2023)
PUNTING AVG	34.4	at Duke (09/16/2023)
LONG PUNT	43	Howard (10/07/2023)
PUNTS INSIDE 20	0	at Rutgers (09/03/2023)
LONG PUNT RETURN	0 0 0 0 0	at Nebraska (10/21/2023) Minnesota (09/23/2023) at Duke (09/16/2023) UTEP (09/09/2023) at Rutgers (09/03/2023)



2023-24 Northwestern Football  
Opponent Match Lows  
All games

Page 1/1  
as of Nov 01, 2023

Opponent - Game Lows

RUSHES	27	Maryland (10/28/2023)
YARDS RUSHING	104	UTEP (09/09/2023)
YARDS PER RUSH	2.8	at Rutgers (09/03/2023)
TD RUSHES	0	Maryland (10/28/2023)
	0	UTEP (09/09/2023)
PASS ATTEMPTS	17	at Nebraska (10/21/2023)
PASS COMPLETIONS	8	at Nebraska (10/21/2023)
YARDS PASSING	85	at Nebraska (10/21/2023)
YARDS PER PASS	5.0	at Nebraska (10/21/2023)
TD PASSES	0	Howard (10/07/2023)
	0	at Duke (09/16/2023)
TOTAL PLAYS	56	at Nebraska (10/21/2023)
TOTAL OFFENSE	248	at Nebraska (10/21/2023)
YARDS PER PLAY	3.9	at Rutgers (09/03/2023)
POINTS	7	UTEP (09/09/2023)
SACKS BY	2	Minnesota (09/23/2023)
	2	at Duke (09/16/2023)
	2	UTEP (09/09/2023)
FIRST DOWNS	14	at Nebraska (10/21/2023)
PENALTIES	1	at Duke (09/16/2023)
PENALTY YARDS	15	at Duke (09/16/2023)
INTERCEPTIONS BY	0	Maryland (10/28/2023)
	0	Howard (10/07/2023)
	0	Minnesota (09/23/2023)
	0	UTEP (09/09/2023)
PUNTS	1	at Duke (09/16/2023)
PUNTING AVG	33.3	Howard (10/07/2023)
LONG PUNT	44	UTEP (09/09/2023)
	44	at Rutgers (09/03/2023)
PUNTS INSIDE 20	0	Howard (10/07/2023)
LONG PUNT RETURN	0	Maryland (10/28/2023)
	0	Minnesota (09/23/2023)
	0	at Duke (09/16/2023)
	0	at Rutgers (09/03/2023)





**2023-24 Northwestern Football**  
**Individual Game Highs**  
**All games**

Page 1/1  
as of Nov 01, 2023

**Northwestern - Individual Game Highs**

<b>RUSHES</b>	18	Cam Porter vs Howard (10/07/2023)
<b>YARDS RUSHING</b>	90	Cam Porter vs UTEP (09/09/2023)
<b>TD RUSHES</b>	1 1 1 1 1 1 1 1	Cam Porter vs Maryland (10/28/2023) Brendan Sullivan vs Howard (10/07/2023) Ben Bryant vs Penn St. (09/30/2023) Cam Porter vs Minnesota (09/23/2023) Brendan Sullivan at Duke (09/16/2023) Ben Bryant vs UTEP (09/09/2023) A.J. Henning vs UTEP (09/09/2023) Jack Lausch vs UTEP (09/09/2023)
<b>LONG RUSH</b>	46	Jack Lausch vs UTEP (09/09/2023)
<b>PASS ATTEMPTS</b>	49	Ben Bryant vs Minnesota (09/23/2023)
<b>PASS COMPLETIONS</b>	33	Ben Bryant vs Minnesota (09/23/2023)
<b>YARDS PASSING</b>	396	Ben Bryant vs Minnesota (09/23/2023)
<b>TD PASSES</b>	4	Ben Bryant vs Minnesota (09/23/2023)
<b>LONG PASS</b>	85	Ryan Hilinski vs UTEP (09/09/2023)
<b>RECEPTIONS</b>	10	Bryce Kirtz vs Minnesota (09/23/2023)
<b>YARDS RECEIVING</b>	215	Bryce Kirtz vs Minnesota (09/23/2023)
<b>TD RECEPTIONS</b>	2	Bryce Kirtz vs Minnesota (09/23/2023)
<b>LONG RECEPTION</b>	85	Joseph Himon II vs UTEP (09/09/2023)
<b>PUNTS</b>	7	Hunter Renner vs Minnesota (09/23/2023)
<b>PUNTING AVG</b>	43.5	Hunter Renner at Nebraska (10/21/2023)
<b>LONG PUNT</b>	54	Hunter Renner vs UTEP (09/09/2023)
<b>PUNTS INSIDE 20</b>	4	Hunter Renner at Nebraska (10/21/2023)
<b>LONG PUNT RETURN</b>	15	A.J. Henning vs Penn St. (09/30/2023)
<b>LONG KICKOFF RETURN</b>	61	Coco Azema vs Maryland (10/28/2023)
<b>TACKLES</b>	19	Bryce Gallagher at Rutgers (09/03/2023)
<b>SACKS</b>	3	Aidan Hubbard vs Maryland (10/28/2023)
<b>TACKLES FOR LOSS</b>	3 3	Aidan Hubbard vs Maryland (10/28/2023) Xander Mueller vs Howard (10/07/2023)



**2023-24 Northwestern Football  
Opponent Individual Match Highs  
All games**

Page 1/1  
as of Nov 01, 2023

**Opponent - Individual Game Highs**

<b>RUSHES</b>	31	Darius Taylor vs Minnesota (09/23/2023)
<b>YARDS RUSHING</b>	198	Darius Taylor vs Minnesota (09/23/2023)
<b>TD RUSHES</b>	2 2 2	Darius Taylor vs Minnesota (09/23/2023) Riley Leonard at Duke (09/16/2023) Jordan Waters at Duke (09/16/2023)
<b>LONG RUSH</b>	64	Eden James vs Howard (10/07/2023)
<b>PASS ATTEMPTS</b>	47	Taulia Tagovailoa vs Maryland (10/28/2023)
<b>PASS COMPLETIONS</b>	30	Taulia Tagovailoa vs Maryland (10/28/2023)
<b>YARDS PASSING</b>	274	Taulia Tagovailoa vs Maryland (10/28/2023)
<b>TD PASSES</b>	3	Taulia Tagovailoa vs Maryland (10/28/2023)
<b>LONG PASS</b>	44	Heinrich Haarberg at Nebraska (10/21/2023)
<b>RECEPTIONS</b>	9	Jeshaun Jones vs Maryland (10/28/2023)
<b>YARDS RECEIVING</b>	112	Jalon Calhoun at Duke (09/16/2023)
<b>TD RECEPTIONS</b>	1 1 1 1 1 1 1 1 1 1 1	Roman Hemby vs Maryland (10/28/2023) Tai Felton vs Maryland (10/28/2023) Jeshaun Jones vs Maryland (10/28/2023) Malachi Coleman at Nebraska (10/21/2023) Trey Potts vs Penn St. (09/30/2023) Nicholas Singleton vs Penn St. (09/30/2023) Daniel Jackson vs Minnesota (09/23/2023) Lemeke Brockington vs Minnesota (09/23/2023) Zach Fryar vs UTEP (09/09/2023) Ian Strong at Rutgers (09/03/2023)
<b>LONG RECEPTION</b>	44	Malachi Coleman at Nebraska (10/21/2023)
<b>FIELD GOALS</b>	2 2 2	Jack Howes vs Maryland (10/28/2023) Alex Felkins vs Penn St. (09/30/2023) Dragan Kesich vs Minnesota (09/23/2023)
<b>LONG FIELD GOALS</b>	50	Dragan Kesich vs Minnesota (09/23/2023)
<b>PUNTS</b>	7 7	Brian Buschini at Nebraska (10/21/2023) Mark Crawford vs Minnesota (09/23/2023)
<b>PUNTING AVG</b>	53.0	Porter Wilson at Duke (09/16/2023)
<b>LONG PUNT</b>	56	Mark Crawford vs Minnesota (09/23/2023)
<b>PUNTS INSIDE 20</b>	4 4	Brian Buschini at Nebraska (10/21/2023) Flynn Appleby at Rutgers (09/03/2023)
<b>LONG PUNT RETURN</b>	5	Tyrin Smith vs UTEP (09/09/2023)
<b>LONG KICKOFF RETURN</b>	36	Tommi Hill at Nebraska (10/21/2023)
<b>TACKLES</b>	14	Tyrice Knight vs UTEP (09/09/2023)
<b>SACKS</b>	2.5	Nash Hutmacher at Nebraska (10/21/2023)
<b>TACKLES FOR LOSS</b>	3	Zane Durant vs Penn St. (09/30/2023)
<b>INTERCEPTIONS</b>	1 1 1 1 1	Tommi Hill at Nebraska (10/21/2023) Daequan Hardy vs Penn St. (09/30/2023) Myles Jones at Duke (09/16/2023) Robert Longerbeam at Rutgers (09/03/2023) Max Melton at Rutgers (09/03/2023)



2023-24 Northwestern Football  
Individual Statistics  
All games

Page 1/3  
as of Nov 01, 2023

### Rushing

Player	gp	att	gain	loss	net	avg	td	lg	avg/g
Cam Porter	8	93	363	17	346	3.7	2	25	43.3
Brendan Sullivan	7	59	249	113	136	2.3	2	35	19.4
Anthony Tyus III	7	22	127	15	112	5.1	0	39	16.0
A.J. Henning	7	18	96	12	84	4.7	1	17	12.0
Joseph Himon II	8	22	70	5	65	3.0	0	12	8.1
Jack Lausch	6	13	69	5	64	4.9	1	46	10.7
Jake Arthurs	2	4	13	2	11	2.8	0	8	5.5
Cam Johnson	8	1	8	0	8	8.0	0	8	1.0
Caleb Komolafe	3	2	7	0	7	3.5	0	5	2.3
Charlie Mangieri	8	1	3	0	3	3.0	0	3	0.4
Ryan Hilinski	3	1	2	0	2	2.0	0	2	0.7
Ben Bryant	5	35	81	105	-24	-0.7	2	15	-4.8
Team	8	6	0	16	-16	-2.7	0	0	-2.0
<b>Total</b>	<b>8</b>	<b>277</b>	<b>1088</b>	<b>290</b>	<b>798</b>	<b>2.9</b>	<b>8</b>	<b>46</b>	<b>99.8</b>
<b>Opponents</b>	<b>8</b>	<b>302</b>	<b>1464</b>	<b>150</b>	<b>1314</b>	<b>4.4</b>	<b>16</b>	<b>64</b>	<b>164.3</b>

### Punt Returns

Player	no.	yds	avg	td	lg
A.J. Henning	4	16	4.0	0	15
Bryce Kirtz	1	1	1.0	0	1
<b>Total</b>	<b>5</b>	<b>17</b>	<b>3.4</b>	<b>0</b>	<b>15</b>
<b>Opponents</b>	<b>7</b>	<b>7</b>	<b>1.0</b>	<b>0</b>	<b>5</b>

### Interceptions

Player	no.	yds	avg	td	lg
Coco Azema	1	0	0.0	0	0
Rod Heard II	1	10	10.0	0	10
Bryce Gallagher	1	0	0.0	0	0
Xander Mueller	1	28	28.0	0	28
Joe DeHaan	1	0	0.0	0	0
Devin Turner	1	0	0.0	0	0
<b>Total</b>	<b>6</b>	<b>38</b>	<b>6.3</b>	<b>0</b>	<b>28</b>
<b>Opponents</b>	<b>5</b>	<b>39</b>	<b>7.8</b>	<b>0</b>	<b>34</b>

### Passing

Player	gp	effic	comp-att-int	pct	yds	td	lg	avg/g
Ben Bryant	5	115.9	95-161-3	59.0	926	6	80	185.2
Brendan Sullivan	7	145.8	51-80-2	63.8	633	5	66	90.4
Jack Lausch	6	94.7	2-3-0	66.7	10	0	6	1.7
Ryan Hilinski	3	114.4	1-1-0	100.0	85	1	85	28.3
Hunter Renner	8	158.8	1-1-0	100.0	7	0	7	0.9
Team	8	0.0	0-1-0	0.0	0	0	0	0.0
<b>Total</b>	<b>8</b>	<b>129.2</b>	<b>150-247-5</b>	<b>60.7</b>	<b>1661</b>	<b>12</b>	<b>85</b>	<b>207.6</b>
<b>Opponents</b>	<b>8</b>	<b>126.9</b>	<b>140-226-6</b>	<b>61.9</b>	<b>1497</b>	<b>10</b>	<b>44</b>	<b>187.1</b>

### Kick Returns

Player	no.	yds	avg	td	lg
A.J. Henning	8	187	23.4	0	36
Coco Azema	6	160	26.7	0	61
Bryce Kirtz	2	17	8.5	0	14
Rod Heard II	1	2	2.0	0	2
Anthony Tyus III	1	30	30.0	0	30
<b>Total</b>	<b>18</b>	<b>396</b>	<b>22.0</b>	<b>0</b>	<b>61</b>
<b>Opponents</b>	<b>20</b>	<b>348</b>	<b>17.4</b>	<b>0</b>	<b>36</b>

### Receiving

Player	gp	no.	yds	avg	td	lg	avg/g
Cam Johnson	8	31	385	12.4	1	43	48.1
Bryce Kirtz	7	30	474	15.8	4	80	67.7
A.J. Henning	7	25	201	8.0	2	34	28.7
Cam Porter	8	15	82	5.5	1	17	10.3
Joseph Himon II	8	11	203	18.5	1	85	25.4
Thomas Gordon	8	9	96	10.7	1	18	12.0
Charlie Mangieri	8	5	40	8.0	1	25	5.0
Marshall Lang	6	5	55	11.0	0	23	9.2
Calvin Johnson II	8	4	32	8.0	0	11	4.0
Caleb Komolafe	3	4	27	6.8	1	14	9.0
Anthony Tyus III	7	2	16	8.0	0	9	2.3
Lawson Albright	8	2	12	6.0	0	6	1.5
Jack Lausch	6	2	9	4.5	0	7	1.5
Duke Olges	8	1	2	2.0	0	2	0.3
Rod Heard II	8	1	7	7.0	0	7	0.9
Jack Kennedy	7	1	5	5.0	0	5	0.7
Donnie Gray	5	1	4	4.0	0	4	0.8
Jacob Gill	4	1	11	11.0	0	11	2.8
<b>Total</b>	<b>8</b>	<b>150</b>	<b>1661</b>	<b>11.1</b>	<b>12</b>	<b>85</b>	<b>207.6</b>
<b>Opponents</b>	<b>8</b>	<b>140</b>	<b>1497</b>	<b>10.7</b>	<b>10</b>	<b>44</b>	<b>187.1</b>

### Fumble Returns

Player	no.	yds	avg	td	lg
Bryce Gallagher	1	6	6.0	0	6
Braden Turner	1	0	0.0	0	0
Kenny Soares Jr.	1	0	0.0	0	0
<b>Total</b>	<b>3</b>	<b>6</b>	<b>2.0</b>	<b>0</b>	<b>6</b>
<b>Opponents</b>	<b>1</b>	<b>6</b>	<b>6.0</b>	<b>0</b>	<b>6</b>





2023-24 Northwestern Football  
Individual Statistics  
All games

Page 2/3  
as of Nov 01, 2023

### Scoring

Player	td	fg	PAT						pts
			kick	rush	rcv	pass	dxp	saf	
Jack Olsen	-	11-12	19-19	-	-	-	-	-	52
Bryce Kirtz	4	-	-	-	-	-	-	-	24
A.J. Henning	3	-	-	-	-	-	-	-	18
Cam Porter	3	-	-	-	-	-	-	-	18
Ben Bryant	2	-	-	-	-	-	-	-	12
Brendan Sullivan	2	-	-	-	-	-	-	-	12
Cam Johnson	1	-	-	-	-	-	-	-	6
Thomas Gordon	1	-	-	-	-	-	-	-	6
Charlie Mangieri	1	-	-	-	-	-	-	-	6
Jack Lausch	1	-	-	-	-	-	-	-	6
Joseph Himon II	1	-	-	-	-	-	-	-	6
Caleb Komolafe	1	-	-	-	-	-	-	-	6
Xander Mueller	-	-	-	-	-	-	-	1	2
<b>Total</b>	<b>20</b>	<b>11-12</b>	<b>19-19</b>	<b>0</b>	<b>0</b>	<b>0</b>	<b>0</b>	<b>1</b>	<b>174</b>
<b>Opponents</b>	<b>26</b>	<b>9-11</b>	<b>25-25</b>	<b>0</b>	<b>0</b>	<b>0</b>	<b>0</b>	<b>0</b>	<b>208</b>

### Total Offense

Player	g	plays	rush	pass	total	avg/g
Ben Bryant	5	196	-24	926	902	180.4
Brendan Sullivan	7	139	136	633	769	109.9
Cam Porter	8	93	346	0	346	43.3
Anthony Tyus III	7	22	112	0	112	16.0
Ryan Hilinski	3	2	2	85	87	29.0
A.J. Henning	7	18	84	0	84	12.0
Jack Lausch	6	16	64	10	74	12.3
Joseph Himon II	8	22	65	0	65	8.1
Jake Arthurs	2	4	11	0	11	5.5
Cam Johnson	8	1	8	0	8	1.0
Hunter Renner	8	1	0	7	7	0.9
Caleb Komolafe	3	2	7	0	7	2.3
Charlie Mangieri	8	1	3	0	3	0.4
Team	8	0	-16	0	-16	-2.0
<b>Total</b>	<b>8</b>	<b>524</b>	<b>798</b>	<b>1661</b>	<b>2459</b>	<b>307.4</b>
<b>Opponents</b>	<b>8</b>	<b>528</b>	<b>1314</b>	<b>1497</b>	<b>2811</b>	<b>351.4</b>

### Field Goals

Player	fg	pct.	01-19	20-29	30-39	40-49	50-99	lg	blk
Jack Olsen	11-12	91.7	1-1	3-3	4-4	3-3	0-1	47	0
<b>Opponents</b>	<b>9-11</b>	<b>81.8</b>	<b>0-0</b>	<b>3-3</b>	<b>3-4</b>	<b>2-3</b>	<b>1-1</b>	<b>50</b>	<b>0</b>

### FG Sequence

Team Name	Northwestern	Opponents
Minnesota	(37)	(50),(20)
Nebraska	(45),(37),54,(25)	(47)
UTEP	(40)	44
Penn St.	(33),(28)	(20),(47)
Maryland	(33),(47),(19),(29)	(34),(22)
Rutgers		38,(32)
Duke		(35)

Numbers in (parentheses) indicate field goal was made

### Punting

Player	no.	yds	avg	lg	tb	fc	i20	50+	blk
Hunter Renner	42	1612	38.4	54	1	16	12	5	0
Luke Akers	1	37	37.0	37	0	1	0	0	0
<b>Total</b>	<b>43</b>	<b>1649</b>	<b>38.3</b>	<b>54</b>	<b>1</b>	<b>17</b>	<b>12</b>	<b>5</b>	<b>0</b>
<b>Opponents</b>	<b>35</b>	<b>1444</b>	<b>41.3</b>	<b>56</b>	<b>3</b>	<b>13</b>	<b>19</b>	<b>5</b>	<b>0</b>

### Kickoffs

Player	no.	yds	avg	tb	ob	retn	net	ydl
Henry Helms	23	1284	55.8	1	0			
Luke Akers	9	579	64.3	5	0			
Jack Olsen	6	314	52.3	3	0			
<b>Total</b>	<b>38</b>	<b>2177</b>	<b>57.3</b>	<b>9</b>	<b>0</b>	<b>20</b>	<b>38.3</b>	<b>26</b>
<b>Opponents</b>	<b>44</b>	<b>2583</b>	<b>58.7</b>	<b>21</b>	<b>0</b>	<b>19</b>	<b>36.5</b>	<b>28</b>



2023-24 Northwestern Football  
Individual Statistics  
All games

Page 3/3  
as of Nov 01, 2023

All Purpose

Player	g	rush	rcv	pr	kr	ir	total	avg/g
Bryce Kirtz	7	0	474	1	17	0	492	70.3
A.J. Henning	7	84	201	16	187	0	488	69.7
Cam Porter	8	346	82	0	0	0	428	53.5
Cam Johnson	8	8	385	0	0	0	393	49.1
Joseph Himon II	8	65	203	0	0	0	268	33.5
Coco Azema	8	0	0	0	160	0	160	20.0
Anthony Tyus III	7	112	16	0	30	0	158	22.6
Brendan Sullivan	7	136	0	0	0	0	136	19.4
Thomas Gordon	8	0	96	0	0	0	96	12.0
Jack Lausch	6	64	9	0	0	0	73	12.2
Marshall Lang	6	0	55	0	0	0	55	9.2
Charlie Mangieri	8	3	40	0	0	0	43	5.4
Caleb Komolafe	3	7	27	0	0	0	34	11.3
Calvin Johnson II	8	0	32	0	0	0	32	4.0
Xander Mueller	8	0	0	0	0	28	28	3.5
Rod Heard II	8	0	7	0	2	10	19	2.4
Lawson Albright	8	0	12	0	0	0	12	1.5
Jake Arthurs	2	11	0	0	0	0	11	5.5
Jacob Gill	4	0	11	0	0	0	11	2.8
Jack Kennedy	7	0	5	0	0	0	5	0.7
Donnie Gray	5	0	4	0	0	0	4	0.8
Ryan Hilinski	3	2	0	0	0	0	2	0.7
Duke Olges	8	0	2	0	0	0	2	0.3
Ben Bryant	5	-24	0	0	0	0	-24	-4.8
Team	8	-16	0	0	0	0	-16	-2.0
<b>Total</b>	<b>8</b>	<b>798</b>	<b>1661</b>	<b>17</b>	<b>396</b>	<b>38</b>	<b>2910</b>	<b>363.8</b>
<b>Opponents</b>	<b>8</b>	<b>1314</b>	<b>1497</b>	<b>7</b>	<b>348</b>	<b>39</b>	<b>3205</b>	<b>400.6</b>



# 2023-24 Northwestern Football Combined Team Statistics All games

Page 1/3  
as of Nov 01, 2023

## Team Results

	Date	Opponent		Score	Att.
*	09/03/2023	at Rutgers	L	7-24	53026
	09/09/2023	UTEP	W	38-7	14851
	09/16/2023	at Duke	L	14-38	18141
*	09/23/2023	Minnesota	Wot1	37-34	20148
*	09/30/2023	Penn St.	L	13-41	25064
	10/07/2023	Howard	W	23-20	22160
*	10/21/2023	at Nebraska	L	9-17	86769
*	10/28/2023	Maryland	W	33-27	19286

## Rushing

Player	gp	att	gain	loss	net	avg	td	lg	avg/g
Cam Porter	8	93	363	17	346	3.7	2	25	43.3
Brendan Sullivan	7	59	249	113	136	2.3	2	35	19.4
Anthony Tyus III	7	22	127	15	112	5.1	0	39	16.0
A.J. Henning	7	18	96	12	84	4.7	1	17	12.0
Joseph Himon II	8	22	70	5	65	3.0	0	12	8.1
Jack Lausch	6	13	69	5	64	4.9	1	46	10.7
Jake Arthurs	2	4	13	2	11	2.8	0	8	5.5
Cam Johnson	8	1	8	0	8	8.0	0	8	1.0
Caleb Komolafe	3	2	7	0	7	3.5	0	5	2.3
Charlie Mangieri	8	1	3	0	3	3.0	0	3	0.4
Ryan Hilinski	3	1	2	0	2	2.0	0	2	0.7
Ben Bryant	5	35	81	105	-24	-0.7	2	15	-4.8
Team	8	6	0	16	-16	-2.7	0	0	-2.0
<b>Total</b>	<b>8</b>	<b>277</b>	<b>1088</b>	<b>290</b>	<b>798</b>	<b>2.9</b>	<b>8</b>	<b>46</b>	<b>99.8</b>
<b>Opponents</b>	<b>8</b>	<b>302</b>	<b>1464</b>	<b>150</b>	<b>1314</b>	<b>4.4</b>	<b>16</b>	<b>64</b>	<b>164.3</b>

## Passing

Player	gp	effic	comp-att-int	pct	yds	td	lg	avg/g
Ben Bryant	5	115.9	95-161-3	59.0	926	6	80	185.2
Brendan Sullivan	7	145.8	51-80-2	63.8	633	5	66	90.4
Jack Lausch	6	94.7	2-3-0	66.7	10	0	6	1.7
Ryan Hilinski	3	114.4	1-1-0	100.0	85	1	85	28.3
Hunter Renner	8	158.8	1-1-0	100.0	7	0	7	0.9
Team	8	0.0	0-1-0	0.0	0	0	0	0.0
<b>Total</b>	<b>8</b>	<b>129.2</b>	<b>150-247-5</b>	<b>60.7</b>	<b>1661</b>	<b>12</b>	<b>85</b>	<b>207.6</b>
<b>Opponents</b>	<b>8</b>	<b>126.9</b>	<b>140-226-6</b>	<b>61.9</b>	<b>1497</b>	<b>10</b>	<b>44</b>	<b>187.1</b>

## Receiving

Player	gp	no.	yds	avg	td	lg	avg/g
Cam Johnson	8	31	385	12.4	1	43	48.1
Bryce Kirtz	7	30	474	15.8	4	80	67.7
A.J. Henning	7	25	201	8.0	2	34	28.7
Cam Porter	8	15	82	5.5	1	17	10.3
Joseph Himon II	8	11	203	18.5	1	85	25.4
Thomas Gordon	8	9	96	10.7	1	18	12.0
Charlie Mangieri	8	5	40	8.0	1	25	5.0
Marshall Lang	6	5	55	11.0	0	23	9.2
Calvin Johnson II	8	4	32	8.0	0	11	4.0
Caleb Komolafe	3	4	27	6.8	1	14	9.0
Anthony Tyus III	7	2	16	8.0	0	9	2.3
Lawson Albright	8	2	12	6.0	0	6	1.5
Jack Lausch	6	2	9	4.5	0	7	1.5
Duke Olges	8	1	2	2.0	0	2	0.3
Rod Heard II	8	1	7	7.0	0	7	0.9
Jack Kennedy	7	1	5	5.0	0	5	0.7
Donnie Gray	5	1	4	4.0	0	4	0.8
Jacob Gill	4	1	11	11.0	0	11	2.8
<b>Total</b>	<b>8</b>	<b>150</b>	<b>1661</b>	<b>11.1</b>	<b>12</b>	<b>85</b>	<b>207.6</b>
<b>Opponents</b>	<b>8</b>	<b>140</b>	<b>1497</b>	<b>10.7</b>	<b>10</b>	<b>44</b>	<b>187.1</b>

## Game Records

Record	Overall	Home	Away	Neutral
ALL GAMES	4-4	4-1	0-3	0-0
CONFERENCE	2-3	2-1	0-2	0-0
NON-CONFERENCE	2-1	2-0	0-1	0-0

## Team Statistics

	NU	OPP
<b>First Downs</b>	<b>139</b>	<b>154</b>
Rushing	56	75
Passing	69	71
Penalty	14	8
<b>Rushing Yardage</b>	<b>798</b>	<b>1314</b>
Rushing attempts	277	302
Average per rush	2.9	4.4
Average per game	99.8	164.3
TDs Rushing	8	16
<b>Passing Yardage</b>	<b>1661</b>	<b>1497</b>
Comp-Att-Int	150-247-5	140-226-6
Average per pass	6.7	6.6
Average per catch	11.1	10.7
Average per game	207.6	187.1
TDs Passing	12	10
<b>Total offense</b>	<b>2459</b>	<b>2811</b>
Average per play	4.7	5.3
Average per game	307.4	351.4
<b>Kick returns: #-Yards</b>	<b>18-396</b>	<b>20-348</b>
<b>Punt returns: #-Yards</b>	<b>5-17</b>	<b>7-7</b>
<b>Int returns: #-Yards</b>	<b>6-38</b>	<b>5-39</b>
<b>Fumbles-Lost</b>	<b>7-1</b>	<b>11-3</b>
<b>Penalties-Yards</b>	<b>44-366</b>	<b>37-331</b>
<b>Punts-Avg</b>	<b>43-38.3</b>	<b>35-41.3</b>
<b>Time of possession / game</b>	<b>27:52</b>	<b>31:19</b>
<b>3rd-down conversion</b>	<b>46/115</b>	<b>44/111</b>
<b>4rd-down conversion</b>	<b>2/10</b>	<b>9/15</b>
<b>PAT-attempts</b>	<b>(19-19) 100%</b>	<b>(25-25) 100%</b>
<b>2-point conversion-attempts</b>	<b>(0-0) 0%</b>	<b>(0-1) 0%</b>

## Interceptions

Player	no.	yds	avg	td	lg
Coco Azema	1	0	0.0	0	0
Rod Heard II	1	10	10.0	0	10
Bryce Gallagher	1	0	0.0	0	0
Xander Mueller	1	28	28.0	0	28
Joe DeHaan	1	0	0.0	0	0
Devin Turner	1	0	0.0	0	0
<b>Total</b>	<b>6</b>	<b>38</b>	<b>6.3</b>	<b>0</b>	<b>28</b>
<b>Opponents</b>	<b>5</b>	<b>39</b>	<b>7.8</b>	<b>0</b>	<b>34</b>





# 2023-24 Northwestern Football Combined Team Statistics All games

Page 2/3  
as of Nov 01, 2023

## Field Goals

Player	fg	pct.	01-19	20-29	30-39	40-49	50-59	lg	blk
Jack Olsen	11-12	91.7	1-1	3-3	4-4	3-3	0-1	47	0
<b>Opponents</b>	<b>9-11</b>	<b>81.8</b>	<b>0-0</b>	<b>3-3</b>	<b>3-4</b>	<b>2-3</b>	<b>1-1</b>	<b>50</b>	<b>0</b>

## Scoring

Player	td	fg	PAT					dxp	saf	pts
			kick	rush	rcv	pass				
Jack Olsen	-	11-12	19-19	-	-	-	-	-	-	52
Bryce Kirtz	4	-	-	-	-	-	-	-	-	24
A.J. Henning	3	-	-	-	-	-	-	-	-	18
Cam Porter	3	-	-	-	-	-	-	-	-	18
Ben Bryant	2	-	-	-	-	-	-	-	-	12
Brendan Sullivan	2	-	-	-	-	-	-	-	-	12
Cam Johnson	1	-	-	-	-	-	-	-	-	6
Thomas Gordon	1	-	-	-	-	-	-	-	-	6
Charlie Mangieri	1	-	-	-	-	-	-	-	-	6
Jack Lausch	1	-	-	-	-	-	-	-	-	6
Joseph Himon II	1	-	-	-	-	-	-	-	-	6
Caleb Komolafe	1	-	-	-	-	-	-	-	-	6
Xander Mueller	-	-	-	-	-	-	-	1	-	2
<b>Total</b>	<b>20</b>	<b>11-12</b>	<b>19-19</b>	<b>0</b>	<b>0</b>	<b>0</b>	<b>0</b>	<b>0</b>	<b>1</b>	<b>174</b>
<b>Opponents</b>	<b>26</b>	<b>9-11</b>	<b>25-25</b>	<b>0</b>	<b>0</b>	<b>0</b>	<b>0</b>	<b>0</b>	<b>0</b>	<b>208</b>

## Score by Periods

Team	1st	2nd	3rd	4th	OT	TOT
Northwestern	36	41	34	57	6	174
Opponents	48	54	55	48	3	208

## Punting

Player	no.	yds	avg	lg	tb	fc	i20	50+	blk
Hunter Renner	42	1612	38.4	54	1	16	12	5	0
Luke Akers	1	37	37.0	37	0	1	0	0	0
<b>Total</b>	<b>43</b>	<b>1649</b>	<b>38.3</b>	<b>54</b>	<b>1</b>	<b>17</b>	<b>12</b>	<b>5</b>	<b>0</b>
<b>Opponents</b>	<b>35</b>	<b>1444</b>	<b>41.3</b>	<b>56</b>	<b>3</b>	<b>13</b>	<b>19</b>	<b>5</b>	<b>0</b>

## Punt Returns

Player	no.	yds	avg	td	lg
A.J. Henning	4	16	4.0	0	15
Bryce Kirtz	1	1	1.0	0	1
<b>Total</b>	<b>5</b>	<b>17</b>	<b>3.4</b>	<b>0</b>	<b>15</b>
<b>Opponents</b>	<b>7</b>	<b>7</b>	<b>1.0</b>	<b>0</b>	<b>5</b>

## Kick Returns

Player	no.	yds	avg	td	lg
A.J. Henning	8	187	23.4	0	36
Coco Azema	6	160	26.7	0	61
Bryce Kirtz	2	17	8.5	0	14
Rod Heard II	1	2	2.0	0	2
Anthony Tyus III	1	30	30.0	0	30
<b>Total</b>	<b>18</b>	<b>396</b>	<b>22.0</b>	<b>0</b>	<b>61</b>
<b>Opponents</b>	<b>20</b>	<b>348</b>	<b>17.4</b>	<b>0</b>	<b>36</b>

## All Purpose

Player	g	rush	rcv	pr	kr	ir	total	avg/g
Bryce Kirtz	7	0	474	1	17	0	492	70.3
A.J. Henning	7	84	201	16	187	0	488	69.7
Cam Porter	8	346	82	0	0	0	428	53.5
Cam Johnson	8	8	385	0	0	0	393	49.1
Joseph Himon II	8	65	203	0	0	0	268	33.5
Coco Azema	8	0	0	0	160	0	160	20.0
Anthony Tyus III	7	112	16	0	30	0	158	22.6
Brendan Sullivan	7	136	0	0	0	0	136	19.4
Thomas Gordon	8	0	96	0	0	0	96	12.0
Jack Lausch	6	64	9	0	0	0	73	12.2
Marshall Lang	6	0	55	0	0	0	55	9.2
Charlie Mangieri	8	3	40	0	0	0	43	5.4
Caleb Komolafe	3	7	27	0	0	0	34	11.3
Calvin Johnson II	8	0	32	0	0	0	32	4.0
Xander Mueller	8	0	0	0	0	28	28	3.5
Rod Heard II	8	0	7	0	2	10	19	2.4
Lawson Albright	8	0	12	0	0	0	12	1.5
Jake Arthurs	2	11	0	0	0	0	11	5.5
Jacob Gill	4	0	11	0	0	0	11	2.8
Jack Kennedy	7	0	5	0	0	0	5	0.7
Donnie Gray	5	0	4	0	0	0	4	0.8
Ryan Hilinski	3	2	0	0	0	0	2	0.7
Duke Olges	8	0	2	0	0	0	2	0.3
Ben Bryant	5	-24	0	0	0	0	-24	-4.8
<b>Total</b>	<b>8</b>	<b>798</b>	<b>1661</b>	<b>17</b>	<b>396</b>	<b>38</b>	<b>2910</b>	<b>363.8</b>
<b>Opponents</b>	<b>8</b>	<b>1314</b>	<b>1497</b>	<b>7</b>	<b>348</b>	<b>39</b>	<b>3205</b>	<b>400.6</b>

## Total Offense

Player	g	plays	rush	pass	total	avg/g
Ben Bryant	5	196	-24	926	902	180.4
Brendan Sullivan	7	139	136	633	769	109.9
Cam Porter	8	93	346	0	346	43.3
Anthony Tyus III	7	22	112	0	112	16.0
Ryan Hilinski	3	2	2	85	87	29.0
A.J. Henning	7	18	84	0	84	12.0
Jack Lausch	6	16	64	10	74	12.3
Joseph Himon II	8	22	65	0	65	8.1
Jake Arthurs	2	4	11	0	11	5.5
Cam Johnson	8	1	8	0	8	1.0
Hunter Renner	8	1	0	7	7	0.9
Caleb Komolafe	3	2	7	0	7	2.3
Charlie Mangieri	8	1	3	0	3	0.4
<b>Total</b>	<b>8</b>	<b>524</b>	<b>798</b>	<b>1661</b>	<b>2459</b>	<b>307.4</b>
<b>Opponents</b>	<b>8</b>	<b>528</b>	<b>1314</b>	<b>1497</b>	<b>2811</b>	<b>351.4</b>



**2023-24 Northwestern Football  
Combined Team Statistics  
All games**

Page 3/3  
as of Nov 01, 2023

**Team Defense**

			Tackles				Sacks	Pass defense			Fumbles	blkd		
##	Player	gp	ua	a	tot	tfl/yds	no-yds	int-yds	brup	qbh	fr-yds	ff	kick	saf
32	Bryce Gallagher	8	25	45	70	3.5-16	1-12	1-0	1	.	1-6	2	.	.
34	Xander Mueller	8	28	27	55	8-34	4.5-28	1-28	1	.	.	.	.	1
0	Coco Azema	8	25	18	43	.	.	1-0	1	.	.	.	.	.
24	Rod Heard II	8	27	14	41	3-4	1-2	1-10	2	.	.	1	.	.
9	Devin Turner	8	25	15	40	1-1	.	1-0	4	.	.	.	.	.
2	Garnett Hollis Jr.	8	19	9	28	1-2	.	.	2	.	.	.	.	.
10	Theran Johnson	7	18	8	26	1-2	.	.	2	.	.	.	.	.
52	Richie Hagarty	6	10	14	24	3-13	1.5-11	.	1	1	.	.	.	.
35	Kenny Soares Jr.	8	13	10	23	1-4	.	.	1	2	1-0	.	.	.
41	Jaylen Pate	8	9	9	18	.	.	.	.	1	.	.	.	.
37	Mac Uihlein	6	12	3	15	1.5-4	.	.	1	.	.	.	.	.
90	Carmine Bastone	8	6	9	15	0.5-0	.	.	.	3	.	.	.	.
7	Ore Adeyi	8	7	6	13	.	.	.	1	.	.	.	.	.
50	PJ Spencer	8	1	11	12	0.5-1	.	.	.	.	.	.	.	.
91	Aidan Hubbard	8	11	1	12	4.5-11	4-10	.	.	1	.	.	.	.
95	Najee Story	8	6	6	12	.	.	.	1	1	.	.	.	.
3	Jaheem Joseph	8	6	4	10	.	.	.	.	.	.	.	.	.
42	Anto Saka	8	5	4	9	3-20	3-20	.	.	1	.	1	.	.
93	Brendan Flakes	7	4	5	9	1-3	.	.	.	.	.	.	.	.
6	Robert Fitzgerald	8	6	2	8	.	.	.	.	.	.	.	.	.
97	Sean McLaughlin	8	6	1	7	1-2	.	.	3	3	.	.	.	.
94	Reginald Pearson	7	4	1	5	1.5-10	1-8	.	.	.	.	1	.	.
22	Evan Smith	8	2	3	5	0.5-1	.	.	.	.	.	.	.	.
57	Greyson Metz	7	1	3	4	.	.	.	.	.	.	.	.	.
28	Braden Turner	6	3	1	4	1-1	.	.	.	.	1-0	.	.	.
33	Braydon Brus	7	2	1	3	0.5-0	.	.	.	.	.	1	.	.
38	Joe DeHaan	3	2	.	2	.	.	1-0	.	.	.	.	.	.
92	Matt Lawson	1	1	.	1	1-2	.	.	.	.	.	.	.	.
14	Cam Johnson	8	1	.	1	.	.	.	.	.	.	.	.	.
63	Dom D'Antonio	8	1	.	1	.	.	.	.	.	.	.	.	.
43	William Halkyard	8	.	1	1	.	.	.	.	.	.	.	.	.
53	Jaiden Cameron	1	1	.	1	.	.	.	.	.	.	.	.	.
31	Jake Arthurs	2	1	.	1	.	.	.	.	.	.	.	.	.
47	Luke Akers	3	1	.	1	.	.	.	.	.	.	.	.	.
72	Caleb Tiernan	8	1	.	1	.	.	.	.	.	.	.	.	.
25	Caleb Komolafe	3	1	.	1	.	.	.	.	.	.	.	.	.
55	Dylan Roberts	3	1	.	1	.	.	.	.	.	.	.	.	.
45	Cullen Coleman	1	.	.	.	.	.	.	1	.	.	.	.	.
96	Michael Kilbane	3	.	.	.	.	.	.	.	2	.	.	.	.
	Totals	8	292	232	524	38-131	16-91	6-38	22	15	3-6	6	0	1
	Opponents	8	305	202	507	63-282	35-212	5-39	29	27	1-6	4	0	0



2023-24 Northwestern Football  
Games Played  
All games

Page 1/2  
as of Nov 01, 2023

##	Player	GP-GS	RU	UTEP	DU	MINN	PSU	HOW	Nebr	MD
0	Coco Azema	8/2	START	START	XXX	XXX	XXX	XXX	XXX	XXX
0	Cole Freeman	1/0	...	XXX	...	...	...	...	...	...
1	Jack Kennedy	7/0	XXX	XXX	...	XXX	XXX	XXX	XXX	XXX
2	Ben Bryant	5/5	START	START	START	START	START	...	...	...
2	Garnett Hollis Jr.	8/8	START	START	START	START	START	START	START	START
3	Ryan Hilinski	3/0	...	XXX	...	XXX	...	...	...	XXX
3	Jaheem Joseph	8/4	START	XXX	START	START	XXX	START	XXX	XXX
4	Cam Porter	8/8	START	START	START	START	START	START	START	START
5	Jacob Gill	4/0	XXX	XXX	XXX	XXX	...	...	...	...
6	Brendan Sullivan	7/3	XXX	XXX	XXX	...	XXX	START	START	START
6	Robert Fitzgerald	8/0	XXX	XXX	XXX	XXX	XXX	XXX	XXX	XXX
7	Ore Adeyi	8/1	XXX	XXX	XXX	XXX	START	XXX	XXX	XXX
8	A.J. Henning	7/5	START	XXX	START	START	START	...	XXX	START
9	Devin Turner	8/7	XXX	START	START	START	START	START	START	START
9	Aidan Gray	0/0	...	...	...	...	...	...	...	...
10	Theran Johnson	7/7	START	START	START	START	...	START	START	START
10	Ricky Ahumaraeze	1/0	...	...	...	...	...	...	...	XXX
11	Donnie Gray	5/0	XXX	XXX	...	...	XXX	XXX	XXX	...
12	Nigel Williams	4/0	XXX	XXX	XXX	XXX	...	...	...	...
12	Jack Lausch	6/0	...	XXX	XXX	XXX	XXX	...	XXX	XXX
13	Preston Bacon	3/0	XXX	...	...	...	...	...	XXX	XXX
13	Josh Fussell	1/0	...	...	...	...	XXX	...	...	...
14	Cam Johnson	8/8	START	START	START	START	START	START	START	START
15	Calvin Johnson II	8/1	XXX	XXX	XXX	XXX	XXX	START	XXX	XXX
16	Frank Covey IV	1/0	XXX	...	...	...	...	...	...	...
16	Cole Shivers	0/0	...	...	...	...	...	...	...	...
17	Bryce Kirtz	7/4	...	START	XXX	START	XXX	START	START	XXX
18	Garner Wallace	4/0	XXX	XXX	XXX	...	XXX	...	...	...
18	Camp Magee	0/0	...	...	...	...	...	...	...	...
19	Reggie Fleurima	5/0	...	XXX	XXX	XXX	XXX	XXX	...	...
19	J.J. Lewis	0/0	...	...	...	...	...	...	...	...
20	Joseph Himon II	8/0	XXX	XXX	XXX	XXX	XXX	XXX	XXX	XXX
21	Damon Walters	0/0	...	...	...	...	...	...	...	...
22	Evan Smith	8/0	XXX	XXX	XXX	XXX	XXX	XXX	XXX	XXX
23	Raymond Niro III	0/0	...	...	...	...	...	...	...	...
24	Rod Heard II	8/8	START	START	START	START	START	START	START	START
25	Caleb Komolafe	3/0	XXX	XXX	XXX	...	...	...	...	...
26	Jalen Lewis	0/0	...	...	...	...	...	...	...	...
27	Anthony Tyus III	7/0	XXX	XXX	...	XXX	XXX	XXX	XXX	XXX
27	Jack Oyola	1/0	...	XXX	...	...	...	...	...	...
28	Braden Turner	6/0	XXX	XXX	...	...	XXX	XXX	XXX	XXX
29	Marcus Cisco	1/0	...	XXX	...	...	...	...	...	...
31	Jake Arthurs	2/0	...	XXX	...	...	XXX	...	...	...
32	Bryce Gallagher	8/8	START	START	START	START	START	START	START	START
33	Braydon Brus	7/0	XXX	XXX	XXX	...	XXX	XXX	XXX	XXX
34	Xander Mueller	8/8	START	START	START	START	START	START	START	START
35	Kenny Soares Jr.	8/3	XXX	XXX	XXX	XXX	START	XXX	START	START
36	Payton Roth	1/0	XXX	...	...	...	...	...	...	...
37	Mac Uihlein	6/0	...	...	XXX	XXX	XXX	XXX	XXX	XXX
38	Joe DeHaan	3/0	...	XXX	XXX	...	XXX	...	...	...
39	Albert Kunickis III	1/0	...	XXX	...	...	...	...	...	...
40	Jason Reynolds II	1/0	...	XXX	...	...	...	...	...	...
41	Jaylen Pate	8/2	XXX	XXX	XXX	XXX	XXX	XXX	START	START
42	Anto Saka	8/0	XXX	XXX	XXX	XXX	XXX	XXX	XXX	XXX
43	William Halkyard	8/0	XXX	XXX	XXX	XXX	XXX	XXX	XXX	XXX
45	Cullen Coleman	1/0	...	XXX	...	...	...	...	...	...
46	Johnny McGuire	0/0	...	...	...	...	...	...	...	...
47	Luke Akers	3/0	XXX	...	...	...	XXX	...	XXX	...
48	Owen Bergin	1/0	...	XXX	...	...	...	...	...	...
49	Jacob Tabibian	0/0	...	...	...	...	...	...	...	...





2023-24 Northwestern Football  
Games Played  
All games

Page 2/2  
as of Nov 01, 2023

##	Player	GP-GS	RU	UTEP	DU	MINN	PSU	HOW	Nebr	MD
50	PJ Spencer	8/4	START	START	START	START	XXX	XXX	XXX	XXX
51	Miles Crutchley	1/0	...	...	...	XXX	...	...	...	...
52	Richie Hagarty	6/6	START	START	START	START	START	START	...	...
53	Jaiden Cameron	1/0	...	XXX	...	...	...	...	...	...
54	Tyler Gant	0/0	...	...	...	...	...	...	...	...
55	Dylan Roberts	3/0	XXX	...	...	XXX	...	...	...	XXX
56	Josh Thompson	8/6	XXX	XXX	START	START	START	START	START	START
57	Greyson Metz	7/0	XXX	XXX	XXX	...	XXX	XXX	XXX	XXX
59	Mason Green	0/0	...	...	...	...	...	...	...	...
62	Alex Doost	0/0	...	...	...	...	...	...	...	...
63	Dom D'Antonio	8/8	START	START	START	START	START	START	START	START
64	Anthony Birsá	0/0	...	...	...	...	...	...	...	...
65	Jackson Carsello	6/1	XXX	XXX	...	...	XXX	XXX	START	XXX
66	Braeden Edwards	2/0	...	XXX	...	...	XXX	...	...	...
68	Josh Priebe	8/8	START	START	START	START	START	START	START	START
71	Ben Wrather	7/7	START	START	START	START	START	START	...	START
72	Caleb Tiernan	8/8	START	START	START	START	START	START	START	START
73	Deuce McGuire	2/0	...	XXX	...	...	...	...	...	XXX
74	Nick Herzog	3/0	XXX	XXX	...	...	XXX	...	...	...
75	Jordan Knox	6/0	XXX	XXX	...	...	XXX	XXX	XXX	XXX
78	Luka Trifunovic	1/0	...	XXX	...	...	...	...	...	...
79	Zachary Franks	7/2	START	START	XXX	...	XXX	XXX	XXX	XXX
81	Chris Petrucci	0/0	...	...	...	...	...	...	...	...
82	Jack Olsen	8/0	XXX	XXX	XXX	XXX	XXX	XXX	XXX	XXX
82	Quintin O'Connell	0/0	...	...	...	...	...	...	...	...
83	Blake Van Buren	2/0	...	...	...	...	...	...	XXX	XXX
84	Hunter Welcing	6/0	XXX	XXX	XXX	XXX	XXX	XXX	...	...
86	Lawson Albright	8/0	XXX	XXX	XXX	XXX	XXX	XXX	XXX	XXX
87	Thomas Gordon	8/1	XXX	XXX	XXX	XXX	START	XXX	XXX	XXX
88	Marshall Lang	6/3	START	START	START	XXX	...	...	XXX	XXX
89	Charlie Mangieri	8/7	START	START	START	XXX	START	START	START	START
90	Carmine Bastone	8/4	XXX	XXX	XXX	XXX	START	START	START	START
91	Aidan Hubbard	8/0	XXX	XXX	XXX	XXX	XXX	XXX	XXX	XXX
92	Matt Lawson	1/0	XXX	...	...	...	...	...	...	...
93	Brendan Flakes	7/0	XXX	XXX	XXX	XXX	XXX	XXX	XXX	...
94	Reginald Pearson	7/0	...	XXX	XXX	XXX	XXX	XXX	XXX	XXX
94	Henry Helms	5/0	...	XXX	XXX	XXX	...	XXX	...	XXX
95	Najee Story	8/8	START	START	START	START	START	START	START	START
96	Michael Kilbane	3/0	...	...	...	...	...	XXX	XXX	XXX
97	Sean McLaughlin	8/8	START	START	START	START	START	START	START	START
98	Duke Olges	8/3	XXX	XXX	XXX	START	XXX	XXX	START	START
99	Hunter Renner	8/0	XXX	XXX	XXX	XXX	XXX	XXX	XXX	XXX



**2023-24 Northwestern Football**  
**Total Tackles Game-by-Game**  
**All games**

Page 1/1  
as of Nov 01, 2023

**Total Tackles**

Player	S-A	Total	RU	UTEP	DU	MINN	PSU	HOW	Nebr	MD
Bryce Gallagher	25-45	70	4-15	4-1	2-11	4-3	2-5	3-1	3-6	3-3
Xander Mueller	28-27	55	1-7	5-2	1-6	4-3	1-4	7-0	6-3	3-2
Coco Azema	25-18	43	1-4	1-1	1-3	6-4	5-0	4-1	4-4	3-1
Rod Heard II	27-14	41	3-4	6-1	1-3	1-2	3-1	5-0	1-1	7-2
Devin Turner	25-15	40	2-3	4-1	4-5	2-2	4-1	2-0	3-2	4-1
Garnett Hollis Jr.	19-9	28	1-2	3-2	2-1	3-1	3-2	3-0	0-1	4-0
Theran Johnson	18-8	26	4-2	1-0	3-2	2-0	DNP	5-0	0-4	3-0
Richie Hagarty	10-14	24	1-4	-	0-3	3-2	2-4	4-1	DNP	DNP
Kenny Soares Jr.	13-10	23	0-3	3-1	0-1	2-1	2-1	1-0	3-1	2-2
Jaylen Pate	9-9	18	2-2	0-1	0-1	2-3	0-1	4-0	1-1	-
Mac Uihlein	12-3	15	DNP	DNP	2-1	1-1	1-1	4-0	-	4-0
Carmine Bastone	6-9	15	0-2	0-1	1-2	1-2	2-0	-	2-2	-
Ore Adeyi	7-6	13	0-1	-	1-2	1-1	3-1	-	1-1	1-0
Aidan Hubbard	11-1	12	0-1	1-0	1-0	1-0	3-0	-	-	5-0
Najee Story	6-6	12	0-2	2-0	1-1	-	1-1	1-1	-	1-1
PJ Spencer	1-11	12	0-3	-	0-2	0-1	1-4	-	-	0-1
Jaheem Joseph	6-4	10	0-2	1-1	1-0	0-1	-	1-0	-	3-0
Anto Saka	5-4	9	0-2	2-0	1-1	-	1-0	-	1-1	-
Brendan Flakes	4-5	9	0-2	2-1	-	-	1-2	-	1-0	DNP
Robert Fitzgerald	6-2	8	-	3-1	1-1	-	1-0	-	-	1-0
Sean McLaughlin	6-1	7	1-0	2-0	-	-	1-0	-	1-1	1-0
Reginald Pearson	4-1	5	DNP	-	-	0-1	1-0	2-0	-	1-0
Evan Smith	2-3	5	-	0-1	-	-	-	2-0	0-1	0-1
Braden Turner	3-1	4	-	1-0	DNP	DNP	1-0	-	0-1	1-0
Greyson Metz	1-3	4	0-3	1-0	-	DNP	-	-	-	-
Braydon Brus	2-1	3	-	1-1	-	DNP	1-0	-	-	-
Joe DeHaan	2-0	2	DNP	2-0	-	DNP	-	DNP	DNP	DNP
Cam Johnson	1-0	1	-	-	1-0	-	-	-	-	-
Caleb Komolafe	1-0	1	-	1-0	-	DNP	DNP	DNP	DNP	DNP
Jake Arthurs	1-0	1	DNP	1-0	DNP	DNP	-	DNP	DNP	DNP
Luke Akers	1-0	1	-	DNP	DNP	DNP	-	DNP	1-0	DNP
Jaiden Cameron	1-0	1	DNP	1-0	DNP	DNP	DNP	DNP	DNP	DNP
Dylan Roberts	1-0	1	-	DNP	DNP	-	DNP	DNP	DNP	1-0
Dom D'Antonio	1-0	1	-	-	-	-	1-0	-	-	-
Caleb Tiernan	1-0	1	-	-	-	1-0	-	-	-	-
Matt Lawson	1-0	1	1-0	DNP	DNP	DNP	DNP	DNP	DNP	DNP
William Halkyard	0-1	1	-	-	-	-	-	-	0-1	-



**2023-24 Northwestern Football**  
**Rushing/Receiving Game-by-Game**  
**All games**

Page 1/1  
as of Nov 01, 2023

**Rushing**

Player	No-Yds/TD	RU	UTEP	DU	MINN	PSU	HOW	Nebr	MD
Cam Porter	93-346/2	6-8/0	17-90/0	10-49/0	16-56/1	7-18/0	18-78/0	9-20/0	10-27/1
Brendan Sullivan	59-136/2	4-11/0	-	5-22/1	DNP	7-25/0	15-38/1	14--16/0	14-56/0
Ben Bryant	35--24/2	8--15/0	6--1/1	4--7/0	6-4/0	11--5/1	DNP	DNP	DNP
Anthony Tyus III	22-112/0	-	-	DNP	-	3--4/0	7-44/0	6-63/0	6-9/0
Joseph Himon II	22-65/0	-	4-6/0	6-19/0	1-2/0	-	3-21/0	5-15/0	3-2/0
A.J. Henning	18-84/1	2-1/0	4-35/1	3-17/0	3-23/0	-	DNP	2--2/0	4-10/0
Jack Lausch	13-64/1	DNP	4-53/1	2-4/0	3-7/0	1--1/0	DNP	3-1/0	-
Jake Arthurs	4-11/0	DNP	2-2/0	DNP	DNP	2-9/0	DNP	DNP	DNP
Caleb Komolafe	2-7/0	2-7/0	-	-	DNP	DNP	DNP	DNP	DNP
Cam Johnson	1-8/0	-	-	-	-	-	1-8/0	-	-
Charlie Mangieri	1-3/0	-	-	-	-	1-3/0	-	-	-
Ryan Hilinski	1-2/0	DNP	1-2/0	DNP	-	DNP	DNP	DNP	-

**Receiving**

Player	No-Yds/TD	RU	UTEP	DU	MINN	PSU	HOW	Nebr	MD
Cam Johnson	31-385/1	4-45/0	3-51/0	5-45/0	4-35/0	6-81/0	4-55/1	3-27/0	2-46/0
Bryce Kirtz	30-474/4	DNP	3-17/0	4-42/0	10-215/2	3-12/0	4-41/1	3-96/0	3-51/1
A.J. Henning	25-201/2	4-42/0	2-16/0	5-24/1	5-29/1	1--2/0	DNP	3-40/0	5-52/0
Cam Porter	15-82/1	4-26/0	2-14/0	2-4/0	2-5/0	2-19/0	-	1-6/0	2-8/1
Joseph Himon II	11-203/1	1-9/0	1-85/1	-	4-28/0	1-1/0	1-6/0	1-7/0	2-67/0
Thomas Gordon	9-96/1	3-16/0	1-18/1	-	2-27/0	2-17/0	-	-	1-18/0
Marshall Lang	5-55/0	1-9/0	-	1-8/0	1-15/0	DNP	DNP	1-0/0	1-23/0
Charlie Mangieri	5-40/1	1-7/0	-	-	3-28/1	-	1-5/0	-	-
Calvin Johnson II	4-32/0	-	-	1-8/0	-	-	3-24/0	-	-
Caleb Komolafe	4-27/1	1-1/1	-	3-26/0	DNP	DNP	DNP	DNP	DNP
Anthony Tyus III	2-16/0	1-7/0	-	DNP	1-9/0	-	-	-	-
Lawson Albright	2-12/0	-	1-6/0	1-6/0	-	-	-	-	-
Jack Lausch	2-9/0	DNP	-	-	2-9/0	-	DNP	-	-
Jacob Gill	1-11/0	1-11/0	-	-	-	DNP	DNP	DNP	DNP
Rod Heard II	1-7/0	1-7/0	-	-	-	-	-	-	-
Jack Kennedy	1-5/0	1-5/0	-	DNP	-	-	-	-	-
Donnie Gray	1-4/0	1-4/0	-	DNP	DNP	-	-	-	DNP
Duke Olges	1-2/0	-	-	-	-	1-2/0	-	-	-



2023-24 Northwestern Football  
Returns Game-by-Game  
All games

Page 1/1  
as of Nov 01, 2023

**Punt Returns**

Player	No-Yds	RU	UTEP	DU	MINN	PSU	HOW	Nebr	MD
A.J. Henning	4-16	-	-	1--3	-	1-15	DNP	1--1	1-5
Bryce Kirtz	1-1	DNP	-	-	-	-	1-1	-	-

**Kick Returns**

Player	No-Yds	RU	UTEP	DU	MINN	PSU	HOW	Nebr	MD
A.J. Henning	8-187	-	-	2-53	-	3-78	DNP	2-40	1-16
Coco Azema	6-160	-	1-18	2-48	-	-	-	-	3-94
Bryce Kirtz	2-17	DNP	-	-	-	-	2-17	-	-
Anthony Tyus III	1-30	-	-	DNP	-	-	1-30	-	-
Rod Heard II	1-2	-	-	-	-	-	1-2	-	-

**Interceptions Returns**

Player	No-Yds	RU	UTEP	DU	MINN	PSU	HOW	Nebr	MD
Xander Mueller	1-28	-	1-28	-	-	-	-	-	-
Rod Heard II	1-10	-	-	-	-	-	-	1-10	-
Coco Azema	1-0	-	-	-	-	-	-	-	1-0
Devin Turner	1-0	-	-	-	-	-	-	1-0	-
Bryce Gallagher	1-0	-	1-0	-	-	-	-	-	-
Joe DeHaan	1-0	DNP	1-0	-	DNP	-	DNP	DNP	DNP

**Fumble Returns**

Player	No-Yds	RU	UTEP	DU	MINN	PSU	HOW	Nebr	MD
Bryce Gallagher	1-6	-	-	-	-	-	-	-	1-6
Braden Turner	1-0	-	-	DNP	DNP	1-0	-	-	-
Kenny Soares Jr.	1-0	1-0	-	-	-	-	-	-	-





**2023-24 Northwestern Football**  
**Sacks Game-by-Game**  
**All games**

Page 1/1  
as of Nov 01, 2023

Player	UA-A	Total	RU	UTEP	DU	MINN	PSU	HOW	Nebr	MD
Xander Mueller	4-1	4.5	-	1-3	0.5-4	-	-	2-21	-	1-0
Aidan Hubbard	4-0	4	-	1-4	-	-	-	-	-	3-6
Anto Saka	3-0	3	-	1-9	1-2	-	1-9	-	-	-
Richie Hagarty	1-1	1.5	-	-	0.5-3	-	-	1-8	DNP	DNP
Rod Heard II	1-0	1	-	1-2	-	-	-	-	-	-
Bryce Gallagher	1-0	1	-	-	-	-	-	-	-	1-12
Reginald Pearson	1-0	1	DNP	-	-	-	-	-	-	1-8



**2023-24 Northwestern Football  
Tackles For Loss Game-by-Game  
All games**

Page 1/1  
as of Nov 01, 2023

Player	UA-A	Total	RU	UTEP	DU	MINN	PSU	HOW	Nebr	MD
Xander Mueller	6-4	8.0	-	1.5-4	1.5-5	1.0-1	-	3.0-24	-	1.0-0
Aidan Hubbard	4-1	4.5	0.5-1	1.0-4	-	-	-	-	-	3.0-6
Bryce Gallagher	2-3	3.5	-	-	1.5-1	-	-	-	1.0-3	1.0-12
Rod Heard II	3-0	3.0	-	1.0-2	-	-	1.0-1	-	-	1.0-1
Anto Saka	3-0	3.0	-	1.0-9	1.0-2	-	1.0-9	-	-	-
Richie Hagarty	2-2	3.0	0.5-1	-	0.5-3	1.0-1	-	1.0-8	DNP	DNP
Mac Uihlein	1-1	1.5	DNP	DNP	-	0.5-2	-	1.0-2	-	-
Reginald Pearson	1-1	1.5	DNP	-	-	0.5-2	-	-	-	1.0-8
Garnett Hollis Jr.	1-0	1.0	-	-	-	1.0-2	-	-	-	-
Devin Turner	1-0	1.0	-	-	-	-	-	-	1.0-1	-
Theran Johnson	1-0	1.0	-	-	-	-	DNP	-	-	1.0-2
Braden Turner	1-0	1.0	-	1.0-1	DNP	DNP	-	-	-	-
Kenny Soares Jr.	1-0	1.0	-	-	-	-	-	-	-	1.0-4
Matt Lawson	1-0	1.0	1.0-2	DNP	DNP	DNP	DNP	DNP	DNP	DNP
Brendan Flakes	1-0	1.0	-	1.0-3	-	-	-	-	-	DNP
Sean McLaughlin	1-0	1.0	-	1.0-2	-	-	-	-	-	-
Evan Smith	0-1	0.5	-	0.5-1	-	-	-	-	-	-
Braydon Brus	0-1	0.5	-	0.5-0	-	DNP	-	-	-	-
PJ Spencer	0-1	0.5	-	-	0.5-1	-	-	-	-	-
Carmine Bastone	0-1	0.5	-	0.5-0	-	-	-	-	-	-



2023-24 Northwestern Football  
Fumbles Game-by-Game  
All games

Page 1/1  
as of Nov 01, 2023

**Fumbles**

Player	No-Lost	RU	UTEP	DU	MINN	PSU	HOW	Nebr	MD
Ben Bryant	4-1	2-0	-	-	2-1	-	DNP	DNP	DNP
Brendan Sullivan	1-0	-	-	-	DNP	-	-	1-0	-
A.J. Henning	1-0	-	-	-	-	-	DNP	1-0	-

**Fumbles Forced**

Player	Number	RU	UTEP	DU	MINN	PSU	HOW	Nebr	MD
Bryce Gallagher	2	-	-	-	-	-	-	1	1
Rod Heard II	1	-	-	-	-	-	1	-	-
Braydon Brus	1	-	-	-	DNP	1	-	-	-
Anto Saka	1	-	-	-	-	1	-	-	-
Reginald Pearson	1	DNP	-	-	-	1	-	-	-

**Fumbles Recovered**

Player	Number	RU	UTEP	DU	MINN	PSU	HOW	Nebr	MD
Braden Turner	1	-	-	DNP	DNP	1	-	-	-
Bryce Gallagher	1	-	-	-	-	-	-	-	1
Kenny Soares Jr.	1	1	-	-	-	-	-	-	-



2023-24 Northwestern Football  
Passing Game-by-Game  
All games

Page 1/1  
as of Nov 01, 2023

#2 Ben Bryant	Comp	Att	Int	Pct	Yards	TD	Long	Sacked	Effic.
Rutgers	20	36	2	55.6	169	0	26	5-37	83.9
UTEP	11	17	0	64.7	116	1	43	2-12	141.4
Duke	17	34	1	50.0	123	1	20	1-8	84.2
Minnesota	33	49	0	67.3	396	4	80	2-14	162.2
Penn St.	14	25	0	56.0	122	0	22	5-32	97.0
<b>Totals</b>	<b>95</b>	<b>161</b>	<b>3</b>	<b>59.0</b>	<b>926</b>	<b>6</b>	<b>80</b>	<b>15-103</b>	<b>115.9</b>

#3 Ryan Hilinski	Comp	Att	Int	Pct	Yards	TD	Long	Sacked	Effic.
UTEP	1	1	0	100.0	85	1	85	0-0	1144
<b>Totals</b>	<b>1</b>	<b>1</b>	<b>0</b>	<b>100.0</b>	<b>85</b>	<b>1</b>	<b>85</b>	<b>0-0</b>	<b>1144</b>

#6 Brendan Sullivan	Comp	Att	Int	Pct	Yards	TD	Long	Sacked	Effic.
Rutgers	3	4	0	75.0	13	1	7	0-0	184.8
Duke	5	6	0	83.3	40	0	14	1-3	139.3
Penn St.	2	6	1	33.3	8	0	7	2-15	11.2
Howard	13	18	0	72.2	131	2	35	4-28	170.0
Nebraska	12	23	1	52.2	176	0	66	7-49	107.8
Maryland	16	23	0	69.6	265	2	53	5-12	195.0
<b>Totals</b>	<b>51</b>	<b>80</b>	<b>2</b>	<b>63.8</b>	<b>633</b>	<b>5</b>	<b>66</b>	<b>19-107</b>	<b>145.8</b>

#12 Jack Lausch	Comp	Att	Int	Pct	Yards	TD	Long	Sacked	Effic.
UTEP	1	2	0	50.0	6	0	6	0-0	75.2
Minnesota	1	1	0	100.0	4	0	4	0-0	133.6
<b>Totals</b>	<b>2</b>	<b>3</b>	<b>0</b>	<b>66.7</b>	<b>10</b>	<b>0</b>	<b>6</b>	<b>1-2</b>	<b>94.7</b>

#99 Hunter Renner	Comp	Att	Int	Pct	Yards	TD	Long	Sacked	Effic.
Rutgers	1	1	0	100.0	7	0	7	0-0	158.8
<b>Totals</b>	<b>1</b>	<b>1</b>	<b>0</b>	<b>100.0</b>	<b>7</b>	<b>0</b>	<b>7</b>	<b>0-0</b>	<b>158.8</b>





2023-24 Northwestern Football  
Red-Zone Results  
All games

Page 1/1  
as of Nov 01, 2023

Northwestern Inside Opponent Red-Zone

Date	Opponent	Score	Times		Total	Rush		Pass	FGs	Failed to score inside RZ					
			In RZ	Scored		Pts	TDs	TDs	TDs	Made	FGA	Down	Int	Fumb	Half Game
09/03/2023	at Rutgers	L 7-24	1	1	7	1	0	1	0	0	0	0	0	0	0
09/09/2023	UTEP	W 38-7	4	4	28	4	3	1	0	0	0	0	0	0	0
09/16/2023	at Duke	L 14-38	3	2	14	2	1	1	0	0	1	0	0	0	0
09/23/2023	Minnesota	W 37-34	4	4	24	3	1	2	1	1	0	0	0	0	0
09/30/2023	Penn St.	L 13-41	3	3	13	1	1	0	2	2	0	0	0	0	0
10/07/2023	Howard	W 23-20	2	1	7	1	0	1	0	0	0	0	0	0	1
10/21/2023	at Nebraska	L 9-17	3	3	9	0	0	0	3	3	0	0	0	0	0
10/28/2023	Maryland	W 33-27	6	6	30	3	1	2	3	3	0	0	0	0	0
Totals 24 of 26 (92.3%)			26	24	132	15	7	8	9	9	1	0	0	0	1

Opponents Inside Northwestern Red-Zone

Date	Opponent	Score	Times		Total	Rush		Pass	FGs	Failed to score inside RZ					
			In RZ	Scored		Pts	TDs	TDs	TDs	Made	FGA	Down	Int	Fumb	Half Game
09/03/2023	Rutgers	L 7-24	5	4	24	3	2	1	1	2	0	0	0	0	0
09/09/2023	UTEP	W 38-7	2	1	7	1	0	1	0	0	1	0	0	0	0
09/16/2023	Duke	L 14-38	5	5	31	4	4	0	1	1	0	0	0	0	0
09/23/2023	Minnesota	W 37-34	3	3	21	3	1	2	0	0	0	0	0	0	0
09/30/2023	Penn St.	L 13-41	5	5	31	4	3	1	1	1	0	0	0	0	0
10/07/2023	Howard	W 23-20	4	2	14	2	2	0	0	0	2	0	0	0	0
10/21/2023	Nebraska	L 9-17	2	1	7	1	1	0	0	0	0	0	0	0	1
10/28/2023	Maryland	W 33-27	5	4	20	2	0	2	2	2	1	0	0	0	0
Totals 25 of 31 (80.6%)			31	25	155	20	13	7	5	6	4	0	0	0	1



2023-24 Northwestern Football  
Tackles Breakdown  
All games

Page 1/2  
as of Nov 01, 2023

### All Tackles

Player	Total	Rush	Pass	Sack	KO	Punt	Int	Fumb	FF	Other
Bryce Gallagher	70	0	0	3.5	0	0	0	0	0	66.5
Xander Mueller	55	0	0	8	0	0	0	0	0	47
Coco Azema	43	0	0	0	0	0	0	0	0	43
Rod Heard II	41	0	0	3	0	0	0	0	0	38
Devin Turner	40	0	0	1	0	0	0	0	0	39
Garnett Hollis Jr.	28	0	0	1	0	0	0	0	0	27
Theran Johnson	26	0	0	1	0	0	0	0	0	25
Richie Hagarty	24	0	0	3	0	0	0	0	0	21
Kenny Soares Jr.	23	0	0	1	0	0	0	0	0	22
Jaylen Pate	18	0	0	0	0	0	0	0	0	18
Mac Uihlein	15	0	0	1.5	0	0	0	0	0	13.5
Carmine Bastone	15	0	0	0.5	0	0	0	0	0	14.5
Ore Adeyi	13	0	0	0	0	0	0	0	0	13
PJ Spencer	12	0	0	0.5	0	0	0	0	0	11.5
Aidan Hubbard	12	0	0	4.5	0	0	0	0	0	7.5
Najee Story	12	0	0	0	0	0	0	0	0	12
Jaheem Joseph	10	0	0	0	0	0	0	0	0	10
Anto Saka	9	0	0	3	0	0	0	0	0	6
Brendan Flakes	9	0	0	1	0	0	0	0	0	8
Robert Fitzgerald	8	0	0	0	0	0	0	0	0	8
Sean McLaughlin	7	0	0	1	0	0	0	0	0	6
Reginald Pearson	5	0	0	1.5	0	0	0	0	0	3.5
Evan Smith	5	0	0	0.5	0	0	0	0	0	4.5
Greyson Metz	4	0	0	0	0	0	0	0	0	4
Braden Turner	4	0	0	1	0	0	0	0	0	3
Braydon Brus	3	0	0	0.5	0	0	0	0	0	2.5
Joe DeHaan	2	0	0	0	0	0	0	0	0	2
Matt Lawson	1	0	0	1	0	0	0	0	0	0
Cam Johnson	1	0	0	0	0	0	0	0	0	1
Dom D'Antonio	1	0	0	0	0	0	0	0	0	1
William Halkyard	1	0	0	0	0	0	0	0	0	1
Jaiden Cameron	1	0	0	0	0	0	0	0	0	1
Jake Arthurs	1	0	0	0	0	0	0	0	0	1
Luke Akers	1	0	0	0	0	0	0	0	0	1
Caleb Tiernan	1	0	0	0	0	0	0	0	0	1
Caleb Komolafe	1	0	0	0	0	0	0	0	0	1
Dylan Roberts	1	0	0	0	0	0	0	0	0	1
<b>Total</b>	<b>524</b>	<b>0</b>	<b>0</b>	<b>38</b>	<b>0</b>	<b>0</b>	<b>0</b>	<b>0</b>	<b>0</b>	<b>486</b>

### Rushing Tackles

Player	No.
<b>Total</b>	<b>0</b>

### Passing Tackles

Player	No.
<b>Total</b>	<b>0</b>



2023-24 Northwestern Football  
Tackles Breakdown  
All games

Page 2/2  
as of Nov 01, 2023

Special Teams Tackles

Player	Total	KO	Punt
Total	0	0	0

Kickoff return Tackles

Player	No.
Total	0

Punt Return Tackles

Player	No.
Total	0



2023-24 Northwestern Football  
By Quarter Statistics  
All games

Page 1/1  
as of Nov 01, 2023

### 3rd-Down Conversions

Date	Opponent		Score	Overall	1st Qtr	2nd Qtr	3rd Qtr	4th Qtr	Overtime
09/03/2023	at Rutgers	L	7-24	5-15 33.3	0-1 0.0	1-4 25.0	0-3 0.0	4-7 57.1	0-0 0.0
09/09/2023	UTEP	W	38-7	6-11 54.5	1-2 50.0	1-4 25.0	3-3 100.0	1-2 50.0	0-0 0.0
09/16/2023	at Duke	L	14-38	10-18 55.6	1-4 25.0	3-4 75.0	1-3 33.3	5-7 71.4	0-0 0.0
09/23/2023	Minnesota	Wot1	37-34	8-17 47.1	2-5 40.0	0-3 0.0	1-3 33.3	5-6 83.3	0-0 0.0
09/30/2023	Penn St.	L	13-41	5-16 31.3	1-3 33.3	1-4 25.0	1-4 25.0	2-5 40.0	0-0 0.0
10/07/2023	Howard	W	23-20	7-13 53.8	1-3 33.3	3-5 60.0	2-2 100.0	1-3 33.3	0-0 0.0
10/21/2023	at Nebraska	L	9-17	3-15 20.0	0-4 0.0	1-2 50.0	1-4 25.0	1-5 20.0	0-0 0.0
10/28/2023	Maryland	W	33-27	2-10 20.0	0-1 0.0	2-3 66.7	0-3 0.0	0-3 0.0	0-0 0.0
Northwestern				46-115 40.0	6-23 26.1	12-29 41.4	9-25 36.0	19-38 50.0	0-0 0.0
Opponents				44-111 39.6	10-26 38.5	12-29 41.4	15-30 50.0	7-25 28.0	0-1 0.0

### 4th-Down Conversions

Date	Opponent		Score	Overall	1st Qtr	2nd Qtr	3rd Qtr	4th Qtr	Overtime
09/03/2023	at Rutgers	L	7-24	1-3 33.3	0-0 0.0	0-2 0.0	0-0 0.0	1-1 100.0	0-0 0.0
09/09/2023	UTEP	W	38-7	0-0 0.0	0-0 0.0	0-0 0.0	0-0 0.0	0-0 0.0	0-0 0.0
09/16/2023	at Duke	L	14-38	1-3 33.3	0-0 0.0	0-0 0.0	1-1 100.0	0-2 0.0	0-0 0.0
09/23/2023	Minnesota	Wot1	37-34	0-0 0.0	0-0 0.0	0-0 0.0	0-0 0.0	0-0 0.0	0-0 0.0
09/30/2023	Penn St.	L	13-41	0-2 0.0	0-0 0.0	0-0 0.0	0-2 0.0	0-0 0.0	0-0 0.0
10/07/2023	Howard	W	23-20	0-1 0.0	0-0 0.0	0-0 0.0	0-0 0.0	0-1 0.0	0-0 0.0
10/21/2023	at Nebraska	L	9-17	0-1 0.0	0-0 0.0	0-0 0.0	0-0 0.0	0-1 0.0	0-0 0.0
10/28/2023	Maryland	W	33-27	0-0 0.0	0-0 0.0	0-0 0.0	0-0 0.0	0-0 0.0	0-0 0.0
Northwestern				2-10 20.0	0-0 0.0	0-2 0.0	1-3 33.3	1-5 20.0	0-0 0.0
Opponents				9-15 60.0	4-5 80.0	0-2 0.0	3-3 100.0	2-5 40.0	0-0 0.0

### Time of Possession

Date	Opponent		Score	Overall	1st Qtr	2nd Qtr	3rd Qtr	4th Qtr	Overtime
09/03/2023	at Rutgers	L	7-24	15:37	-05:01	06:53	04:14	09:31	00:00
09/09/2023	UTEP	W	38-7	28:39	05:14	06:32	09:34	07:19	00:00
09/16/2023	at Duke	L	14-38	28:54	06:17	09:55	01:33	11:09	00:00
09/23/2023	Minnesota	Wot1	37-34	29:50	06:13	07:03	07:17	09:17	00:00
09/30/2023	Penn St.	L	13-41	27:52	04:14	10:44	03:12	09:42	00:00
10/07/2023	Howard	W	23-20	30:26	05:31	12:06	04:19	08:30	00:00
10/21/2023	at Nebraska	L	9-17	30:52	07:21	05:55	07:23	10:13	00:00
10/28/2023	Maryland	W	33-27	30:47	06:39	09:05	05:30	09:33	00:00
Northwestern				Total	36:28	68:13	43:02	75:14	00:00
				Avg.	04:33	08:32	05:23	09:24	00:00
Opponents				Total	54:13	74:39	61:13	60:30	00:00
				Avg.	06:47	09:20	07:39	07:34	00:00





2023-24 Northwestern Football  
Team Game-by-Game Comparison  
All games

Page 1/1  
as of Nov 01, 2023

Opponent	Score	First Downs				Rushing Number-Yards	Passing		Total Offense Plays-Yards	Return Yards	Turn- Overs
		Total	Rush	Pass	Pen		Comp-Att-Int	Yards			
Rutgers	7-24	13 / 20	5 / 11	7 / 8	1 / 1	22-12 / 44-122	24-41-2 / 17-29-0	189 / 163	63-201 / 73-285	0 / -1	2 / 1
UTEP	38-7	17 / 18	10 / 8	6 / 9	1 / 1	39-184 / 35-104	13-20-0 / 19-30-3	207 / 215	59-391 / 65-319	46 / 88	0 / 3
Duke	14-38	20 / 25	9 / 13	10 / 12	1 / 0	30-104 / 40-268	22-40-1 / 15-20-0	163 / 219	70-267 / 60-487	98 / 21	1 / 0
Minnesota	37-34	25 / 15	5 / 7	17 / 7	3 / 1	29-92 / 42-244	34-51-0 / 14-19-0	400 / 153	80-492 / 61-397	0 / 26	1 / 0
Penn St.	13-41	12 / 19	5 / 8	6 / 10	1 / 1	32-45 / 39-134	16-31-1 / 19-34-0	130 / 219	63-175 / 73-353	93 / 62	1 / 1
Howard	23-20	21 / 18	10 / 8	8 / 9	3 / 1	46-181 / 36-162	13-18-0 / 18-30-0	131 / 169	64-312 / 66-331	50 / 32	0 / 0
Nebraska	9-17	12 / 14	6 / 11	5 / 2	1 / 1	39-81 / 39-163	12-23-1 / 8-17-2	176 / 85	62-257 / 56-248	49 / 56	1 / 2
Maryland	33-27	19 / 25	6 / 9	10 / 14	3 / 2	40-99 / 27-117	16-23-0 / 30-47-1	265 / 274	63-364 / 74-391	121 / 116	0 / 2
Totals	174-208	139 / 154	56 / 75	69 / 71	14 / 8	277-798 / 302-1314	150-247-5 / 140-226-6	1661 / 1497	524-2459 / 528-2811	457 / 400	6 / 9

Opponents	3rd Down Conversion	4th Down Conversion	Time of Possession	TOP Margin	Avg Yds/Rush	Avg Yds/Pass	Avg Yds/Play	Punting Number-Avg	Penalties Number-Yards	Sacks
Rutgers	5-15 / 8-18	1-3 / 3-3	15:37 / 37:56	-22:19	0.5 / 2.8	4.6 / 5.6	3.2 / 3.9	6-39.8 / 5-39.4	3-30.0 / 2-19.0	0 / 5
UTEP	6-11 / 3-13	0-0 / 2-4	28:39 / 31:21	-02:42	4.7 / 3.0	10.4 / 7.2	6.6 / 4.9	4-41.3 / 4-39.3	4-33.0 / 6-42.0	4 / 2
Duke	10-18 / 5-9	1-3 / 0-1	28:54 / 31:06	-02:12	3.5 / 6.7	4.1 / 11.0	3.8 / 8.1	5-34.4 / 1-53.0	1-8.0 / 1-15.0	2 / 2
Minnesota	8-17 / 3-13	0-0 / 1-1	29:50 / 30:09	-00:19	3.2 / 5.8	7.8 / 8.1	6.2 / 6.5	7-37.1 / 7-42.1	8-87.0 / 5-59.0	0 / 2
Penn St.	5-16 / 8-17	0-2 / 2-2	27:52 / 32:08	-04:16	1.4 / 3.4	4.2 / 6.4	2.8 / 4.8	6-37.3 / 4-46.8	4-18.0 / 6-45.0	1 / 7
Howard	7-13 / 7-15	0-1 / 1-3	30:26 / 29:34	00:52	3.9 / 4.5	7.3 / 5.6	4.9 / 5.0	4-34.8 / 3-33.3	8-46.0 / 8-52.0	3 / 4
Nebraska	3-15 / 4-12	0-1 / 0-0	30:52 / 29:08	01:44	2.1 / 4.2	7.7 / 5.0	4.1 / 4.4	7-42.6 / 7-41.0	8-75.0 / 3-30.0	0 / 8
Maryland	2-10 / 6-14	0-0 / 0-1	30:47 / 29:13	01:34	2.5 / 4.3	11.5 / 5.8	5.8 / 5.3	4-38.0 / 4-42.0	8-69.0 / 6-69.0	6 / 5
<b>Totals</b>	<b>46-115 / 44-111</b>	<b>2-10 / 9-15</b>	<b>222:57 / 250:35</b>	<b>-27:38</b>	<b>2.9 / 4.4</b>	<b>6.7 / 6.6</b>	<b>4.7 / 5.3</b>	<b>43-38.3 / 35-41.3</b>	<b>44-366.0 / 37-331.0</b>	<b>16 / 35</b>

Note: Game totals are displayed in the format TEAM/OPPONENT for each category



2023-24 Northwestern Football  
Results and Comparison  
All games

Page 1/1  
as of Nov 01, 2023

	Date	Opponent		Score	Overall	Conf	Time	Attend
*	09/03/2023	at Rutgers	L	7-24	0-1	0-1	3:26	53026
	09/09/2023	UTEP	W	38-7	1-1	0-1	3:00	14851
	09/16/2023	at Duke	L	14-38	1-2	0-1	2:52	18141
*	09/23/2023	Minnesota	Wot1	37-34	2-2	1-1	3:40	20148
*	09/30/2023	Penn St.	L	13-41	2-3	1-2	3:17	25064
	10/07/2023	Howard	W	23-20	3-3	1-2	3:11	22160
*	10/21/2023	at Nebraska	L	9-17	3-4	1-3	2:59	86769
*	10/28/2023	Maryland	W	33-27	4-4	2-3	3:21	19286

Opponent	Score	First Downs				Rushing Number-Yards	Passing		Total Offense Plays-Yards	Return Yards	Turn- Overs
		Total	Rush	Pass	Pen		Comp-Att.-Int	Yards			
Rutgers	7-24	13 / 20	5 / 11	7 / 8	1 / 1	22-12 / 44-122	24-41-2 / 17-29-0	189 / 163	63-201 / 73-285	0 / -1	2 / 1
UTEP	38-7	17 / 18	10 / 8	6 / 9	1 / 1	39-184 / 35-104	13-20-0 / 19-30-3	207 / 215	59-391 / 65-319	46 / 88	0 / 3
Duke	14-38	20 / 25	9 / 13	10 / 12	1 / 0	30-104 / 40-268	22-40-1 / 15-20-0	163 / 219	70-267 / 60-487	98 / 21	1 / 0
Minnesota	37-34	25 / 15	5 / 7	17 / 7	3 / 1	29-92 / 42-244	34-51-0 / 14-19-0	400 / 153	80-492 / 61-397	0 / 26	1 / 0
Penn St.	13-41	12 / 19	5 / 8	6 / 10	1 / 1	32-45 / 39-134	16-31-1 / 19-34-0	130 / 219	63-175 / 73-353	93 / 62	1 / 1
Howard	23-20	21 / 18	10 / 8	8 / 9	3 / 1	46-181 / 36-162	13-18-0 / 18-30-0	131 / 169	64-312 / 66-331	50 / 32	0 / 0
Nebraska	9-17	12 / 14	6 / 11	5 / 2	1 / 1	39-81 / 39-163	12-23-1 / 8-17-2	176 / 85	62-257 / 56-248	49 / 56	1 / 2
Maryland	33-27	19 / 25	6 / 9	10 / 14	3 / 2	40-99 / 27-117	16-23-0 / 30-47-1	265 / 274	63-364 / 74-391	121 / 116	0 / 2
<b>Totals</b>	<b>174-208</b>	<b>139 / 154</b>	<b>56 / 75</b>	<b>69 / 71</b>	<b>14 / 8</b>	<b>277-798 / 302-1314</b>	<b>150-247-5 / 140-226-6</b>	<b>1661 / 1497</b>	<b>524-2459 / 528-2811</b>	<b>457 / 400</b>	<b>6 / 9</b>



**2023-24 Northwestern Football**  
**All-Purpose Yards Game-by-Game**  
**All games**

Page 1/1  
as of Nov 01, 2023

Player	Total	RU	UTEP	DU	MINN	PSU	HOW	Nebr	MD
Bryce Kirtz	492	DNP	17	42	215	12	59	96	51
A.J. Henning	488	43	51	91	52	91	DNP	77	83
Cam Porter	428	34	104	53	61	37	78	26	35
Cam Johnson	393	45	51	45	35	81	63	27	46
Joseph Himon II	268	9	91	19	30	1	27	22	69
Coco Azema	160	-	18	48	-	-	-	-	94
Anthony Tyus III	158	7	-	DNP	9	-4	74	63	9
Brendan Sullivan	136	11	-	22	DNP	25	38	-16	56
Thomas Gordon	96	16	18	-	27	17	-	-	18
Jack Lausch	73	DNP	53	4	16	-1	DNP	1	-
Marshall Lang	55	9	-	8	15	DNP	DNP	-	23
Charlie Mangieri	43	7	-	-	28	3	5	-	-
Caleb Komolafe	34	8	-	26	DNP	DNP	DNP	DNP	DNP
Calvin Johnson II	32	-	-	8	-	-	24	-	-
Xander Mueller	28	-	28	-	-	-	-	-	-
Rod Heard II	19	7	-	-	-	-	2	10	-
Lawson Albright	12	-	6	6	-	-	-	-	-
Jacob Gill	11	11	-	-	-	DNP	DNP	DNP	DNP
Jake Arthurs	11	DNP	2	DNP	DNP	9	DNP	DNP	DNP
Jack Kennedy	5	5	-	DNP	-	-	-	-	-
Donnie Gray	4	4	-	DNP	DNP	-	-	-	DNP
Ryan Hilinski	2	DNP	2	DNP	-	DNP	DNP	DNP	-
Duke Olges	2	-	-	-	-	2	-	-	-
Ben Bryant	-24	-15	-1	-7	4	-5	DNP	DNP	DNP

**collegepressbox**  
SINCE 2005 EVERYTHING BUT THE PREGAME MEAL

**2024**

**NATIONAL CHAMPIONSHIP**

JANUARY 8 | HOUSTON

**133 Teams**  
**10 Conferences**  
**42 Bowls**  
**24 Awards**

**collegepressbox** is the official  
media website for Division I football

Access and download game notes, quotes, statistics, media guides,  
headshots, logos and more for all FBS schools, conferences,  
postseason games, awards and the College Football Playoff

**For access, please register for an account at:**  
**[collegepressbox.com/register](https://collegepressbox.com/register)**

 collegepressbox

 collegepressboxvideo