


Game 7 // Northwestern at Iowa // Saturday, Oct. 29, 2022

KICKOFF



NORTHWESTERN WILDCATS

2022 Record	1-6, 1-3 Big Ten
2022 Rankings	N/A
Head Coach	Pat Fitzgerald
Record at NU (Yrs.)	110-96 (17th)
Big Ten Record	65-71 (.478)
vs. Iowa	9-7
Offensive Coordinator	Mike Bajakian
Defensive Coordinator	Jim O'Neil

IOWA HAWKEYES

2022 Record	3-4, 1-3 Big Ten
2022 Rankings	N/A
Head Coach	Kirk Ferentz
Record at Iowa (Yrs.)	181-114 (24th)
Big Ten Record	111-82 (.575)
vs. Northwestern	10-11
Offensive Coordinator	Brian Ferentz
Defensive Coordinator	Phil Parker



	IOWA CITY, IOWA
	2:30 p.m. CT
	KINNICK STADIUM
	ESPN2
	WMVP 1000 AM
	NUSports.com

QUICK HITTERS

- Northwestern is looking to win a program-record 4th consecutive game at Iowa.
- OL Peter Skoronski leads all offensive linemen in college football with a 91.9 pass blocking grade.
- RB Evan Hull ranks 6th in the nation (2nd in Big Ten) averaging 152.6 all-purpose yards/game.
- Northwestern's o-line is allowing just 1.14 sacks per game this season (3rd-fewest in Big Ten)
- LB Bryce Gallagher ranks 2nd in the conference (16th in nation) in tackles per game with 10.0
- Northwestern's 6 wins at Iowa during the Fitz Era (2006-) are tied for the most in the nation.

ON THE AIR



ESPN2

PBP: ANISH SCHROFF
ANALYST: BROCK OSWEILER
SIDELINE: TAYLOR MCGREGOR
WMVP 1000 AM
PBP: DAVE EANET
ANALYST: TED ALBRECHT
SIDELINE: LAUREN WITHROW



2022 SCHEDULE

Nebraska	Duke	SIU	Miami (OH)	@Penn State	Wisconsin	@Maryland	@Iowa	Ohio State	@Minnesota	@Purdue	Illinois
Aug. 27	Sept. 10	Sept. 17	Sept. 24	Oct. 1	Oct. 8	Oct. 22	Oct. 29	Nov. 5	Nov. 12	Nov. 19	Nov. 26
W, 31-28	L, 31-23	L, 31-24	L, 17-14	L, 17-7	L, 42-7	L, 31-24	2:30	11 am	TBD	TBD	TBD
*Dublin, Ireland											

THE OPENING DRIVE

LAST TIME OUT

Northwestern could not complete a fourth quarter comeback at Maryland, falling 31-24 to the Terrapins.

- NU rushed for a season-high 215 yards, powered by 119 rushing yards from Evan Hull (6.0 yards per carry).
- Three different Wildcats finished with 10+ tackles for the second time in three games (also done vs. Penn State), led by a career-high 16 tackles from Bryce Gallagher, a career-high 10 tackles for Rod Heard II, and 10 tackles from Xander Mueller, his second double-digit tackling performance of the season.
- Northwestern's defense recorded a season-high 4.0 sacks as well as 8.0 tackles for loss (second-most this year; had 10.0 vs. SIU). Adetomiwa Adebawore led the pass rush efforts with a career-high 2.0 sacks and a forced fumble.

SKORONSKI = STAR

This week, **OT Peter Skoronski** was named to the Midseason All-America Team by Pro Football Focus and the Associated Press. Skoronski is graded as the top pass-protector in the country by PFF, with a 91.9 pass blocking grade. He has allowed only four pressures on 324 pass-blocking snaps.

- According to PFF, his 81.0 run-blocking grade also ranks 5th best among all Power 5 tackles.
- Skoronski was named to PFF's Week 3 Team of the Week for his performance against Southern Illinois, his second Team of the Week recognition of the season. He was also named the Week 0 Offensive Player of the Week following the Wildcats' win over Nebraska.
- Skoronski was one of 10 players voted to the Preseason All-Big Ten Team this Summer.

ADETOMIWA'S STOCK: RISING

DE Adetomiwa Adebawore registered 19 pressures and 12 run stops this season through his first 7 games, per PFF.

- Adebawore ranks 9th among all Big Ten edge defenders with a 82.8 pass rush grade this season.
- Adebawore led the 'Cats with 4.5 sacks and 8.5 tackles for loss last year on his way to All-Big Ten honors.
- The Athletic's Bruce Feldman selected Adebawore to his annual "Freak List," spotlighting 100 players in college football displaying extraordinarily unique physical abilities. Notable accolades for Adebawore include: 30 bench press reps (225 lbs), 37.5" vertical leap, 20-yd shuffle time of 4.05.

IOWA SERIES 101:

Iowa leads the all-time series vs. Northwestern, 52-28, however Northwestern has won four of the last six matchups vs. the Hawkeyes, including each of the last three meetings at Kinnick Stadium:

- **October 31, 2020 at Iowa (Northwestern 21, Iowa 20):** After falling behind 17-0 in the first quarter, Northwestern erased the deficit and held the Hawkeyes scoreless in the second half en route to a 21-20 victory.
- **November 10, 2018 at Iowa (Northwestern 14, #21 Iowa 10):** Northwestern clinched its first-ever Big Ten West Title. A 32-yard TD connection from Clayton Thorson to Bennett Skowronek with 9:27 left proved to be the game-winning score.
- **October 1, 2016 at Iowa (Northwestern 38, Iowa 31):** Led by a trio of touchdowns from eventual Big Ten Receiver of the Year Austin Carr and 171 rushing yards by Justin Jackson, Northwestern's offense exploded for 362 total yards and 38 points (3rd-most ever scored against Iowa). Ifeadi Odenigbo led the 'Cats defense with a career-high four sacks.
- Pat Fitzgerald is 6-3 at Kinnick Stadium since taking over in 2006. Northwestern's six wins at Iowa are tied with Wisconsin for the most by any team during that span.
- Last time the Wildcats won three-straight at Iowa was from 2006-09 (also won three-straight in a span from 1959-71).

INSIDE THE NUMBERS

7

Evan Hull is one of just seven FBS players since 2000 to have 500+ rushing yards and 400+ receiving yards through his team's first seven games...
(see who those players are on the next page...)

2724

Northwestern has tallied 2,724 yards of offense through its first seven games, the most through seven games by an NU team since 2017.

364

Evan Hull leads all running backs in the country this season with 364 yards after the catch. He also ranks second among all RBs in the nation with 436 receiving yards.

10

Bryce Gallagher is averaging 10.0 tackles per game (2nd in Big Ten). He is one of just four Wildcats since 2000 to average 10.0 tackles through their first seven games
(complete list on next page...)

1

Left tackle Peter Skoronski enters the season projected as a consensus first-round pick for the 2023 NFL Draft, ranked as the No. 1 tackle in the draft by PFF.

FYI

- Northwestern uses the term "first year" to refer to its new student-athletes, abbreviated by "Fy."
- The correct abbreviation for Northwestern is "NU," not "NW" or "NWU" or the like.
- The correct logo for Northwestern is the "Block N." Please contact Zach Wingrove at zachary.wingrove@northwestern.edu if you are in need.



GAME NOTES

MORE EVAN HULL? MORE EVAN HULL.

RB Evan Hull is one of just seven FBS players since 2000 to have 500+ rushing yards and 400+ receiving yards in his team's first seven games (also Travis Etienne, Clemson; 2020, Kenneth Gainwell, Memphis; 2019, Saquon Barkley, Penn State; 2017, Curtis Samuel, Ohio State; 2016, DJ Foster, Arizona State; 2014, Mewelde Moore, Tulane; 2001).

- Hull recorded his third 100+ rushing game of the season at Maryland and the ninth of his career ... He also tore off three rushes of 15+ yards against the Terrapins, bringing his total to 8 on the season.
- Hull tallied 119 rushing yards on 22 carries, 55 receiving yards, and the eventual game-winning touchdown vs. Nebraska ... Hull became the sixth Wildcat in the past eight seasons to eclipse 100 rushing yards in the season opener.
- Hull was named to preseason watch lists for both the Maxwell Award and Doak Walker Awards. Last season, Hull earned All-Big Ten honorable mention accolades (both by Coaches and Media) after rushing for 1,009 yards (6th in the Big Ten), becoming NU's first 1,000 yard rusher since Justin Jackson did so during his senior season in 2017.
- Hull was one of just seven running backs in the Big Ten to cross the 1,000 yard mark, and one of just three returning for this season (also Wisconsin's Braelon Allen and Ohio State's Treveon Henderson). Also one of eight qualifying ball carriers in the Big Ten last year to average 5.0+ yards per carry.
- His 7 rushing touchdowns in 2021 were the most by an NU player since Clayton Thorson ran for 9 in 2018 and the most by a 'Cats running back since Justin Jackson ran for 11 in 2017.
- Hull led the Wildcats with 1,276 all-purpose yards in 2021, averaging over 100+ yards per game.
- Since making his debut on Oct. 5, 2019 against Nebraska, Hull has accounted for nine of Northwestern's 17 rushing touchdowns of 15+ yards.
- Per Pro Football Focus, Hull has a 79.3 receiving grade, which ranks 7th in the country and best in the Big Ten among all running backs.

MEET THE QB'S.

QB Brendan Sullivan Made his first-career start at Maryland last week, going 18-of-24 for 146 yards and a TD while adding 53 rushing yards and a TD on the ground.

- Finished with 11-of-17 for 114 yards and one touchdown in his collegiate debut vs. Wisconsin. His 114 yards passing were the most by a quarterback making his collegiate debut with Northwestern since Brett Basanez passed for 158 yards against Air Force on August 31, 2002.
- Sullivan is the first player to pass for a touchdown in each of his first two appearances with Northwestern since Trevor Siemian in 2011.
- A class of 2021 commit, Sullivan was ranked by ESPN as the 28th Pro-Style quarterback overall and 10th best player in the state of Michigan. He led Davison High School to a 2019 D1 State Championship during his junior season, passing for 3,044 yards and 33 touchdowns while rushing for 407 yards and another 11 TDs en route to a 12-2 record. As a senior in a COVID-shortened 2020 season, he passed for 1,012 yards and 10 touchdowns while rushing for 282 yards and 7 TDs in nine games before opting to enroll early at Northwestern following cancellations of his high school season.

QB Ryan Hilinski threw for 300+ yards in each of the first two games this season, becoming the first Northwestern quarterback to pass for 300 or more yards in back-to-back games since Clayton Thorson in the 2018 season.

TACKLING MACHINE

LB Bryce Gallagher ranks second in the Big Ten and 16th in the nation averaging a team-leading 10.0 total tackles per game so far this season. He is one of just four Wildcats since 2000 to be averaging double-digit tackles through NU's first seven games of the season, joining Chris Bergin in 2021, Adam Kadela in 2007 and (current NU LBs Coach) Tim McGarigle in 2005.

- Gallagher recorded a career-high 16 total tackles at Maryland, along with a career-high 2.5 tackles for loss. He is just the third player in college football this season to record 15+ tackles and 2.5+ TFLs in a game, and just the second NU player this century to do so (joining his LBs coach, McGarigle).
- Against Penn State Gallagher was apart of three takeaways while recording 12 total tackles. He is the first Wildcat to record 10+ tackles, 1+ INT, and 1+ forced fumbles in a game since Brian Peters vs. Minnesota on Nov. 19, 2011.
- Last season, Gallagher, finished 15th in the Big Ten with 89 total tackles and 5.5 TFL (3rd on the team). Gallagher is the first NU player to have at least 89 tackles and 5 TFL in same season since his brother, Blake Gallagher in 2018.

GUESS WHO'S BACK?

After leading the team in rushing as a true first-year in 2020 and missing 2021 with an injury, **RB Cam Porter** returned to the field vs. Nebraska and converted 19 rushes into 96 yards and a touchdown.

- In the final three games of the 2020 season, Porter rushed for 301 yards and 4 TDs, joining Tyrell Sutton (2005) and Justin Jackson (2014) as the only NU first-years to rush for 300+ yards and 4+ TDs in a three game stretch since 2000.

ROSTER CONTINUITY

Since 2018-19, Northwestern has had the fewest players transfer out of its program among any Big Ten school.

- Northwestern (21), Wisconsin (26), Iowa (28), Ohio State (31), Purdue (41), Minnesota (44), Penn State (51), Michigan State (51), Michigan (51), Illinois (53), Indiana (54), Rutgers (56), Nebraska (56), Maryland (68).

EVAN HULL'S HISTORIC DAY VS. DUKE

RB Evan Hull totaled 14 catches for 213 yards with a receiving touchdown and 17 rushing attempts for 65 yards and a rushing touchdown. Some more context on Hull's historic day:

- Hull is the first Power 5 RB this century to record at least 14 receptions and 200 yards in a single game.
- His 14 catches were the most in a game by a Wildcat since 2009 (and 4th-highest all-time). His 213 receiving yards also rank 4th in program history for a single game (most since 2018; Flynn Nagel, 220)
- Hull's 278 all-purpose yards rank as the sixth-highest total in Northwestern single-game history, and most since 2012.
- He matched his previous career high for receptions in a game (6) in just the first half.
- He is the first Northwestern RB to tally 10+ catches in a game since Tyrell Sutton in 2005 against Purdue (10).
- Since at least 2000, Hull turned in just the fifth performance of at least 14 receptions and 200+ receiving yards by a Big Ten student-athlete ... in that same timeframe he is the only Big Ten RB with 13 or more catches in a game.
- Hull's 39-yard touchdown reception late in the third quarter was the longest reception of his career. It marked his ninth career touchdown of 30 yards or longer.

TURNOVER 'CATS AT STATE COLLEGE

Northwestern's defense forced five turnovers in its game at Penn State on October 1, their most since 2020 vs. Wisconsin. It marks the most turnovers committed in a game by Penn State since the 2011 Outback Bowl.

- Bryce Gallagher was apart of three different takeaways, recording an INT, a forced fumble and a fumble recovery, while his fellow LB Xander Mueller registered a career-high 14 total tackles. Gallagher, Xander Mueller and Cam Mitchell (11 total tackles) became the first trio of Wildcats to all record double-digit tackles in the same game since Coco Azema, Brandon Joseph, Chris Bergin and Bryce Gallagher all broke 10 tackles against Michigan on Oct. 23, 2021.

TALKING TRANSFERS

Pat Fitzgerald and Co. welcomed 11 newcomers from the transfer portal. More info on some of the new 'Cats below:

Luke Akers (UCLA) | P | 6-1 | 180 | Nashville, Tenn.

The son of former NFL All-Pro, David Akers. Over the last two seasons at UCLA, Akers started 19 games at punter. In two seasons, he tallied 58 punts for an average of 43.1 yards per kick. Out of Ravenswood HS, Akers was ranked the No. 6 kicker in the country by 247Sports and ESPN

Jeremiah Lewis (Duke) | DB | 6-1 | 190 | Lewisville, Texas

Lewis played in 38 games at Duke from 2018-21, totaling 65 tackles, 3.5 tackles for loss, 12 passes broken up and four interceptions. He served as a starter for parts of the last two seasons and recorded 30 stops with two picks, including a career-long 23 yard return against Northwestern, last season. In 2020, Lewis made a career-high 45 tackles and 3.5 tackles for loss with seven passes defended, which ranked eighth in the ACC.

Donny Navarro (Illinois) | WR | 5-11 | 185 | Naperville, Ill.

Recorded 52 receptions for 600 yards and two touchdowns in 25 games across three seasons with Illinois (2019-21). Most recently in 2021, hauled in 17 receptions for 167 receiving yards while also recording 121 yards on 16 punt returns. He was named a nominee for the Burlsworth Trophy, presented to the best former walk-on in college football. Previously played Valparaíso and led his team in receptions (32), receiving yards (539), yards per catch (16.8), touchdown receptions (5) and receiving yards per game (49.0) during the 2017 season.

Jaylen Pate (Wyoming) | DL | 6-3 | 255 | Chicago, Ill.

Appeared in 18 games and made 11 starts with Wyoming in 2020 and 2021. Recorded 22 tackles with two tackles for loss, a sack and a half, a fumble recovery, and a pass defended last season.

Vincent Picozzi (Colorado State) | OL | 6-4 | 310 | Collegeville, Pa.

Due to injury, Picozzi appeared in just four games and made three starts in his lone season at Colorado State. He began his career as a walk-on at Temple in 2016 and will utilize his seventh season of eligibility at Northwestern. After redshirting his first season at Temple, Picozzi saw action in 39 games for the Owls, playing all five offensive line positions in his career while being a three-year starter at right guard from 2018-20.

Adam Stage (North Dakota) | K | 5-11 | 195 | Appleton, Wisc.

Handled primary kicking duties for North Dakota in 2020 and 2021, going 8-of-10 on field goals and 38-of-41 on extra point attempts in two seasons with the Fighting Hawks. Previously played at St. Cloud State from 2017-19.

QUOTABLES

PAT FITZGERALD:

Monday's Presser - On Playing at Iowa

"Obviously a challenge to go on the road in one of the great venues in Kinnick Stadium. Just have so much respect for Coach Ferentz. Someone that is obviously the dean of our coaches here in the Big Ten — longest-tenured coach in college football. Their consistency of success, I think, is what everybody wants to have in their program for not only the short term, but also well over two decades. Great respect for him and for the program that he runs and their players and their staff. They're obviously playing outstanding defense. You could argue some of the best defense in the country, obviously, in the conference. Pop on the tape, it doesn't take long to see. They've had some really good things happen in the run game. On their offense, it's been really impressive, and just some inopportune turnovers that have really cost them. Special teams, it jumps off the screen to block kicks and to block field goals, explosive returns. They're doing a really good job in a kicking game; they always have. Going to be his challenge on the road, but look forward to the opportunity."

Monday's Presser - On AJ Hampton Returning Last Week at Maryland

"It was great to have him back. He was really close for a couple of weeks, had a couple of little setbacks that we erred on the side of just being really, really, really cautious for him. And I'd say he's really close to being back full speed. But it was great to get him back out there, his energy, his experience. It'll be better this week than it was last week. I mean, it was a long drought of being off the field. We collectively thought that he did some really, really good things."

On Bryce Gallagher

"He's playing great. He's a heck of a football player. He's a great leader for our defense and our team. Just an absolutely ridiculous family that I'm privileged to have the Gallagher boys (LB Blake Gallagher; NU Class of 2021). I mean, a special guy. Had a great game (last week). The fumble recovery, caused another fumble. I mean, single-handedly being a part of three turnovers is what we need from a guy who's a captain, our Mike backer. He's been spectacular, and we're going to need him here as we move forward."

On Peter Skoronski and Adetomiwa Adebawore

"As players, competing against each other, not only on the field, but then both guys have freak-a-zoid strength numbers and when we condition and do different things, the big guys go against each other in quite a few things. Just to watch both of their maturations as far as athletically, competitively, and fundamentally, both have really pushed each other, which has been fun to watch..."

"Really this last offseason, you saw a big jump from Tommy and Peter to a standpoint where I think they're very comfortable, not only with who they are and what they bring to our program, but also the willingness to hold others accountable and bring people, more importantly along with them. It's been great growth and a lot of fun to watch and something that we're all very proud of both of those guys. You hear the way they are, the way they carry themselves, and the type of teammates they are, and obviously two great players for us."

From 2022 Big Ten Media Days:

"A year ago, we were maybe one of the youngest from an experience standpoint in the Big Ten ... Two years ago we had our most veteran team with 11 guys getting the opportunity to go on to the NFL. That difference in experience, we are back to that experience level with about 65% of our production returning ... There is a lot coming back and we need to draw upon that experience."

On RB Evan Hull

"Evan is a complete back. You look at over 1000 yards rushing the ball ... A lot of that Evan was able to do after contact and that shows you about his toughness and physicality. He led Big Ten running backs in receiving so he's got great hands. We think he can get more involved also in the kick game. He's done a terrific job leading this summer and it's been so fun to watch Evan grow throughout his time in our program. A lot of that credit goes to him. He's always been a first guy to show up, last guy to leave mentality. To watch him mature and realize 'Wait a second, if I get an extra hour of sleep or a little bit more recovery I'll see some return on that investment'. He's just a complete player and a complete person and we are really counting on him to get back to winning ways and championship football."

On the Impact of Transfers on College Football:

"It's a completely different world in college football. You have to evolve and we have evolved as a university and a program. It's all about adding competitive depth but not losing the fit or the culture of your locker room. Our recruiting staff has done a phenomenal job."

On WR Ray Niro (Recipient of the Honorary #1 Jersey this Season)

"You could argue he's one of the better special teams players if not the best in the Big Ten ... He's been relentless in trying to find a role to help the team but it hasn't diminished one aspect of what he does for the team behind the scenes. His leadership, work ethic, how hard he plays, and how he executes in the kick game inspires the guys around him."

OL PETER SKORONSKI

Outlook Heading into the 2022 Season:

"We have to look back at the great Northwestern teams and the attributes they had: physicality, scrappiness, intensity, discipline. We're trying to get those back and emulate those teams."

On his development at Northwestern:

"Going into my freshman year, I didn't have a ton of practice time, so I wasn't familiar with all the techniques that we had learned. But now, just from a physical standpoint, I'm in a better spot — just stronger, bigger, quicker. I think technically, I allowed myself to really hone in on the certain hand placement, footwork type stuff that I struggled with."

DE ADETOMIWA ADEBAWORE

Outlook Heading into the 2022 Season:

"It is very important to acknowledge (2021) so we can move forward. You acknowledge it, look at the problems, and solve those issues by taking it day by day, working on the little details and focusing on the processes every day."

On Facing Peter Skoronski in Practice:

"Pete's the best tackle in the country. Going against that kind of guy, it's like I'm playing chess. Obviously, it's getting me better every day going against the best."

WR MALIK WASHINGTON

On QB Brendan Sullivan's First Start:

"There's a couple more scramble drills that we got to be prepared for. So I mean, we got to practice being ready for him to use his legs, finding ways to get blocks down the field and finding ways to get open because he has a big arm just like all of our quarterbacks. He can make plays, he can stay composed. We gotta be prepared to make him feel comfortable and make it open for him so he can make those plays."

On Leadership from the QB Room:

"The best thing about our team is everybody on this team is a leader. And so throughout the whole quarterback room, we have leaders throughout Ryan [Hilinski], Brendan. They've all come along. We prepare with them throughout the offseason, like anybody else we prepare with. We've developed a sense of trust. We developed a relationship with both of those guys and the whole quarterback room, to be honest, so it's no different when we go out there. We got their back, and they got ours."

RB EVAN HULL

On the Wildcats' RB room:

"I wouldn't want a different group to go out there and battle with. We all push each other but at the end of the day we're all brothers. We're all trying to eat but at gametime we are all wearing the same color and want to see each other succeed."

On training with Colin Kaepernick this offseason

"It was a great opportunity to pick the brain of someone who's been through it ... I was just a sponge out there, taking it all in and using that as a learning experience to take into this season."

CB CAM MITCHELL

On his development heading into 2022 Season:

"My biggest thing going into this season was just being more of a leader. Not just leading by example, but being a vocal guy. Just letting the defense know I can lead in all three levels. If I see something on the D-line or linebackers, just making sure I know what's going on and being able to teach it to other guys. I felt like this year, we got a lot of competition in the DB room. I feel like we showed that a little bit in the game when a couple guys went down. I'm excited about the DB room. I think we got a lot of guys that can go and come in and make plays when their number's called."

WR DONNY NAVARRO III

On his outlook heading into 2022 Season:

"I've been in college football for a pretty long time; this is my sixth year, so I bring some experience to the table. I'm just looking to be a leader out there as much as I can, do what I can to prepare week in and week out. Really just every day, 100% effort. Every game, every snap, 100 miles an hour. Looking to help this team win in any way possible."

GAME NOTES

STAFF SHUFFLING

After 43 years of coaching football, including 13 at Northwestern, tight ends coach Bob Heffner announced his decision to retire from the sidelines last November. Fitzgerald tabbed current special teams coordinator Jeff Genyk to assume tight end coaching responsibilities in addition to leading the program's special teams efforts. AS the staff's 10th full-time assistant, Fitzgerald welcomed Ryan Smith as the cornerbacks coach. Smith comes to Evanston after spending two seasons at Virginia Tech in a similar role while also serving as the program's defensive pass game coordinator for the 2021 season.

SECOND YEAR DC

Following the retirement of legendary assistant coach Mike Hankwitz after the Wildcats' 2021 Citrus Bowl victory, Northwestern had a new defensive coordinator last year for the first time since 2007 ... Fitzgerald turned to the NFL and brought in Jim O'Neil to be the new DC ... O'Neil came to Evanston after spending three seasons with the Las Vegas Raiders including one as the defensive backs coach ... He was the defensive coordinator for the Cleveland Browns (2014-15) and San Francisco 49ers (2016).

KEEPING THE PENALTIES TO A MINIMUM

Over the years, Pat Fitzgerald's teams have been among the most disciplined in the country when it comes to not committing penalties. Since 2013, the Wildcats have finished in the Top-40 in the nation in both the fewest penalties committed per game, as well as the fewest penalty yards per game. In 2018, during the Wildcats' run to the Big Ten Championship, NU ranked first in the nation in both fewest penalties per game and fewest penalty yards per game.

	Penalties/Gm	B1G Rank	Natl. Rank	Penalty Yards/Gm	B1G Rank	Natl. Rank
2013	4.08	2nd	12th	34.75	4th	14th
2014	5.08	6th	33rd	43.50	6th	36th
2015	4.46	1st	10th	39.69	1st	14th
2016	3.62	2nd	4th	29.92	1st	3rd
2017	4.92	3rd	28th	49.00	4th	49th
2018	2.86	1st	1st	25.93	1st	1st
2019	5.42	7th	36th	48.50	7th	39th
2020	5.00	6th	25th	40.44	3rd	17th
2021	4.75	5th	14th	42.33	5th	19th

GETTING IT DONE IN THE CLASSROOM

For the fourth straight year, Northwestern Football tallied an Academic Progress Rate score of 995 or better, while pacing the Big Ten Conference and ranking fourth nationally in FBS. The Wildcats Top-4 in the country for GSR among FBS football programs for 11 straight years. A program-record 76 players earned Academic All-Big Ten in 2021, while their 19 Big Ten Distinguished Scholars (3.7+ GPA) led all Big Ten programs. NU also led all FBS programs with 10 graduated players being named members of the 2022 Hampshire Honor Society, given to student-athletes who maintained a cumulative 3.2 GPA or better throughout their college careers.

76 **100%** **995** **7**

Program record
Academic All-Big Ten
Honorees in 2021

First Power 5 team to post a
perfect Graduation Success
Rate (2019)

Multi-year Academic Progress
Rate for five straight years,
measuring player retention and
eligibility

AFCA Academic Achievement
Awards won under Fitzgerald,
best nationally since 2006

ACADEMIC EXCELLENCE

WILDCATS IN THE NFL ROUNDUP

Player	Pos.	Team
Earnest Brown IV	DE	Los Angeles Rams
Joe Gaziano	DE	Los Angeles Chargers
Blake Hance	OL	San Francisco 49ers
Justin Jackson	RB	Detroit Lions
Tyler Lancaster	DL	Las Vegas Raiders
Dean Lowry	DE	Green Bay Packers
Kyric McGowan	WR	Washington Commanders
Greg Newsome II	CB	Cleveland Browns
Ifeadi Odenigbo	DL	Indianapolis Colts
John Raine	TE	Atlanta Falcons
Trevor Siemian	QB	Chicago Bears
Ben Skowronek	WR	Los Angeles Rams
Rashawn Slater	OL	Los Angeles Chargers
Anthony Walker, Jr.	LB	Cleveland Browns

WILDCATS COACHING STAFF

ON THE FIELD

Head Coach	Pat Fitzgerald
Defensive Coordinator	Jim O'Neil
Special Teams Coordinator	Jeff Genyk
Offensive Line	Kurt Anderson
Defensive Line	Marty Long
Running Backs	Lou Ayeni
Wide Receivers	Dennis Springer
Linebackers	Tim McGargle
Cornerbacks	Ryan Smith

IN THE PRESS BOX

Offensive Coordinator/Quarterbacks	Mike Bajakian
Assistant Head Coach/DBs	Matt MacPherson

NORTHWESTERN FOOTBALL

QUICK FACTS

Location	Evanston, Ill.
Enrollment	8,367
Founded	1851
Conference	Big Ten (West)
Color	Purple
Nickname	Wildcats
President	Morton Schapiro
Athletic Director	Dr. Derrick Gragg

FOOTBALL HISTORY

First Season	1882
All-Time Record	558-692-44 (134 seasons)*
Big Ten Championships	8
Big Ten West Division Titles	2
First Team All-Americans	14
First Team All-Conference	141
Bowl Appearances	16
Bowl Victories	6

*Entering 2022 campaign

COACHING STAFF

Head Coach	Pat Fitzgerald
Alma Mater	Northwestern, 1997
Collegiate Career Record (Years)	110-96 (17th)*
Northwestern Record (Years)	Same
Offensive Coordinator	Mike Bajakian
Alma Mater	Williams College
Defensive Coordinator	Jim O'Neil
Alma Mater	Towson

*Entering 2021 campaign

TEAM INFORMATION

2022 Overall Record	1-6
2021 Conference Record/Finish	1-8/t-13th
Last Bowl Game	Citrus Bowl, 2021

ATHLETIC COMMUNICATIONS

Associate Athletic Director	Paul Kennedy
Email	pkennedy@northwestern.edu
Phone	847-467-2028
Assistant Director	Zach Wingrove
Email	zachary.wingrove@northwestern.edu
Phone	616-822-9775
Virtual Press box	bit.ly/NUFB22

GAME NOTES

2022 CAPTAINS:

The Northwestern football team voted five individuals to lead the program this season: LB Bryce Gallagher, RB Evan Hull, DL Adetomiwa Adebawore, OL Peter Skoronski and RB Andrew Clair. This is the first time each one of them were voted Northwestern captains.

MR. 200

The Wildcats' Week 0 win against Nebraska marked the 200th career game coached by Dan and Susan Jones Family Head Football Coach Pat Fitzgerald. Fitzgerald is already Northwestern's career leader in games coached for the program (2nd-most is Pappy Waldorf, who coached 101 games for the Wildcats from 1935-1946 with a record of 49-45-7) ... Fitzgerald also became just the eighth coach in Big Ten history to coach 200 games for a Big Ten school, joining Kirk Ferentz (289; 2nd all-time) as the only two active coaches.

RECRUITING ROUNDUP

Northwestern's recruiting class ranked 48th in the nation according to the 247 Composite, the fourth-highest ranking in the Pat Fitzgerald era (2005-present) ... Northwestern's future Class of 2023 (comprised of 19 commits) currently ranks 5th in the Big Ten and No. 29 in the country.

LOOK AT ALL THOSE PLAYS

Northwestern has run an average of 77.0 plays through its first seven games of 2022, which ranks 16th in the nation and fourth in the Big Ten behind Indiana, Purdue and Illinois. The Wildcats' 544 plays run through six games are their fifth-most since 2000 and the most since 2018.

SEASON OPENER - BIG OPENER

For the fourth time in the last five seasons, Northwestern opened its season with a matchup against a fellow Big Ten opponent. Over the last five seasons, Northwestern's four season openers against conference opponents mark the most of any Big Ten school.

OPENING WEEK AWARDS SWEEP:

Following their season opener, Northwestern swept the Week 0 Big Ten Conference weekly awards as **QB Ryan Hilinski** earned Co-Offensive Player of the Week accolades, while **DB Cameron Mitchell** was named Defensive Player of the Week and **P Luke Akers**, Special Teams Player of the Week.

- Hilinski completed 27-of-38 passes for 314 yards and two touchdowns without no interceptions. Hilinski finished the first half completing 20-of-23 passes for 216 yards and two TDs. The 20 completions are more than NU had in all but three games last season. He became the first Northwestern signal caller to throw for 300+ yards and at least two touchdowns without an interception since Brett Basanez in 2005 against Michigan State.
- Mitchell logged six total tackles, one interception and two passes broken up against the Cornhuskers. He recorded his his second career interception against Nebraska QB Casey Thompson in the fourth quarter, and recorded a 42-yard return, setting up Northwestern's game-winning touchdown.
- Playing in his first game for the Wildcats, Akers impressed by flipping the field punting six times for a 40.8 net average, and not allowing any punt return yardage. He pinned Nebraska inside the 10-yard line three times, including a punt that was downed at the 4-yard line with under three minutes left in the game.

LAST GAME STARTERS - at MARYLAND (OCT. 22)

OFFENSIVE STARTERS				DEFENSIVE STARTERS			
POS	No.	Name	Career Start	POS	No.	Name	Career Start
QB	10	Brendan Sullivan	1	DL	99	Adetomiwa Adebawore	32
RB	26	Evan Hull	20	DL	46	Devin O'Rourke	6
WR	80	Donny Navarro III	14	DL	97	Sean McLaughlin	7
WR	6	Malik Washington	15	DL	41	Jaylen Pate	12
TE	88	Marshall Lang	10	LB	34	Xander Mueller	7
TE	87	Thomas Gordon	6	LB	32	Bryce Gallagher	17
OL	77	Peter Skoronski	27	LB	57	Greyson Metz	4
OL	69	Charlie Schmidt	20	DB	11	AJ Hampton Jr.	14
OL	76	Ethan Wiederkehr	32	DB	9	Jeremiah Lewis	17
OL	75	Vince Picozzi	42	DB	24	Rod Heard II	13
OL	68	Josh Priebe	16	DB	2	Cameron Mitchell	19



NEW THREADS



STRIPES ON THE SLEEVES

On June 21, 2022, Northwestern unveiled new uniforms by Under Armour that brought a classic look into the future.

The signature piece of Northwestern's new look is the stripes on the sleeves. In 1928, the Wildcats first put what came to be known as the "Northwestern Stripes" on the sleeves — a wide stripe a narrow stripe on the top and bottom. It was an iconic look widely replicated across the country and has been featured prominently at Northwestern, including in the Ryan Field end zones. The Wildcats wore those stripes across the front and back of its uniforms for the last 10 seasons. Now they have been restored to their original location.

Northwestern Athletics announced its partnership with Under Armour, Inc. on Dec. 17, 2011. Under Armour, the leader in performance apparel, footwear and accessories, has outfitted all 19 men's and women's varsity programs at Northwestern since the 2012-13 school year. Football's new set of uniforms in 2022 marks the first major redesign since 2012.

Northwestern was the first program in the Big Ten to partner with Under Armour and have since been joined by Maryland and Wisconsin. Today, Under Armour is partnered with 16 football bowl subdivision (FBS) programs and 172 programs across all levels of NCAA athletics.

Northwestern's original school colors were black and gold, but overuse of that combination across the country led a special committee at the university to declare purple as the official color in 1892 — the first season of varsity football in Evanston. Until the adoption of the Wildcats mascot in 1924, the university was so linked to the color that the football was known just as "the Purple."

Record by Jersey Combination

JERSEY	PANTS	HELMET	LAST WORN (YR.)	RECORD (SINCE '12)
BLACK	BLACK	BLACK	WISCONSIN (2022)	3-7
BLACK	BLACK	PURPLE	MARYLAND (2020)	1-1
BLACK	BLACK	WHITE	MINNESOTA (2019)	0-1
BLACK	GRAY	BLACK	BOWLING GREEN (2017)	1-0
BLACK	PURPLE	BLACK	MICHIGAN STATE (2019)	2-2
BLACK	PURPLE	PURPLE	PURDUE (2021)	2-2
BLACK	WHITE	WHITE	DUKE (2022)	0-2
BLACK	WHITE	BLACK	MINNESOTA (2017)	2-1
GRAY	BLACK	BLACK	WISCONSIN (2018)	1-0
GRAY	GRAY	PURPLE	PURDUE (2017)	1-1
GRAY	GRAY	USA	MICHIGAN (2013)	0-1
GRAY	WHITE	WHITE	DUKE (2018)	0-1
PURPLE	BLACK	BLACK	OHIO (2021)	7-0
PURPLE	BLACK	PURPLE	IOWA (2021)	10-6
PURPLE	PURPLE	BLACK	KENTUCKY (2017)	1-1
PURPLE	PURPLE	WHITE	RUTGERS (2021)	3-0
PURPLE	WHITE	PURPLE	SOUTHERN ILLINOIS (2022)	5-5
PURPLE	WHITE	WHITE	AUBURN (2021)	3-3
PURPLE	PURPLE	PURPLE	NEBRASKA (2022)	1-0
WHITE	BLACK	BLACK	NEBRASKA (2021)	3-2
WHITE	BLACK	PURPLE	WISCONSIN (2013)	2-1
WHITE	BLACK	WHITE	MICHIGAN STATE (2020)	0-3
WHITE	GRAY	WHITE	PURDUE (2018)	2-0
WHITE	PURPLE	BLACK	MICHIGAN STATE (2018)	1-0
WHITE	PURPLE	PURPLE	PENN STATE (2022)	4-7
WHITE	PURPLE	WHITE	MARYLAND (2022)	2-3
WHITE	WHITE	BLACK	UTAH (2018)	1-0
WHITE	WHITE	PURPLE	WISCONSIN (2021)	3-6
WHITE	WHITE	WHITE	ILLINOIS (2021)	9-4

Northwestern graduate Ella Brockway (Class of 2021) has compiled Northwestern's record in its different color combinations dating back to 2012, Northwestern's first season in its Under Armour deal.

2022 NO. 1 JERSEY

RAYMOND NIRO III

THE WILDCAT

The No. 1 jersey in the Northwestern football program is used to recognize the student-athlete who best embodies the values and character of the Northwestern football family. The player wearing No. 1, known simply as "The Wildcat," is noted for his consistency in the way he approaches school, approaches life, and the way he approaches being the best teammate he can be every day.

Senior wide receiver Raymond Niro III was elected by his teammates to wear the famed No. 1 jersey in 2022, Dan and Susan Jones Family Head Football Coach Pat Fitzgerald announced at practice on July 27.

"No. 1 is The Wildcat," Fitzgerald said. "The guy who represents our program not some of the time, but all the time. Who we are, what we value, what we want to be a part of and how we want to do it. He not only does that in the way he carries himself, but that's the type of teammate he is. He gives himself up for the greater good of everybody else."

Since joining the program as a preferred walk-on in 2018, Niro has differentiated himself with his versatility and willingness to take on any role. After playing quarterback in high school at Barrington, located fewer than 25 miles away from Ryan Field, he transitioned to wide receiver and quickly carved out a role on special teams. Niro appeared in three games on special teams in 2018.

Demonstrative of his versatility and team first-attitude, Niro again changed positions from wide receiver to running back for the last two games of his redshirt first-year season in 2019 after injuries shook the top of the running back depth chart. He totaled 11 rushes for 101 yards and a touch-down, averaging 9.2 yards per carry and taking no carries for a loss.

Always involved on special teams, Niro took over primary kickoff and punt return duties in 2021. He returned five punts for 103 yards, an average of 20.6 yards per return, and a team-high 10 kickoffs for 159 yards, an average of 15.9 yards per return. His season-high 55 punt-return yards against Indiana State contributed to a new school record for punt-return yards in a game with 166 yards. He also blocked a punt against Iowa and recorded 11 tackles. He was named a semifinalist for the 2021 National Special Teams Player of the Year Award.

Niro scored the first Northwestern TD of 2022 in the second quarter vs. Nebraska on a career-long 43-yard TD reception, his first-career receiving TD.

NO. 1 JERSEY HISTORY


The tradition of the No. 1 jersey began in 2011 when Dan and Susan Jones Family Head Football Coach Pat Fitzgerald bestowed the honor upon defensive lineman and special teams standout Bo Cisek. Other recipients include current NFL players linebacker Anthony Walker Jr. and defensive tackle Tyler Lancaster.

- » Six of the the 10 players elected by his teammates to wear the jersey hail from the state of Illinois (Cisek, Hanrahan, Lancaster, Bergin, Spivak and Niro)
- » Six of the 10 No. 1 jersey recipients started at Northwestern as walk-ons (Cisek, Hanrahan, Hanaoka, Bergin, Spivak and Niro)
- » Notable No. 1's prior to the start of the tradition include kicker Stefan Demos (2007-10), wide receiver Jonathan Fields (2002-05) and special teamer Larry Guess (1993-96)



No. 1 Jersey Recipients by Year

Year	Player	Position
2011	Bo Cisek	Defensive Line
2012	Bo Cisek	Defensive Line
2013	Tim Hanrahan	Super Back
2014	Tim Hanrahan	Super Back
2015	Max Chapman	Defensive Line
2016	Anthony Walker Jr.	Linebacker
2017	Tyler Lancaster	Defensive Line
2018	Chad Hanaoka	Running Back
2019	Joe Bergin	Linebacker
2020	Jesse Brown	Running Back
2021	Joe Spivak	Defensive Line
2022	Raymond Niro III	Wide Receiver



Anthony Walker



Chad Hanaoka



Bo Cisek



Max Chapman



Tim Hanrahan

ROSTER BREAKDOWN

STARTERS

Total No. of starters returning (started six or more games): 13

- Offense: 8
- » OL - Peter Skoronski (12)
 - » OL - Josh Priebe (9)
 - » OL - Charlie Schmidt (12)
 - » OL - Ethan Wiederkehr (12)
 - » WR - Malik Washington (8)
 - » TE - Charlie Mangieri (12)
 - » TE - Marshall Lang (7)
 - » RB - Evan Hull (11)
- Defense: 5
- » DL - Adetomiwa Adebawore (12)
 - » LB - Bryce Gallagher (10)
 - » DB - Cameron Mitchell (12)
 - » DB - Coco Azema (9)
 - » DB - AJ Hampton (9)
- » Northwestern returns 70.8% of starts on offense (102 of 144) and 39.6% on defense (57 of 144)
- » Overall, the Wildcats return 55.2% of starts from 2021 (159 of 288).

Total No. of starters lost (started six or more games): 11

- Offense: 2
- » OL - Sam Gerak (9)
 - » WR - Stephon Robinson Jr. (10)
- Special Teams: 3
- » K - Charlie Kuhbander (12)
 - » P - Derek Adams (12)
 - » LS - Peter Snodgrass (12)
- Defense: 6
- » DL - Samdup Miller (7)
 - » DL - Joe Spivak (9)
 - » DL - Jeremy Meiser (11)
 - » LB - Peter McIntyre (12)
 - » LB - Chris Bergin (12)
 - » DB - Brandon Joseph (12)

TRANSFERS

Total No. of transfers added: 11

- Offense: 2
- » OL - Vincent Picozzi (Colorado St.)
 - » WR - Donny Navarro III (Illinois)
- Special Teams: 2
- » K - Adam Stage (North Dakota)
 - » P - Luke Akers (UCLA)
- Defense: 7
- » DB - Jeremiah Lewis (Duke)
 - » DL - Henrik Barndt (Indiana State)
 - » DL - Jaylen Pate (Wyoming)
 - » DL - Ryan Johnson (Stanford)
 - » DL - Taishan Holmes (UMass)
 - » LB - Declan Carr (Drake)
 - » LB - Wendell Davis Jr. (Pitt)

FIRST-YEARS

Total No. of first-years 16

- Offense: 8
- » OL - Deuce McGuire (Chicago, Ill.)
 - » OL - Nick Herzog (Olathe, Kan.)
 - » QB - Jack Lausch (Chicago, Ill.)
 - » RB - Albert Kunickis II (Lemont, Ill.)
 - » RB - Joe Himon II (Little Rock, Ark.)
 - » TE - Blake Van Buren (Middleton, Wis.)
 - » TE - Chris Petrucci (Park Ridge, Ill.)
 - » WR - Reggie Fleurima (Naperville, Ill.)
- Defense: 13
- » DB - Braden Turner (Mobile, Ala.)
 - » DB - Devin Turner (Little Elm, Tx)
 - » DB - Evan Smith (Birmingham, Ala.)
 - » DB - Jack Oyola (Alpharetta, Ga.)
 - » DB - Robert Fitzgerald (Dallas, Tx)
 - » DL - Anto Saka (Phoenix, Md)
 - » DL - Austin Firestone (Niceville, Fla)
 - » DL - Brendan Flakes (Winter Garden, Fla)
 - » DL - Peyton Warford (Woodside, Calif)
 - » LB - Braydon Brus (Geindora, Calif)
 - » LB - Jason Reynolds II (McDonough, Ga)
 - » LB - Kenny Soares (New Canaan, Conn)
 - » LB - Miles Crutchley (Scottsdale, Ariz)

ALL-BIG TEN RETURNERS

- OL - Peter Skoronski:
- » 2021: First Team (Media), Second Team (Coaches)
 - » 2020: Second Team (Media), Third Team (Coaches)

- RB - Evan Hull:
- » 2021: Honorable Mention (Coaches, Media)

- DL - Adetomiwa Adebawore:
- » 2021: Honorable Mention (Coaches, Media)

- DB - AJ Hampton:
- » 2021: Honorable Mention (Coaches, Media)

- DB - Cameron Mitchell:
- » 2021: Honorable Mention (Coaches)

PRESEASON HONORS

OL - Peter Skoronski:

- » Outland Trophy watch list
- » Athlon All-American (1st)
- » Phil Steele All-American (1st)
- » PFF All-American (1st)
- » Sporting News All-American (1st)
- » Walter Camp All-American (1st)
- » Athlon All-Big Ten (1st)
- » B1G All-Preseason Team

DL - Adetomiwa Adebawore:

- » Athlon All-Big Ten (2nd)

DB - Cameron Mitchell:

- » Athlon All-Big Ten (3rd)

OL - Ethan Wiederkehr:

- » Athlon All-Big Ten (4th)

LB - Bryce Gallagher:

- » Athlon All-Big Ten (4th)

RB - Evan Hull:

- » Maxwell Award watch list
- » Doak Walker Award watch list
- » Athlon All-Big Ten (3rd)

QB - Ryan Hilinski:

- » AFCA Good Works Team

RETURNING STATS (PRIOR TO 2022)

Statistic	Returning Value	Total Value	Percent returning	Big Ten Rank
Passing Yards	997	2,128	46.9%	12
Passing TD	3	13	23.1%	13
Completions	97	208	46.6%	12
Rushing Yards	1,547	1,730	89.4%	2
Rushing TD	11	12	91.7%	1
Rushes	356	452	78.8%	4
Receiving Yards	1,361	2,128	64.0%	7
Receiving TD	8	13	61.5%	5
Receptions	146	208	70.2%	3
Tackles	392	839	46.7%	13
TFLs	22.0	48.0	45.8%	10
Sacks	7.5	19.0	39.5%	11
Interceptions	0	6	0.0%	14
Pass Breakups	27	35	77.1%	2

NATIONAL SPOTLIGHT

Northwestern's 2022 roster consists of 108 student-athletes, spanning 31 states — the most in the Big Ten.

- » States with multiple 'Cats: Illinois (26), Michigan (8), Ohio (8), Texas (8), California (7), Georgia (5), Florida (4), Virginia (4), Alabama (3), Arkansas (3), Indiana (3), Missouri (3), Kansas (2), Maryland (2), Massachusetts (2), New York (2), North Carolina (2), Tennessee (2), Wisconsin (2)
- » Arizona, Colorado, Connecticut, Iowa, Kentucky, Minnesota, Mississippi, Nevada, New Jersey, Pennsylvania, South Carolina and Washington each have one player on Northwestern's roster
- » NU's first-year class features players from 12 different states: Alabama, Arizona, Arkansas, California, Connecticut, Florida, Georgia, Illinois, Kansas, Maryland, Texas and Wisconsin

31

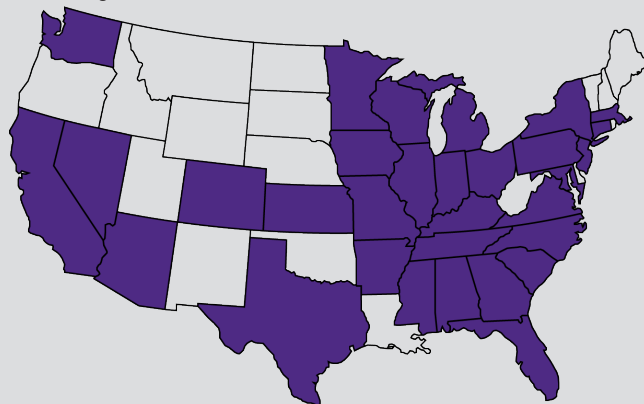
26

12

States represented on
NU's roster, most in
the Big Ten

Wildcats on the roster
from the state of
Illinois

States represented in
the Wildcats' first-year
class






RYAN FIELD

STADIUM INFORMATION

Location:	1501 Central St. Evanston, Ill.
Former Names:	Northwestern Stadium (Oct-Nov. 1926) Dyche Stadium (Nov. 1926-1996)
Capacity:	47,130 (1997-Present) 49,256 (1949-96) 45,000 (1926-48) Capacity at Dyche Stadium could be increased to 55,000 with the addition of temporary bleachers in the north end
Playing Surface:	Grass (1997-Present) AstroTurf (1994-96) SuperTurf (1984-93) Tartan Turf (1973-83) Grass (1926-72)
Broke Ground:	April 8, 1926
Opened:	Oct. 2, 1926
Reconstruction:	1996-97
Reopened:	Sept. 13, 1997 (As Ryan Field)
NU Record:	4-1-0 (Northwestern Stadium) 163-198-10 (Dyche Stadium) 86-75-0 (Ryan Field)
First Game:	Northwestern Stadium: Oct. 2, 1926 vs. South Dakota (W, 34-0) Dyche Stadium: Nov. 6, 1926 vs. Purdue (W, 22-0) Ryan Field: Sept. 13, 1997 vs. Duke (W, 24-20)
Largest Crowd:	Dyche Stadium: 55,752 (Oct. 27, 1962 vs. Notre Dame) Ryan Field: 47,330 (10 times, most recent Oct. 18, 2019 vs. Ohio State)

RYAN FIELD TIMELINE

APRIL 8, 1926 Ground broken for a new stadium on Central Street designed by architect James Gamble Rogers who also designed Northwestern's Deering Library	OCTOBER 2, 1926 New stadium named Northwestern Stadium opened with a 34-0 win over South Dakota	NOVEMBER 6, 1926 First game played at the newly named Dyche Stadium after former university vice president and business manager William A. Dyche	APRIL 1949 Construction begins on a horseshoe enclosure in the south end to add 4,256 seats
1961 Installation of a press box and an elevator to the second deck	NOVEMBER 18, 1996 Major renovations begin to start the Ryan Field era, including new seating, replacement of turf with grass, a three-tier media and club structure on the west side, and the endzone lockers and sports medicine facility	SEPTEMBER 13, 1997 Ryan Field, named for long-time Board of Trustees Chairman Patrick G. Ryan, opens with a 24-20 win over Duke	SEPTEMBER 2021 The Ryan Family commits \$480 million, the largest philanthropic gift in Northwestern history, to advance research, educational initiatives and athletics, including the construction of a new Ryan Field



Overhead view of Ryan Field from the west side. Ryan Field is about a mile from the shore of Lake Michigan.

CAREER HIGHS

#0 • COCO AZEMA • DB

Tackles: 13, at Michigan (Oct. 23, 2021)
Solo Tackle: 10, at Michigan (Oct. 23, 2021)
Tackles For Loss: 2.0, vs. Nebraska (Aug. 27, 2022)
Assisted Tackle: 7, at Duke (Sept. 18, 2021)
Sacks: 1, vs. Nebraska (Aug. 27, 2022)
Pass Break Ups: 2, vs. Minnesota (Oct. 30, 2021)
Interceptions: 1 vs. Maryland (Oct. 24, 2020)
Rushing Attempts: 7 at Illinois (Nov. 30, 2019)
Rushing Yards: 123 at Illinois (Nov. 30, 2019)
Rushing Touchdown: 1 at Illinois (Nov. 30, 2019)
Long Rush: 62 at Illinois (Nov. 30, 2019)

#1 • RAYMOND NIRO III • WR

Receptions: 2 (3x), last vs. Wisconsin (Oct. 8, 2022)
Receiving Yards: 41, vs. Nebraska (Aug. 27, 2022)
Long Reception: 41, vs. Nebraska (Aug. 27, 2022)
Receiving Touchdowns: 1, vs. Nebraska (Aug. 27, 2022)
Rushing Attempts: 7 vs. UMass (Nov. 16, 2019)
Rushing Yards: 56 at Illinois (Nov. 30, 2019)
Long Rush: 11 vs. UMass (Nov. 16, 2019)
Rushing Touchdown: 1 vs. UMass (Nov. 16, 2019)
Tackles: 4, at Michigan (Oct. 23, 2021)
Solo Tackle: 1 (3x), last vs. Wisconsin (Oct. 8, 2022)
Fumble Recovery: 1 at Wisconsin (Sept. 28, 2019)
Longest Punt Return: 36, vs. Indiana St. (Sept. 11, 2021)
Longest Kick Return: 25, at Wisconsin (Nov. 13, 2021)
Blocked Punt: 1, vs. Iowa (Nov. 6, 2021)

#2 • CAMERON MITCHELL • DB

Tackles: 11, at Penn State (Oct. 1, 2022)
Solo Tackles: 9, at Penn State (Oct. 1, 2022)
Assisted Tackles: 4, vs. Nebraska (Aug. 27, 2022)
Pass Breakups: 2 (2x), last vs. Nebraska (Aug. 27, 2022)
Tackles For Loss: 1 (2x), last at Penn State (Oct. 1, 2022)
Sacks: 1, vs. Miami OH (Sept. 24, 2022)
Interceptions: 1 (2x), last vs. Nebraska (Aug. 27, 2022)
Forced Fumble: 1 (2x), last vs. Miami OH (Sept. 24, 2022)
Fumble Recovery: 1 (2x), last at Penn State (Oct. 1, 2022)

#3 • JAHEEM JOSEPH • DB

Tackles: 9, vs. Duke (Sept. 10, 2022)
Solo Tackles: 7, vs. Duke (Sept. 10, 2022)
Assisted Tackles: 2, vs. Duke (Sept. 10, 2022)
Pass Breakups: 1, vs. Duke (Sept. 10, 2022)

#3 • RYAN HILINSKI • QB

Pass Attempts: 60, vs. Duke (Sept. 10, 2022)
Completions: 36 (2x), last vs. Duke (Sept. 10, 2022)
Passing Yards: 435, vs. Duke (Sept. 10, 2022)
Passing Touchdowns: 2 (6x), last vs. Duke (Sept. 10, 2022)
Long Pass: 75 (2x), last vs. Tennessee (Oct. 26, 2019)
Rushing Attempts: 8, at Illinois (Nov. 27, 2021)
Rushing Yards: 15, vs. Rutgers (Oct. 16, 2021)
Long Rush: 22, vs. Southern Illinois (Sept. 17, 2022)
Rushing Touchdowns: 1 (4x), last vs. Miami OH (Sept. 24, 2022)

#4 • WENDELL DAVIS • LB

Solo Tackles: 2 (6x), last at Georgia Tech (Oct. 2, 2021)
Assisted Tackles: 5, at Virginia Tech (Oct. 16, 2021)
Total Tackles: 6, at Virginia Tech (Oct. 16, 2021)
Tackles For Loss: 1.0 (5x), last vs. New Hampshire (Sept. 25, 2021)
Sacks: 1.0 (2x), last vs. Massachusetts (Sept. 4, 2021)
Forced Fumbles: 1, at Virginia (November 2, 2018)

#4 • CAM PORTER • RB

Rushing Attempts: 33 vs. Auburn (Jan. 1, 2021)
Rushing Yards: 142 vs. Illinois (Dec. 12, 2020)
Long Rush: 31 vs. Illinois (Dec. 12, 2020)
Rushing Touchdown: 2 vs. Illinois (Dec. 12, 2020)
Receptions: 3 (2x), last vs. Auburn (Jan. 1, 2021)
Receiving Yards: 27, vs. Auburn (Jan. 1, 2021)
Long Reception: 15, vs. Wisconsin (Oct. 8, 2022)

#5 • JACOB GILL • WR

Receptions: 2, vs. Duke (Sept. 18, 2021)
Receiving Yards: 47, at Penn State (Oct. 1, 2022)
Receiving Touchdowns: 1, at Penn State (Oct. 1, 2022)
Long Reception: 47, at Penn State (Oct. 1, 2022)

#6 • MALIK WASHINGTON • WR

Receptions: 8 (2x), last vs. Miami OH (Sept. 24, 2022)
Receiving Yards: 97, vs. Nebraska (Aug. 27, 2022)
Long Reception: 64, vs. Rutgers (Oct. 16, 2021)
Touchdowns: 1 (3x), last vs. Southern Illinois (Sept. 17, 2022)
Rushes: 1 (3x), last vs. Indiana St. (Sept. 11, 2021)
Rushing Yards: 8, at Purdue (Nov. 14, 2020)
Long Rush: 8, at Purdue (Nov. 14, 2020)

#7 • ORE ADEYI • DB

Tackles: 1, vs. Purdue (Nov. 20, 2021)
Assisted Tackles: 1, vs. Purdue (Nov. 20, 2021)

#7 • ANTHONY TYUS III • RB

Rushing Attempts: 11, vs. Ohio (Sept. 25, 2021)
Rushing Yards: 71, vs. Indiana St. (Sept. 11, 2021)
Long Rush: 16, vs. Indiana St. (Sept. 11, 2021)
Rushing Touchdowns: 1, vs. Ohio (Sept. 25, 2021)
Receptions: 2 (2x), last vs. Wisconsin (Oct. 8, 2022)
Receiving Yards: 34, vs. Nebraska (Aug. 27, 2022)
Receiving Touchdowns: 1, vs. Wisconsin (Oct. 8, 2022)
Long Reception: 34, vs. Nebraska (Aug. 27, 2022)

#8 • WAYNE DENNIS, JR. • WR

Receptions: 1 (4x), last vs. Minnesota (Oct. 30, 2021)
Receiving Yards: 23, vs. Auburn (Jan. 1, 2021)
Long Reception: 23 vs. Auburn (Jan. 1, 2021)

#8 • RYAN JOHNSON • DL

Total Tackles: 3 (2x), last vs. Washington (Oct. 30, 2021)
Solo Tackles: 2 (2x), last at Penn State (Oct. 1, 2022)
Assisted Tackles: 2 (4x), last vs. Oregon (Oct. 2, 2021)
Sacks: 1.0 (2x), last vs. Southern Illinois (Sept. 17, 2022)
Tackles for Loss: 1.0 (3x), last vs. Miami OH (Sept. 24, 2022)
Pass Breakups: 1 (3x), last vs. Miami OH (Sept. 24, 2022)

#9 • JEREMIAH LEWIS • DB

Tackles: 8 (2x), last vs. Southern Illinois (Sept. 17, 2022)
Solo Tackle: 6, vs. Southern Illinois (Sept. 17, 2022)
Assisted Tackle: 5, vs. Miami (FL) (Nov. 27, 2021)
Tackles For Loss: 1.0 (3x), last vs. Southern Illinois (Sept. 17, 2022)
Pass Break Ups: 2 (2x), last vs. Charlotte (Oct. 31, 2020)
Interceptions: 1 (4x), last vs. Georgia Tech (Oct. 9, 2021)
Fumble Recoveries: 1, at Penn State (Oct. 1, 2022)

#9 • CARL RICHARDSON • QB

Rushing Attempts: 1 (2x), last at Michigan (Oct. 23, 2021)
Rushing Yards: 2, vs. Ohio (Sept. 25, 2021)
Long Rush: 2, vs. Ohio (Sept. 25, 2021)
Pass Attempts: 3, at Michigan (Oct. 23, 2021)
Completions: 2, at Michigan (Oct. 23, 2021)
Passing Yards: 19, at Michigan (Oct. 23, 2021)
Longest Pass: 12, at Michigan (Oct. 23, 2021)

#10 • BRENDAN SULLIVAN • QB

Pass Attempts: 24, at Maryland (Oct. 22, 2022)
Completions: 18, at Maryland (Oct. 22, 2022)
Passing Yards: 143, at Maryland (Oct. 22, 2022)
Passing Touchdowns: 1 (2x), last at Maryland (Oct. 22, 2022)
Longest Pass: 46, at Maryland (Oct. 22, 2022)
Rushing Attempts: 13, at Maryland (Oct. 22, 2022)
Rushing Yards: 53, at Maryland (Oct. 22, 2022)
Rushing Touchdowns: 1, at Maryland (Oct. 22, 2022)
Long Rush: 15, vs. Wisconsin (Oct. 8, 2022)

#10 • THERAN JOHNSON • DB

Tackles: 4, vs. Southern Illinois (Sept. 17, 2022)
Solo Tackle: 4, vs. Southern Illinois (Sept. 17, 2022)
Assisted Tackles: 1 (2x), last vs. Wisconsin (Oct. 8, 2022)
Pass Breakups: 2, vs. Southern Illinois (Sept. 17, 2022)

#11 • ANDREW CLAIR • RB

Rushing Attempts: 29, vs. Akron (Nov. 2, 2019)
Rushing Yards: 148, at Miami (OH) (Oct. 14, 2017)
Long Rush: 74 vs. Western Michigan (Oct. 13, 2018)
Rushing Touchdown: 2 (3x), last vs. Akron (Nov. 2, 2019)
Receptions: 5 (2x), last at Toledo (Oct. 6, 2018)
Receiving Yards: 74, at Toledo (Oct. 6, 2018)
Long Reception: 61, at Toledo (Oct. 6, 2018)

#11 • AJ HAMPTON, JR. • DB

Tackles: 8, vs. Purdue (Nov. 20, 2021)
Solo Tackles: 5 (2x), last at Maryland (Oct. 22, 2022)
Assisted Tackles: 3 (2x), last vs. Auburn (Jan. 1, 2021)
Pass Breakups: 3 (2x), at Duke (Sept. 18, 2021)
Tackles for Loss: 1 (2x), vs. Ohio State (Dec. 19, 2020)
Interceptions: 1 (2x), last vs. Maryland (Oct. 24, 2020)
Forced Fumbles: 1 vs. Michigan St. (Sept. 3, 2021)
Fumble Recovery: 1 (2x), last at Wisconsin (Nov. 13, 2021)
Touchdowns: 1, INT return at Wisconsin (Nov. 13, 2021)

#12 • NIGEL WILLIAMS • DB

Tackles: 1 (2x), vs. Southern Illinois (Sept. 17, 2022)
Solo Tackles: 1 (2x), vs. Southern Illinois (Sept. 17, 2022)

#13 • GARNETT HOLLIS, JR. • DB

Tackles: 9, vs. Wisconsin (Oct. 8, 2022)
Solo Tackles: 5, vs. Wisconsin (Oct. 8, 2022)
Pass Breakups: 1 (2x), last vs. Wisconsin (Oct. 8, 2022)
Assisted Tackles: 4, vs. Wisconsin (Oct. 8, 2022)
Interceptions: 1, vs. Duke (Sept. 10, 2022)
Forced Fumbles: 1, at Penn State (Oct. 1, 2022)

#17 • BRYCE KIRTZ • WR

Receptions: 7, vs. Michigan State (Sept. 3, 2021)
Receiving Yards: 80, vs. Michigan State (Sept. 3, 2021)
Long Reception: 44, at Duke (Sept. 18, 2021)
Rushes: 1, vs. Ohio (Sept. 25, 2021)
Rushing Yards: 4, vs. Ohio (Sept. 25, 2021)
Long Rush: 4, vs. Ohio (Sept. 25, 2021)
Longest Punt Return: 13 (2x), last vs. Ohio (Sept. 25, 2021)

NORTHWESTERN RECORD WHEN

	2022	Fitz Career
When playing at home	0-4	60-49
When playing on road	0-2	43-39
When playing at a neutral site	1-0	7-7
When playing on grass	1-5	83-64
When playing on artificial surface	0-1	27-31
When scoring first	0-3	69-26
When opponent scores first	1-3	41-70
When leading after first quarter	0-3	63-23
When trailing after first quarter	1-3	28-57
When tied after first quarter	0-0	20-16
When leading at halftime	1-1	82-22
When trailing at halftime	0-3	20-63
When tied at halftime	0-2	7-11
When leading after three quarters	0-0	89-17
When trailing after three quarters	1-5	15-75
When tied after three quarters	0-1	6-6
When NU has more/equal rushing yards	1-1	83-24
When opponent has more rushing yards	0-5	27-71
When NU has more/equal passing yards	0-3	53-39
When opponent has more passing yards	1-3	57-56
When NU has more/equal total yards	1-2	79-27
When opponent has more total yards	0-3	31-71
When NU has more first downs	1-3	73-34
When opponent has more first downs	0-3	28-59
When first downs are equal	0-0	9-3
When NU forces more turnovers	1-1	67-20
When opponent forces more turnovers	0-5	22-61
When turnovers are equal	0-0	21-13
In games decided by three points or fewer	1-1	20-15
In games decided by seven points or fewer	1-3	39-25
In overtime games	0-0	7-5

CAREER STARTS

	2022	Career
Vince Picozzi, OL	5	42
Adetomiwa Adebawore, DL	7	32
Ethan Wiederkehr, OL	7	32
Peter Skoronski, OL	7	27
Trent Carrington, DB	-	25
Charlie Mangieri, TE	2	25
Ryan Hilinski, QB	6	22
Charlie Schmidt, OL	7	20
Evan Hull, RB	7	20
Cam Mitchell, DB	6	19
Bryce Gallagher, LB	7	17
Jeremiah Lewis, DB	7	17
Josh Priebe, OL	7	16
Malik Washington, WR	7	15
Andrew Clair, RB	-	15
A.J. Hampton, CB	2	14
Donny Navarro III, WR	6	14
Rod Heard II, DB	7	13
Jaylen Pate, LB	1	12
Coco Azema, DB	2	11
Marshall Lang, TE	3	10
Taishan Holmes, DL	5	9
Sean McLaughlin, DL	7	7
Xander Mueller, LB	7	7
Devin O'Rourke, DL	6	6
Thomas Gordon, TE	5	6
Bryce Kirtz, WR	1	6
Wendell Davis, LB	-	5
Conrad Rowley, OL	2	5
Ryan Johnson, DL	-	4
Garnett Hollis Jr.	4	4
Greyson Metz, LB	4	4
Theran Johnson, DB	2	2
Khalid Jones, LB	-	2
Cam Porter, RB	-	2
Jacob Gill, WR	2	2
Jason Gold, Jr., DL	-	1
Anthony Tyus III, RB	-	1
Genson Hooper-Price, WR	-	1
Dom D'Antonio, OL	-	1
Aidan Hubbard, DL	1	1
Jaheem Joseph, DB	1	1
Caleb Tiernan, OT	1	1
Najee Story, DL	1	1
Duke Olges, DL	1	1
Brendan Sullivan, QB	1	1

CAREER HIGHS (Cont.)

#18 • GENSON HOOPER PRICE • WR

Receptions: 2, vs. Miami OH (Sept. 24, 2022)
 Receiving Yards: 25 (2x), last vs. Miami OH (Sept. 24, 2022)
 Long Reception: 25, vs. Duke (Sept. 10, 2022)

#18 • GARNER WALLACE • DB

Tackles: 4 (2x), last vs. Wisconsin (Oct. 8, 2022)
 Solo Tackles: 4, vs. Wisconsin (Oct. 8, 2022)
 Assisted Tackles: 1, vs. Southern Illinois (Sept. 17, 2022)

#20 • TRENT CARRINGTON • DB

Tackles: 1 (4x), last vs. Duke (Sept. 10, 2022)
 Solo Tackles: 1 (4x), last vs. Duke (Sept. 10, 2022)

#21 • TYLER HASKINS • DB

Tackles: 1 (2x), last vs. Rutgers (Oct. 16, 2021)
 Assisted Tackles: 1 (2x), last vs. Rutgers (Oct. 16, 2021)

#22 • CONNOR NEWHOUSE • RB

Rushing Attempts: 1, vs. Ohio (Sept. 25, 2021)
 Rushing Yards: 25, vs. Ohio (Sept. 2021)
 Long Rush: 25, vs. Ohio (Sept. 25, 2021)

#23 • DEVIN TURNER • DB

Tackles: 2, at Maryland (Oct. 22, 2022)
 Assisted Tackles: 2, at Maryland (Oct. 22, 2022)

#24 • ROD HEARD II • DB

Total Tackles: 10, at Maryland (Oct. 22, 2022)
 Solo Tackles: 6 (2x), last at Maryland (Oct. 22, 2022)
 Assisted Tackles: 4, at Maryland (Oct. 22, 2022)
 Sacks: 0.5, at Maryland (Oct. 22, 2022)
 Tackles for Loss: 2.0, vs. Iowa (Nov. 6, 2021)
 Pass Breakups: 1 (3x), last vs. Nebraska (Aug. 27, 2022)
 Forced Fumbles: 2, at Duke (Sept. 18, 2021)
 Fumble Recovery: 1, at Duke (Sept. 18, 2021)

#26 • EVAN HULL • RB

Rushing Attempts: 32 at Illinois (Nov. 27, 2021)
 Rushing Yards: 220, vs. Massachusetts (Nov. 16, 2019)
 Long Rush: 90, vs. Ohio (Sept. 25, 2021)
 Rushing Touchdown: 4, vs. Massachusetts (Nov. 16, 2019)
 Receptions: 14, vs. Duke (Sept. 10, 2022)
 Receiving Yards: 213, vs. Duke (Sept. 10, 2022)
 Long Reception: 45, vs. Wisconsin (Oct. 8, 2022)
 Receiving Touchdowns: 1 (3x), last vs. Duke (Sept. 10, 2022)

#29 • MARCUS CISCO • RB

Rushing Attempts: 3 (2x), last at Michigan (Oct. 23, 2021)
 Rushing Yards: 25, vs. Ohio (Sept. 25, 2021)
 Long Rush: 16, at Michigan (Oct. 23, 2021)

#31 • JAKE ARTHURS • RB

Rushing Attempts: 2 (2x), last at Michigan (Oct. 23, 2021)
 Rushing Yards: 2, vs. Ohio (Sept. 25, 2021)
 Long Rush: 5, vs. Ohio (Sept. 25, 2021)
 Rushing Touchdown: 1, vs. Ohio (Sept. 25, 2021)

#32 • BRYCE GALLAGHER • LB

Total Tackles: 16, at Maryland (Oct. 22, 2022)
 Solo Tackles: 9 (4x), last vs. Miami OH (Sept. 24, 2022)
 Assisted Tackles: 10, at Michigan (Oct. 23, 2021)
 Tackles for Loss: 2.5 (2x), last at Maryland (Oct. 22, 2022)
 Sacks: 1.5, at Maryland (Oct. 22, 2022)
 Forced Fumbles: 1, at Penn State (Oct. 1, 2022)
 Fumble Recoveries: 1, at Penn State (Oct. 1, 2022)
 Interceptions: 1, at Penn State (Oct. 1, 2022)

#34 • XANDER MUELLER • LB

Total Tackles: 14, at Penn State (Oct. 1, 2022)
 Solo Tackles: 8, at Penn State (Oct. 1, 2022)
 Assisted Tackles: 7, at Maryland (Oct. 22, 2022)
 Tackles for Loss: 2.5, vs. Southern Illinois (Sept. 17, 2022)
 Sacks: 1.0, vs. Southern Illinois (Sept. 17, 2022)
 Pass Breakups: 1, at Penn State (Oct. 1, 2022)
 Interceptions: 1 (2x), last vs. Southern Illinois (Sept. 17, 2022)
 Forced Fumbles: 1, at Wisconsin (Nov. 13, 2021)
 Fumble Recovery: 1, vs. Indiana (Sept. 11, 2021)

#36 • DECLAN CARR • LB

Total Tackles: 1 (2x), last at Maryland (Oct. 22, 2022)
 Solo Tackles: 1, vs. Wisconsin (Oct. 8, 2022)
 Assisted Tackles: 1, at Maryland (Oct. 22, 2022)

#37 • MAC UIHLEIN • LB

Total Tackles: 2, vs. Wisconsin (Oct. 8, 2022)
 Solo Tackles: 1 (3x), last vs. Wisconsin (Oct. 8, 2022)
 Assisted Tackles: 1, vs. Wisconsin (Oct. 8, 2022)

#38 • JOE DeHAAN • LB

Total Tackles: 3, vs. Maryland (Oct. 24, 2020)
 Solo Tackles: 2, vs. Maryland (Oct. 24, 2020)
 Assisted Tackles: 1, vs. Maryland (Oct. 24, 2020)

#41 • JAYLEN PATE • LB

Total Tackles: 4 (2x), last vs. Ball State (Sept. 18, 2021)
 Solo Tackles: 3 (2x), last at Penn State (Oct. 1, 2022)
 Assisted Tackles: 3, at UNLV (Nov. 27, 2020)
 Tackles for Loss: 1.0, at UNLV (Nov. 27, 2020)
 Sacks: 1.0, at UNLV (Nov. 27, 2020)
 Fumble Recovery: 1, vs. Ball State (Sept. 18, 2021)
 Pass Breakups: 1, vs. Fresno State (Oct. 16, 2021)

#44 • KHALID JONES • LB

Total Tackles: 3, vs. Ohio (Sept. 25, 2021)
 Solo Tackles: 2, vs. Ohio (Sept. 25, 2021)
 Assisted Tackles: 1 (2x), last vs. Ohio (Sept. 25, 2021)

#46 • DEVIN O'ROURKE • DL

Total Tackles: 5, at Maryland (Oct. 22, 2022)
 Solo Tackles: 3, vs. Miami OH (Sept. 24, 2022)
 Assisted Tackles: 3, at Maryland (Oct. 22, 2022)
 Pass Breakups: 1, vs. Duke (Sept. 10, 2022)
 Sacks: 1, vs. Miami OH (Sept. 24, 2022)
 Tackles for Loss: 1 (2x), last at Penn State (Oct. 1, 2022)

#47 • LUKE AKERS • P

Punts: 6 (4x), last vs. Miami OH (Sept. 24, 2022)
 Punt Yards: 279, at Stanford (Sept. 25, 2021)

#50 • PJ SPENCER • DL

Total Tackles: 1 (2x), last vs. Illinois (Dec. 12, 2020)
 Solo Tackles: 1, vs. Massachusetts (Nov. 16, 2019)
 Assisted Tackles: 1, vs. Illinois (Dec. 12, 2020)

#52 • JORDAN BUTLER • DL

Total Tackles: 2 (2x), last at Penn State (Oct. 1, 2022)
 Solo Tackles: 1 (2x), last at Maryland (Oct. 22, 2022)
 Assisted Tackles: 2 (2x), last at Penn State (Oct. 1, 2022)
 Tackles for Loss: 1.0, vs. Auburn (Jan. 1, 2021)
 Forced Fumbles: 1, vs. Auburn (Jan. 1, 2021)

#53 • JAIDEN CAMERON • DL

Total Tackles: 5, at Wisconsin (Nov. 13, 2021)
 Solo Tackles: 3, at Wisconsin (Nov. 13, 2021)
 Assisted Tackles: 2, at Wisconsin (Nov. 13, 2021)
 Tackles for Loss: 0.5, at Wisconsin (Nov. 13, 2021)

#57 • GREYSON METZ • LB

Total Tackles: 7, vs. Wisconsin (Oct. 8, 2022)
 Solo Tackles: 6, vs. Wisconsin (Oct. 8, 2022)
 Assisted Tackles: 2, at Penn State (Oct. 1, 2022)
 Tackles for Loss: 1.0, vs. Southern Illinois (Sept. 17, 2022)
 Forced Fumbles: 1, vs. Nebraska (Aug. 27, 2022)
 Fumble Recoveries: 1 vs. Nebraska (Aug. 27, 2022)

#80 • DONNY NAVARRO III • WR

Receptions: 5 (2x), last vs. Miami OH (Sept. 24, 2022)
 Receiving Yards: 58, at Nebraska (Nov. 21, 2020)
 Receiving Touchdowns: 1 (4x), last vs. Duke (Sept. 10, 2022)
 Long Reception: 25, at Nebraska (Nov. 21, 2020)

#87 • THOMAS GORDON • TE

Receptions: 5, vs. Duke (Sept. 10, 2022)
 Receiving Yards: 78, vs. Duke (Sept. 10, 2022)
 Long Reception: 26, vs. Duke (Sept. 10, 2022)

#88 • MARSHALL LANG • TE

Receptions: 3 (3x), last vs. Miami OH (Sept. 24, 2022)
 Receiving Yards: 39, vs. Miami OH (Sept. 24, 2022)
 Long Reception: 23, vs. Miami OH (Sept. 24, 2022)

#89 • CHARLIE MANGIERI • TE

Receptions: (2x), vs. Michigan State (Sept. 3, 2021)
 Receiving Yards: 31, vs. Michigan State (Sept. 3, 2021)
 Long Reception: 25, vs. Michigan State (Sept. 3, 2021)
 Touchdowns: 1(2x), vs. Illinois (Dec. 12, 2020)

#90 • TAISHAN HOLMES • DL

Total Tackles: 5, at Florida State (Oct. 23, 2021)
 Solo Tackles: 2 (3x), last at Penn State (Oct. 1, 2022)
 Assisted Tackles: 4, at Florida State (Oct. 23, 2021)
 Tackles for Loss: 1.0 at Georgia Southern (Oct. 17, 2020)

#91 • AIDAN HUBBARD • DL

Total Tackles: 2 (4x), last at Maryland (Oct. 22, 2022)
 Solo Tackles: 2 (3x), last at Maryland (Oct. 22, 2022)
 Assisted Tackles: 1 (3x), last at Maryland (Oct. 22, 2022)
 Sacks: 1.0, vs. Southern Illinois (Sept. 17, 2022)
 Tackles for Loss: 1.0, vs. Southern Illinois (Sept. 17, 2022)

#94 • JASON GOLD, JR. • DL

Total Tackles: 3, at Indiana (Nov. 2, 2019)
 Solo Tackles: 2 (3x), last at Wisconsin (Nov. 13, 2021)
 Assisted Tackles: 1 (5x), last at Wisconsin (Nov. 13, 2021)
 Tackles for Loss: 1.0 (3x), last vs. Maryland (Oct. 23, 2020)

#95 • NAJEE STORY • DL

Total Tackles: 3, vs. Southern Illinois (Sept. 17, 2022)
 Solo Tackles: 2 (2x), last at Maryland (Oct. 22, 2022)
 Assisted Tackles: 1 (3x), last vs. Wisconsin (Oct. 8, 2022)
 Tackles for Loss: 1.0, vs. Southern Illinois (Sept. 17, 2022)

#96 • AUSTINE FIRESTONE • DL

Total Tackles: 2, at Maryland (Oct. 22, 2022)
 Solo Tackles: 1, at Maryland (Oct. 22, 2022)
 Assisted Tackles: 1, at Maryland (Oct. 22, 2022)
 Tackles for Loss: 1, at Maryland (Oct. 22, 2022)

#97 • SEAN MCLAUGHLIN • DL

Total Tackles: 8, at Maryland (Oct. 22, 2022)
 Solo Tackles: 4, at Maryland (Oct. 22, 2022)
 Assisted Tackles: 4, at Maryland (Oct. 22, 2022)
 Tackles for Loss: 1.0 (3x), last vs. Wisconsin (Oct. 8, 2022)
 Pass Breakups: 1, vs. Miami OH (Sept. 24, 2022)
 Forced Fumbles: 1, at Penn State (Oct. 1, 2022)

#99 • ADETOMIWA ADEBAWORE • DL

Total Tackles: 7 (2x), last vs. Duke (Sept. 10, 2022)
 Solo Tackles: 7, vs. Rutgers (Oct. 16, 2021)
 Assisted Tackles: 3, at Nebraska (Oct. 2, 2021)
 Tackles for Loss: 4.0, vs. Rutgers (Oct. 16, 2021)
 Sacks: 2.0, at Maryland (Oct. 22, 2022)
 Interceptions: 1, at Duke (Sept. 18, 2021)
 Pass Breakups: 2, at Duke (Sept. 18, 2021)
 Forced Fumbles: 1 (4x), last at Maryland (Oct. 22, 2022)

#99 • HUNTER RENNER • P

Punt Attempt: 5, at Penn State (Oct. 1, 2022)
 Long Punt: 49, at Penn State (Oct. 1, 2022)
 Punt Yards: 205, at Penn State (Oct. 1, 2022)

LAST TIME IT HAPPENED

TEAM

NORTHWESTERN WILDCATS

Scored 60+ Points
 Scored 50-59 Points
 Scored 40-49 Points
 Rushed for 200-299 yards
 Rushed for 300-399 yards
 Rushed for 400+ yards
 Passed for 400+ yards
 Had 500-599 yards of total offense
 Had 600+ yards of total offense
 Won a game on final play (regulation)
 Recorded a safety
 Recorded a shutout
 Played No. 1-ranked team
 Beat No. 1-ranked team
 Beat a Top-10 team
 Beat a ranked team
 Beat two ranked teams in a row
 Ranked by AP (media)
 Ranked by USA Today (coaches)
 Ranked in College Football Playoff
 Ranked No. 1 by AP
 Sellout at home
 Had consecutive sellouts

NU 61, Illinois 23 (11-18-00)
 NU 54, Michigan State 40 (10-15-16)
 NU 43, Maryland 3 (10-24-20)
 215 at Maryland (10-22-22)
 373 vs. Ohio (9-25-21)
 411 vs. Illinois (12-12-20)
 435 vs. Duke (9-10-22)
 511 vs. Duke (9-10-22)
 678 vs. Bowling Green (9-16-17)
 vs. Michigan State, 47-yd FG (9-29-01)
 vs. Minnesota (11-23-19)
 NU 39, Minnesota 0 (11-18-17)
 #1 Ohio State 54, NU 10 (11-11-06)
 #3 NU 6, #1 Minnesota 0 (10-31-1936)
 NU 17, #10 Wisconsin 7 (11-21-20)
 NU 17, #10 Wisconsin 7 (11-21-20)
 NU 47, #7 Wisconsin 44 (9-23-00)
 NU 37, #18 Michigan State 17 (9-30-00)
 No. 10 (Jan. 12, 2021)
 No. 10 (Jan. 12, 2021)
 No. 14 (Dec. 20, 2020)
 1962
 47,330, vs. Ohio State (10-18-19)
 Four straight from Sept. 29-Nov. 3, 2018
 (vs. Michigan, vs. Nebraska, vs. Wisconsin, vs. Notre Dame)

OPPONENTS

Wisconsin 70, NU 23 (11-27-10)
 Nebraska 56, NU 7 (10-2-21)
 Wisconsin 42, NU 7 (10-8-22)
 Maryland - 257 (10-22-22)
 Minnesota - 308 (10-30-21)
 Nebraska - 427 (10-2-21)
 Purdue - 423 (11-20-21)
 Wisconsin - 515 (10-8-22)
 Nebraska - 657 (10-2-21)
 Nebraska, 24-yd FG (10-5-19)
 Rutgers (10-20-18)
 #15 Iowa 20, NU 0 (10-26-19)
 Wisconsin 37, #1 NU 6 (11-10-62)
 Wisconsin 37, #1 NU 6 (11-10-62)

INDIVIDUAL

Returned kickoff for a TD
 Returned punt for a TD
 Returned INT for a TD
 Returned fumble for TD
 Blocked an extra point
 Blocked a FG attempt
 Blocked a punt
 Rushed for 3 or more TDs
 Rushed for 100 yards
 Two players rushed for 100 yards

Rushed for 200 yards
 Rushed for 300 yards
 Completed 20-29 passes
 Completed 30+ passes
 Passed for 3+ TDs
 Passed for 300-399 yards
 Passed for 400-499 yards
 Passed for 500+ yards
 Scored 3 TDs in a game
 Scored 4+ TDs in a game
 2-point conversion
 Caught 10+ passes
 100-199 yards receiving
 200+ yards receiving
 Two players 100 receiving yards

Score 2 TDs Receiving
 Scored 3+ TDs receiving
 Kicked 3 FGs in one game
 Kicked 4 FGs in one game
 Kicked 5 FGs in one game
 Kicked a 50-yard FG
 Kicked a 70-79 yard punt
 Kicked an 80-89-yard punt
 Intercepted 2 passes
 Intercepted 3 passes
 Recovered 2+ fumbles
 Recorded 100+ kickoff return yards
 Recorded 50+ punt return yards
 Recorded 100+ punt return yards
 Recorded 20+ tackles

Solmon Vault (95) at Michigan State (10-15-16)
 Tony Jones (64) at Purdue (11-22-14)
 Kyle Queiro (26) vs. Kentucky (12-29-17)
 AJ Hampton (49) at Wisconsin (11-13-21)
 Dean Lowry vs. Ball State (9-26-15)
 Sean McLaughlin vs. Miami (OH) (9-24-22)
 Ray Niro III vs. Iowa (11-6-21)
 Evan Hull (4) vs. UMass (11-16-19)
 Evan Hull (119) vs. Maryland (10-22-22)
 Evan Hull (149) vs. Illinois (12-12-20)
 Cam Porter (142) vs. Illinois (12-12-20)
 Evan Hull (216) vs. Ohio (9-25-21)
 Mike Adamle (316), vs. Wisconsin (1969)
 Ryan Hilinski (24) vs. Miami (OH) (9-24-22)
 Ryan Hilinski (36) vs. Duke (9-10-22)
 Hunter Johnson (3) vs. Michigan State (9-3-21)
 Ryan Hilinski (314) vs. Nebraska (8-27-22)
 Ryan Hilinski (435) vs. Duke (9-10-22)
 Mike Kafka (532) vs. Auburn (1-1-10)
 Andrew Marty (2 passing, 1 rushing) at Duke (9-18-21)
 Peyton Ramsey (3 passing, 1 rushing) vs. Auburn (1-1-21)
 Stephon Robinson Jr. (rush) vs. Ohio (9-25-21)
 Evan Hull (14) vs. Duke (9-10-22)
 Stephon Robinson Jr. (115) vs. Rutgers (10-16-21)
 Evan Hull (213) vs. Duke (9-10-22)
 Christian Jones (182) at Illinois (11-30-13)
 Rashad Lawrence (112) at Illinois (11-30-13)
 Trey Pugh (2) vs. Michigan State (9-3-21)
 Ramaud Chiaokhiao-Bowman (3) at Purdue (11-14-20)
 Charlie Kuhbender (3) vs. Maryland (10-24-20)
 Jack Mitchell (4) at Notre Dame (11-15-14)
 Jeff Budzien (5) vs. Boston College (9-5-12)
 David Wasielewski (51) at Air Force (8-31-02)
 Jake Collins (70) vs. Rutgers (10-21-18)
 Hunter Niswander (80) vs. Iowa (10-21-17)
 Brandon Joseph vs. Wisconsin (11-21-20)
 Godwin Igwebuike (3) vs. Wisconsin (10-14-14)
 Jimmy Hall (2) at Notre Dame (11-15-14)
 Riley Lees (106) vs. Minnesota (11-23-19)
 Brandon Joseph (111) vs. Indiana State (9-11-21)
 Brandon Joseph vs. Indiana State (9-11-21)
 Tim McGarigle (21, 11-10) vs. Michigan (10-29-05)

Jehu Chesson (96), Michigan (10-10-15)
 Ben Niemann (1), Iowa (11-1-14)
 Noah Burns (68), Wisconsin (9-28-19)
 Justin Walley (25), Minnesota (10-30-21)
 Andrew Stelter, Minnesota (11-18-17)
 George Karlaftis, Purdue (11-20-21)
 Caiden Woullard, Miami (OH) (9-24-22)
 Roman Hemby (3), Maryland (10-22-22)
 Roman Hemby (179), Maryland (10-22-22)
 Mar'Keise Irving (110), Minnesota (10-30-21)
 Ky Thomas (106), Minnesota (10-30-21)
 Kenneth Walker III (264), Michigan State (9-3-21)
 Trey Sermon (331), Ohio State (12-19-20)
 Graham Mertz (20), Wisconsin (10-8-22)
 Gunnar Holmberg (31), Duke (9-18-21)
 Nic Baker (3), Southern Illinois (9-17-22)
 Casey Thompson (355), Nebraska (8-27-22)
 Aidan O'Connell (423), Purdue (11-20-21)
 -
 Chimere Dike (3 receiving), Wisconsin (10-8-22)
 Graham Mertz (5 passing), Wisconsin (10-8-22)
 Adrian Martinez (rush), Nebraska (10-13-18)
 Chimere Dike (10), Wisconsin (10-8-22)
 Chimere Dike (185), Wisconsin (10-8-22)
 Milton Wright (213), Purdue (11-20-21)
 Jalon Calhoun (108) Duke (9-8-22)
 Eli Pancol (106), Duke (9-8-22)
 Chris Olave (2), Ohio State (10-18-19)
 Chimere Dike (3), Wisconsin (10-8-22)
 Charlie Ham (3), Duke (9-18-21)
 James McCourt (4), Illinois (11-27-21)
 -
 Charlie Ham (50), Duke (9-18-21)
 Adam Korsak (79), Rutgers (10-20-18)
 William Przystup (84), Nebraska (10-2-21)
 Kamo'i Latu (2), Wisconsin (10-8-22)
 Mike Rose (3), Purdue (9-27-97)
 Ben Frye (2), Duke (9-18-21)
 De'Montre Tuggle (123), Ohio (9-25-21)
 Donny Navarro III (66), Illinois (11-27-21)
 Chad Owens (104), Hawaii (11-27-04)
 Blake Cashman (8-12), Minnesota (11-17-18)

NORTHWESTERN FOOTBALL

2022 ROSTER

No.	Name	Pos.	Ht.	Wt.	Yr.	Hometown / High School
0	Coco Azema	DB	5-11	185	Jr.	Cypress, Texas / Langham Creek
0	Cole Freeman	QB	6-0	205	So.	Summit, New Jersey / Delbarton
1	Raymond Niro III	WR	5-10	190	Sr.	Barrington, Illinois / Barrington
2	Cameron Mitchell	DB	6-0	195	Jr.	Bolingbrook, Illinois / Bolingbrook
3	Ryan Hlinski	QB	6-3	225	Jr.	Orange, California / Orange Lutheran
3	Jaheem Joseph	DB	5-10	190	Jr.	Miami Gardens, Florida / Monsignor Edward Pace
4	Wendell Davis Jr.	LB	6-2	240	R-Jr.	Richmond, Virginia / Benedictine College Prep
4	Cam Porter	RB	5-10	220	Jr.	Cincinnati, Ohio / LaSalle
5	Jacob Gill	WR	6-0	190	So.	Raleigh, North Carolina / Cardinal Gibbons
6	Malik Washington	WR	5-9	192	Sr.	Lawrenceville, Georgia / Parkview
7	Ore Adeyi	DB	5-11	190	So.	Mansfield, Texas / Mansfield Legacy
7	Anthony Tyus III	RB	6-1	225	So.	Portage, Michigan / Portage Northern
8	Wayne Dennis Jr.	WR	6-3	200	Jr.	Tampa, Florida / Armwood
8	Ryan Johnson	DL	6-4	280	Gr.	Axis, Alabama / St. Paul's Episcopal
9	Jeremiah Lewis	DB	6-1	190	R-Sr.	Lewisville, Texas / Benedictine Christian
9	Carl Richardson	QB	6-4	207	Jr.	Salinas, California / Salinas
10	Theran Johnson	DB	6-0	170	So.	Indianapolis, Indiana / North Central
10	Brendan Sullivan	QB	6-3	212	So.	Davison, Michigan / Davison
11	Andrew Clair	RB	5-11	202	Gr.	St. Louis, Missouri / St. Louis University
11	A.J. Hampton Jr.	DB	5-11	180	Sr.	Warren, Arkansas / Paul R Wharton
12	Jack Lausch	QB	6-2	190	Fy.	Chicago, Illinois / Brother Rice
12	Nigel Williams	DB	6-1	192	Jr.	Richmond, Virginia / Collegiate School
13	Preston Bacon	WR	6-2	195	Jr.	Oak Hill, Va. / The Potomac School
13	Garnett Hollis, Jr.	DB	6-2	202	Jr.	Nashville, Tennessee / Battle Ground Academy
14	Donnie Gray	WR	6-0	190	So.	New Haven, Connecticut / Deerfield Academy
15	Calvin Johnson II	WR	6-0	180	So.	French Camp, Mississippi / French Camp Academy
17	Bryce Kirtz	WR	6-0	180	Jr.	Brownburg, Indiana / Brownsburg
18	Genson Hooper Price	WR	6-5	215	Jr.	Houston, Texas / St. John's
18	Garner Wallace	DB	6-4	205	So.	Pickerington, Ohio / Pickerington Central
19	Reggie Fleurima	WR	6-2	205	Fy.	Naperville, Illinois / Naperville Central High
20	Trent Carrington	DB	6-1	190	Gr.	Fayetteville, Georgia / Fayette County
20	Joseph Himon II	RB	5-9	180	Fy.	Little Rock, Arkansas / Pulaski Academy
21	Tyler Haskins	DB	5-11	200	Jr.	Stafford, Virginia / Mountain View
22	Connor Newhouse	RB	5-11	195	Jr.	Prospect, Kentucky / North Oldham
22	Evan Smith	DB	5-10	173	Fy.	Birmingham, Alabama / Oak Mountain
23	Devin Turner	DB	6-1	190	Fy.	Little Elm, Texas / Lone Star
24	Rod Heard II	DB	5-11	185	Jr.	Farmington, Michigan / Farmington Hills Harrison
26	Evan Hull	RB	5-11	210	Jr.	Maple Grove, Minnesota / Maple Grove
27	Jack Oyola	DB	5-11	190	Fy.	Alpharetta, Georgia / Alpharetta
28	Braden Turner	DB	5-11	185	Fy.	Mobile, Alabama / McGill-Toolen Catholic
29	Marcus Cisco	RB	5-9	197	Jr.	Byron Center, Michigan / Byron Center
31	Jake Arthurs	RB	5-9	195	Jr.	Wheaton, Illinois / Wheaton-Warrenville South
31	Robert Fitzgerald	DB	6-0	200	Fy.	Dallas, Texas / Jesuit College Prep
32	Bryce Gallagher	LB	6-2	240	Jr.	Raynham, Massachusetts / St. Sebastian's
33	Braydon Brus	LB	6-1	215	Fy.	Glendora, California / Glendora
34	Xander Mueller	LB	6-3	235	Jr.	Wheaton, Illinois / Wheaton North
35	Kenny Soares Jr.	LB	6-3	220	Fy.	Trumbull, Connecticut / Avon Old Farms
36	Declan Carr	LB	6-1	226	Gr.	Frankfort, Illinois / Lincoln-Way East
37	Mac Uihlein	LB	6-1	215	So.	Lake Forest, Illinois / Lake Forest
38	Joe DeHaan	DB	6-0	198	Jr.	Tinley Park, Illinois / Andrew
39	Albert Kunickis III	RB	6-3	220	Fy.	Lemont, Illinois / Lemont
40	Jason Reynolds II	LB	6-2	215	Fy.	McDonough, Georgia / Eagles Landing Christian
41	Jaylen Pate	DL	6-3	255	Gr.	Chicago, Illinois / Lane Tech
42	Anto Saka	DL	6-4	230	Fy.	Phoenix, Maryland / Loyola Blakefield
43	Will Halkyard	LS	6-3	200	Jr.	Glen Ellyn, Illinois / Glenbard West
44	Khalid Jones	LB	6-1	230	Sr.	Greenville, South Carolina / Byrnes
45	Cullen Coleman	LB	6-3	240	Jr.	Port Chester, New York / Rye Country Day
46	Devin O'Rourke	DL	6-6	265	Sr.	Mokena, Illinois / Lincoln Way East
47	Luke Akers	P	6-1	180	Jr.	Nashville, Tennessee / Ravenwood
48	Owen Bergin	LB	5-10	210	Jr.	Bloomfield Hills, Michigan / Detroit Country Day
49	Jacob Tabibian	K	5-9	185	So.	Lafayette, California / Campolindo
50	P.J. Spencer	DL	6-2	275	Jr.	Prairie Village, Kansas / Shawnee Mission East
51	Miles Crutchley	LB	6-1	220	Fy.	Scottsdale, Arizona / Saguaro
52	Jordan Butler	DL	6-2	316	Jr.	North Las Vegas, Nevada / IMG Academy (Fla.)
53	Jaiden Cameron	DL	6-3	245	Jr.	Clayton, Ohio / Northmont
54	Henrik Barndt	DL	6-5	285	R-Sr.	Arvada, Colorado / Ralston Valley
55	Conrad Rowley	OL	6-4	308	Sr.	Independence, Missouri / Blue Springs
56	Josh Thompson	OL	6-5	310	So.	Fenton, Michigan / Fenton
57	Greyson Metz	LB	6-3	216	Jr.	Glen Ellyn, Illinois / Glenbard West
58	Peyton Warford	DL	6-3	220	Fy.	Woodside, California / Saint Francis
60	Carmine Bastone	DL	6-2	266	So.	St. Charles, Illinois / St. Charles North
62	Max Skidmore	OL	6-7	270	Jr.	Spokane Valley, Washington / University
63	Dom D'Antonio	OL	6-4	290	Jr.	Woodstock, Georgia / Etowah
65	Jackson Carsello	OL	6-4	270	So.	Northbrook, Illinois / Glenbrook North
66	Braeden Edwards	OL	6-6	280	So.	West Des Moines, Iowa / Valley
68	Josh Priebe	OL	6-5	308	Jr.	Niles, Michigan / Edwardsburg
69	Charlie Schmidt	OL	6-4	308	Sr.	Libertyville, Illinois / Libertyville

71	Ben Wrather	OL	6-6	310	Jr.	Powell, Ohio / Olentangy Liberty
72	Caleb Tiernan	OL	6-7	315	So.	Livonia, Michigan / Detroit Country Day
73	Deuce McGuire	OL	6-5	300	Fy.	Chicago, Illinois / Marist
74	Nick Herzog	OL	6-4	270	Fy.	Stilwell, Kansas / Blue Valley
75	Vincent Picozzi	OL	6-4	310	Gr.	Collegeville, Pennsylvania / Lansdale Catholic
76	Ethan Wiederkehr	OL	6-5	295	Gr.	Wading River, New York / Shoreham-Wading River
77	Peter Skoronski	OL	6-4	315	Jr.	Park Ridge, Illinois / Maine South
78	Luka Trifunovic	OL	6-4	293	Jr.	Carlsbad, California / La Costa Canyon
79	Zachary Franks	OL	6-6	305	Jr.	Baltimore, Maryland / The Gilman School
80	Donny Navarro III	WR	5-11	185	Sr.	Naperville, Illinois / Neuqua Valley
81	Chris Petrucci	TE	6-4	210	Fy.	Park Ridge, Illinois / Maine South
82	Jasper Stratton	WR	6-0	180	So.	Los Angeles, California / Winward
83	Blake Van Buren	TE	6-4	210	Fy.	Middleton, Wisconsin / Middleton
84	Hunter Welcing	TE	6-3	242	Jr.	Deer Park, Illinois / Lake Zurich
85	Jack Kennedy	WR	6-0	201	Jr.	Cleveland Heights, Ohio / St. Ignatius
86	Lawson Albright	TE	6-5	225	So.	Greensboro, North Carolina / Grimsley
87	Thomas Gordon	TE	6-5	240	Jr.	Houston, Texas / Strake Jesuit College Prep
88	Marshall Lang	TE	6-4	235	Jr.	Cincinnati, Ohio / St. Xavier
89	Charlie Mangieri	TE	6-4	250	Gr.	Peoria, Illinois / Dunlap
90	Taishan Holmes	DL	6-3		Sr.	Tappahannock, Virginia / Essex
90	Adam Stage	K	5-11	195	Gr.	Appleton, Wisc. / Kimberly
91	Aidan Hubbard	DL	6-4	235	So.	Cleveland, Ohio / St. Ignatius
92	Jack Olsen	K	5-11	190	Jr.	Wheaton, Illinois / Wheaton-Warrenville
93	Brendan Flakes	DL	6-4	260	Fy.	Winter Garden, Florida / West Orange
94	Jason Gold Jr.	DL	6-3	285	Sr.	League City, Texas / Clear Springs
95	Najee Story	DL	6-4	250	So.	Solon, Ohio / Solon
96	Austin Firestone	DL	6-5	260	Fy.	Niceville, Florida / Niceville
97	Sean McLaughlin	DL	6-6	275	Jr.	Frankfort, Illinois / Lincoln-Way East
98	Duke Olges	DL	6-4	260	Jr.	Winnetka, Illinois / New Trier
99	Adetomiwa Adebawore	DL	6-2	280	Sr.	Kansas City, Missouri / North Kansas City
99	Hunter Renner	P	6-2	207	Jr.	Mishawaka, Indiana / Marian

COACHING STAFF	Position	Season at Northwestern
Pat Fitzgerald	Dan and Susan Jones Family Head Football Coach	17th
Matt MacPherson	Assistant Head Coach (Defensive Backs)	17th
Jim O'Neil	Defensive Coordinator	2nd
Mike Bajakian	Offensive Coordinator / Quarterbacks	3rd
Jeff Genyk	Special Teams Coordinator / Tight Ends	15th
Kurt Anderson	Assistant Coach / Offensive Line	4th
Lou Ayeni	Assistant Coach / Running Backs / Recruiting Coordinator	5th
Marty Long	Assistant Coach / Defensive Line	15th
Tim McGarigle	Assistant Coach / Linebackers	5th
Dennis Springer	Assistant Coach / Wide Receivers	12th
Ryan Smith	Assistant Coach / Cornerbacks	14th

PRONUNCIATION GUIDE

ADETOMIWA ADEBAWORE.....	(add-E-TOMMY-wah add-E-BAR-eh)
ORE ADEYI.....	(or-E ah-DYE-e)
Coco AZEMA.....	(AH-zah-mah)
Carmin BASTONE.....	(bah-stone)
Owen BERGIN.....	(BURRG-in)
Dom D'ANTONIO.....	(DAN-tonio)
GENSEN Hooper Price.....	(JEN-sin)
THERAN Johnson.....	(th-AIR-in)
KHALID Jones.....	(KA-lid)
XANDER Mueller.....	(ZAN-der)
Raymond NIRO III.....	(NYE-row)
Duke OLGES.....	(OHL-jiz)
Josh PRIEBE.....	(PREEB)
Peter SKORONSKI.....	(SKO-ron-ski)
NAJEE Story.....	(NAH-jeee)
Jacob TABIBIAN.....	(TAH-bib-ian)
Luka TRIFUNOVIC.....	(tree-FOON-o-vick)
Mac UIHLEIN.....	(U-line)
Ethan WIEDERKEHR.....	(WEE-dur-kerr)

THE FITZ FILES



Pat Fitzgerald is Northwestern football. A member of the College Football Hall of Fame for his dominance as a player for the Wildcats in the 90s, Fitzgerald has made his biggest impact on the program over the last 15-plus years as its head coach. Fitzgerald was the consensus Big Ten Coach of the Year in 2018 as well as the 2020 Bobby Dodd National Coach of the Year. The fifth-longest tenured coach in the FBS, Fitzgerald earned his 100th-win in the Wildcats' 2020 season opener and signed a 10-year contract extension in January 2021 that secures the program's leadership through the 2030 season. A native of Orland Park, Ill. in Chicago's southwest suburbs, Fitzgerald graduated from Carl Sandburg High School in 1993 where he starred as a linebacker for the Eagles' football team before heading north to Evanston, first as a player, then as a coach. Characterized by his motivational skills, enthusiasm and passion for all things Northwestern, Fitzgerald has shaped Chicago's Big Ten Team into one that consistently achieves excellence in all three phases of the student-athlete experience: academics, athletics and community outreach. Fitzgerald resides in Northfield with his wife, Stacy, and three sons, Jack, born in November 2004, Ryan, born in September 2006, and Brendan, born in February 2009.

COACHING EXPERIENCE

Year	School	Position
1998	Maryland	Defensive Graduate Assistant
1999	Colorado	Defensive Graduate Assistant
2000	Idaho	Linebackers/Special Teams
2001	Northwestern	Defensive Backs
2002-03	Northwestern	Linebackers
2004-05	Northwestern	Linebackers/Recruiting Coordinator
2006-Present	Northwestern	Head Coach

HEAD COACHING RECORD YEAR-BY-YEAR

Year	School	Record	Big Ten	Postseason
2006	Northwestern	4-8	2-6	n/a
2007	Northwestern	6-6	3-5	n/a
2008	Northwestern	9-4	5-3	Valero Alamo Bowl
2009	Northwestern	8-5	5-3	Outback Bowl
2010	Northwestern	7-6	3-5	TicketCity Bowl
2011	Northwestern	6-7	3-5	Meineke Car Care Bowl of Texas
2012	Northwestern	10-3	5-3	TaxSlayer.com Gator Bowl Champions
2013	Northwestern	5-7	1-7	n/a
2014	Northwestern	5-7	3-5	n/a
2015	Northwestern	10-3	6-2	Outback Bowl
2016	Northwestern	7-6	5-4	New Era Pinstripe Bowl Champions
2017	Northwestern	10-3	7-2	Music City Bowl Champions
2018	Northwestern	9-5	8-1	Holiday Bowl Champions
2019	Northwestern	3-9	1-8	n/a
2020	Northwestern	7-2	6-1	VRBO Citrus Bowl Champions
2021	Northwestern	3-9	1-8	n/a
2022	Northwestern	1-6	1-3	--
Totals	17 years	110-96	65-71	10 Bowl Games

377

Yards allowed
per game

24

Points allowed
per game

1.8

Turnovers forced
per game

1.9

Sacks
per game

AVERAGE FITZGERALD DEFENSE

Pat Fitzgerald-coached defenses have finished in the top 25 in the nation in scoring defense four times and top 30 six times.

Top scoring defenses under Fitzgerald

Year	Points Allowed Per Game	Big Ten Rank	National Rank
2020	15.9	1st	5th
2015	18.6	4th	12th
2017	20.1	7th	20th
2008	20.2	4th	27th
2016	22.2	6th	24th
2012	22.5	5th	29th

HARDWARE SHOP

Pat Fitzgerald bowl game wins:

2013 TaxSlayer.com Gator Bowl	Mississippi State	34-20
2016 New Era Pinstripe Bowl	Pitt	31-24
2017 Music City Bowl	Kentucky	24-23
2018 Holiday Bowl	Utah	31-20
2021 VRBO Citrus Bowl	Auburn	35-19

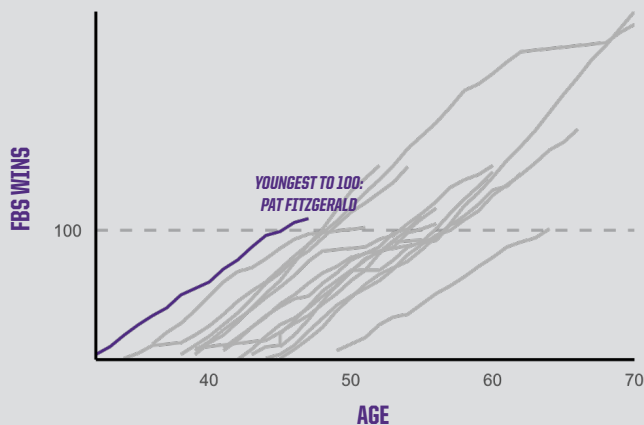
- » Pat Fitzgerald won five out of the six bowl game wins in Northwestern history
- » He has coached in the postseason in 10 of his 16 seasons as head coach
- » Fitzgerald's 10 bowl game appearances are tied for second among active Big Ten head coaches and his five bowl game wins are tied for third.
- » Northwestern's redshirt senior class in 2020 went 4-0 in bowl games, won two Big Ten West Division titles and claimed the Land of Lincoln Trophy 5 times.
- » Fitzgerald coached Northwestern to Big Ten West titles in 2018 and 2020
- » He is tied for the 2nd most Big Ten Championship Game appearances among active Big Ten coaches and tied for the 4th most appearances overall.

100-WIN CLUB

Pat Fitzgerald won his 100th game as head coach on Oct. 24, 2020 with a 43-3 win over Maryland in the season opener.

- » Fitzgerald is one of 15 active FBS coaches with 100 or more wins in FBS.
- » Of those 15 coaches, Fitzgerald was the youngest to reach that mark at 45 years, 10 months and 22 days. The next closest was Dabo Swinney (Clemson) who won his 100th game at 48 years and five days.
- » His 109 wins in FBS rank second in the Big Ten and 11th in the nation.
- » Fitzgerald is the first NU coach to reach both 50 and 100 career wins at Northwestern
- » At 47 years old, Fitzgerald is still the fourth youngest head coach in the Big Ten.

ACTIVE COACHES WITH 100+ WINS IN FBS





2022-23 Northwestern Football
Team Game-by-Game
All games

Page 1/1
as of Oct 26, 2022

Date	Opponent	Rushing				Receiving				Passing				Kick Returns				Punt Returns				tot		
		no.	yds	td	lg	no.	yds	td	lg	cmp	att	int	yds	td	lg	no.	yds	td	lg	no.	yds	td	lg	off
08/27/2022	vs Nebraska	47	214	2	21	27	314	2	41	27	38	0	314	2	41	1	18	0	18	0	0	0	0	528
09/10/2022	Duke	34	76	1	12	36	435	2	39	36	60	1	435	2	39	0	0	0	0	2	10	0	5	511
09/17/2022	Southern Ill.	44	167	2	22	27	213	1	32	27	43	2	213	1	32	1	25	0	25	0	0	0	0	380
09/24/2022	Miami (OH)	31	107	2	27	26	257	0	29	26	44	0	257	0	29	0	0	0	0	1	0	0	0	364
10/01/2022	at Penn St.	28	31	0	29	15	210	1	47	15	37	1	210	1	47	1	19	0	19	0	0	0	0	241
10/08/2022	Wisconsin	27	79	0	15	22	263	1	45	22	41	2	263	1	45	1	0	0	0	0	0	0	0	342
10/22/2022	at Maryland	46	215	2	17	18	143	1	46	18	24	2	143	1	46	1	23	0	23	1	6	0	6	358
Northwestern		257	889	9	29	171	1835	8	47	171	287	8	1835	8	47	5	85	0	25	4	16	0	6	2724
Opponents		291	1313	12	75	119	1546	14	81	119	200	5	1546	14	81	15	241	0	25	5	34	0	13	2859

Northwestern Averages

Games	Avg/ rush	Avg/ catch	Pass effc	KR avg	PR avg	All purpose avg/game	Total offense avg/game
7	3.5	10.7	116.9	17.0	4.0	408.3	389.1

Date	Opponent	Tackles				Sacks	Fumble		Pass Defense			blkd	PAT attempts			off		
		ua	a	total	tfl-yds	no-yds	ff	fr-yds	int-yds	qbh	brup	kick	kick	rush	rcv	saf	t/o	pts
08/27/2022	vs Nebraska	43	16	59	4.0-24	2-19	1	1-0	2-33	3	5	0	4-4	0	0	0	7	31
09/10/2022	Duke	35	22	57	1.0-8	1-8	1	0-0	1-0	1	6	0	2-2	0	0	0	0	23
09/17/2022	Southern Ill.	44	18	62	10.0-28	3-17	0	0-0	1-0	0	4	1	3-3	0	0	0	0	24
09/24/2022	Miami (OH)	42	12	54	6.0-37	3-28	1	0-0	0-0	1	5	1	2-2	0	0	0	0	14
10/01/2022	at Penn St.	47	34	81	5.0-10	0-0	4	4-0	1-0	3	2	0	1-1	0	0	0	0	7
10/08/2022	Wisconsin	48	20	68	2.0-3	0-0	0	0-0	0-0	1	1	0	1-1	0	0	0	0	7
10/22/2022	at Maryland	45	40	85	8.0-42	4-27	1	0-0	0-0	0	0	0	3-3	0	0	0	0	24
Northwestern		304	162	466	36.0-152	13-99	8	5-0	5-33	9	23	2	16-16	0	0	0	7	130
Opponents		323	126	449	29.0-102	8-49	9	10-0	8-104	18	50	1	26-26	0	0	0	45	197

Date	Opponent	Punting										Field Goals			Kickoffs				
		no.	yds	avg	long	blkd	tb	fc	50+	i20	md	att	long	blkd	no.	yds	avg	tb	ob
08/27/2022	vs Nebraska	6	245	40.8	49	0	0	4	0	4	1	2	35	0	6	350	58.3	0	0
09/10/2022	Duke	2	90	45.0	52	0	0	0	1	1	1	2	34	0	5	277	55.4	0	0
09/17/2022	Southern Ill.	3	138	46.0	52	0	1	1	1	0	1	1	26	0	4	250	62.5	1	0
09/24/2022	Miami (OH)	7	237	33.9	48	1	0	2	0	3	0	0	0	0	3	195	65.0	3	0
10/01/2022	at Penn St.	7	279	39.9	49	0	0	2	0	2	0	0	0	0	2	114	57.0	0	0
10/08/2022	Wisconsin	4	184	46.0	52	0	0	1	1	1	0	1	0	0	2	121	60.5	0	0
10/22/2022	at Maryland	3	95	31.7	41	0	0	2	0	2	1	1	24	0	5	308	61.6	2	0
Northwestern		32	1268	39.6	52	1	1	12	3	13	4	7	35	0	27	1615	59.8	6	0
Opponents		33	1487	45.1	59	0	3	14	9	14	5	13	45	2	37	2360	63.8	29	0



**2022-23 Northwestern Football
Opponents Game-by-Game
All games**

Page 1/1
as of Oct 26, 2022

Date	Opponent	Rushing				Receiving				Passing				Kick Returns				Punt Returns				tot		
		no.	yds	td	lg	no.	yds	td	lg	cmp	att	int	yds	td	lg	no.	yds	td	lg	no.	yds	td	lg	off
08/27/2022	vs Nebraska	31	110	3	46	25	355	1	58	25	42	2	355	1	58	3	62	0	25	0	0	0	0	465
09/10/2022	Duke	35	221	3	42	13	240	1	81	13	24	1	81	4	74	0	21	1	-11	0	0	0	461	
09/17/2022	Southern Ill.	35	96	1	20	25	261	3	57	25	37	1	261	3	57	3	57	0	22	0	0	0	0	357
09/24/2022	Miami (OH)	44	216	1	66	7	62	1	13	7	19	0	62	1	13	0	0	0	0	1	13	0	7	278
10/01/2022	at Penn St.	58	220	1	19	10	140	1	43	10	20	1	140	1	43	0	0	0	0	1	12	0	12	360
10/08/2022	Wisconsin	38	193	0	33	21	322	6	52	21	30	0	322	6	52	2	24	0	13	2	20	0	13	515
10/22/2022	at Maryland	50	257	3	75	18	166	1	30	18	28	0	166	1	30	3	24	0	16	0	0	0	0	423
Opponents		291	1313	12	75	119	1546	14	81	119	200	5	1546	14	81	15	241	0	25	5	34	0	13	2859
Northwestern		257	889	9	29	171	1835	8	47	171	287	8	1835	8	47	5	85	0	25	4	16	0	6	2724

Opponents Averages

Games	Avg/ rush	Avg/ catch	Pass effc	KR avg	PR avg	All purpose avg/game	Total offense avg/game
7	4.5	13.0	142.5	16.1	6.8	462.6	408.4

Date	Opponent	Tackles			Sacks		Fumble		Pass Defense			blkd	PAT attempts			off		
		ua	a	total	tfl-yds	no-yds	ff	fr-yds	int-yds	qbh	brup	kick	kick	rush	rcv	saf	t/o	pts
08/27/2022	vs Nebraska	43	40	83	2.0-4	0-0	1	1-0	0-0	1	4	0	4-4	0	0	0	7	28
09/10/2022	Duke	58	18	76	7.0-27	2-9	2	2-0	1-0	5	14	0	4-4	0	0	0	3	31
09/17/2022	Southern Ill.	63	6	69	6.0-26	3-22	2	2-0	2-19	2	5	0	4-4	0	0	0	7	31
09/24/2022	Miami (OH)	50	2	52	2.0-4	0-0	2	2-0	0-0	3	8	1	2-2	0	0	0	0	17
10/01/2022	at Penn St.	30	18	48	5.0-16	1-5	1	2-0	1-30	3	10	0	2-2	0	0	0	14	17
10/08/2022	Wisconsin	39	10	49	4.0-11	1-6	1	1-0	2-32	4	8	0	6-6	0	0	0	7	42
10/22/2022	at Maryland	40	32	72	3.0-14	1-7	0	0-0	2-23	0	1	0	4-4	0	0	0	7	31
Opponents		323	126	449	29.0-102	8-49	9	10-0	8-104	18	50	1	26-26	0	0	0	45	197
Northwestern		304	162	466	36.0-152	13-99	8	5-0	5-33	9	23	2	16-16	0	0	0	7	130

Date	Opponent	Punting										Field Goals			Kickoffs				
		no.	yds	avg	long	blkd	tb	fc	50+	i20	md-att	long	blkd	no.	yds	avg	tb	ob	
08/27/2022	vs Nebraska	6	283	47.2	50	0	0	4	1	4	0-1	0	0	4	252	63.0	2	0	
09/10/2022	Duke	4	188	47.0	53	0	1	1	1	0	1-2	18	0	6	387	64.5	5	0	
09/17/2022	Southern Ill.	4	176	44.0	58	0	1	1	2	1	1-3	45	1	6	376	62.7	4	0	
09/24/2022	Miami (OH)	7	323	46.1	59	0	0	2	2	3	1-3	36	1	4	260	65.0	4	0	
10/01/2022	at Penn St.	5	200	40.0	48	0	0	3	0	4	1-1	38	0	4	256	64.0	3	0	
10/08/2022	Wisconsin	3	139	46.3	53	0	1	1	2	2	0-1	0	0	7	433	61.9	6	0	
10/22/2022	at Maryland	4	178	44.5	55	0	0	2	1	0	1-2	20	0	6	396	66.0	5	0	
Opponents		33	1487	45.1	59	0	3	14	9	14	5-13	45	2	37	2360	63.8	29	0	
Northwestern		32	1268	39.6	52	1	1	12	3	13	4-7	35	0	27	1615	59.8	6	0	



2022-23 Northwestern Football
Overall Team Statistics
All games

Page 1/2
as of Oct 26, 2022

Team Statistics

	NU	OPP
Scoring	130	197
Points per game	18.6	28.1
Points Off Turnovers	7	45
First Downs	149	151
Rushing	52	71
Passing	82	66
Penalty	15	14
Rushing Yardage	889	1313
Yards gained rushing	1018	1483
Yards lost rushing	129	170
Rushing attempts	257	291
Average per rush	3.5	4.5
Average per game	127.0	187.6
TDs Rushing	9	12
Passing Yardage	1835	1546
Comp-Att-Int	171-287-8	119-200-5
Average per pass	6.4	7.7
Average per catch	10.7	13.0
Average per game	262.1	220.9
TDs Passing	8	14
Total offense	2724	2859
Total plays	544	491
Average per play	5.0	5.8
Average per game	389.1	408.4
Kick returns: #-Yards	5-85	15-241
Punt returns: #-Yards	4-16	5-34
Int returns: #-Yards	5-33	8-104
Kick return average	17.0	16.1
Punt return average	4.0	6.8
Int return average	6.6	13.0
Fumbles-Lost	13-10	10-5
Penalties-Yards	36-320	41-377
Average per game	45.7	53.9
Punts-Yards	32-1268	33-1487
Average per punt	39.6	45.1
Net punt average	38.2	43.2
Kickoffs-Yards	27-1615	37-2360
Average per kick	59.8	63.8
Net kick average	42.7	40.3
Time of possession / game	28:45	31:15
3rd-down conversion	41/111	45/102
3rd-down pct	37%	44%
4rd-down conversion	13/23	7/8



2022-23 Northwestern Football
Overall Team Statistics
All games

Page 2/2
as of Oct 26, 2022

	NU	OPP
4rd-down pct	57%	88%
Sacks by-Yards	13-99	8-49
Misc Yards	0	0
Touchdowns scored	17	26
Field goals - attempts	4-7	5-13
On-Side kicks	0-0	0-0
Red-zone scores	(18-24) 75%	(21-26) 81%
Red-zone touchdowns	(14-24) 58%	(17-26) 65%
PAT-attempts	(16-16) 100%	(26-26) 100%
2-point conversion-attempts	(0-1) 0%	(0-0) 0%
Attendance	103664	136942
Games / Avg per game	4/25916	2/68471
Neutral site games	-	1/42699

Score by Periods

Team	1st	2nd	3rd	4th	OT	TOT
Northwestern	24	41	20	45	0	130
Opponents	35	73	31	58	0	197



2022-23 Northwestern Football
Overall Defense Statistics
All games

Page 1/1
as of Oct 26, 2022

Team Defense

#	Player	gp	Tackles				Sacks	Pass defense			Fumbles		blkd	
			ua	a	tot	tfl/yds		int-yds	brup	qbh	fr-yds	ff	kick	saf
32	Bryce Gallagher	7	37	33	70	5-11	1.5-6	1-0	1	1	1-0	1	.	.
34	Xander Mueller	7	31	24	55	4-10	.	2-0	1	.	1-0	.	.	.
9	Jeremiah Lewis	7	30	14	44	1.5-2	.	.	4	.	1-0	.	1	.
24	Rod Heard II	7	22	10	32	2.5-9	0.5-4	.	1	.	.	1	.	.
2	Cameron Mitchell	6	22	9	31	2-24	1-22	1-33	4	1	1-0	1	.	.
99	Adetomiwa Adebawore	7	20	5	25	5.5-32	4-29	.	1	1	.	2	.	.
97	Sean McLaughlin	7	11	10	21	3-6	.	.	1	1	.	1	1	.
0	Coco Azema	3	16	4	20	2-11	1-10
57	Greyson Metz	7	14	6	20	1-2	1-0	1	.	.
13	Garnett Hollis Jr.	7	13	7	20	.	.	1-0	2	.	.	1	.	.
46	Devin O'Rourke	7	11	8	19	2-3	1-2	.	1	1
90	Taishan Holmes	6	5	7	12	0.5-1
95	Najee Story	7	8	4	12	2-7	1-6	.	.	1
10	Theran Johnson	6	8	2	10	.	.	.	3
3	Jaheem Joseph	2	7	2	9	.	.	.	1
11	A.J. Hampton, Jr.	2	8	1	9
91	Aidan Hubbard	7	5	3	8	1-3	1-3	.	.	2
18	Garner Wallace	7	7	1	8
41	Jaylen Pate	5	7	.	7	1
8	Ryan Johnson	6	6	.	6	3-23	2-17	.	3
37	Mac Uihlein	7	3	1	4
52	Jordan Butler	4	1	3	4
1	Raymond Niro III	7	3	.	3
4	Wendell Davis	2	.	2	2
36	Declan Carr	4	1	1	2
23	Devin Turner	3	.	2	2
12	Nigel Williams	5	2	.	2
96	Austin Firestone	1	1	1	2	1-8
68	Josh Priebe	7	1	.	1
4	Cam Porter	7	1	.	1
76	Ethan Wiederkehr	7	1	.	1
54	Henrik Barndt	1	.	1	1
20	Trent Carrington	3	1	.	1
94	Jason Gold, Jr.	2	.	1	1
6	Malik Washington	7	1	.	1
Totals		7	304	162	466	36-152	13-99	5-33	23	9	5-0	8	2	0
Opponents		7	323	126	449	29-102	8-49	8-104	50	18	10-0	9	1	0



2022-23 Northwestern Football
Team Game Highs
All games

Page 1/1
as of Oct 26, 2022

Northwestern - Game Highs

RUSHES	47	vs Nebraska (N) (08/27/2022)
YARDS RUSHING	215	at Maryland (10/22/2022)
YARDS PER RUSH	4.7	at Maryland (10/22/2022)
TD RUSHES	2 2 2 2	at Maryland (10/22/2022) Miami (OH) (09/24/2022) Southern Ill. (09/17/2022) vs Nebraska (N) (08/27/2022)
PASS ATTEMPTS	60	Duke (09/10/2022)
PASS COMPLETIONS	36	Duke (09/10/2022)
YARDS PASSING	435	Duke (09/10/2022)
YARDS PER PASS	8.3	vs Nebraska (N) (08/27/2022)
TD PASSES	2 2	vs Nebraska (N) (08/27/2022) Duke (09/10/2022)
TOTAL PLAYS	94	Duke (09/10/2022)
TOTAL OFFENSE	528	vs Nebraska (N) (08/27/2022)
YARDS PER PLAY	6.2	vs Nebraska (N) (08/27/2022)
POINTS	31	vs Nebraska (N) (08/27/2022)
SACKS BY	4	at Maryland (10/22/2022)
FIRST DOWNS	29	Duke (09/10/2022)
PENALTIES	8 8	vs Nebraska (N) (08/27/2022) at Maryland (10/22/2022)
PENALTY YARDS	67	at Maryland (10/22/2022)
TURNOVERS	4	Southern Ill. (09/17/2022)
PUNTS	7 7	at Penn St. (10/01/2022) Miami (OH) (09/24/2022)
PUNTING AVG	46.0 46.0	Wisconsin (10/08/2022) Southern Ill. (09/17/2022)
LONG PUNT	52 52 52	Wisconsin (10/08/2022) Southern Ill. (09/17/2022) Duke (09/10/2022)
PUNTS INSIDE 20	4	vs Nebraska (N) (08/27/2022)
LONG PUNT RETURN	6	at Maryland (10/22/2022)



2022-23 Northwestern Football
Opponent Match Highs
All games

Page 1/1
as of Oct 26, 2022

Opponent - Game Highs

RUSHES	58	at Penn St. (10/01/2022)
YARDS RUSHING	257	at Maryland (10/22/2022)
YARDS PER RUSH	6.3	Duke (09/10/2022)
TD RUSHES	3 3 3	at Maryland (10/22/2022) Duke (09/10/2022) vs Nebraska (N) (08/27/2022)
PASS ATTEMPTS	42	vs Nebraska (N) (08/27/2022)
PASS COMPLETIONS	25 25	vs Nebraska (N) (08/27/2022) Southern Ill. (09/17/2022)
YARDS PASSING	355	vs Nebraska (N) (08/27/2022)
YARDS PER PASS	10.7	Wisconsin (10/08/2022)
TD PASSES	6	Wisconsin (10/08/2022)
TOTAL PLAYS	78 78	at Maryland (10/22/2022) at Penn St. (10/01/2022)
TOTAL OFFENSE	515	Wisconsin (10/08/2022)
YARDS PER PLAY	7.8	Duke (09/10/2022)
POINTS	42	Wisconsin (10/08/2022)
SACKS BY	3	Southern Ill. (09/17/2022)
FIRST DOWNS	26	Wisconsin (10/08/2022)
PENALTIES	8 8	at Maryland (10/22/2022) Miami (OH) (09/24/2022)
PENALTY YARDS	85	Duke (09/10/2022)
TURNOVERS	5	at Penn St. (10/01/2022)
PUNTS	7	Miami (OH) (09/24/2022)
PUNTING AVG	47.2	vs Nebraska (N) (08/27/2022)
LONG PUNT	59	Miami (OH) (09/24/2022)
PUNTS INSIDE 20	4 4	vs Nebraska (N) (08/27/2022) at Penn St. (10/01/2022)
LONG PUNT RETURN	13	Wisconsin (10/08/2022)



2022-23 Northwestern Football
Individual Game Highs
All games

Page 1/1
as of Oct 26, 2022

Northwestern - Individual Game Highs

RUSHES	25	Evan Hull vs Southern Ill. (09/17/2022)
YARDS RUSHING	124	Evan Hull vs Southern Ill. (09/17/2022)
TD RUSHES	1	Brendan Sullivan at Maryland (10/22/2022)
	1	Andrew Clair at Maryland (10/22/2022)
	1	Cam Porter vs Miami (OH) (09/24/2022)
	1	Ryan Hilinski vs Miami (OH) (09/24/2022)
	1	Ryan Hilinski vs Southern Ill. (09/17/2022)
	1	Evan Hull vs Southern Ill. (09/17/2022)
	1	Evan Hull vs Duke (09/10/2022)
	1	Cam Porter vs Nebraska (N) (08/27/2022)
	1	Evan Hull vs Nebraska (N) (08/27/2022)
LONG RUSH	29	Evan Hull at Penn St. (10/01/2022)
PASS ATTEMPTS	60	Ryan Hilinski vs Duke (09/10/2022)
PASS COMPLETIONS	36	Ryan Hilinski vs Duke (09/10/2022)
YARDS PASSING	435	Ryan Hilinski vs Duke (09/10/2022)
TD PASSES	2	Ryan Hilinski vs Duke (09/10/2022)
	2	Ryan Hilinski vs Nebraska (N) (08/27/2022)
LONG PASS	47	Ryan Hilinski at Penn St. (10/01/2022)
RECEPTIONS	14	Evan Hull vs Duke (09/10/2022)
YARDS RECEIVING	213	Evan Hull vs Duke (09/10/2022)
TD RECEPTIONS	1	Evan Hull at Maryland (10/22/2022)
	1	Anthony Tyus III vs Wisconsin (10/08/2022)
	1	Jacob Gill at Penn St. (10/01/2022)
	1	Malik Washington vs Southern Ill. (09/17/2022)
	1	Evan Hull vs Duke (09/10/2022)
	1	Donny Navarro vs Duke (09/10/2022)
	1	Raymond Niro III vs Nebraska (N) (08/27/2022)
	1	Donny Navarro vs Nebraska (N) (08/27/2022)
LONG RECEPTION	47	Jacob Gill at Penn St. (10/01/2022)
PUNTS	6	Luke Akers vs Miami (OH) (09/24/2022)
	6	Luke Akers vs Nebraska (N) (08/27/2022)
PUNTING AVG	46.0	Luke Akers vs Wisconsin (10/08/2022)
	46.0	Luke Akers vs Southern Ill. (09/17/2022)
LONG PUNT	52	Luke Akers vs Wisconsin (10/08/2022)
	52	Luke Akers vs Southern Ill. (09/17/2022)
	52	Luke Akers vs Duke (09/10/2022)
PUNTS INSIDE 20	4	Luke Akers vs Nebraska (N) (08/27/2022)
LONG PUNT RETURN	6	Donny Navarro at Maryland (10/22/2022)
LONG KICKOFF RETURN	25	Evan Hull vs Southern Ill. (09/17/2022)
TACKLES	16	Bryce Gallagher at Maryland (10/22/2022)
SACKS	2	Adetomiwa Adebawore at Maryland (10/22/2022)
TACKLES FOR LOSS	2.5	Bryce Gallagher at Maryland (10/22/2022)



2022-23 Northwestern Football
Opponent Individual Match Highs
All games

Page 1/1
as of Oct 26, 2022

Opponent - Individual Game Highs

RUSHES	24	Roman Hemby at Maryland (10/22/2022)
YARDS RUSHING	179	Roman Hemby at Maryland (10/22/2022)
TD RUSHES	3	Roman Hemby at Maryland (10/22/2022)
LONG RUSH	75	Roman Hemby at Maryland (10/22/2022)
PASS ATTEMPTS	42	Casey Thompson vs Nebraska (N) (08/27/2022)
PASS COMPLETIONS	25	Casey Thompson vs Nebraska (N) (08/27/2022)
YARDS PASSING	355	Casey Thompson vs Nebraska (N) (08/27/2022)
TD PASSES	5	Graham Mertz vs Wisconsin (10/08/2022)
LONG PASS	81	Riley Leonard vs Duke (09/10/2022)
RECEPTIONS	10	Chimere Dike vs Wisconsin (10/08/2022)
YARDS RECEIVING	185	Chimere Dike vs Wisconsin (10/08/2022)
TD RECEPTIONS	3	Chimere Dike vs Wisconsin (10/08/2022)
LONG RECEPTION	81	Eli Pancol vs Duke (09/10/2022)
FIELD GOALS	1 1 1 1 1	Chad Ryland at Maryland (10/22/2022) Jake Pinegar at Penn St. (10/01/2022) Graham Nicholson vs Miami (OH) (09/24/2022) Jake Baumgarte vs Southern Ill. (09/17/2022) Charlie Ham vs Duke (09/10/2022)
LONG FIELD GOALS	45	Jake Baumgarte vs Southern Ill. (09/17/2022)
PUNTS	7	Dom Dzioban vs Miami (OH) (09/24/2022)
PUNTING AVG	47.2	Brian Buschini vs Nebraska (N) (08/27/2022)
LONG PUNT	59	Dom Dzioban vs Miami (OH) (09/24/2022)
PUNTS INSIDE 20	4 4	Barney Amor at Penn St. (10/01/2022) Brian Buschini vs Nebraska (N) (08/27/2022)
LONG PUNT RETURN	13	Dean Engram vs Wisconsin (10/08/2022)
LONG KICKOFF RETURN	25	Trey Palmer vs Nebraska (N) (08/27/2022)
TACKLES	15	Luke Reimer vs Nebraska (N) (08/27/2022)
SACKS	1 1 1 1 1 1 1 1 1	Durell Nchami at Maryland (10/22/2022) Nick Herbig vs Wisconsin (10/08/2022) Nick Tarburton at Penn St. (10/01/2022) Dewey Greene vs Southern Ill. (09/17/2022) PJ Jules vs Southern Ill. (09/17/2022) Dune Smith vs Southern Ill. (09/17/2022) DeWayne Carter vs Duke (09/10/2022) Ja'Mion Franklin vs Duke (09/10/2022)
TACKLES FOR LOSS	2	Shaka Heyward vs Duke (09/10/2022)
INTERCEPTIONS	2	Kamo'i Latu vs Wisconsin (10/08/2022)



2022-23 Northwestern Football Individual Statistics All games

Page 1/3
as of Oct 26, 2022

Rushing

Player	gp	att	gain	loss	net	avg	td	lg	avg/g
Evan Hull	7	125	565	18	547	4.4	3	29	78.1
Cam Porter	7	60	222	25	197	3.3	2	27	28.1
Brendan Sullivan	2	23	104	18	86	3.7	1	15	43.0
Andrew Clair	6	10	46	0	46	4.6	1	9	7.7
Anthony Tyus III	6	9	33	0	33	3.7	0	8	5.5
Malik Washington	7	2	4	0	4	2.0	0	4	0.6
Bryce Kirtz	7	1	3	0	3	3.0	0	3	0.4
Ryan Hilinski	6	20	41	45	-4	-0.2	2	22	-0.7
Team	7	7	0	23	-23	-3.3	0	0	-3.3
Total	7	257	1018	129	889	3.5	9	29	127.0
Opponents	7	291	1483	170	1313	4.5	12	75	187.6

Passing

Player	gp	effic	comp-att-int	pct	yds	td	lg	avg/g
Ryan Hilinski	6	115.2	141-244-6	57.8	1576	6	47	262.7
Brendan Sullivan	2	129.7	29-41-2	70.7	257	2	46	128.5
Carl Richardson	1	58.4	1-2-0	50.0	2	0	2	2.0
Total	7	116.9	171-287-8	59.6	1835	8	47	262.1
Opponents	7	142.5	119-200-5	59.5	1546	14	81	220.9

Receiving

Player	gp	no.	yds	avg	td	lg	avg/g
Malik Washington	7	40	448	11.2	1	46	64.0
Evan Hull	7	40	436	10.9	2	45	62.3
Donny Navarro	7	28	224	8.0	2	22	32.0
Bryce Kirtz	7	13	165	12.7	0	41	23.6
Thomas Gordon	7	12	162	13.5	0	26	23.1
Marshall Lang	7	12	121	10.1	0	23	17.3
Genson Hooper Price	6	6	69	11.5	0	25	11.5
Jacob Gill	7	6	79	13.2	1	47	11.3
Andrew Clair	6	4	19	4.8	0	9	3.2
Anthony Tyus III	6	4	37	9.3	1	34	6.2
Raymond Niro III	7	3	52	17.3	1	41	7.4
Cam Porter	7	3	23	7.7	0	15	3.3
Total	7	171	1835	10.7	8	47	262.1
Opponents	7	119	1546	13.0	14	81	220.9

Punt Returns

Player	no.	yds	avg	td	lg
Donny Navarro	4	16	4.0	0	6
Total	4	16	4.0	0	6
Opponents	5	34	6.8	0	13

Interceptions

Player	no.	yds	avg	td	lg
Xander Mueller	2	0	0.0	0	0
Cameron Mitchell	1	33	33.0	0	33
Bryce Gallagher	1	0	0.0	0	0
Garnett Hollis Jr.	1	0	0.0	0	0
Total	5	33	6.6	0	33
Opponents	8	104	13.0	0	32

Kick Returns

Player	no.	yds	avg	td	lg
Evan Hull	4	85	21.3	0	25
Marshall Lang	1	0	0.0	0	0
Total	5	85	17.0	0	25
Opponents	15	241	16.1	0	25

Fumble Returns

Player	no.	yds	avg	td	lg
Jeremiah Lewis	1	0	0.0	0	0
Cameron Mitchell	1	0	0.0	0	0
Bryce Gallagher	1	0	0.0	0	0
Xander Mueller	1	0	0.0	0	0
Greyson Metz	1	0	0.0	0	0
Total	5	0	0.0	0	0
Opponents	10	0	0.0	0	0



2022-23 Northwestern Football
Individual Statistics
All games

Page 2/3
as of Oct 26, 2022

Scoring

Player	td	fg	PAT						pts
			kick	rush	rcv	pass	dxp	saf	
Evan Hull	5	-	-	-	-	-	-	-	30
Adam Stage	-	4-6	15-15	-	-	-	-	-	27
Ryan Hilinski	2	-	-	-	-	-	-	-	12
Donny Navarro	2	-	-	-	-	-	-	-	12
Cam Porter	2	-	-	-	-	-	-	-	12
Andrew Clair	1	-	-	-	-	-	-	-	6
Raymond Niro III	1	-	-	-	-	-	-	-	6
Malik Washington	1	-	-	-	-	-	-	-	6
Brendan Sullivan	1	-	-	-	-	-	-	-	6
Jacob Gill	1	-	-	-	-	-	-	-	6
Anthony Tyus III	1	-	-	-	-	-	-	-	6
Jack Olsen	-	0-1	1-1	-	-	-	-	-	1
Total	17	4-7	16-16	0	0	0	0	0	130
Opponents	26	5-13	26-26	0	0	0	0	0	197

Field Goals

Player	fg	pct.	01-19	20-29	30-39	40-49	50-99	lg	blk
Adam Stage	4-6	66.7	0-0	2-2	2-4	0-0	0-0	35	0
Jack Olsen	0-1	0.0	0-0	0-1	0-0	0-0	0-0	0	0
Opponents	5-13	38.5	1-1	1-1	2-6	1-4	0-1	45	2

FG Sequence

Team Name	Northwestern	Opponents
Nebraska	(35),36	56
Duke	38,(34)	38,(18)
Southern Ill.	(26)	42,32,(45)
Wisconsin	21	35
Maryland	(24)	(20),46
Miami (OH)		38,43,(36)
Penn St.		(38)

Numbers in (parentheses) indicate field goal was made

Total Offense

Player	g	plays	rush	pass	total	avg/g
Ryan Hilinski	6	264	-4	1576	1572	262.0
Evan Hull	7	125	547	0	547	78.1
Brendan Sullivan	2	64	86	257	343	171.5
Cam Porter	7	60	197	0	197	28.1
Andrew Clair	6	10	46	0	46	7.7
Anthony Tyus III	6	9	33	0	33	5.5
Malik Washington	7	2	4	0	4	0.6
Bryce Kirtz	7	1	3	0	3	0.4
Carl Richardson	1	2	0	2	2	2.0
Team	7	0	-23	0	-23	-3.3
Total	7	544	889	1835	2724	389.1
Opponents	7	491	1313	1546	2859	408.4

Punting

Player	no.	yds	avg	lg	tb	fc	i20	50+	blk
Luke Akers	26	1063	40.9	52	1	11	13	3	0
Hunter Renner	5	205	41.0	49	0	1	0	0	0
Team	1	0	0.0	0	0	0	0	0	1
Total	32	1268	39.6	52	1	12	13	3	1
Opponents	33	1487	45.1	59	3	14	14	9	0

Kickoffs

Player	no.	yds	avg	tb	ob	retn	net	ydl
Adam Stage	27	1615	59.8	6	0			
Total	27	1615	59.8	6	0	15	42.7	22
Opponents	37	2360	63.8	29	0	5	40.3	24



2022-23 Northwestern Football
Individual Statistics
All games

Page 3/3
as of Oct 26, 2022

All Purpose

Player	g	rush	rcv	pr	kr	ir	total	avg/g
Evan Hull	7	547	436	0	85	0	1068	152.6
Malik Washington	7	4	448	0	0	0	452	64.6
Donny Navarro	7	0	224	16	0	0	240	34.3
Cam Porter	7	197	23	0	0	0	220	31.4
Bryce Kirtz	7	3	165	0	0	0	168	24.0
Thomas Gordon	7	0	162	0	0	0	162	23.1
Marshall Lang	7	0	121	0	0	0	121	17.3
Brendan Sullivan	2	86	0	0	0	0	86	43.0
Jacob Gill	7	0	79	0	0	0	79	11.3
Anthony Tyus III	6	33	37	0	0	0	70	11.7
Genson Hooper Price	6	0	69	0	0	0	69	11.5
Andrew Clair	6	46	19	0	0	0	65	10.8
Raymond Niro III	7	0	52	0	0	0	52	7.4
Cameron Mitchell	6	0	0	0	0	33	33	5.5
Ryan Hilinski	6	-4	0	0	0	0	-4	-0.7
Team	7	-23	0	0	0	0	-23	-3.3
Total	7	889	1835	16	85	33	2858	408.3
Opponents	7	1313	1546	34	241	104	3238	462.6



2022-23 Northwestern Football Combined Team Statistics All games

Page 1/3
as of Oct 26, 2022

Team Results

	Date	Opponent		Score	Att.
*	08/27/2022	vs Nebraska	W	31-28	42699
	09/10/2022	Duke	L	23-31	24622
	09/17/2022	Southern Ill.	L	24-31	23146
	09/24/2022	Miami (OH)	L	14-17	23773
*	10/01/2022	at Penn St.	L	7-17	105524
*	10/08/2022	Wisconsin	L	7-42	32123
*	10/22/2022	at Maryland	L	24-31	31418

Rushing

Player	gp	att	gain	loss	net	avg	td	lg	avg/g
Evan Hull	7	125	565	18	547	4.4	3	29	78.1
Cam Porter	7	60	222	25	197	3.3	2	27	28.1
Brendan Sullivan	2	23	104	18	86	3.7	1	15	43.0
Andrew Clair	6	10	46	0	46	4.6	1	9	7.7
Anthony Tyus III	6	9	33	0	33	3.7	0	8	5.5
Malik Washington	7	2	4	0	4	2.0	0	4	0.6
Bryce Kirtz	7	1	3	0	3	3.0	0	3	0.4
Ryan Hilinski	6	20	41	45	-4	-0.2	2	22	-0.7
Team	7	7	0	23	-23	-3.3	0	0	-3.3
Total	7	257	1018	129	889	3.5	9	29	127.0
Opponents	7	291	1483	170	1313	4.5	12	75	187.6

Passing

Player	gp	effic	comp-att-int	pct	yds	td	lg	avg/g
Ryan Hilinski	6	115.2	141-244-6	57.8	1576	6	47	262.7
Brendan Sullivan	2	129.7	29-41-2	70.7	257	2	46	128.5
Carl Richardson	1	58.4	1-2-0	50.0	2	0	2	2.0
Total	7	116.9	171-287-8	59.6	1835	8	47	262.1
Opponents	7	142.5	119-200-5	59.5	1546	14	81	220.9

Receiving

Player	gp	no.	yds	avg	td	lg	avg/g
Malik Washington	7	40	448	11.2	1	46	64.0
Evan Hull	7	40	436	10.9	2	45	62.3
Donny Navarro	7	28	224	8.0	2	22	32.0
Bryce Kirtz	7	13	165	12.7	0	41	23.6
Thomas Gordon	7	12	162	13.5	0	26	23.1
Marshall Lang	7	12	121	10.1	0	23	17.3
Genson Hooper Price	6	6	69	11.5	0	25	11.5
Jacob Gill	7	6	79	13.2	1	47	11.3
Andrew Clair	6	4	19	4.8	0	9	3.2
Anthony Tyus III	6	4	37	9.3	1	34	6.2
Raymond Niro III	7	3	52	17.3	1	41	7.4
Cam Porter	7	3	23	7.7	0	15	3.3
Total	7	171	1835	10.7	8	47	262.1
Opponents	7	119	1546	13.0	14	81	220.9

Game Records

Record	Overall	Home	Away	Neutral
ALL GAMES	1-6	0-4	0-2	1-0
CONFERENCE	1-3	0-1	0-2	1-0
NON-CONFERENCE	0-3	0-3	0-0	0-0

Team Statistics

	NU	OPP
First Downs	149	151
Rushing	52	71
Passing	82	66
Penalty	15	14
Rushing Yardage	889	1313
Rushing attempts	257	291
Average per rush	3.5	4.5
Average per game	127.0	187.6
TDs Rushing	9	12
Passing Yardage	1835	1546
Comp-Att-Int	171-287-8	119-200-5
Average per pass	6.4	7.7
Average per catch	10.7	13.0
Average per game	262.1	220.9
TDs Passing	8	14
Total offense	2724	2859
Average per play	5.0	5.8
Average per game	389.1	408.4
Kick returns: #-Yards	5-85	15-241
Punt returns: #-Yards	4-16	5-34
Int returns: #-Yards	5-33	8-104
Fumbles-Lost	13-10	10-5
Penalties-Yards	36-320	41-377
Punts-Avg	32-39.6	33-45.1
Time of possession / game	28:45	31:15
3rd-down conversion	41/111	45/102
4rd-down conversion	13/23	7/8
PAT-attempts	(16-16) 100%	(26-26) 100%
2-point conversion-attempts	(0-1) 0%	(0-0) 0%

Interceptions

Player	no.	yds	avg	td	lg
Xander Mueller	2	0	0.0	0	0
Cameron Mitchell	1	33	33.0	0	33
Bryce Gallagher	1	0	0.0	0	0
Garnett Hollis Jr.	1	0	0.0	0	0
Total	5	33	6.6	0	33
Opponents	8	104	13.0	0	32



2022-23 Northwestern Football Combined Team Statistics All games

Page 2/3
as of Oct 26, 2022

Field Goals

Player	fg	pct.	01-19	20-29	30-39	40-49	50-99	lg	blk
Adam Stage	4-6	66.7	0-0	2-2	2-4	0-0	0-0	35	0
Jack Olsen	0-1	0.0	0-0	0-1	0-0	0-0	0-0	0	0
Opponents	5-13	38.5	1-1	1-1	2-6	1-4	0-1	45	2

Scoring

Player	td	fg	PAT						pts
			kick	rush	rcv	pass	dxp	saf	
Evan Hull	5	-	-	-	-	-	-	-	30
Adam Stage	-	4-6	15-15	-	-	-	-	-	27
Ryan Hilinski	2	-	-	-	-	-	-	-	12
Donny Navarro	2	-	-	-	-	-	-	-	12
Cam Porter	2	-	-	-	-	-	-	-	12
Andrew Clair	1	-	-	-	-	-	-	-	6
Raymond Niro III	1	-	-	-	-	-	-	-	6
Malik Washington	1	-	-	-	-	-	-	-	6
Brendan Sullivan	1	-	-	-	-	-	-	-	6
Jacob Gill	1	-	-	-	-	-	-	-	6
Anthony Tyus III	1	-	-	-	-	-	-	-	6
Jack Olsen	-	0-1	1-1	-	-	-	-	-	1
Total	17	4-7	16-16	0	0	0	0	0	130
Opponents	26	5-13	26-26	0	0	0	0	0	197

Score by Periods

Team	1st	2nd	3rd	4th	OT	TOT
Northwestern	24	41	20	45	0	130
Opponents	35	73	31	58	0	197

Punting

Player	no.	yds	avg	lg	tb	fc	i20	50+	blk
Luke Akers	26	1063	40.9	52	1	11	13	3	0
Hunter Renner	5	205	41.0	49	0	1	0	0	0
Team	1	0	0.0	0	0	0	0	0	1
Total	32	1268	39.6	52	1	12	13	3	1
Opponents	33	1487	45.1	59	3	14	14	9	0

Punt Returns

Player	no.	yds	avg	td	lg
Donny Navarro	4	16	4.0	0	6
Total	4	16	4.0	0	6
Opponents	5	34	6.8	0	13

Kick Returns

Player	no.	yds	avg	td	lg
Evan Hull	4	85	21.3	0	25
Marshall Lang	1	0	0.0	0	0
Total	5	85	17.0	0	25
Opponents	15	241	16.1	0	25

All Purpose

Player	g	rush	rcv	pr	kr	ir	total	avg/g
Evan Hull	7	547	436	0	85	0	1068	152.6
Malik Washington	7	4	448	0	0	0	452	64.6
Donny Navarro	7	0	224	16	0	0	240	34.3
Cam Porter	7	197	23	0	0	0	220	31.4
Bryce Kirtz	7	3	165	0	0	0	168	24.0
Thomas Gordon	7	0	162	0	0	0	162	23.1
Marshall Lang	7	0	121	0	0	0	121	17.3
Brendan Sullivan	2	86	0	0	0	0	86	43.0
Jacob Gill	7	0	79	0	0	0	79	11.3
Anthony Tyus III	6	33	37	0	0	0	70	11.7
Genson Hooper Price	6	0	69	0	0	0	69	11.5
Andrew Clair	6	46	19	0	0	0	65	10.8
Raymond Niro III	7	0	52	0	0	0	52	7.4
Cameron Mitchell	6	0	0	0	33	33	5.5	
Ryan Hilinski	6	-4	0	0	0	0	-4	-0.7
Total	7	889	1835	16	85	33	2858	408.3
Opponents	7	1313	1546	34	241	104	3238	462.6

Total Offense

Player	g	plays	rush	pass	total	avg/g
Ryan Hilinski	6	264	-4	1576	1572	262.0
Evan Hull	7	125	547	0	547	78.1
Brendan Sullivan	2	64	86	257	343	171.5
Cam Porter	7	60	197	0	197	28.1
Andrew Clair	6	10	46	0	46	7.7
Anthony Tyus III	6	9	33	0	33	5.5
Malik Washington	7	2	4	0	4	0.6
Bryce Kirtz	7	1	3	0	3	0.4
Carl Richardson	1	2	0	2	2	2.0
Total	7	544	889	1835	2724	389.1
Opponents	7	491	1313	1546	2859	408.4

Team Defense

#	Player	gp	Tackles			tfl/yds	Sacks	Pass defense		Fumbles		blkd	
			ua	a	tot			int-yds	brup qbh	fr-yds	ff	kick	saf
32	Bryce Gallagher	7	37	33	70	5-11	1.5-6	1-0	1 1	1-0	1	.	.
34	Xander Mueller	7	31	24	55	4-10	.	2-0	1 .	1-0	.	.	.
9	Jeremiah Lewis	7	30	14	44	1.5-2	.	.	4 .	1-0	.	1	.



**2022-23 Northwestern Football
Combined Team Statistics
All games**

Page 3/3
as of Oct 26, 2022

##	Player	gp	Tackles				Sacks	Pass defense			Fumbles		blkd	
			ua	a	tot	tfl/yds		int-yds	brup	qbh	fr-yds	ff	kick	saf
24	Rod Heard II	7	22	10	32	2.5-9	0.5-4	.	1	.	.	1	.	.
2	Cameron Mitchell	6	22	9	31	2-24	1-22	1-33	4	1	1-0	1	.	.
99	Adetomiwa Adebawore	7	20	5	25	5.5-32	4-29	.	1	1	.	2	.	.
97	Sean McLaughlin	7	11	10	21	3-6	.	.	1	1	.	1	1	.
57	Greyson Metz	7	14	6	20	1-2	1-0	1	.	.
0	Coco Azema	3	16	4	20	2-11	1-10
13	Garnett Hollis Jr.	7	13	7	20	.	.	1-0	2	.	.	1	.	.
46	Devin O'Rourke	7	11	8	19	2-3	1-2	.	1	1
95	Najee Story	7	8	4	12	2-7	1-6	.	.	1
90	Taishan Holmes	6	5	7	12	0.5-1
10	Theran Johnson	6	8	2	10	.	.	.	3
3	Jaheem Joseph	2	7	2	9	.	.	.	1
11	A.J. Hampton, Jr.	2	8	1	9
18	Garner Wallace	7	7	1	8
91	Aidan Hubbard	7	5	3	8	1-3	1-3	.	.	2
41	Jaylen Pate	5	7	.	7	1
8	Ryan Johnson	6	6	.	6	3-23	2-17	.	3
52	Jordan Butler	4	1	3	4
37	Mac Uihlein	7	3	1	4
1	Raymond Niro III	7	3	.	3
23	Devin Turner	3	.	2	2
4	Wendell Davis	2	.	2	2
36	Declan Carr	4	1	1	2
12	Nigel Williams	5	2	.	2
96	Austin Firestone	1	1	1	2	1-8
4	Cam Porter	7	1	.	1
68	Josh Priebe	7	1	.	1
94	Jason Gold, Jr.	2	.	1	1
6	Malik Washington	7	1	.	1
76	Ethan Wiederkehr	7	1	.	1
20	Trent Carrington	3	1	.	1
54	Henrik Barndt	1	.	1	1
Totals		7	304	162	466	36-152	13-99	5-33	23	9	5-0	8	2	0
Opponents		7	323	126	449	29-102	8-49	8-104	50	18	10-0	9	1	0



2022-23 Northwestern Football
Total Tackles Game-by-Game
All games

Page 1/1
as of Oct 26, 2022

Total Tackles

Player	S-A	Total	Nebr	DU	SIU	Miami	PSU	Wisc	MD
Bryce Gallagher	37-33	70	9-1	0-3	5-7	9-4	6-6	1-3	7-9
Xander Mueller	31-24	55	2-3	4-3	5-2	5-0	8-6	4-3	3-7
Jeremiah Lewis	30-14	44	4-2	5-2	6-2	3-1	4-3	5-1	3-3
Rod Heard II	22-10	32	1-0	4-1	1-0	1-0	5-2	4-3	6-4
Cameron Mitchell	22-9	31	2-4	1-1	DNP	3-0	9-2	3-0	4-2
Adetomiwa Adebawore	20-5	25	4-0	5-2	3-0	2-1	2-2	1-0	3-0
Sean McLaughlin	11-10	21	1-1	1-0	3-2	0-1	1-2	1-0	4-4
Coco Azema	16-4	20	6-2	1-1	DNP	9-1	DNP	DNP	DNP
Greyson Metz	14-6	20	3-1	-	2-0	0-1	1-2	6-1	2-1
Garnett Hollis Jr.	13-7	20	2-0	4-1	1-1	0-1	1-0	5-4	-
Devin O'Rourke	11-8	19	1-0	0-2	1-0	3-1	2-2	2-0	2-3
Najee Story	8-4	12	1-0	0-1	3-1	1-1	-	1-1	2-0
Taishan Holmes	5-7	12	2-1	0-2	0-1	-	2-2	1-1	DNP
Theran Johnson	8-2	10	DNP	-	4-0	1-0	1-1	2-1	-
A.J. Hampton, Jr.	8-1	9	3-0	DNP	DNP	DNP	DNP	DNP	5-1
Jaheem Joseph	7-2	9	-	7-2	DNP	DNP	DNP	DNP	DNP
Garner Wallace	7-1	8	-	-	3-1	-	-	4-0	-
Aidan Hubbard	5-3	8	-	1-1	1-1	2-0	-	-	1-1
Jaylen Pate	7-0	7	DNP	DNP	1-0	1-0	3-0	2-0	-
Ryan Johnson	6-0	6	1-0	-	1-0	1-0	2-0	1-0	DNP
Mac Uihlein	3-1	4	1-0	-	-	1-0	-	1-1	-
Jordan Butler	1-3	4	DNP	DNP	DNP	-	0-2	0-1	1-0
Raymond Niro III	3-0	3	-	-	2-0	-	-	1-0	-
Nigel Williams	2-0	2	DNP	1-0	1-0	-	-	-	DNP
Declan Carr	1-1	2	DNP	DNP	-	-	DNP	1-0	0-1
Austin Firestone	1-1	2	DNP	DNP	DNP	DNP	DNP	DNP	1-1
Wendell Davis	0-2	2	DNP	DNP	DNP	DNP	0-1	DNP	0-1
Devin Turner	0-2	2	DNP	DNP	DNP	DNP	-	-	0-2
Josh Priebe	1-0	1	-	-	1-0	-	-	-	-
Ethan Wiederkehr	1-0	1	-	-	-	-	-	1-0	-
Trent Carrington	1-0	1	DNP	1-0	-	-	DNP	DNP	DNP
Cam Porter	1-0	1	-	-	-	-	-	1-0	-
Malik Washington	1-0	1	-	-	-	-	-	-	1-0
Henrik Barndt	0-1	1	0-1	DNP	DNP	DNP	DNP	DNP	DNP
Jason Gold, Jr.	0-1	1	DNP	DNP	DNP	DNP	0-1	-	DNP



2022-23 Northwestern Football
Rushing/Receiving Game-by-Game
All games

Page 1/1
as of Oct 26, 2022

Rushing

Player	No-Yds/TD	Nebr	DU	SIU	Miami	PSU	Wisc	MD
Evan Hull	125-547/3	22-119/1	17-65/1	25-124/1	21-62/0	11-45/0	9-13/0	20-119/0
Cam Porter	60-197/2	19-94/1	11-13/0	11-40/0	7-42/1	7--5/0	1-2/0	4-11/0
Brendan Sullivan	23-86/1	DNP	DNP	DNP	DNP	DNP	10-33/0	13-53/1
Ryan Hilinski	20--4/2	2-3/0	4--5/0	6-4/1	1-1/1	6--10/0	1-3/0	DNP
Andrew Clair	10-46/1	1-6/0	2-3/0	-	-	DNP	2-10/0	5-27/1
Anthony Tyus III	9-33/0	-	DNP	1-5/0	1-4/0	2-6/0	4-18/0	1-0/0
Malik Washington	2-4/0	-	-	-	-	1-0/0	-	1-4/0
Bryce Kirtz	1-3/0	-	-	-	-	-	-	1-3/0

Receiving

Player	No-Yds/TD	Nebr	DU	SIU	Miami	PSU	Wisc	MD
Malik Washington	40-448/1	8-97/0	7-51/0	4-76/1	8-81/0	4-42/0	3-29/0	6-72/0
Evan Hull	40-436/2	5-55/0	14-213/1	8-33/0	2-10/0	3-32/0	4-62/0	4-31/1
Donny Navarro	28-224/2	4-29/1	4-30/1	3-16/0	5-32/0	4-55/0	4-44/0	4-18/0
Bryce Kirtz	13-165/0	4-12/0	2-28/0	2-15/0	3-44/0	-	2-66/0	-
Thomas Gordon	12-162/0	2-39/0	5-78/0	2-18/0	2-11/0	-	1-16/0	-
Marshall Lang	12-121/0	-	-	3-25/0	3-39/0	3-34/0	1-6/0	2-17/0
Jacob Gill	6-79/1	1-2/0	1-4/0	1-6/0	1-15/0	1-47/1	1-5/0	-
Genson Hooper Price	6-69/0	DNP	1-25/0	1-8/0	2-25/0	-	1-6/0	1-5/0
Anthony Tyus III	4-37/1	1-34/0	DNP	-	-	-	2-3/1	1-0/0
Andrew Clair	4-19/0	-	2-6/0	2-13/0	-	DNP	-	-
Raymond Niro III	3-52/1	1-41/1	-	-	-	-	2-11/0	-
Cam Porter	3-23/0	1-5/0	-	1-3/0	-	-	1-15/0	-



2022-23 Northwestern Football
Passing Game-by-Game
All games

Page 1/1
as of Oct 26, 2022

#3 Ryan Hilinski	Comp	Att	Int	Pct	Yards	TD	Long	Sacked	Effic.
Nebraska	27	38	0	71.1	314	2	41	0-0	157.8
Duke	36	60	1	60.0	435	2	39	2-9	128.6
Southern Ill.	27	43	2	62.8	213	1	32	3-22	102.8
Miami (OH)	26	44	0	59.1	257	0	29	0-0	108.2
Penn St.	15	37	1	40.5	210	1	47	1-5	91.7
Wisconsin	10	22	2	45.5	147	0	45	0-0	83.4
Totals	141	244	6	57.8	1576	6	47	6-36	115.2

#9 Carl Richardson	Comp	Att	Int	Pct	Yards	TD	Long	Sacked	Effic.
Wisconsin	1	2	0	50.0	2	0	2	0-0	58.4
Totals	1	2	0	50.0	2	0	2	0-0	58.4

#10 Brendan Sullivan	Comp	Att	Int	Pct	Yards	TD	Long	Sacked	Effic.
Wisconsin	11	17	0	64.7	114	1	41	1-6	140.4
Maryland	18	24	2	75.0	143	1	46	1-7	122.1
Totals	29	41	2	70.7	257	2	46	2-13	129.7



**2022-23 Northwestern Football
Red-Zone Results
All games**

Page 1/1
as of Oct 26, 2022

Northwestern Inside Opponent Red-Zone

Date	Opponent	Score	Times		Total		Rush	Pass	FGs	Failed to score inside RZ						
			In RZ	Scored	Pts	TDs	TDs	TDs	Made	FGA	Down	Int	Fumb	Half	Game	
08/27/2022	vs Nebraska	W 31-28	5	4	24	3	2	1	1	2	0	0	0	0	0	
09/10/2022	Duke	L 23-31	5	3	17	2	1	1	1	2	0	0	1	0	0	
09/17/2022	Southern Ill.	L 24-31	4	4	24	3	2	1	1	1	0	0	0	0	0	
09/24/2022	Miami (OH)	L 14-17	2	2	14	2	2	0	0	0	0	0	0	0	0	
10/01/2022	at Penn St.	L 7-17	1	0	0	0	0	0	0	0	1	0	0	0	0	
10/08/2022	Wisconsin	L 7-42	3	1	7	1	0	1	0	1	0	1	0	0	0	
10/22/2022	at Maryland	L 24-31	4	4	24	3	2	1	1	1	0	0	0	0	0	
Totals 18 of 24 (75.0%)			24	18	110	14	9	5	4	7	1	1	1	0	0	

Opponents Inside Northwestern Red-Zone

Date	Opponent	Score	Times		Total		Rush	Pass	FGs	Failed to score inside RZ						
			In RZ	Scored	Pts	TDs	TDs	TDs	Made	FGA	Down	Int	Fumb	Half	Game	
08/27/2022	Nebraska	W 31-28	2	2	14	2	2	0	0	0	0	0	0	0	0	
09/10/2022	Duke	L 23-31	5	4	24	3	2	1	1	1	0	1	0	0	0	
09/17/2022	Southern Ill.	L 24-31	4	3	21	3	1	2	0	1	0	0	0	0	0	
09/24/2022	Miami (OH)	L 14-17	4	3	17	2	1	1	1	2	0	0	0	0	0	
10/01/2022	Penn St.	L 7-17	3	3	17	2	1	1	1	1	0	0	0	0	0	
10/08/2022	Wisconsin	L 7-42	4	3	21	3	0	3	0	1	0	0	0	0	0	
10/22/2022	Maryland	L 24-31	4	3	17	2	2	0	1	2	0	0	0	0	0	
Totals 21 of 26 (80.8%)			26	21	131	17	9	8	4	8	0	1	0	0	0	



2022-23 Northwestern Football
Tackles Breakdown
All games

Page 1/2
as of Oct 26, 2022

All Tackles

Player	Total	Rush	Pass	Sack	KO	Punt	Int	Fumb	FF	Other
Bryce Gallagher	70	0	0	5	0	0	0	0	0	65
Xander Mueller	55	0	0	4	0	0	0	0	0	51
Jeremiah Lewis	44	0	0	1.5	0	0	0	0	0	42.5
Rod Heard II	32	0	0	2.5	0	0	0	0	0	29.5
Cameron Mitchell	31	0	0	2	0	0	0	0	0	29
Adetomiwa Adebawore	25	0	0	5.5	0	0	0	0	0	19.5
Sean McLaughlin	21	0	0	3	0	0	0	0	0	18
Greyson Metz	20	0	0	1	0	0	0	0	0	19
Coco Azema	20	0	0	2	0	0	0	0	0	18
Garnett Hollis Jr.	20	0	0	0	0	0	0	0	0	20
Devin O'Rourke	19	0	0	2	0	0	0	0	0	17
Najee Story	12	0	0	2	0	0	0	0	0	10
Taishan Holmes	12	0	0	0.5	0	0	0	0	0	11.5
Theran Johnson	10	0	0	0	0	0	0	0	0	10
Jaheem Joseph	9	0	0	0	0	0	0	0	0	9
A.J. Hampton, Jr.	9	0	0	0	0	0	0	0	0	9
Garner Wallace	8	0	0	0	0	0	0	0	0	8
Aidan Hubbard	8	0	0	1	0	0	0	0	0	7
Jaylen Pate	7	0	0	0	0	0	0	0	0	7
Ryan Johnson	6	0	0	3	0	0	0	0	0	3
Jordan Butler	4	0	0	0	0	0	0	0	0	4
Mac Uihlein	4	0	0	0	0	0	0	0	0	4
Raymond Niro III	3	0	0	0	0	0	0	0	0	3
Devin Turner	2	0	0	0	0	0	0	0	0	2
Wendell Davis	2	0	0	0	0	0	0	0	0	2
Declan Carr	2	0	0	0	0	0	0	0	0	2
Nigel Williams	2	0	0	0	0	0	0	0	0	2
Austin Firestone	2	0	0	1	0	0	0	0	0	1
Cam Porter	1	0	0	0	0	0	0	0	0	1
Josh Priebe	1	0	0	0	0	0	0	0	0	1
Jason Gold, Jr.	1	0	0	0	0	0	0	0	0	1
Malik Washington	1	0	0	0	0	0	0	0	0	1
Ethan Wiederkehr	1	0	0	0	0	0	0	0	0	1
Trent Carrington	1	0	0	0	0	0	0	0	0	1
Henrik Barndt	1	0	0	0	0	0	0	0	0	1
Total	466	0	0	36	0	0	0	0	0	430

Rushing Tackles

Player	No.
Total	0

Passing Tackles

Player	No.
Total	0



2022-23 Northwestern Football
By Quarter Statistics
All games

Page 1/1
as of Oct 26, 2022

3rd-Down Conversions

Date	Opponent	Score	Overall	1st Qtr	2nd Qtr	3rd Qtr	4th Qtr	Overtime
08/27/2022	vs Nebraska	W 31-28	7-17 41.2	1-3 33.3	2-4 50.0	2-4 50.0	2-6 33.3	0-0 0.0
09/10/2022	Duke	L 23-31	5-17 29.4	1-4 25.0	1-3 33.3	0-3 0.0	3-7 42.9	0-0 0.0
09/17/2022	Southern Ill.	L 24-31	6-17 35.3	1-3 33.3	1-4 25.0	1-4 25.0	3-6 50.0	0-0 0.0
09/24/2022	Miami (OH)	L 14-17	7-17 41.2	1-3 33.3	2-5 40.0	2-6 33.3	2-3 66.7	0-0 0.0
10/01/2022	at Penn St.	L 7-17	4-16 25.0	0-4 0.0	2-4 50.0	1-3 33.3	1-5 20.0	0-0 0.0
10/08/2022	Wisconsin	L 7-42	3-13 23.1	1-3 33.3	0-4 0.0	1-3 33.3	1-3 33.3	0-0 0.0
10/22/2022	at Maryland	L 24-31	9-14 64.3	2-4 50.0	3-4 75.0	2-3 66.7	2-3 66.7	0-0 0.0
Northwestern			41-111 36.9	7-24 29.2	11-28 39.3	9-26 34.6	14-33 42.4	0-0 0.0
Opponents			45-102 44.1	12-24 50.0	14-27 51.9	11-24 45.8	8-27 29.6	0-0 0.0

4th-Down Conversions

Date	Opponent	Score	Overall	1st Qtr	2nd Qtr	3rd Qtr	4th Qtr	Overtime
08/27/2022	vs Nebraska	W 31-28	1-1 100.0	0-0 0.0	1-1 100.0	0-0 0.0	0-0 0.0	0-0 0.0
09/10/2022	Duke	L 23-31	4-6 66.7	0-0 0.0	0-1 0.0	3-3 100.0	1-2 50.0	0-0 0.0
09/17/2022	Southern Ill.	L 24-31	4-5 80.0	1-1 100.0	1-1 100.0	0-1 0.0	2-2 100.0	0-0 0.0
09/24/2022	Miami (OH)	L 14-17	1-2 50.0	1-1 100.0	0-0 0.0	0-1 0.0	0-0 0.0	0-0 0.0
10/01/2022	at Penn St.	L 7-17	1-4 25.0	0-0 0.0	0-0 0.0	1-1 100.0	0-3 0.0	0-0 0.0
10/08/2022	Wisconsin	L 7-42	2-4 50.0	0-0 0.0	1-1 100.0	0-2 0.0	1-1 100.0	0-0 0.0
10/22/2022	at Maryland	L 24-31	0-1 0.0	0-0 0.0	0-0 0.0	0-0 0.0	0-1 0.0	0-0 0.0
Northwestern			13-23 56.5	2-2 100.0	3-4 75.0	4-8 50.0	4-9 44.4	0-0 0.0
Opponents			7-8 87.5	0-0 0.0	2-2 100.0	2-2 100.0	3-4 75.0	0-0 0.0

Time of Possession

Date	Opponent	Score	Overall	1st Qtr	2nd Qtr	3rd Qtr	4th Qtr	Overtime
08/27/2022	vs Nebraska	W 31-28	34:12	09:02	07:51	05:36	11:43	00:00
09/10/2022	Duke	L 23-31	34:48	08:55	11:03	07:21	07:29	00:00
09/17/2022	Southern Ill.	L 24-31	28:58	05:40	06:39	04:15	12:24	00:00
09/24/2022	Miami (OH)	L 14-17	27:49	06:43	07:23	06:53	06:50	00:00
10/01/2022	at Penn St.	L 7-17	22:32	06:01	06:07	05:03	05:21	00:00
10/08/2022	Wisconsin	L 7-42	25:44	04:21	06:27	08:43	06:13	00:00
10/22/2022	at Maryland	L 24-31	27:10	06:28	07:38	06:26	06:38	00:00
Northwestern			Total 201:13	47:10	53:08	44:17	56:38	00:00
			Avg. 28:45	06:44	07:35	06:20	08:05	00:00
Opponents			Total 218:47	46:49	62:53	45:57	63:08	00:00
			Avg. 31:15	06:41	08:59	06:34	09:01	00:00



2022-23 Northwestern Football Team Game-by-Game Comparison All games

Page 1/1
as of Oct 26, 2022

Opponent	Score	First Downs				Rushing Number-Yards	Passing		Total Offense Plays-Yards	Return Yards	Turn- Overs
		Total	Rush	Pass	Pen		Comp-Att-Int	Yards			
Nebraska	31-28	25 / 23	11 / 4	14 / 16	0 / 3	47-214 / 31-110	27-38-0 / 25-42-2	314 / 355	85-528 / 73-465	51 / 62	1 / 3
Duke	23-31	29 / 21	5 / 12	20 / 7	4 / 2	34-76 / 35-221	36-60-1 / 13-24-1	435 / 240	94-511 / 59-461	10 / 63	3 / 1
Southern Ill.	24-31	24 / 22	8 / 7	13 / 13	3 / 2	44-167 / 35-96	27-43-2 / 25-37-1	213 / 261	87-380 / 72-357	25 / 76	4 / 1
Miami (OH)	14-17	17 / 13	6 / 10	11 / 0	0 / 3	31-107 / 44-216	26-44-0 / 7-19-0	257 / 62	75-364 / 63-278	0 / 13	2 / 0
Penn St.	7-17	12 / 21	3 / 12	7 / 9	2 / 0	28-31 / 58-220	15-37-1 / 10-20-1	210 / 140	65-241 / 78-360	19 / 42	3 / 5
Wisconsin	7-42	18 / 26	5 / 11	11 / 14	2 / 1	27-79 / 38-193	22-41-2 / 21-30-0	263 / 322	68-342 / 68-515	0 / 76	3 / 0
Maryland	24-31	24 / 25	14 / 15	6 / 7	4 / 3	46-215 / 50-257	18-24-2 / 18-28-0	143 / 166	70-358 / 78-423	29 / 47	2 / 0
Totals	130-197	149 / 151	52 / 71	82 / 66	15 / 14	257-889 / 291-1313	171-287-8 / 119-200-5	1835 / 1546	544-2724 / 491-2859	134 / 379	18 / 10

Opponents	3rd Down Conversion	4th Down Conversion	Time of Possession	TOP Margin	Avg Yds/Rush	Avg Yds/Pass	Avg Yds/Play	Punting Number-Avg	Penalties Number-Yards	Sacks
Nebraska	7-17 / 9-16	1-1 / 0-0	34:12 / 25:48	08:24	4.6 / 3.5	8.3 / 8.5	6.2 / 6.4	6-40.8 / 6-47.2	8-65.0 / 1-5.0	2 / 0
Duke	5-17 / 4-10	4-6 / 0-0	34:48 / 25:12	09:36	2.2 / 6.3	7.3 / 10.0	5.4 / 7.8	2-45.0 / 4-47.0	4-51.0 / 7-85.0	1 / 2
Southern Ill.	6-17 / 5-16	4-5 / 3-3	28:58 / 31:02	-02:04	3.8 / 2.7	5.0 / 7.1	4.4 / 5.0	3-46.0 / 4-44.0	6-45.0 / 4-42.0	3 / 3
Miami (OH)	7-17 / 5-15	1-2 / 0-0	27:49 / 32:11	-04:22	3.5 / 4.9	5.8 / 3.3	4.9 / 4.4	7-33.9 / 7-46.1	6-62.0 / 8-55.0	3 / 0
Penn St.	4-16 / 4-15	1-4 / 3-3	22:32 / 37:28	-14:56	1.1 / 3.8	5.7 / 7.0	3.7 / 4.6	7-39.9 / 5-40.0	2-10.0 / 7-55.0	0 / 1
Wisconsin	3-13 / 10-14	2-4 / 0-0	25:44 / 34:16	-08:32	2.9 / 5.1	6.4 / 10.7	5.0 / 7.6	4-46.0 / 3-46.3	2-20.0 / 6-55.0	0 / 1
Maryland	9-14 / 8-16	0-1 / 1-2	27:10 / 32:50	-05:40	4.7 / 5.1	6.0 / 5.9	5.1 / 5.4	3-31.7 / 4-44.5	8-67.0 / 8-80.0	4 / 1
Totals	41-111 / 45-102	13-23 / 7-8	201:13 / 218:47	-17:34	3.5 / 4.5	6.4 / 7.7	5.0 / 5.8	32-39.6 / 33-45.1	36-320.0 / 41-377.0	13 / 8

Note: Game totals are displayed in the format TEAM/OPPONENT for each category

collegepressbox
SINCE 2005 EVERYTHING BUT THE PREGAME MEAL

2023

NATIONAL CHAMPIONSHIP

131 Teams

10 Conferences

42 Bowls

25 Awards

collegepressbox is the official
media website for Division I football

Access and download game notes, quotes, statistics, media guides,
headshots, logos and more for all FBS schools, conferences,
postseason games, awards and the College Football Playoff

For access, please register for an account at:
collegepressbox.com/register

 **collegepressbox**

 **collegepressboxvideo**