

## Game 9 // Northwestern vs. Iowa // Saturday, Nov. 6, 2021

## KICKOFF



### NORTHWESTERN WILDCATS

2021 Record	3-5, 1-4 Big Ten
2021 Rankings	N/A
Head Coach	Pat Fitzgerald
Record at NU (Yrs.)	109-86 (16th)
Home Record	43-35 (.551)
Big Ten Record	64-64 (.500)
vs. Iowa	9-6
Offensive Coordinator	Mike Bajakian
Defensive Coordinator	Jim O'Neil

### IOWA HAWKEYES

2021 Record	6-2, 3-2 Big Ten
2021 Rankings	16 (Coaches) / 19 (AP)
Head Coach	Kirk Ferentz
Record at Iowa (Yrs.)	174-108 (23rd)
Away Record	58-57 (.504)
Big Ten Record	103-77 (.572)
vs. Northwestern	9-11
Offensive Coordinator	Brian Ferentz
Defensive Coordinator	Phil Parker



EVANSTON, ILL.  
 6 P.M. CT  
 RYAN FIELD  
 BIG TEN NETWORK  
 WGN 720  
 NUSPORTS.COM

## QUICK HITTERS

## ON THE AIR

- Saturday is NU's final game in Evanston for 2021 ... Senior Night at Ryan Field... (NU plays at Wrigley Field (11/20))
- Northwestern has won last four of five vs. Iowa ... NU overcame a 17 point deficit in 2020 to beat Iowa 21-20
- Fitzgerald's 109 career wins rank 14th all-time in the Big Ten, two shy of OSU's John Cooper
- Fitzgerald is the fifth longest tenured head coach in FBS
- Matchup of longest tenured head coaches in the Big Ten (Ferentz; 23 seasons) (Fitzgerald; 16 seasons)
- Pat Fitzgerald received the 2020 Dodd Trophy for national coach of the year



### Big Ten Network

PBP: CORY PROVUS  
 ANALYST: MATT MILLEN  
 SIDELINE: ELISE MENAKER



### WGN 720

PBP: DAVE EANET  
 ANALYST: TED ALBRECHT  
 SIDELINE: JEFF BUDZIEN

## 2021 SCHEDULE & RESULTS

Mich. State Sept. 3 L, 38-21	Indiana St. Sept. 11 W, 24-6	@ Duke Sept. 18 L, 30-23	Ohio Sept. 25 W, 35-6	@Nebraska Oct. 2 L, 56-7	Rutgers Oct. 16 W, 21-7	@Michigan Oct. 23 L, 33-7	Minnesota Oct. 30 L, 41-14	Iowa Nov. 6 6 p.m.	@Wisconsin Nov. 13 TBD	Purdue Nov. 20 TBD	@Illinois Nov. 27 TBD

(Wrigley Field)

## THE OPENING DRIVE

### WELCOME BACK: BRYAN HEINZ

Northwestern will welcome back and recognize former defensive back Bryan Heinz on Saturday ... Heinz played for the 'Cats from 2003-06 ... He graduated with a bachelor's in economics and master's in interaction and social influence ... He joined the U.S. Army in 2010 as a special forces candidate and became a Green Beret in 2012 and joined the 7th Special Forces Group (Airborne) ... He has been deployed eight times to Afghanistan, Central and South America ... Currently works as a Special Forces Sergeant first class the 7th Group ... He will be recognized in the third quarter.

### TOP-10 FOOTBALL. TOP-10 EDUCATION.

"Northwestern Football: Top-10 Football and Top-10 Education" – Pat Fitzgerald. Northwestern finished No. 10 in the final AP Top-25 Poll (2020), the program's highest finish since checking in at No. 8 in the final poll of the 1995 season when Pat Fitzgerald was a junior on the Wildcats' roster. Northwestern University was ranked as the ninth-best university in U.S. News and World Report's 2021 rankings. NU was the only institution to be represented in the Top-10 in both rankings.

### LAST TIME OUT

Northwestern dropped a 41-14 decision to Minnesota ... Linebacker Chris Bergin finished with 19 tackles ... Evan Hall and Berkley Holman each had receiving touchdowns for Northwestern both were the firsts of their careers ... QB Andrew Marty saw action for the first time since sustaining an injury at Duke (Sept. 18) ... Marty finished 10-for-16 for 93 yards and two touchdowns ... He also ran for 28 yards ... It was NU's first Big Ten West loss at Ryan Field since Nov. 23, 2019.

### LAST TIME OUT VS. IOWA

Northwestern overcame a 17-0 halftime deficit to beat Iowa, 21-20, in 2020 ... NU's largest comeback in a Big Ten game since Oct. 24, 2009, when it came back from a 28-3 deficit vs. Indiana to win, 29-28 ... The Wildcats have won four of the last five meetings vs. Iowa ... NU has won three straight games at Kinnick Stadium ... Fitzgerald is 9-6 in his career vs. Iowa ... Northwestern's nine wins since 2006 are tied with Wisconsin for the most by any team in college football during that span ... Brandon Joseph has two interceptions and Blake Gallagher added a third ... Jesse Brown had a pair of rushing touchdowns, while Kyric McGowan found pay dirt on a carry ... Iowa went a perfect 6-0 in 2020 after losing to Northwestern.

### BERGIN IS A BEAST

Leads the 'Cats with 98 tackles (60 solo) and has an interception and forced fumble ... He is averaging 12.2 tackles per game which is tied for the most in the country ... The former walk-on turned team captain has 7.5 solo stops per game, which leads college football ... Has 12 career games with double-digit tackles and has set a career-high mark four times this season (13 at Duke; 14 vs. Ohio; 16 at Michigan; 19 vs. Minnesota).

### SPOTLIGHT: EVAN HULL

RB Evan Hull rushed for 107 yards vs. Minnesota, third time this season going over 100 and fifth time in his career ... Since making his debut on Oct. 5, 2019, Hull has accounted for eight of Northwestern's 16 15+ yard touchdowns ... Hull is the first Northwestern player since Venric Mark (2012) with two 70+ yard runs in a season ... He ranks fourth in the Big Ten and 13th nationally with a 6.47 yards per carry clip ... He is on pace to have the second highest yards per carry average in Wildcat history behind Damien Anderson, who averaged 6.63 yards per carry in 2000 ... More on Hull on page two.

### 'CATS DIG THE LONG BALL

The Wildcats have tallied 10 offensive plays that have gone for 40-or-more yards this season (eight games) ... In the previous 21 games prior to this season, NU only had eight offensive plays go for more than 40 yards ... Stephon Robinson, Jr. has accounted for seven of NU's passing plays that have gone for 20-plus yards.

## INSIDE THE NUMBERS

1

Linebacker Chris Bergin tied for lead nationally in total tackles per game (12.2) and his 98 total tackles this season is tied for the most by a Power Five player. His 60 solo tackles leads the country.

9

CB A.J. Hampton, Jr., tied for the lead in the Big Ten with nine pass break ups this season. He has broken up at least one pass in all four of five Big Ten games this year

287

Punter Derek Adams sits at 13,797 career punt yards, 435 yards from the all-time CFB career record, held by Alexander Kinal of Wake Forest (2012-15; 14,084)

19

Chris Bergin recorded 19 tackles on Saturday. The last NU player to have 19 tackles in a game was Paddy Fisher vs. MSU in 2017. It ranks 24th in NU history for most in a single game.

20

Northwestern is 20-10 in the month of November since the 2015 season.

## FYI

- Northwestern uses the term "first year" to refer to its new student-athletes, abbreviated by "FY."
- The correct abbreviation for Northwestern is "NU," not "NW" or "NWU" or the like.
- The correct logo for Northwestern is the "Block N." Please contact Ray O'Connell at raymond.oconnell@northwestern.edu if you are in need.



## GAME NOTES

## CLASSIC 'CATS

Three of NU's seven wins last season came by one score ... Dating back to the beginning of the Pat Fitzgerald era in 2006, the Wildcats have 48 one-possession wins, third only to Navy and NIU in the FBS during that span.

## TALKING TOP TARGETS

**WR Stephon Robinson Jr.** leads the team with 30 grabs and is averaging 4.3 grabs per game which is a single-season career best ... **WR Malik Washington** ranks second on the team with 28 grabs and had a career long 64-yard TD reception vs. Rutgers.

## LEARN THE NAME - ADEATOMIWA ADEBAWORE

DE Adetomiwa Adebawore recorded four tackles for loss vs. Rutgers (Oct. 16), which is tied for second-most in a game by a Northwestern player ... It was the most by an NU player since program sack leader Joe Gaziano had four TFL against Duke in 2018 ... Adebawore has recorded at least 0.5 tackles for loss in seven of his past 10 games, dating back to last season ... He also forced a fumble in the third quarter, the first of his career, becoming the third player in the Pat Fitzgerald era (2006-present) with at least four tackles for loss and a forced fumble in a game.

## HULLUVA DAY

RB Evan Hull ripped off a career-long 90-yard touchdown run in the first quarter vs. Ohio (Sept. 25), his second of the game, to give NU a 14-0 lead .... It marked the longest play for NU since Solomon Vault's 95-yard kick return at Michigan State (Oct. 15, 2016) and Northwestern's longest play from scrimmage since Jeremy Ebert hauled in a 90-yard touchdown reception from Dan Persa vs. Rice (Nov. 12, 2011) ... Hull's run was the fourth rushing play in Northwestern history to go for 90+ yards and the first since Bill Swingle had a program-record 95 yard run in a 45-0 win vs. Boston College on Sept. 30, 1961 (other 90+ rushes were a 91-yard rush by Tiny Lewis vs. South Dakota in 1927, and a 90-yard run by Alton Johnson vs. Chicago in 1898).

## RETRUN OF THE... PUNT

Northwestern ranks sixth nationally in punt returns this season averaging 17.00 yards per return ... The Wildcats have racked up 221 punt return yards through eight games which is the second most in the Big Ten ... Against Indiana State (9/11), Brandon Joseph and Raymond Niro III combined for 166 punt return yards – the most in program history. Joseph finished with 111 return yards, the sixth most in a game in Northwestern history, and the first NU punt returner to go over 100 yards in a game since Venric Mark had 134 return yards against Syracuse in 2012 ... Joseph's 65-yard return was the longest by a Wildcat since Venric Mark's 75-yard return against Penn State in 2012.

## TIME TO TALK ABOUT THE O:

For the first time since 2007 season, Northwestern had a new offensive play caller. Mike Bajakian ("Jake") was hired as offensive coordinator on Dec. 11, 2019. Here's highlights from year one of the Bajakian era:

- Northwestern scored a TD on five of its nine game-opening drives.
- 14 touchdown drives of at least 75 yards; it had nine throughout the entire 2019 season.
- Scored 43 points vs. Maryland in the opener. It was the first time NU had scored 40-plus points against a Big Ten opponent since November 25, 2017.
- The Wildcats 35 points in the 2021 Citrus Bowl win were the most points a Northwestern team has scored in a bowl victory.
- Northwestern amassed 457 yards of offense in the bowl win - it was the third time in 2020 that the 'Cats had more than 400 yards of total offense.

## DEFENSE'S NEW DUDE

Following the retirement of legendary assistant coach Mike Hankwitz, Northwestern will have a new defensive coordinator for the first time since 2007 ... Fitzgerald turned to the NFL and brought in Jim O'Neil to be the new DC ... O'Neil comes to Evanston after spending the last three seasons with the Las Vegas Raiders including one as the defensive backs coach ... He was the defensive coordinator for the Cleveland Browns (2014-15) and San Francisco 49ers (2016).

## PROJECTED DEPTH CHART

## FIRST TEAM OFFENSE

## SECOND TEAM OFFENSE

<b>LT</b>	77	Peter Skoronski	6-4, 294, So.	<b>LT</b>	74	Payne He'Bert	6-4, 312, Jr.
<b>LG</b>	68	Josh Priebe	6-5, 295, So.	<b>LG</b>	63	Dom D'Antonio	6-4, 290, So.
<b>C</b>	52	Sam Gerak	6-4, 295, Sr.	<b>C</b>	71	Ben Wrather	6-6, 310, So.
<b>RG</b>	69	Charlie Schmidt	6-4, 297, Jr.	<b>RG</b>	55	Conrad Rowley	6-4, 308, Jr.
<b>RT</b>	76	Ethan Wiederkehr	6-5, 295, Sr.	<b>RT</b>	72	Caleb Tiernan	6-7, 280, Fy.
<b>WR</b>	6	Malik Washington	5-9, 192, Jr.	<b>WR</b>	23	Ray Niro III	5-10, 190, Jr.
<b>WR</b>	3	JJ Jefferson	5-10, 180, Sr.	<b>WR</b>	19	Jacob Gill	6-0, 183, Fy.
<b>WR</b>	5	Stephon Robinson, Jr.	5-10, 180, Gr.	<b>WR</b>	18	Genson Hooper Price	6-5, 215, So.
<b>QB</b>	12	Ryan Hilinski	6-3, 225, So. (OR)	<b>QB</b>	7	Andrew Marty	6-3, 224, Sr.
					15	Hunter Johnson	6-2, 215, Sr.
<b>RB</b>	26	Evan Hull	5-11, 210, So.	<b>RB</b>	11	Andrew Clair	5-11, 202, Gr.
<b>TE</b>	89	Charlie Mangieri	6-4, 250, Sr.	<b>TE</b>	80	Trey Pugh	6-5, 250, Gr.

## FIRST TEAM DEFENSE

## SECOND TEAM DEFENSE

<b>DE</b>	99	Adetomiwa Adebawore	6-2, 265, Jr.	<b>DE</b>	5	Jeffery Pooler, Jr.	6-2, 250, Gr.
<b>DT</b>	96	Trevor Kent	6-6, 300, Sr.	<b>DT</b>	1	Joe Spivak	6-0, 300, Gr.
<b>DT</b>	54	Jeremy Meiser	6-3, 290, Gr.	<b>DT</b>	8	Te-rah Edwards	6-2, 294, So.
<b>DE</b>	91	Samdup Miller	6-3, 270, Gr.	<b>DE</b>	46	Devin O'Rourke	6-6, 265, So.
<b>Will</b>	40	Peter McIntyre	6-2, 231, Gr.	<b>Will</b>	34	Xander Mueller	6-3, 210, So.
<b>Mike</b>	32	Bryce Gallagher	6-2, 223, So.	<b>Mike</b>	47	Troy Hudetz	6-2, 221, Gr.
<b>Sam</b>	28	Chris Bergin	5-11, 223, Gr.	<b>Sam</b>	31	Jaylen Rivers	6-2, 222, Jr.
<b>CB</b>	2	Cam Mitchell	5-10, 195, So.	<b>CB</b>	13	Garnett Hollis, Jr.	6-1, 197, So.
<b>CB</b>	11	A.J. Hampton, Jr.	5-11, 180, Jr.	<b>CB</b>	24	Rod Heard II	5-11, 185, So.
<b>S</b>	16	Brandon Joseph	6-1, 192, So.	<b>S</b>	25	Jaheem Joseph	5-9, 190, So.
<b>S</b>	0	Coco Azema	5-11, 185, So.	<b>S</b>	22	Bryce Jackson	6-1, 190, Sr.

## SPECIALISTS

## Kicker

14	Charlie Kuhbänder	6-0, 195, Gr.
15	Trey Finison	5-9, 183, Jr.

## Punter

36	Derek Adams	5-11, 195, Gr.
90	Jake Genyk	6-3, 200, Jr.

## Long Snapper

48	Peter Snodgrass	6-0, 212, Sr.
43	William Halkyard	6-3, 200, So.

## Kick Returner

0	Coco Azema	5-11, 185, So.
23	Ray Niro III	5-10, 190, Jr.

## Punt Returner

3	JJ Jefferson	5-10, 180, Sr.
---	--------------	----------------

## Holder

36	Derek Adams	5-11, 195, Gr.
----	-------------	----------------

## GAME NOTES

## BREAKING DOWN THE QB ROOM

**Ryan Hilinski** made his Northwestern debut at Duke (Sept. 18) and his first NU start in the win vs. Ohio (Sept. 25):

**Hunter Johnson | Sr. | Brownsburg, Ind./Brownsburg/Clemson**

Started three games in 2021 ... Career game vs. MSU (9/3):30 completions, 283 yards, 3 TD ... Top rated QB in 2017 class by ESPN ... Indiana's Mr. Football in 2016 ... Played in seven games as a true freshman at Clemson, going 21-for-27 passing for 234 yards, two touchdowns, INT ... Appeared in six games for the 'Cats in 2019 and threw for 432 yards ... Voted a 2021 team captain.

**Ryan Hilinski | So. | Orange, Calif./Orange Lutheran/South Carolina**

Made NU debut at Duke (9/18) with two completions for 34 yards ... No. 2 pro-style QB in class of 2019 by 247Sports ... Concluded his high school career with 8,102 passing yards and 85 total touchdowns ... Played in 13 games at South Carolina including 11 starts as a true freshman in 2019 ... Threw for 2,357 yards in 2019 with 11 touchdowns and five interceptions ... Only saw action in two games in 2020 at South Carolina.

**Andrew Marty | Sr. | Cincinnati, Ohio/Wyoming**

Career game at Duke (9/18) off the bench: 11 completions, 151 yards, 2 TD before getting hurt ... Made his collegiate debut in 2019 vs. Ohio State (10/18/19) ... Logged his first career start, scrambling for 111 yards and two scores along with a passing touchdown to help defeat Illinois (11/30/19) ... Completed 14-of-22 passes on the season with two touchdowns and two INT ... Appeared in four games during 2020 season ... Had 24 rushing yards in 2020.

## CHARLIE AND THE FIELD GOAL FACTORY

Kuhbender ranks in the Top-10 all-time at NU for field goal percentage, field goals made, points kicking, extra points made and extra points percentage. His 132 career extra points made rank second in program history behind Jeff Budzien's 136. Kuhbender's 41 career field goals rank 4th in program history and he just needs five more to catch John Duvic in third.

KUHENDER RANKS IN PROGRAM HISTORY	
Career Field Goal Percentage	8th - 68.3%
Career Field Goals Made	4th - 41
Career Points Kicking	3rd - 255
Career Extra Points Made	2nd - 132
Career Extra Point Percentage	2nd - 98.5%



He hit a career-long 47 yard field goal in the win vs. Indiana State (9/11/21), which tied his career long that he connected on in the 2020 Big Ten championship game. He has connected on 12 field goals from 40-plus.

Field Goals	FG	PCT.	01-19	20-29	30-39	40-49	50-99	LG	BLK
2021	4-9	44.4	0-0	3-4	0-2	1-3	0-0	47	0
2020	9-12	75.0	0-0	1-1	2-2	6-9	0-0	47	0
2019	10-14	71.4	0-0	2-2	6-10	2-2	0-0	44	0
2018	5-9	55.6	0-0	3-3	1-4	1-2	0-0	45	0
2017	13-16	81.2	1-1	3-4	7-7	2-4	0-0	40	0

## ADAMS BOMB

Punter Derek Adams was a three-year starter at Kent State before transferring to NU, twice earning All-MAC honors. His career long is a 77-yard punt he booted against Akron in 2017. The Manheim, Pa., native left Kent State ranked third all-time in career punting average (41.7). In 17 games with the 'Cats, he has punted 82 times for an average of 42.7 yards with 28 punts landing inside the 20 and 15 punts going for over 50 yards. He was consensus honorable mention All-Big Ten in 2020.

Bonus fact: He placed fourth in at 2017 MAC Track and Field championships in the javelin.

## WILDCATS IN THE NFL ROUNDUP

Player	Pos.	Team
Earnest Brown IV	DL	Los Angeles Rams
Blake Gallagher	LB	Baltimore Ravens
Joe Gaziano	DL	Los Angeles Chargers
Blake Hance	OL	Cleveland Browns
Godwin Igwebuike	RB	Detroit Lions
Justin Jackson	RB	Los Angeles Chargers
Tyler Lancaster	DL	Green Bay Packers
Dean Lowry	DE	Green Bay Packers
Greg Newsome II	CB	Cleveland Browns
Ifeadi Odenigbo	DL	Cleveland Browns
John Raine	TE	Atlanta Falcons
Trevor Siemian	QB	New Orleans Saints
Ben Skowronek	WR	Los Angeles Rams
Rashawn Slater	OL	Los Angeles Chargers
Anthony Walker, Jr.	LB	Cleveland Browns

## WILDCATS COACHING STAFF

## ON THE FIELD

Head Coach	Pat Fitzgerald
Defensive Coordinator	Jim O'Neil
Special Teams Coordinator	Jeff Genyk
Offensive Line	Kurt Anderson
Defensive Line	Marty Long
Running Backs	Lou Ayeni
Wide Receivers	Dennis Springer
Linebackers	Tim McGargle

## IN THE PRESS BOX

Offensive Coordinator/Quarterbacks	Mike Bajakian
Assistant Head Coach/DBs	Matt MacPherson
Tight Ends	Bob Heffner

## NORTHWESTERN FOOTBALL

## QUICK FACTS

Location	Evanston, Ill.
Enrollment	8,367
Founded	1851
Conference	Big Ten (West)
Color	Purple
Nickname	Wildcats
President	Morton Schapiro
Athletic Director	Dr. Derrick Gragg

## FOOTBALL HISTORY

First Season	1882
All-Time Record	551-677-44 (134 seasons)*
Big Ten Championships	8
Big Ten West Division Titles	2
First Team All-Americans	14
First Team All-Conference	141
Bowl Appearances	16
Bowl Victories	6

\*Entering 2021 campaign

## COACHING STAFF

Head Coach	Pat Fitzgerald
Alma Mater	Northwestern, 1997
Collegiate Career Record (Years)	106-81 (16th)*
Northwestern Record (Years)	Same
Offensive Coordinator	Mike Bajakian
Alma Mater	Williams College
Defensive Coordinator	Jim O'Neil
Alma Mater	Towson

\*Entering 2021 campaign

## TEAM INFORMATION

2020 Overall Record	7-2
2020 Big Ten Record/Finish	7-2/2nd
2021 Bowl	Citrus Bowl
Bowl Result	W, 35-19, vs. Auburn

## ATHLETIC COMMUNICATIONS

Associate Athletic Director	Paul Kennedy
Email	pkennedy@northwestern.edu
Phone	847-467-2028
Director of Public Relations	Ray O'Connell
Email	raymond.oconnell@northwestern.edu
Phone	773-550-0128
Virtual Press box	NUSports.com/PressBox21



## GAME NOTES

## WELCOME TO THE 'B JO' SHOW

After only appearing in four games during the 2019 season and redshirting, Brandon Joseph burst onto the national college football scene in 2020. The Wildcats' safety was a consensus All-American last season, the first time a Big Ten defensive rookie has earned that status. He is just the 14th player in program history to earn the distinction and the first to do so since 2000. Pat Fitzgerald is the only other defensive player in Northwestern history to be a consensus All-American. The 2020 Big Ten Thompson-Randle El Freshman of the Year had six interceptions in nine games, tied for the most in the country and most by a Power Five player. He was voted a 2021 team captain.

## 2020 JOSEPH FACTS AND FIGURES:

- 362 coverage snaps
- Six interceptions - tied for most in the country
- Touchdowns allowed: 0
- 15+ yard catches allowed: 1
- No. 2 ranked safety on the PFF College 50

## BRANDON JOSEPH PRESEASON RECOGNITIONS:

- AP First Team Preseason All-America
- Walter Camp Award Watch List
- Bronko Nagurski Trophy Watch List
- Chuck Bednarik Award Watch List
- Thorpe Award Watch List
- Walter Camp Preseason All-American (First Team)
- Athlon Sports Preseason All-American (First Team)
- PFF Preseason All-American (First Team)
- Phil Steele Preseason All-American (First Team)
- PFF Preseason All-Big Ten (First Team)
- Phil Steele Preseason All-Big Ten (First Team)
- Preseason B1G Defensive Player of the Year (Cleveland.com)

## A PROGRAM-DEFINING DRAFT

The 2021 National Football League Draft was a monumental event for the Northwestern football program. OL Rashawn Slater (Chargers), DB Greg Newsome II (Browns) and DL Earnest Brown IV (Rams) each heard their name called to go to the next level.

It was the first time in program history that Northwestern had two players taken in the first round. It was the second time during the Pat Fitzgerald era (2006) that three players were selected in one draft: 2010 - Coorey Wootton, Mike Kafka, Sherrick McManis.

## OL RASHAWN SLATER (ROUND 1; PICK 13 - LOS ANGELES CHARGERS):

- First NU player to go in round one since Luis Castillo in 2005
- Highest draft pick of the Pat Fitzgerald era
- Highest Wildcat offensive player off the board since Denver took Chris Hinton fourth overall in 1983
- Ninth first-round pick in program history
- Surrendered zero sacks in 2019, one QB hit, five QB pressures
- Opted out of 2020 college football season

## DB GREG NEWSOME II (ROUND 1; PICK 26 - CLEVELAND BROWNS):

- Highest defensive draft pick of the Pat Fitzgerald era
- 10th first round pick in program history
- First Northwestern DB taken in a draft since the Houston Texans took Sherrick McManis in the 2010 draft (Round 5, Pick 144).
- First Team All-Big Ten in 2020
- Did not allow a third-down completion (0-for-9) in five games played
- Ranked first among Big Ten cornerbacks for completion percentage allowed (12-of-38 targets; 31.6%)

## DL EARNEST BROWN IV (ROUND 5; PICK 174 - LOS ANGELES RAMS):

- 185th Northwestern player taken in the NFL Draft
- First Northwestern DE taken since Ifeadi Odenigbo in 2017
- Fourth defensive end taken in the Pat Fitzgerald era
- Tallied 8.5 TFLs in 2020
- Honorable mention All-Big Ten selection

## MORE ON THE PROS


In total, 11 Northwestern players that were on the 2020 roster were invited to NFL camps this summer. Rashawn Slater (LA Chargers), Greg Newsome II (Browns), Earnest Brown IV (LA Rams), JR Pace (Falcons), John Raine (Falcons), Gunnar Vogel (Bears), Riley Lees (Bengals), Paddy Fisher (Panthers), Blake Gallagher (Ravens), Peyton Ramsey (Panthers) and Ramaud Chiaokhiao-Bowman (Colts). Most for a single class from the Pat Fitzgerald era.



Brandon Joseph was NU's first consensus All-American since 2000



Rashawn Slater was the first NU player taken in the first round since 2005



Greg Newsome II got the call from Cleveland on Thursday, April 29, 2021



Earnest Brown IV was the 185th Northwestern player drafted

## GAME NOTES

## TALKING TRANSFERS:

**Trent Carrington | Gr. | DB | Fayetteville, Ga./ Fayetteville/Presbyterian**

Saw action in 27 games for the Blue Hose with 25 starts ... Made 161 tackles ... Earned Pioneer Football League honorable mention in the spring season of 2020 ... In four of the five games he played in last spring, he had four games with six-or-more tackles .

**Andrew Clair | Gr. | RB | St. Louis, Mo./SLU High/Bowling Green**

Bowling Green starting running back in 2017-18 and three games in 2019 before getting hurt in 2019 ... Earned third team All-MAC honors in 2017 and 2018 ... Had 362 carries for 1,937 yards and 13 touchdowns at Bowling Green with 44 receptions for 330 yards and four touchdown receptions ... 5.4 yards per carry.

**Ryan Hilinski | So. | QB | Orange, Calif./Orange Lutheran/South Carolina**

No. 2 pro-style QB in class of 2019 by 247Sports ... Concluded his high school career with 8,102 passing yards and 85 total touchdowns ... Played in 13 games at South Carolina including 11 starts as a true freshman in 2019 ... Threw for 2,357 yards in 2019 with 11 touchdowns and five interceptions ... Only saw action in two games in 2020.

**Jeremy Meiser | Gr. | DL | Cincinnati, Ohio/Moeller/Old Dominion**

Started a combined 19 games in 2018 and 2019 for the Monarchs and was named a team captain for the 2019 season ... Old Dominion was forced to cancel its 2020 season due to Covid-19 concerns ... Meiser registered 24 tackles, including five for a loss, in 2019 ... PFF Preseason All-Big Ten second team.

**Jeffery Pooler, Jr. | Gr. | DL | Dayton, Ohio/Dunbar/West Virginia**

Played in 20 games at West Virginia with seven career starts ... In final 17 games at WVU had 46 tackles, 11.0 tackles for loss, 5.5 sacks ... One forced fumble ... Came to NU with 6.5 career sacks.

**Stephon Robinson, Jr. | Gr. | WR | Los Angeles, Calif./Narbonne/Kansas**

Had 75 career receptions for 1,092 career yards and nine touchdowns before transferring ... Had a breakout 2019 campaign with 45 receptions for 727 yards and eight touchdowns ... His eight receiving touchdowns in 2019 are tied for fourth most in a single-season by a Jayhawk ... Only played in three games last season due to injuries ... Paul Hornung Award Watch List.

## KEEP THE PENALTIES TO A MINIMUM:

Over the years, Pat Fitzgerald's teams have been among the most disciplined in the country when it comes to not committing penalties. Since 2013, the Wildcats have finished in the Top-40 in the nation in both the fewest penalties committed per game, as well as the fewest penalty yards per game. Three years ago, during the Wildcats' run to the Big Ten Championship in 2018, NU ranked first in the nation in both fewest penalties per game and fewest penalty yards per game.

	Penalties/Gm	B1G Rank	Natl. Rank	Penalty Yards/Gm	B1G Rank	Natl. Rank
2013	4.08	2nd	12th	34.75	4th	14th
2014	5.08	6th	33rd	43.50	6th	36th
2015	4.46	1st	10th	39.69	1st	14th
2016	3.62	2nd	4th	29.92	1st	3rd
2017	4.92	3rd	28th	49.00	4th	49th
2018	2.86	1st	1st	25.93	1st	1st
2019	5.42	7th	36th	48.50	7th	39th
2020	5.00	6th	25th	40.44	3rd	17th
2021	4.50	5th	15th	41.00	5th	19th

## GETTING IT DONE IN THE CLASSROOM

For the fourth consecutive year, Northwestern football earned the highest Graduation Success Rate among all FBS programs, posting a 97% mark for the current cohort. The Wildcats have ranked first or second in the country for GSR among FBS football programs for 10 straight years. NU football's 97% was four percentage points higher than the next league peer. A program-record 69 players earned Academic All-Big Ten in 2020.

## CAPTAIN. DOCTOR. SAM.

Northwestern center Sam Gerak wears many hats. The fifth-year senior has started 20 consecutive games on the Wildcats' offensive line and is on the watch list for the Rimington Trophy. Gerak was voted a 2021 captain by his teammates. The Avon, Ohio, native graduated in June with a 3.558 grade point average, majoring in biological studies and classical studies. Following the 2021 football season, Gerak plans to go to medical school. He scored in the 98th percentile on the MCAT.

## 2021 CAPTAINS

The Northwestern football team voted five individuals to lead the program this season: LB Chris Bergin, OL Sam Gerak, QB Hunter Johnson, DL/FB Joe Spivak and SAF Brandon Joseph. This is the first time each one of them were voted Northwestern captains. Both Spivak and Bergin came to Northwestern as walk-ons. Joseph is NU's first sophomore captain since Paddy Fisher earned the honor in 2018.

## NORTHWESTERN

2021 SEASON	Rank	Value
Total Offense	107	340.2
Rushing Offense	74	158.9
Passing Offense	108	181.4
Team Passing Efficiency	110	117.63
Scoring Offense	119	19.0
Total Defense	98	420.5
Rushing Defense	126	229.5
Passing Yards Allowed	20	191.0
Team Passing Efficiency Defense	38	123.27
Scoring Defense	T-76	27.1
Turnover Margin	T-69	0.00
3rd Down Conversion Pct	83	0.376
4th Down Conversion Pct	82	0.474
3rd Down Conversion Pct Defense	114	0.450
4th Down Conversion Pct Defense	T-52	0.500
Red Zone Offense	T-127	0.680
Red Zone Defense	51	0.806
Net Punting	61	39.66
Punt Returns	6	17.00
Kickoff Returns	123	15.25
First Downs Offense	114	143
First Downs Defense	T-84	174
Fewest Penalties Per Game	T-15	4.50
Fewest Penalty Yards Per Game	19	41.00
Time of Possession	116	27:32

## IOWA

2021 SEASON	Rank	Value
Total Offense	124	291.5
Rushing Offense	117	105.0
Passing Offense	104	186.5
Team Passing Efficiency	109	117.88
Scoring Offense	T-85	25.4
Total Defense	10	297.2
Rushing Defense	12	99.2
Passing Yards Allowed	30	198.0
Team Passing Efficiency Defense	3	101.97
Scoring Defense	4	16.1
Turnover Margin	5	1.12
3rd Down Conversion Pct	96	0.360
4th Down Conversion Pct	129	0.222
3rd Down Conversion Pct Defense	53	0.374
4th Down Conversion Pct Defense	T-13	0.308
Red Zone Offense	119	0.724
Red Zone Defense	71	0.840
Net Punting	17	42.54
Punt Returns	39	10.36
Kickoff Returns	13	27.81
First Downs Offense	125	130
First Downs Defense	19	133
Fewest Penalties Per Game	10	4.38
Fewest Penalty Yards Per Game	9	38.50
Time of Possession	30	31:07

## BROCKWAY'S (UNIFORM) BREAKDOWN

Jersey	Pants	Helmet	Last Worn (YR.)	Record (Since '12)
BLACK	BLACK	BLACK	MICHIGAN ST. (21)	3-5
BLACK	BLACK	PURPLE	MARYLAND (20)	1-1
BLACK	BLACK	WHITE	MINNESOTA (19)	0-1
BLACK	GRAY	BLACK	BOWLING GREEN ST. (17)	1-0
BLACK	PURPLE	BLACK	MICHIGAN STATE (19)	2-2
BLACK	PURPLE	PURPLE	UMASS (19)	2-1
BLACK	WHITE	WHITE	MINNESOTA (21)	0-1
BLACK	WHITE	BLACK	MINNESOTA (17)	2-1
GRAY	BLACK	BLACK	WISCONSIN (18)	1-0
GRAY	GRAY	PURPLE	PURDUE (17)	1-1
GRAY	GRAY	USA	MICHIGAN (13)	0-1
GRAY	WHITE	WHITE	DUKE (18)	0-1
PURPLE	BLACK	BLACK	OHIO (21)	7-0
PURPLE	BLACK	PURPLE	INDIANA (16)	10-5
PURPLE	PURPLE	BLACK	KENTUCKY (17)	1-1
PURPLE	PURPLE	WHITE	RUTGERS (21)	3-0
PURPLE	WHITE	PURPLE	INDIANA STATE (21)	5-4
PURPLE	WHITE	WHITE	AUBURN (21)	3-3
WHITE	BLACK	BLACK	NEBRASKA (21)	3-2
WHITE	BLACK	PURPLE	WISCONSIN (13)	2-1
WHITE	BLACK	WHITE	MICHIGAN ST. (20)	0-3
WHITE	GRAY	WHITE	PURDUE (18)	2-0
WHITE	PURPLE	BLACK	MICHIGAN STATE (18)	1-0
WHITE	PURPLE	PURPLE	MICHIGAN (21)	4-6
WHITE	PURPLE	WHITE	DUKE (21)	2-2
WHITE	WHITE	BLACK	UTAH (18)	1-0
WHITE	WHITE	PURPLE	OHIO STATE (18)	3-5
WHITE	WHITE	WHITE	IOWA (20)	9-3

Northwestern senior Ella Brockway has compiled Northwestern's record in its different color combinations. The record breakdowns date back to the 2012 season, Northwestern's first campaign in its Under Armour deal.

# PLAYER SPOTLIGHT: OFFENSE

WR	5		STEPHON ROBINSON, JR. • 5-10 • 180 • GRAD										Career Highs									
			• Back-to-back 100 yard games (NEB/RUT)...First NU player to do so since '18 • Preseason Paul Hornung Award Watch List (CFB Most Versatile Player)										Receptions ..... 8, at Nebraska (Oct. 2, 2021) Receiving Yards ..... 186, vs. Texas Tech (Oct. 26, 2019) Long Reception ..... 65, vs. Texas Tech (Oct. 26, 2019) Touchdowns ..... 2 (3x), Texas Tech (Oct. 26, 2019) Rushing Attempts ..... 2, at Texas (Oct. 19, 2019) Rushing Yards ..... 6, at Iowa State (Nov. 23, 2019) Kick Returns ..... 4, vs. Texas Tech (Oct. 26, 2019) Kick Return Yards ..... 103, vs. Texas Tech (Oct. 26, 2019)									
TE	89		CHARLIE MANGIERI • 6-4 • 250 • SENIOR										Career Highs									
			• Career high two grabs vs. MSU ... Career long 25 yard reception • Hauled in TD passes vs. Wisconsin and Illinois in 2020										Receptions ..... 2 (2x), vs. Michigan State (Sept. 3, 2021) Receiving Yards ..... 31, vs. Michigan State (Sept. 3, 2021) Long Reception ..... 25, vs. Michigan State (Sept. 3, 2021) Touchdowns ..... 1 (2x), vs. Illinois (Dec. 12, 2020)									
WR	3		JJ JEFFERSON • 5-10 • 180 • SENIOR										Career Highs									
			• Opted out of 2020 Season • Missed first five games of 2021 ... First catch vs. RUT since 10/26/19										Receptions ..... 4 (2x), vs. Nebraska (Oct. 5, 2019) Receiving Yards ..... 68, at Minnesota (Nov. 17, 2018) Long Reception ..... 68, at Minnesota (Nov. 17, 2018) Touchdown ..... 1 (4x) last at Wisconsin (Sept. 28, 2019) Punt Return Yards ..... 20, at Wisconsin (Sept. 28, 2019) Rushing Attempts ..... 1, vs. Ohio (Sept. 25, 2021) Rushing Yards ..... 4, vs. Ohio (Sept. 25, 2021) Long Punt Return ..... 19, at Michigan State (Sept. 21, 2019)									
QB	12		RYAN HILINSKI • 6-3 • 225 • SOPHOMORE										Career Highs									
			• vs. Rutgers: First-career game with 250+ passing yards, 2+ TDs, and no INT • Has six career games with 24-or-more completions										Pass Attempts ..... 57 (2x), last vs. App State (Nov. 9, 2019) Completions ..... 36, vs. Alabama (Sept. 14, 2019) Passing Yards ..... 325, vs. App State (Nov. 9, 2019) Passing Touchdowns ..... 2 (4x), vs. Rutgers (Oct. 16, 2021) Long Pass ..... 75 (2x), last vs. Tennessee (Oct. 26, 2019) Rushing Attempts ..... 6, at Nebraska (Oct. 2, 2021) Rushing Yards ..... 15, vs. Rutgers (Oct. 16, 2021) Long Rush ..... 14, vs. Vanderbilt (Nov. 2, 2019) Rushing Touchdowns ..... 1, vs. Charleston Southern (Sept. 7, 2019)									
RB	26		EVAN HULL • 5-11 • 210 • SOPHOMORE										Career Highs									
			• Has 8 of Northwestern's 16 15+ yard rushing touchdowns since 10/5/19 • Has gone over the century mark five times in his career										Rushing Attempts ..... 25, vs. Rutgers (Oct. 16, 2021) Rushing Yards ..... 220, vs. UMass (Nov. 16, 2019) Long Rush ..... 90, vs. Ohio (Sept. 25, 2021) Rushing Touchdown ..... 1, vs. Minnesota (Oct. 30, 2021) Receptions ..... 4, at Duke (Sept. 18, 2021) Receiving Yards ..... 28, at Duke (Sept. 18, 2021) Long Reception ..... 26, at Michigan (Oct. 23, 2021) Kick Returns ..... 2, at Michigan State (Nov. 28, 2020) Kick Return Yards ..... 57, Michigan State (Nov. 28, 2020)									
WR	6		MALIK WASHINGTON • 5-9 • 192 • JUNIOR										Career Highs									
			• Longest career reception vs. Rutgers (64-yard TD) • Missed final four games of 2020 with lower body injury										Receptions ..... 6, at Michigan (Oct. 23, 2021) Receiving Yards ..... 84, vs. Rutgers (Oct. 16, 2021) Long Reception ..... 64, vs. Rutgers (Oct. 16, 2021) Touchdowns ..... 1 (2x), vs. Rutgers (Oct. 16, 2021) Rushes ..... 1 (3x), last vs. Indiana St. (Sept. 11, 2021) Rushing Yards ..... 8, at Purdue (Nov. 14, 2020) Long Rush ..... 8, at Purdue (Nov. 14, 2020) Tackles ..... 1, vs. Minnesota (Nov. 23, 2019)									
OL	73		ETHAN WIEDERKEHR • 6-5 • 295 • JUNIOR										SPECIALISTS									
			• Started at guard in 8 of 9 games last season (DNP vs. MSU) • Moved to tackle in 2021 • Helped NU to 162.8 rushing yards per game in 2020 • Ranked as the No. 1 offensive guard in New York in 2016										 #14 • CHARLIE KUHBANDER FG Attempted: 3 (4x), last vs. Maryland (10/24/20) FG Made: 3 (4x), last vs. Maryland (10/24/20) Long Field Goal: 47 vs. Ohio State (12/19/20) XP Attempted: 6 (2x), last at Illinois (11/25/17) Extra Points Made: 6 (2x), last at Illinois (11/25/17) Points Scored: 13 (2x) last vs. Maryland (10/24/20)									
OL	69		CHARLIE SCHMIDT • 6-4 • 297 • JUNIOR										XPM XPA FGM FGA LONG BLKD PTS 132 134 41 60 47 (2x) 0 255									
			• Played center when Gerak missed Ohio game • Made first college start at Michigan State in 2020 • Has seen action in 19 career games • Did not allow a sack in his final two high school seasons										 #36 • DEREK ADAMS Punts: 11 at Clemson (9/2/17) Long Punt: 77 vs Akron (10/20/18) • Second all-time in NCAA history for punt yards • Tallied 26 punts over 50 yards in last two seasons									
OL	52		SAM GERAK • 6-4 • 295 • SENIOR										2021 STATS									
			• Team captain • Scored in the 98th percentile on MCAT • Missed Ohio game snapped streak of 23 consecutive starts • 2021 Rimington Award semifinalist										No. YDS AVG LG TB LONG I20 50+ 327 13,797 42.1 77 0 55 12 10									
OL	68		JOSH PRIEBE • 6-5 • 295 • SOPHOMORE																			
			• Made first career start in MSU opener ... Missed Duke game • Saw action in eight games as a true first year • 12th-ranked player (2020) in Michigan by 247Sports • AP All-State honors as a senior																			
OL	77		PETER SKORONSKI • 6-4 • 294 • SOPHOMORE																			
			• All-Big Ten second team in 2020 • Started 17 straight games at left tackle • 2021 Outland Trophy Watch List • Highest-graded true rookie in the Big Ten among all positions ('20-PFF)																			



# PLAYER SPOTLIGHT: DEFENSE

DE

99



## ADETOMIWA ADEBAWORE • 6-2 • 265 • JUNIOR

- 4 TFL vs. Rutgers...tied for 2nd most in a game by an NU player
- Has tallied at least a .5 TFL in seven of last 10 games


Stats	UT	AT	TT	SACK	YDS	TFL	YDS	FF-FR	QBH	PBU	INT
	36	16	52	6.ken5	52	11.0	66	2-0	16	4	0

### Career Highs

Tackles	7, vs. Rutgers (Oct. 16, 2021)
Solo Tackles	3, vs. Nebraska (Nov. 7, 2020)
Assisted Tackles	2, at Michigan State (Nov. 28, 2020)
Tackles for Loss	4, vs. Rutgers (Oct. 16, 2021)
Sacks	1.5, vs. Indiana State (Sept. 11, 2021)
Quarterback Hurries	5, vs. Wisconsin (Nov. 21, 2020)
Fumble Recoveries	n/a
Forced Fumbles	1, vs. Rutgers (Oct. 16, 2021)
Pass Breakups	1 (2x), vs. Auburn (Jan. 1, 2020)

DT

96



## TREVOR KENT • 6-6 • 300 • SENIOR

- Only appeared in four games last season due to injury ...missed ISU game
- Career high five tackles at Duke


Stats	UT	AT	TT	SACK	YDS	TFL	YDS	FF-FR	QBH	PBU	INT
	12	19	31	0.5	2	2.0	4	0-1	3	1	0

### Career Highs

Tackles	5, at Duke (Sept. 18, 2021)
Solo Tackles	2 (3x), last vs. Minnesota (Oct. 30, 2021)
Assisted Tackles	2, at Michigan St. (Nov. 28, 2020)
Sacks	0.5, at Purdue (Aug. 30, 2018)
Tackles for Loss	1 (3x), last at Indiana (Nov. 2, 2019)
Fumble Recoveries	1, vs. Wisconsin (Nov. 21, 2020)
Forced Fumbles	n/a
Pass Breakups	1, at Purdue (Aug. 30, 2018)

DT

1



## JOE SPIVAK • 6-0 • 300 • SENIOR

- Awarded the program's No. 1 jersey and voted team captain
- Made career best eight starts in 2020


Stats	UT	AT	TT	SACK	YDS	TFL	YDS	FF-FR	QBH	PBU	INT
	11	17	28	1.5	2	2.0	3	0-0	2	0	0

### Career Highs

Tackles	3 (2x), at Duke (Sept. 18, 2021)
Solo Tackles	2(2x) at Iowa (Oct. 31, 2020)
Assisted Tackles	2 (3x), last at Michigan St. (Nov. 28, 2020)
Sacks	5, vs. UNLV (Sept. 14, 2019)
Tackles for Loss	1, vs. Auburn (Jan. 1, 2021)
Quarterback Hurries	1 vs. Bowling Green (Sept. 16, 2017)
Pass Breakups	n/a

DE

91



## SAMDUP MILLER • 6-3 • 270 • SENIOR

- Opted out of the 2020 season ... Missed ISU/Ohio games... 40 career starts
- Racked up 11 tackles at Duke...second 10-plus tackle game of career


Stats	UT	AT	TT	SACK	YDS	TFL	YDS	FF-FR	QBH	PBU	INT
	74	66	140	9.0	55	20.0	85	1-1	10	5	0

### Career Highs

Tackles	14, vs. Nebraska (Oct. 13, 2018)
Solo Tackles	6, vs. Nebraska (Oct. 13, 2018)
Assisted Tackles	9, at Duke (Sept. 18, 2021)
Sacks	1 (7x), last vs. Rutgers (Oct. 16, 2021)
Tackles for Loss	2, vs. Ohio State (Dec. 1, 2018)
Quarterback Hurries	2, vs. Michigan State (Sept. 29, 2018)
Pass Breakups	1 (3x), last vs. Iowa (Oct. 26, 2019)
Fumble Recoveries	1, vs. Illinois (Nov. 25, 2017)

LB

40



## PETER MCINTYRE • 6-2 • 230 • SENIOR

- 14th NU player since 2000 to record 15 or more tackles in a game (at Duke)
- Made first career start in 2021 opener


Stats	UT	AT	TT	SACK	YDS	TFL	YDS	FF-FR	QBH	PBU	INT
	29	31	60	0.0	0	4.0	8	0-0	0	0	0

### Career Highs

Tackles	15, at Duke (Sept. 18, 2021)
Solo Tackles	4 (2x), vs. Michigan St. (Sept. 3, 2021)
Tackles for Loss	2, at Duke (Sept. 18, 2021)
Sacks	n/a
Fumble Recoveries	n/a
Forced Fumbles	n/a
Quarterback Hurries	n/a
Interception	n/a

LB

32



## BRYCE GALLAGHER • 6-2 • 223 • SOPHOMORE

- Three straight games with 10+ tackles
- Career high 2.5 TFL vs. Rutgers


Stats	UT	AT	TT	SACK	YDS	TFL	YDS	FF-FR	QBH	PBU	INT
	38	32	70	1.0	2	3.5	6	0-0	2	0	0

### Career Highs

Tackles	14, at Michigan (Oct. 23, 2021)
Solo Tackles	9, vs. Minnesota (Oct. 30, 2021)
Tackles for Loss	1 (2x), vs. Minnesota (Oct. 30, 2021)
Sacks	1, vs. Rutgers (Oct. 16, 2021)
Fumble Recoveries	n/a
Forced Fumbles	n/a
Quarterback Hurries	1, vs. Rutgers (Oct. 16, 2021)
Interceptions	n/a

LB

28



## CHRIS BERGIN • 5-11 • 215 • SENIOR

- 2020 semi-finalist for Burlsworth Trophy / Butkus Watch List
- Voted 2021 team captain


Stats	UT	AT	TT	SACK	YDS	TFL	YDS	FF-FR	QBH	PBU	INT
	175	150	325	2.5	21	16.5	53	1-2	6	7	0

### Career Highs

Tackles	19, vs. Minnesota (10/30/21)
Solo Tackles	12, vs. Ohio (Sept. 25, 2021)
Assisted Tackles	7(2x), last at Duke (Sept. 18, 2021)
Tackles for Loss	2.0 at Nebraska (Oct. 5, 2019)
Sack	0.5 (3x), last vs. Michigan St. (Sept. 3, 2021)
Fumble Recovery	(2x), last vs. Utah (Dec. 31, 2018)
Pass Breakup	2, vs. Nebraska (Nov. 7, 2020)
Interception	1 (2x), at Duke (Sept. 18, 2021)
Quarterback Hurry	1 (2x), vs. Auburn (Jan. 1, 2021)

CB

11



## A.J. HAMPTON, JR. • 5-11 • 180 • JUNIOR

- Father, Alonzo, is Asst. Head Coach/Safeties Coach at ULM
- Career-bests in 2020: tackles (26), TFL (2), PD (6)


Stats	UT	AT	TT	SACK	YDS	TFL	YDS	FF-FR	QBH	PBU	INT
	47	18	65	0	0	2.0	5	1-0	0	15	2

### Career Highs

Tackles	8, vs. Ohio State (Dec. 19, 2020)
Solo Tackles	5, vs. Ohio State (Dec. 19, 2020)
Assisted Tackles	3, vs. Ohio State (Dec. 19, 2020)
Pass Breakups	3 (2x), at Duke (Sept. 18, 2021)
Tackles for Loss	1 (2x), vs. Ohio State (Dec. 19, 2020)
Interceptions	1 (2x), last vs. Maryland (Oct. 24, 2020)
Forced Fumbles	vs. Michigan St. (Sept. 3, 2021)

CB

2



## CAMERON MITCHELL • 6-0 • 195 • SOPHOMORE

- Started eight career games
- 2020 B1G title/Citrus Bowl: 10 tackles, 0.5 TFL, 1 INT, 1 PBU


Stats	UT	AT	TT	SACK	YDS	TFL	YDS	FF-FR	QBH	PBU	INT
	29	13	42	0.5	7	0.5	7	1-1	1	9	1

### Career Highs

Tackles	6, vs. Auburn (Jan. 1, 2021)
Solo Tackles	5, vs. Minnesota (Oct. 30, 2021)
Pass Breakups	1, vs. Wisconsin (Nov. 21, 2020)
Tackles for Loss	1, vs. Auburn (Jan. 1, 2021)
Sacks	0.5, vs. Ohio State (Dec. 19, 2020)
Interceptions	1, vs. Ohio State (Dec. 19, 2020)
Forced Fumble	1, vs. Rutgers (Oct. 16, 2021)
Fumble Recovery	1, vs. Rutgers (Oct. 16, 2021)

CB

0



## COCO AZEMA • 5-11 • 185 • SOPHOMORE

- Forced 2 fumbles at Michigan to go with career high 13 tackles
- Rushed for 123 yards vs. Illinois in 2019


Stats	UT	AT	TT	SACK	YDS	TFL	YDS	FF-FR	QBH	PBU	INT
	40	22	62	0	0	0	0	3-1	0	5	1

### Career Highs

Tackles	13, at Michigan (Oct. 23, 2021)
Solo Tackles	6, vs. Ohio (Sept. 25, 2021)
Tackles for Loss	1.5, vs. Rutgers (Oct. 16, 2021)
Interceptions	1, vs. Maryland (Oct. 24, 2020)
Pass Breakups	1 (2x), vs. Minnesota (Oct. 30, 2021)
Forced Fumbles	2, at Michigan (Oct. 23, 2021)
Rushing Yards	123, at Illinois (Nov. 30, 2019)
Long Rush	62, at Illinois (Nov. 30, 2019)

S

16



## BRANDON JOSEPH • 6-1 • 192 • SOPHOMORE

- Second def. player in NU history to be a consensus All-American (Fitzgerald)
- 2020 Big Ten Thompson-Randle El Freshman of the Year

Stats	UT	AT	TT	SACK	YDS	TFL	YDS	FF-FR	QBH	PBU	INT
	72	43	115	1	10	2.0	11	0-1	0	11	8

### Career Highs

Tackles	12, at Michigan (Oct. 23, 2021)
Solo Tackles	7, vs. Michigan St. (Sept. 3, 2021)
Assisted Tackles	8, at Michigan St. (Nov. 28, 2020)
Tackles for Loss	1 (2x), at Michigan (Oct. 23, 2021)
Interceptions	2 vs. Iowa (Oct. 31, 2020)
Pass Breakups	2, vs. Rutgers (Oct. 16, 2021)
QB Hurry	1, vs. Ohio State (Dec. 19, 2020)
Fumble Recovery	1, at Duke (Sept. 18, 2021)

## CAREER HIGHS

## #0 • COCO AZEMA • DB

Tackles: 13, at Michigan (Oct. 23, 2021)  
Solo Tackle: 6 vs. Ohio (Sept. 25, 2021)  
Tackles For Loss: 1.5, vs. Rutgers (Oct. 16, 2021)  
Assisted Tackle: 1 (3x), last vs. Wisconsin (Nov. 21, 2020)  
Pass Break Ups: 1 (2x), vs. Michigan State (Sept. 3, 2021)  
Interceptions: 1 vs. Maryland (Oct. 24, 2020)  
Rushing Attempts: 7 at Illinois (Nov. 30, 2019)  
Rushing Yards: 123 at Illinois (Nov. 30, 2019)  
Rushing Touchdown: 1 at Illinois (Nov. 30, 2019)  
Long Rush: 62 at Illinois (Nov. 30, 2019)

## #2 • JORDAN MOSLEY • WR

Receptions: 1, at Michigan (Oct. 23, 2021)  
Receiving Yards: 7, at Michigan (Oct. 23, 2021)  
Long Reception: 7, at Michigan (Oct. 23, 2021)

## #3 • JJ JEFFERSON • WR

Receptions: 4 (2x), last at Nebraska (Oct. 5, 2019)  
Receiving Yards: 68 at Minnesota (Nov. 17, 2018)  
Long Reception: 68 at Minnesota (Nov. 17, 2018)  
Touchdowns: 1 (4x), last at Wisconsin (Sept. 28, 2019)  
Rushes: 1 at Rutgers (Oct. 20, 2018)  
Punt Returns: 3 at Wisconsin (Sept. 28, 2019)  
Punt Return Yards: 20 at Wisconsin (Sept. 28, 2019)  
Long Punt Return: 19 vs. Michigan State (Sept. 21, 2019)

## #4 • BERKELEY HOLMAN • WR

Receptions: 3 at Wisconsin (Sept. 28, 2019)  
Receiving Yards: 53 vs. Purdue (Nov. 9, 2019)  
Long Reception: 33 vs. Purdue (Nov. 9, 2019)  
Receiving Touchdown: 1, vs. Minnesota (Oct. 30, 2021)  
Rushes: 1 (3x), last vs. UMass (Nov. 16, 2019)  
Rushing Yards: 10 at Minnesota (Nov. 17, 2018)  
Long Rush: 10 at Minnesota (Nov. 17, 2018)  
Long Kick Return: 21, vs. Minnesota (Oct. 30, 2021)

## #7 • ANDREW MARTY • QB

Pass Attempts: 16 (2x), vs. Minnesota (Oct. 30, 2021)  
Completions: 11, at Duke (Sept. 18, 2021)  
Passing Yards: 151, at Duke (Sept. 18, 2021)  
Passing Touchdowns: 2 (2x), vs. Minnesota (Oct. 30, 2021)  
Long Pass: 40 (2x), last at Duke (Sept. 18, 2021)  
Rushing Attempts: 30, at Illinois (Nov. 30, 2019)  
Rushing Yards: 111, at Illinois (Nov. 30, 2019)  
Long Rush: 25, at Duke (Sept. 18, 2021)  
Rushing Touchdowns: 2 (2x), last at Illinois (Nov. 30, 2019)  
Receptions: 1, at Michigan State (Nov. 28, 2020)  
Receiving Yards: 12, at Michigan State (Nov. 28, 2020)

## #8 • WAYNE DENNIS, JR. • WR

Receptions: 1 (3x), vs. Minnesota (Oct. 30, 2021)  
Receiving Yards: 23, vs. Auburn (Jan. 1, 2021)  
Long Reception: 23 vs. Auburn (Jan. 1, 2021)

## #8 • TE-RAH EDWARDS • DL

Tackles: 1 (2x), vs. Indiana State (Sept. 11, 2021)  
Solo Tackles: 1, vs. Illinois (Dec. 12, 2020)

## #9 • CARL RICHARDSON • QB

Rushing Attempts: 1, at Michigan (Oct. 23, 2021)  
Rushing Yards: 2, vs. Ohio (Sept. 2021)  
Long Rush: 2, vs. Ohio (Sept. 25, 2021)  
Total Passes: 3, at Michigan (Oct. 23, 2021)  
Completed Passes: 2, at Michigan (Oct. 23, 2021)  
Pass Yards: 19, at Michigan (Oct. 23, 2021)  
Longest Pass: 12, at Michigan (Oct. 23, 2021)

## #13 • GARNETT HOLLIS, JR. • DB

Tackles: 1 (2x), at Nebraska (Oct. 2, 2021)

## #15 • HUNTER JOHNSON • QB

Pass Attempts: 43, vs. Michigan St. (Sept. 3, 2021)  
Completions: 30, vs. Michigan St. (Sept. 3, 2021)  
Passing Yards: 283, vs. Michigan St. (Sept. 3, 2021)  
Passing Touchdowns: 3, vs. Michigan St. (Sept. 3, 2021)  
Long Pass: 78, vs. The Citadel (Nov. 18, 2017)  
Rushing Attempts: 11 (4x), last vs. Michigan St. (Sept. 3, 2021)  
Rushing Yards: 55, vs. UNLV (Sept. 14, 2019)  
Lon Rush: 25, at Wisconsin (Sept. 28, 2019)  
Rushing Touchdowns: 1, vs. UNLV (Sept.. 14, 2019)

## #18 • GENSON HOOPER PRICE • WR

Receptions: 1 (2x), at Michigan (Oct. 23, 2021)  
Receiving Yards: 8, at Nebraska (Oct. 2, 2021)  
Longest Reception: 8, at Nebraska (Oct. 2, 2021)

## #19 • JACOB GILL • WR

Receptions: 2, at Duke (Sept. 18, 2021)  
Receiving Yards: 34, at Duke (Sept. 18, 2021)  
Long Reception: 24, at Duke (Sept. 18, 2021)

## #22 • BRYCE JACKSON • DB

Tackles: 6 at Illinois (Nov. 30, 2019)  
Interception: 1, vs. Ohio (Sept. 25, 2021)  
Solo Tackles: 4, vs. Michigan State (Sept. 3, 2021)  
Assisted Tackles: 3 (2x) at Duke (Sept. 18, 2021)  
Pass Breakup: 1 vs. Michigan State (Sept. 21, 2019)

## #22 • CONNOR NEWHOUSE • RB

Rushing Attempts: 1, vs. Ohio (Sept. 25, 2021)  
Rushing Yards: 25, vs. Ohio (Sept. 25, 2021)  
Long Rush: 25, vs. Ohio (Sept. 25, 2021)

## #23 • DONOVAN SERMONS • DB

Tackles: 1 (2x) vs. Auburn (Jan. 1, 2021)

## #23 • RAYMOND NIRO III • WR

Receptions: 2 (2x), vs. Michigan State (Sept. 3, 2021)  
Receiving Yards: 17, vs. Auburn (Jan. 1, 2021)  
Long Reception: 9 vs. Auburn (Jan. 1, 2021)  
Rushing Attempts: 7 vs. UMass (Nov. 16, 2019)  
Rushing Yards: 56 at Illinois (Nov. 30, 2019)  
Long Rush: 11 vs. UMass (Nov. 16, 2019)  
Rushing Touchdown: 1 vs. UMass (Nov. 16, 2019)  
Tackles: 4, at Michigan (Oct. 23, 2021)  
Solo Tackle: 1 (2x), last vs. Ohio State (Oct. 18, 2019)  
Fumble Recovery: 1 at Wisconsin (Sept. 28, 2019)  
Longest Punt Return: 36, vs. Indiana St. (Sept. 11, 2021)  
Longest Kick Return: 18, at Nebraska (Oct. 2, 2021)

## #24 • ROD HEARD II • DB

Tackles: 8, at Duke (Sept. 18, 2021)  
Solo Tackles: 6, at Duke (Sept. 18, 2021)  
Pass Breakups: 2, vs. Maryland (Oct. 24, 2020)  
Forced Fumbles: 2, at Duke (Sept. 18, 2021)

## #25 • JAHEEM JOSEPH • DB

Tackles: 1 (3x), at Nebraska (Oct. 2, 2021)

## #27 • ANTHONY TYUS III • RB

Rushing Attempts: 11, vs. Ohio (Sept. 25, 2021)  
Rushing Yards: 71, vs. Indiana St. (Sept. 11, 2021)  
Long Rush: 16, vs. Indiana St. (Sept. 11, 2021)  
Receptions: 2 vs. Michigan State (Sept. 3, 2021)  
Receiving Yards: 12, at Michigan (Oct. 23, 2021)  
Long Reception: 12, at Michigan (Oct. 23, 2021)  
Touchdowns: 1, vs. Ohio (Sept. 25, 2021)

## #29 • MARCUS CISCO • RB

Rushes: 3 (3x), at Michigan (Oct. 23, 2021)  
Rushing Yards: 25 at Michigan (Oct. 23, 2021)  
Long Rush: 16, at Michigan (Oct. 23, 2021)

## #31 • JAKE ARTHURS • RB

Rushes: 2 (2x), at Michigan (Oct. 23, 2021)  
Rushing Yards: 2, vs. Ohio (Sept. 25, 2021)  
Rushing Touchdown: 1, vs. Ohio (Sept. 25, 2021)

## #33 • MICHAEL JANSEY, JR. • LB

Tackles: 1, vs. Indiana State (Sept. 11, 2021)

## #34 • XANDER MUELLER • LB

Tackles: 2 (3x), last at Michigan (Oct. 23, 2021)  
Sacks: .5, vs. Ohio (Sept. 25, 2021)  
Tackles for Loss: .5, vs. Ohio (Sept. 25, 2021)

## #38 • JOE DeHAAN • DB

Tackles: 3 vs. Maryland (Oct. 24, 2020)

## #44 • KHAALID JONES • LB

Tackles: 3, vs. Ohio (Sept. 25, 2021)

## #46 • DEVIN O'ROURKE • DE

Tackles: 1 (3x), vs. Auburn (Jan. 1, 2021)  
Solo Tackles: 1 vs. Akron (Sept. 15, 2018)  
Quarterback Hurry: 1, vs. Illinois (Dec. 12, 2020)

## #47 • TROY HUDETZ • LB

Tackles: 4, at Nebraska (Oct. 2, 2021)

## #52 • JORDAN BUTLER • DL

Tackles: 2 vs. Maryland (Oct. 24, 2020)  
Tackles for Loss: 1, vs. Auburn (Jan. 1, 2021)  
Forced Fumble: 1, vs. Auburn (Jan. 1, 2021)

## #54 • JEREMY MEISER • DL

Sacks: 1 (4x), vs. Rutgers (Oct. 16, 2021)  
Tackles: 7, at Michigan (Oct. 23, 2021)  
Tackles for Loss: 2, at Duke (Sept. 18, 2021)

## #58 • WYATT BLAKE • DL

Tackles: 1 (3x), vs. Auburn (Jan. 1, 2021)  
Assisted Tackles: 1, vs. Auburn (Jan. 1, 2021)

## #80 • TREY PUGH - TE

Receptions: 4, vs. Michigan State (Sept. 3, 2021)  
Receiving Yards: 25, vs. Ohio State (Dec. 1, 2018)  
Long Reception: 15, vs. Ohio State (Dec. 1, 2018)  
Receiving Touchdowns: 2, vs. Michigan State (Sept. 3, 2021)

## #88 • MARSHALL LANG - TE

Receptions: 2, at Duke (Sept. 18, 2021)  
Receiving Yards: 24, at Duke (Sept. 18, 2021)  
Long Reception: 20, at Duke (Sept. 18, 2021)  
Receiving Touchdowns: 1 (2x), vs. Rutgers 0Oct. 16, 2021

## #90 • JAKE GENYK • P

Punts: 2, at Nebraska (Oct. 2, 2021)  
Longest Punt: 40, at Nebraska (Oct. 2, 2021)  
Punts Inside 20: 1, at Nebraska (Oct. 2, 2021)

## #97 • SEAN McLAUGHLIN • DL

Tackles: 2, vs. Ohio (Sept. 25, 2021)  
Fumble Recovery: 1, vs. Michigan State (Sept. 3, 2021)  
Sacks: .5, vs. Ohio (Sept. 25, 2021)

## NORTHWESTERN RECORD WHEN

	2021	Fitz Career
When playing at home	3-2	60-44
When playing on road	0-3	43-35
When playing at a neutral site	0-0	6-7
When playing on grass	3-3	82-57
When playing on artificial surface	0-2	27-29
When scoring first	3-0	69-23
When opponent scores first	0-5	40-63
When leading after first quarter	3-0	63-20
When trailing after first quarter	0-45	27-52
When tied after first quarter	0-0	20-14
When leading at halftime	3-0	81-21
When trailing at halftime	0-5	20-56
When tied at halftime	0-0	7-9
When leading after three quarters	3-0	89-17
When trailing after three quarters	0-5	14-66
When tied after three quarters	0-0	6-5
When NU has more/equal rushing yards	3-0	82-22
When opponent has more rushing yards	0-5	27-63
When NU has more/equal passing yards	2-1	53-35
When opponent has more passing yards	1-4	56-50
When NU has more/equal total yards	3-0	78-24
When opponent has more total yards	0-5	31-64
When NU has more first downs	3-0	72-30
When opponent has more first downs	0-5	28-53
When first downs are equal	0-0	9-3
When NU forces more turnovers	2-1	66-19
When opponent forces more turnovers	1-3	22-52
When turnovers are equal	0-1	21-14
In games decided by three points or fewer	0-0	19-14
In games decided by seven points or fewer	0-0	38-22
In overtime games	0-0	7-5

## CAREER STARTS

	2021	Career
Samdup Miller, Defensive Lineman	6	41
Chris Bergin, Linebacker	8	33
Stephon Robinson, Jr., Wide Receiver	7	32
Sam Gerak, Offensive Line	8	27
Jeremy Meiser, Defensive Lineman	7	27
Trent Carrington, Defensive Back	-	25
Adetomiwa Adebawore, Defensive Lineman	8	21
Charlie Mangieri, Tight End	8	19
Ethan Wiederkehr, Offensive Lineman	8	19
Peter Skoronski, Offensive Lineman	8	17
Brandon Joseph, Safety	8	17
Andrew Clair, Running Back	-	15
Ryan Hilinski, Quarterback	5	16
Joe Spivak, Defensive Lineman	5	13
Trevor Kent, Defensive Line	4	10
Jeffery Pooler, Jr., Defensive Lineman	2	9
Hunter Johnson, Quarterback	3	8
A.J. Hampton, Cornerback	5	9
Evan Hull, Running Back	7	9
Charlie Schmidt, Offensive Lineman	8	9
Cam Mitchell, Defensive Back	8	9
Peter McIntyre, Linebacker	8	8
Josh Priebe, Offensive Line	7	7
Bryce Gallagher, Linebacker	6	6
Malik Washington, Wide Receiver	6	56
Rod Heard II, Defensive Back	3	5
Bryce Kirtz, Wide Receiver	5	5
Coco Azema	5	5
Bryce Jackson, Defensive Back	3	3
Trey Pugh, Tight End	-	3
Marshall Lang, Tight End	3	3
Conrad Rowley, Offensive Line	3	3
Khalid Jones, Linebacker	2	2
Cam Porter, Running Back	-	2
Andrew Marty, Quarterback	-	1
Jason Gold, Jr., Defensive Lineman	-	1
Anthony Tyus III, Running Back	1	1
JJ Jefferson	2	2
Genson Hooper-Price	1	1



## LAST TIME IT HAPPENED

### NORTHWESTERN WILDCATS

Scored 60+ Points  
 Scored 50-59 Points  
 Scored 40-49 Points  
 Rushed for 200-299 yards  
 Rushed for 300-399 yards  
 Rushed for 400+ yards  
 Passed for 400+ yards  
 Had 500-599 yards of total offense  
 Had 600+ yards of total offense  
 Won a game on final play (regulation)  
 Recorded a safety  
 Recorded a shutout  
 Played No. 1-ranked team  
 Beat No. 1-ranked team  
 Beat a Top-10 team  
 Beat a ranked team  
 Beat two ranked teams in a row

Ranked by AP (media)  
 Ranked by USA Today (coaches)  
 Ranked in College Football Playoff  
 Ranked No. 1 by AP  
 Sellout at home  
 Had consecutive sellouts

NU 61, Illinois 23 (11-18-00)  
 NU 54, Michigan State 40 (10-15-16)  
 NU 43, Maryland 3 (10-24-20)  
 209 vs. Indiana State (9-11-21)  
 373 vs. Ohio (9-25-21)  
 411 vs. Illinois (12-12-20)  
 455 vs. Nebraska (10-13-18)  
 537 vs. Maryland (10-24-20)  
 678 vs. Bowling Green (9-16-17)  
 vs. Michigan State, 47-yd FG (9-29-01)  
 vs. Minnesota (11-23-19)  
 NU 39, Minnesota 0 (11-18-17)  
 #1 Ohio State 54, NU 10 (11-11-06)  
 #3 NU 6, #1 Minnesota 0 (10-31-1936)  
 NU 17, #10 Wisconsin 7 (11-21-20)  
 NU 17, #10 Wisconsin 7 (11-21-20)  
 NU 47, #7 Wisconsin 44 (9-23-00)  
 NU 37, #18 Michigan State 17 (9-30-00)  
 No. 10 (Jan. 12, 2021)  
 No. 10 (Jan. 12, 2021)  
 No. 14 (Dec. 20)  
 1962  
 47,330, vs. Notre Dame (11-3-18)  
 Four straight from Sept. 29-Nov. 3, 2018  
 (vs. Michigan, vs. Nebraska, vs. Wisconsin, vs. Notre Dame)

### OPPONENTS

Wisconsin 70, NU 23 (11-27-10)  
 Nebraska 56, NU 7 (10-2-21)  
 Minnesota - 41 (10/30/21)  
 Minnesota - 294 (10-23-21)  
 Minnesota - 308 (10-30-21)  
 Nebraska - 427 (10-2-21)  
 Michigan State - 445 (10-28-17)  
 Duke - 558 (9-18-21)  
 Nebraska - 657 (10-2-21)  
 Nebraska, 49-yard pass (11-2-13)  
 Rutgers (10-20-18)  
 #20 Iowa 20, NU 0 (10-26-19)  
 Wisconsin 37, #1 NU 6 (11-10-62)  
 Wisconsin 37, #1 NU 6 (11-10-62)

## INDIVIDUALS

Returned kickoff for a TD  
 Returned punt for a TD  
 Returned INT for a TD  
 Returned fumble for TD  
 Blocked an extra point  
 Blocked a FG attempt  
 Blocked a punt  
 Rushed for 3 or more TDs  
 Rushed for 100 yards  
 Two players rushed for 100 yards

Rushed for 200 yards  
 Rushed for 300 yards  
 Completed 20-29 passes  
 Completed 30+ passes  
 Passed for 3+ TDs  
 Passed for 300-399 yards  
 Passed for 400-499 yards  
 Passed for 500+ yards  
 Scored 3 TDs in a game  
 Scored 4+ TDs in a game  
 2-point conversion  
 Caught 10+ passes  
 100-199 yards receiving  
 200+ yards receiving  
 Two players 100 receiving yards

Score 2 TDs Receiving

Scored 3+ TDs receiving  
 Kicked 3 FGs in one game  
 Kicked 4 FGs in one game  
 Kicked 5 FGs in one game  
 Kicked a 50-yard FG  
 Kicked a 70-79 yard punt  
 Kicked an 80-89-yard punt  
 Intercepted 2 passes  
 Intercepted 3 passes  
 Recovered two fumbles  
 Recorded 100+ kickoff return yards  
 Recorded 100+ punt return yards  
 Recorded 20+ tackles

Solmon Vault (95) at Michigan State (10-15-16)  
 Tony Jones (64) at Purdue (11-22-14)  
 Kyle Queiro (26) vs. Kentucky (12/29/17)  
 Jared McGee (82) vs. Utah (12-31-18)  
 Dean Lowry vs. Ball State (9-26-15)  
 Joe Gaziano vs. UMass (11-16-19)  
 Cameron Ruiz vs. Notre Dame (11-3-18)  
 Evan Hull (4) vs. UMass (11-16-19)  
 Evan Hull (107) vs. Minnesota (10-30-21)  
 Evan Hull (149) vs. Illinois (12-12-20)  
 Cam Porter (142) vs. Illinois (12-12-20)  
 Evan Hull (216) vs. Ohio (9-25-21)  
 Mike Adamle (316), vs. Wisconsin (1969)  
 Ryan Hilinski (25), vs. Nebraska (10-2-21)  
 Hunter Johnson (30), vs. Michigan State (9-3-21)  
 Hunter Johnson (3), vs. Michigan State (9-3-21)  
 Clayton Thorson (373) at Michigan State (10-6-18)  
 Clayton Thorson (455) vs. Nebraska (10-13-18)  
 Mike Kafka (532) vs. Auburn (1-1-10)  
 Ramaud Chiaokhiao-Bowman (3c) at Purdue (11-14-20)  
 Peyton Ramsey (3 passing, 1 throwing) vs. Auburn (1-1-21)  
 Stephon Robinson, Jr. Rush vs. Ohio (9-25-21)  
 Nagel Flynn (12) vs. Nebraska (10-13-18)  
 Stephon Robinson, Jr (115) vs. Rutgers (10-16-21)  
 Flynn Nagel (220) vs. Nebraska (10-13-18)  
 Christian Jones (182) at Illinois (11-30-13)  
 Rashad Lawrence (112) at Illinois (11-30-13)  
 Trey Pugh (2) vs. Michigan State (9-3-21)

Ramaud Chiaokhiao-Bowman (3) at Purdue (11-14-20)  
 Charlie Kuhbander (3) vs. Maryland (10-24-20)  
 Jack Mitchell (4) at Notre Dame (11-15-14)  
 Jeff Budziny (5) vs. Boston College (9-5-12)  
 David Wasielewski (51) at Air Force (8-31-02)  
 Jake Collins (70) vs. Rutgers (10-21-18)  
 Hunter Niswander (80) vs. Iowa (10-21-17)  
 Brandon Joseph vs. Wisconsin (11-21-20)  
 Godwin Igwebuike (3) vs. Wisconsin (10-14-14)  
 Jimmy Hall (2) at Notre Dame (11-15-14)  
 Riley Lees (106) vs. Minnesota (11-23-19)  
 Brandon Joseph vs. Indiana State (9-11-21)  
 Tim McGarigle (21, 11-10) vs. Michigan (10-29-05)

Jehu Chesson (96), Michigan (10-10-15)  
 Ben Niemann (1), Iowa (11-1-14)  
 Noah Burns (68), Wisconsin (9-28-19)  
 Matt Henningsen, Wisconsin (9-28-19)  
 Andrew Stelter, Minnesota (11-18-17)  
 Mike McGlinchey, Notre Dame (11-15-14)  
 R.J.. Moten, Michigan (10-23-21)  
 Adrian Martinez (3), Nebraska (10-2-21)  
 Jaquez Yant (127), Nebraska (10-2-21)  
 Mar'Keise Irving (110), Minnesota (10-30-21)  
 Ky Thomas (108), Minnesota (10-30-21)  
 Kenneth Walker III (264), Michigan State (9-3-21)  
 Trey Sermon (331), Ohio State (12-19-20)  
 Cade McNamara (20), Michigan (10-2-21)  
 Gunnar Holmberg (31), Duke (9-18-21)  
 Tanner Morgan (4), Minnesota (11-23-19)  
 Gunnar Holmberg (314), Duke (9-18-21)  
 Brian Lewerke (445), Michigan State (10-28-17)  
 -  
 Adrian Martinez (3r), Nebraska (10-2-21)  
 Kenneth Walker III (4), Michigan State (9-3-21)  
 Adrian Martinez (rush), Nebraska (10-13-18)  
 David Bell (14), Purdue (11-9-19)  
 Samori Toure (108), Nebraska (10-2-21)  
 D.J. Moore (210), Maryland (10-14-17)  
 Malik Turner (164), Illinois (11-26-16)  
 Justin Hardee (125), Illinois (11-26-16)  
 Chris Olave, Ohio State (10-18-19)

Rashod Bateman (3), Minnesota (11-23-19)  
 Blake Haubeil (3), Ohio St. (12-19-20)  
 Brendan Gibbons (4), Michigan (11-16-13)  
 -  
 Charlie Ham (50), Duke (9-18-21)  
 Adam Korsak (79), Rutgers (10-20-18)  
 William Przystup (84), Nebraska (10-2-21)  
 Shakur Brown, Michigan St. (11-28-20)  
 Mike Rose (3), Purdue (9-27-97)  
 Marc Jackson (2), Illinois (11-23-02)  
 Demetrius Douglas (104), Minnesota (11-17-18)  
 Chad Owens (104), Hawaii (11-27-04)  
 Blake Cashman (8-12), Minnesota (11-17-18)

## PLAYERS OF THE WEEK

<b>Game</b>	<b>Offensive</b>	<b>Off. Big Playmaker</b>	<b>Off. Practice</b>
Michigan State	Peter Skoronski	Trey Pugh	Calvin Johnson II
Indiana State	Evan Hull	N/A	Marcus Cisco
Duke	Andrew Marty	Evan Hull	Jake Arthurs
Ohio	Evan Hull	Stephon Robinson, Jr.	Jake Arthurs
Rutgers	Stephon Robinson, Jr.	Malik Washington	Carmine Bastone
Michigan	Peter Skoronski	Evan Hull	Lawson Albright
Minnesota	Evan Hull	N/A	Jack Kennedy

<b>Game</b>	<b>Defensive</b>	<b>Def. Big Playmaker</b>	<b>Def. Practice</b>
Michigan State	N/A	N/A	Trent Carrington
Indiana State	Adetomiwa Adebawore	Adetomiwa Adebawore	Michael Jansey, Jr.
Duke	N/A	Rod Heard II	PJ Spencer
Ohio	Jeremy Meiser	Adetomiwa Adebawore	Grayson Metz
Rutgers	Bryce Gallagher	Adetomiwa Adebawore	Jordan Butler
Michigan	Chris Bergin	Coco Azema	Theran Johnson
Minnesota	Chris Bergin	Coco Azema	Aidan Hubbard

<b>Game</b>	<b>Special Teams</b>	<b>Practice Player of the Week</b>
Michigan State	Troy Hudetz	Mc Uihlein
Indiana State	Raymond Niro III	Lawson Albright
Duke	Derek Adams	Jack Moses
Ohio	Troy Hudetz	Mac Uihlein
Rutgers	Raymond Niro III	Theran Johnson
Michigan	Raymond Niro III	Calvin Johnson
Minnesota	Peter Snodgrass	Jo DeHaan

## STARTING LINEUPS

## OFFENSE

Opponent	LT	LG	C	RG	RT	QB	WR	WR	WR	TE	RB
Michigan St.	Skoronski	Priebe	Gerak	Schmidt	Wiederkehr	Johnson	Kirtz	Washington	Robinson, Jr.	Mangieri	Tyus III
Indiana St.	Skoronski	Priebe	Gerak	Schmidt	Wiederkehr	Johnson	Kirtz	Washington	Robinson, Jr.	Mangieri	Hull
Duke	Skoronski	Rowley	Gerak	Schmidt	Wiederkehr	Johnson	Kirtz	Lang (TE)	Robinson, Jr.	Mangieri	Hull
Ohio	Skoronski	Priebe	Schmidt	Rowley	Wiederkehr	Hilinski	Kirtz	Lang (TE)	Robinson, Jr.	Mangieri	Hull
Nebraska	Skoronski	Priebe	Gerak	Schmidt	Wiederkehr	Hilinski	Kirtz	Washington	Robinson, Jr.	Mangieri	Hull
Rutgers	Skoronski	Priebe	Gerak	Schmidt	Wiederkehr	Hilinski	Lang (TE)	Washington	Robinson, Jr.	Mangieri	Hull
Michigan	Skoronski	Priebe	Gerak	Schmidt	Wiederkehr	Hilinski	JJ Jefferson	Washington	Robinson, Jr.	Mangieri	Hull
Minnesota	Skoronski	Priebe	Gerak	Schmidt	Wiederkehr	Hilinski	JJ Jefferson	Washington	Hooper-Price	Mangieri	Hull

## DEFENSE

Opponent	DE	DT	DT	DE	LB	LB	LB	CB	S	S	CB
Michigan St.	Miller	Spivak	Kent	Adebawore	McIntyre	Jones	Bergin	Mitchell	Joseph	Jackson	Heard II
Indiana St.	Pooler, Jr.	Spivak	Meiser	Adebawore	McIntyre	Jones	Bergin	Mitchell	Joseph	Jackson	Heard II
Duke	Miller	Spivak	Meiser	Adebawore	McIntyre	Gallagher	Bergin	Mitchell	Joseph	Jackson	Heard II
Ohio	Pooler, Jr.	Spivak	Meiser	Adebawore	McIntyre	Gallagher	Bergin	Mitchell	Joseph	Azema	Hampton
Nebraska	Miller	Spivak	Meiser	Adebawore	McIntyre	Gallagher	Bergin	Mitchell	Joseph	Azema	Hampton
Rutgers	Miller	Kent	Meiser	Adebawore	McIntyre	Gallagher	Bergin	Mitchell	Joseph	Azema	Hampton
Michigan	Miller	Kent	Meiser	Adebawore	McIntyre	Gallagher	Bergin	Mitchell	Joseph	Azema	Hampton
Minnesota	Miller	Kent	Meiser	Adebawore	McIntyre	Gallagher	Bergin	Mitchell	Joseph	Azema	Hampton

## AWARDS

## BRANDON JOSEPH – SAFETY

- AP First Team Preseason All-America
- Walter Camp Award Watch List
- Bronko Nagurski Trophy Watch List
- Chuck Bednarik Award Watch List
- Thorpe Award Watch List
- Walter Camp Preseason All-American (First Team)
- Athlon Sports Preseason All-American (First Team)
- PFF Preseason All-American (First Team)
- Phil Steele Preseason All-American (First Team)
- PFF Preseason All-Big Ten (First Team)
- Phil Steele Preseason All-Big Ten (First Team)

## PETER SKORONSKI – OFFENSIVE LINE

- Outland Trophy Watch List
- Athlon Sports Preseason All-American (Fourth Team)
- PFF Preseason All-American (Third Team)
- PFF Preseason All-Big Ten (First Team)
- Phil Steele Preseason All-Big Ten (Second Team)

## CAMERON MITCHELL – DEFENSIVE BACK

- PFF Preseason All-Big Ten (Second Team)

## CHRIS BERGIN – LINEBACKER

- PFF Preseason All-Big Ten (Third Team)
- Phil Steele Preseason All-Big Ten (Second Team)
- Butkus Award Watch List

## AJ HAMPTON JR. – DEFENSIVE BACK

- PFF Preseason All-Big Ten (Third Team)

## CHARLIE KUH BANDER – KICKER

- PFF Preseason All-Big Ten (Third Team)
- Phil Steele Preseason All-Big Ten (Third Team)

## JEREMY MEISER – DEFENSIVE LINE

- PFF Preseason All-Big Ten (Second Team)

## CAM PORTER – RUNNING BACK

- Doak Walker Award Watch List
- Phil Steele Preseason All-Big Ten (Fourth Team)

## SAMDUP MILLER – DEFENSIVE LINE

- Phil Steele Preseason All-Big Ten (Third Team)

## BRYCE GALLAGHER – LINEBACKER

- Phil Steele Preseason All-Big Ten (Fourth Team)

## SAM GERAK - CENTER

- Rimgton Award Watch List

## JOE SPIVAK - DEFENSIVE LINE/FULLBACK

- Goodworks Team
- Wuerffel Trophy Watch List

## RYAN HILINSKI - QUARTERBACK

- Wuerffel Trophy Watch List

## STEPHON ROBINSON, JR. - WIDE RECEIVER

- Paul Hornung Award Watch List

## CHARLIE MANGIERI - TIGHT END

- Mackey Award Watch List

## EVAN HULL - RUNNING BACK

- Big Ten Offensive Player of the Week (Sept. 27)



## DAN AND SUSAN JONES FAMILY HEAD FOOTBALL COACH

Year	Overall	.PCT	Big Ten	.PCT	Postseason
2006	4-8	.333	2-6	.250	-
2007	6-6	.500	3-5	.375	-
2008	9-4	.692	5-3	.625	Valero Alamo Bowl
2009	8-5	.615	5-3	.625	Outback Bowl
2010	7-6	.538	3-5	.375	TicketCity Bowl
2011	6-7	.667	3-5	.375	Meineke Car Care Bowl
2012	10-3	.769	5-3	.625	TaxSlayer.Com Gator Bowl Champions
2013	5-7	.416	1-7	.125	-
2014	5-7	.416	3-5	.375	-
2015	10-3	.769	6-2	.750	Outback Bowl
2016	7-6	.538	5-4	.556	Pinstripe Bowl Champions
2017	10-3	.727	7-2	.750	Music City Bowl Champions
2018	9-5	.645	8-1	.889	Holiday Bowl Champions
2019	3-9	.250	1-8	.111	-
2020	7-2	.777	6-1	.857	Citrus Bowl Champions
2021	3-5	.428	1-4	.250	-
<b>Total</b>	<b>109-86</b>	<b>.558</b>	<b>64-64</b>	<b>.500</b>	<b>10 Bowl Games</b>

Year	School	Position
2006-	Northwestern	Head Coach
2004-05	Northwestern	Linebackers/Recruiting Coordinator
2002-03	Northwestern	Linebackers
2001	Northwestern	Defensive Backs
2000	Idaho	Linebackers/Special Teams
1999	Colorado	Defensive Graduate Assistant

Already the second-longest tenured Big Ten head coach at the age of 45, Pat Fitzgerald's 15 seasons at the helm of Northwestern have been spent building upon the tradition he helped establish as a Hall-of-Fame linebacker for the Wildcats in the mid-1990's. Characterized by his motivational skills, enthusiasm and passion for all things Northwestern, Fitzgerald has shaped Chicago's Big Ten Team into one that consistently achieves excellence in all three phases of the student-athlete experience: academics, athletics and community outreach.

Fitzgerald has built the Wildcats' program into a consistent winner. Northwestern has claimed two of the three last Big Ten West Division titles, making Northwestern one of four Big Ten teams to make multiple appearances in the Big Ten Conference Championship game. Fitzgerald was named the 2020 Dodd Trophy national coach of the year in December and is currently serving as the president of the American Football Coaches Association.

Northwestern fans saw history made in the spring of 2021 as the Wildcats had pair of first round selections in the NFL Draft with Rashawn Slater going 13th overall to the Los Angeles Chargers and Greg Newsome II taken at pick No. 26 by the Cleveland Browns. It was the first time in program history NU had multiple players drafted in the first round.

Fitzgerald has led the Wildcats to 10 bowl appearances in his 15 seasons and has guided the 'Cats to five of their six bowl wins in program history. Most recently in postseason play, Chicago's Big Ten Team routed Auburn, 35-19, in the 2021 Citrus Bowl. It was the program's fourth straight bowl victory and led the Wildcats to a No. 10 ranking in the final AP Poll, its highest finish since the 1995 season.

Away from the gridiron, Fitzgerald's players have achieved at the highest levels in the classroom, last fall placing a program-record 69 players on the Academic All-Big Ten team in 2020. Northwestern has posted the highest Graduation Success Rate (GSR) among FBS programs for four consecutive years and have ranked in the top-two for GSR among FBS schools for 10 consecutive years.

NU also goes to great lengths to make a difference in the community. Fitzgerald, his family and his players partake in countless charitable events, impacting the NU and Evanston communities through their participation in Northwestern Dance Marathon, Special Olympics, Misericordia, the NU chapter of Uplifting Athletes, weekly school and children's hospital visits, and dozens of other organizations. Fitzgerald was named the honorary coach of the 2017 Allstate AFCA Good Works Team.

As a player in 1995, Fitzgerald was the leader of a suffocating Wildcats defensive unit that led the nation in scoring defense and anchored NU's storybook run to the Big Ten championship and Rose Bowl. He capped the year by winning both the Nagurski and Bednarik Awards as the nation's top defensive player and also was the Big Ten, Chevrolet and Sports Illustrated-Defensive Player of the Year. Fitzgerald accomplished all of this despite suffering a broken leg in the penultimate regular-season game.

A graduate of Orland Park's (Ill.) Carl Sandburg High School and a 2003 inductee to the Northwestern Athletics Hall of Fame, Fitzgerald resides in Northfield with his wife, Stacy, and three sons, Jack, born in November 2004, Ryan, born in September 2006, and Brendan, born in February 2009.

51



- 2008 College Football Hall of Fame Class
- 1995 & 1996 Bednarik Award Winner
- 1995 & 1996 Nagurski Award Winner
- First two-time winner of both the Bednarik and Nagurski Awards
- 1995 & 1996 Big Ten Champion
- 1995 Big Ten Defensive Player of the Year
- 1995 Sports Illustrated Defensive Player of the Year
- Two-Time All-American
- 23 career starts
- 299 career tackles
- 20 career tackles for loss
- 5 forced fumbles
- 3 interceptions



# NORTHWESTERN FOOTBALL

## 2021 ROSTER

No.	Name	Pos.	Ht.	Wt.	Yr.	Hometown / High School / Last School
0	Coco Azema	DB	5-11	185	R-So.	Cypress, Texas / Langham Creek
0	Cole Freeman	QB	6-0	205	Fy.	Summit, N.J. / Delbarton School
1	Joe Spivak	DL	6-0	300	Gr.	Darien, Ill. / Montini Catholic
2	Cameron Mitchell	DB	6-0	195	R-So.	Bolingbrook, Ill. / Bolingbrook
2	Jordan Mosley	WR	6-0	190	Fy.	Mobile, Alabama / McGill Toolen
3	JJ Jefferson	WR	5-10	180	Sr.	Houston, Texas / St. Pius X
4	Berkeley Holman	WR	5-11	197	Sr.	Irvine, Calif. / Saint John Bosco
5	Jeffery Pooler Jr.	DL	6-2	250	Gr.	Dayton, Ohio / Dunbar
5	Stephon Robinson, Jr.	WR	5-10	180	Gr.	Los Angeles, Calif. / Narbonne
6	Malik Washington	WR	5-9	192	Jr.	Lawrenceville, Ga. / Parkview
7	Ore Adeyi	CB	5-10	175	Fy.	Mansfield, Texas / Mansfield Legacy
7	Andrew Marty	QB	6-3	224	Sr.	Cincinnati, Ohio / Wyoming
8	Wayne Dennis, Jr.	WR	6-3	200	R-So.	Tampa, Fla. / Armwood
8	Te-Rah Edwards	DT	6-2	294	So.	Groveport, Ohio / Groveport Madison
9	Carl Richardson	QB	6-4	207	So.	Salinas, Calif. / Salinas
9	Donovan Sermons	DB	5-11	192	Sr.	Pomona, Calif. / Damien
10	Theran Johnson	CB	6-0	170	Fy.	Indianapolis, Ind. / North Central
10	Brendan Sullivan	QB	6-3	212	Fy.	Davison, Mich. / Davison
11	Andrew Clair	RB	5-11	202	Gr.	St. Louis, Mo. / St. Louis University
11	A.J. Hampton, Jr.	DB	5-11	180	Jr.	Warren, Ark. / Paul R Wharton (Tampa, Fla.)
12	Ryan Hilinski	QB	6-3	225	So.	Orange, Calif. / Orange Lutheran
12	Nigel Williams	DB	6-1	192	So.	Richmond, Va. / Collegiate School
13	Preston Bacon	WR	6-2	195	R-So.	Oak Hill, Va. / The Potomac School
13	Garnett Hollis, Jr.	DB	6-1	197	So.	Nashville, Tenn. / Battle Ground Academy
14	Donnie Gray	WR	6-0	190	Fy.	New Haven, CT. / Deerfield Academy
14	Charlie Kuhbänder	K	6-0	195	Gr.	Springboro, Ohio / Springboro
15	Trey Finison	K/P	5-9	183	Jr.	Tuscaloosa, Ala. / Northridge
15	Hunter Johnson	QB	6-2	215	Sr.	Brownsburg, Ind. / Brownsburg
16	Brandon Joseph	SAF	6-1	192	So.	College Station, Texas / College Station
16	Zac Krause	QB	6-3	215	R-So.	Olathe, Kan. / Olathe West
17	Bryce Kirtz	WR	6-0	180	R-So.	Brownsburg, Ind. / Brownsburg
18	Genson Hooper Price	WR	6-5	215	R-So.	Houston, Texas / St. John's
18	Garner Wallace	SAF	6-4	190	Fy.	Pickerington, Ohio / Pickerington Central
19	Jacob Gill	WR	6-0	183	Fy.	Raleigh, N.C. / Cardinal Gibbons
20	Trent Carrington	DB	6-1	190	Gr.	Fayetteville, Ga. / Fayette County
20	Cam Porter	RB	5-10	220	So.	Cincinnati, Ohio / LaSalle
21	Tyler Haskins	DB	5-11	195	R-So.	Stafford, Va. / Mountain View
22	Bryce Jackson	DB	6-1	190	Sr.	Lantana, Texas / John H. Guyer
22	Connor Newhouse	RB	5-11	195	R-So.	Prospect, Ky. / North Oldham
23	Raymond Niro III	WR	5-10	190	Jr.	Barrington, Ill. / Barrington
24	Rod Heard II	DB	5-11	185	R-So.	Farmington, Mich. / Farmington Hills Harrison
25	Jaheem Joseph	DB	5-9	190	So.	Miami Gardens, Fla. / Monsignor Edward Pace
26	Evan Hull	RB	5-11	210	R-So.	Maple Grove, Minn. / Maple Grove
27	Anthony Tyus III	RB	6-1	215	Fy.	Portage, Mich. / Portage Northern
28	Chris Bergin	LB	5-11	223	Gr.	Bloomfield Hills, Mich. / Detroit Country Day
29	Marcus Cisco	RB	5-9	197	R-So.	Byron Center, Mich. / Byron Center
31	Jake Arthurs	RB	5-9	195	So.	Wheaton, Ill. / Wheaton-Warrenville South
31	Jaylen Rivers	LB	6-2	222	Jr.	Decatur, Ga. / Grayson
32	Bryce Gallagher	LB	6-2	223	R-So.	Raynham, Mass. / St. Sebastian's
33	Michael Jansey, Jr.	LB	6-2	210	R-So.	Batavia, Ill. / Batavia
34	Xander Mueller	LB	6-3	210	So.	Wheaton, Ill. / Wheaton North
35	Jasper Stratton	QB	6-0	180	Fy.	Los Angeles, Calif. / Winward
36	Derek Adams	P	5-11	195	Gr.	Manheim, Pa. / Manheim Central
37	Mac Uihlein	LB	6-1	215	Fy.	Lake Forest, Ill. / Lake Forest
38	Joe DeHaan	DB	6-0	198	So.	Tinley Park, Ill. / Andrew
39	Aidan Hubbard	DL	6-4	235	Fy.	Cleveland, Ohio / St. Ignatius
40	Peter McIntyre	LB	6-2	231	Sr.	Perrysburg, Ohio / Saint Johns' Jesuit
41	Grayson Mann	LB	6-0	225	Jr.	Fort Worth, Texas / Fort Worth All Saints
42	Jason Whittaker	TE	6-5	222	Jr.	Rockford, Mich. / Rockford
43	William Halkyard	LS	6-3	200	So.	Glen Ellyn, Ill. / Glenbard West
44	Khalid Jones	LB	6-1	230	Jr.	Greenville, S.C. / Byrnes
45	Cullen Coleman	LB	6-3	240	So.	Port Chester, N.Y. / Rye Country Day
46	Devin O'Rourke	DL	6-6	265	Jr.	Mokena, Ill. / Lincoln Way East
46	Hunter Renner	P	6-2	207	So.	Mishawaka, Ind. / Marian
47	Troy Hudetz	LB	6-2	221	Gr.	Naperville, Ill. / Naperville Central
48	Owen Bergin	LB	5-10	210	So.	Bloomfield Hills, Mich. / Detroit Country Day
48	Peter Snodgrass	LS	6-0	212	Sr.	Palo Alto, Calif. / Palo Alto
49	Jacob Tabibian	K/P	5-9	185	Fy.	Lafayette, Calif. / Campolindo
50	PJ Spencer	DL	6-2	275	R-So.	Prairie Village, Kan. / Shawnee Mission East
52	Jordan Butler	DT	6-2	316	So.	North Las Vegas, Nev. / IMG Academy (Fla.)
52	Sam Gerak	OL	6-4	295	Sr.	Avon, Ohio / Avon
53	Jaiden Cameron	DE	6-3	245	So.	Clayton, Ohio / Northmont

No.	Name	Pos.	Ht.	Wt.	Yr.	Hometown / High School / Last School
54	Jeremy Meiser	DL	6-3	290	Gr.	Cincinnati, Ohio / Archbishop Moeller
55	Conrad Rowley	OL	6-4	308	Jr.	Independence, Mo. / Blue Springs
56	Josh Thompson	OL	6-5	310	Fy.	Fenton, Mich. / Fenton
57	Greyson Metz	LB	6-3	216	So.	Glen Ellyn, Ill. / Glenbard West
58	Najee Story	DL	6-4	250	Fy.	Solon, Ohio / Solon
60	Carmine Bastone	DL	6-2	266	Fy.	St. Charles, Ill. / St. Charles North
62	Maxwell Skidmore	OL	6-7	270	So.	Spokane Valley, Wash. / University
63	Dom D'Antonio	OL	6-4	290	R-So.	Woodstock, Ga. / Etowah
65	Jackson Carsello	OL	6-4	270	Fy.	Northbrook, Ill. / Glenbrook North
66	Braeden Edwards	OL	6-6	280	Fy.	West Des Moines, Iowa / Valley
68	Josh Priebe	OL	6-5	295	So.	Niles, Mich. / Edwardsburg
69	Charlie Schmidt	OL	6-4	297	Jr.	Libertyville, Ill. / Libertyville
71	Ben Wrather	OL	6-6	310	So.	Powell, Ohio / Olentangy Liberty
72	Caleb Tiernan	OL	6-7	280	Fy.	Franklin, Mich. / Detroit Country Day
74	Payne He'Bert	OL	6-4	312	Jr.	Pearland, Texas / Dawson
75	Connor Foster	OL	6-7	315	R-So.	Milford, Ohio / Milford
76	Ethan Wiederkehr	OL	6-5	295	Sr.	Wading River, N.Y. / Shoreham-Wading River
77	Peter Skoronski	OL	6-4	294	So.	Park Ridge, Ill. / Maine South
78	Luka Trifunovic	OL	6-4	293	R-So.	Carlsbad, Calif. / La Costa Canyon
79	Zachary Franks	OL	6-6	305	R-So.	Baltimore, Md. / The Gilman School
80	Trey Pugh	TE	6-5	250	R-Sr.	Plain City, Ohio / Jonathan Alder
81	Calvin Johnson II	WR	6-0	180	Fy.	French Camp, Mississippi / French Camp Academy
82	Braeden Heald	WR	5-11	198	R-Jr.	Easthampton, Mass. / Williston Northampton
83	Will Lansbury	WR	6-2	202	Sr.	Pebble Beach, Calif. / Stevenson
84	Hunter Welcing	TE	6-3	242	So.	Deer Park, Ill. / Lake Zurich
85	Jack Kennedy	WR	6-0	201	So.	Cleveland Heights, Ohio / St. Ignatius
86	Lawson Albright	TE	6-5	225	Fy.	Greensboro, N.C. / Grimsley
87	Thomas Gordon	TE	6-5	240	R-So.	Houston, Texas / Strake Jesuit College Prep
87	Jack Moses	WR	5-9	187	So.	Lake Zurich, Ill. / Lake Zurich
88	Marshall Lang	TE	6-4	235	So.	Cincinnati, Ohio / St. Xavier
89	Charlie Mangieri	TE	6-4	250	Sr.	Peoria, Ill. / Dunlap
90	Wyatt Blake	DL	6-4	305	Jr.	Crystal Lake, Ill. / Crystal Lake Central
90	Jake Genyk	P	6-3	200	Jr.	Middleton, Wis. / Middleton
91	Samdup Miller	DL	6-3	270	Gr.	Houston, Texas / Stratford
92	Jack Olsen	K	5-9	180	So.	Wheaton, Ill. / Wheaton-Warrenville
94	Jason Gold, Jr.	DT	6-3	285	Jr.	League City, Texas / Clear Springs
96	Trevor Kent	DT	6-6	300	Sr.	Pittsburg, Kan. / Pittsburg
97	Sean McLaughlin	DL	6-5	260	So.	Frankfort, Ill. / Lincoln-Way East
98	Duke Olges	DL	6-4	260	R-So.	Winnetka, Ill. / New Trier
99	Adetomiwa Adebawore	DL	6-2	265	Jr.	Kansas City, Mo. / North Kansas City

COACHING STAFF	Position	Season at Northwestern
Pat Fitzgerald	Dan and Susan Jones Family Head Football Coach	16th
Matt MacPherson	Assistant Head Coach (Defensive Backs)	16th
Jim O'Neil	Defensive Coordinator	1st
Mike Bajakian	Offensive Coordinator / Quarterbacks	2nd
Jeff Genyk	Special Teams Coordinator	14th
Kurt Anderson	Assistant Coach / Offensive Line	3rd
Lou Ayeni	Assistant Coach / Running Backs / Recruiting Coordinator	4th
Bob Heffner	Assistant Coach / Superbacks	13th
Marty Long	Assistant Coach / Defensive Line	14th
Tim McGarigle	Assistant Coach / Linebackers	4th
Dennis Springer	Assistant Coach / Wide Receivers	11th

## PRONUNCIATION GUIDE

ADETOMIWA ADEBAWORE	.....(add E-TOMMY-wah add E-BAR-eh)	Duke OLGES	.....(OHL-jiz)
ORE ADEYI	.....(or-E ah-DYE-e)	Josh PRIEBE	.....(PREEB)
Coco AZEMA	.....(AH-zah-mah)	Trey PUGH	.....(PEW)
Carmin BASTONE	.....(bah-stone)	STEPHON Robinson Jr.	.....(steph-ON)
Chris BERGIN	.....(BURRG-in)	Peter SKORONSKI	.....(SKO-ron-ski)
Dom D'ANTONIO	.....(DAN-tonio)	Joe SPIVAK	.....(SPEE-vack)
TE-RAH Edwards	.....(T-rah)	NAJEE Story	.....(NAH-jee)
Sam GERAK	.....(JERRICK)	Jacob TABIBIAN	.....(TAH-bib-ian)
Payne HE'BERT	.....(HAY-beer)	Luka TRIFUNOVIC	.....(tree-FOON-o-vick)
Berkeley HOLMAN	.....(HOLE-min)	Mac UIHLEIN	.....(U-line)
GENSEN Hooper Price	.....(JEN-sin)	Ethan WIEDERKEHR	.....(WEE-dur-kerr)
Troy HUDETZ	.....(WHO-ditz)		
Theran Johnson	.....(th-AIR-in)		
KHALID Jones	.....(KA-lid)		
Charlie KUH BANDER	.....(KOO-ban-der)		
Jeremy MEISER	.....(MY-zer)		
XANDER Mueller	.....(ZAN-der)		
SAMDUP Miller	.....(SAHM-doop)		
Raymond NIRO III	.....(NYE-row)		

Team Statistics	NU	OPP
SCORING	152	217
Points Per Game	19.0	27.1
Points Off Turnovers	28	19
FIRST DOWNS	142	175
Rushing	74	91
Passing	57	74
Penalty	11	10
RUSHING YARDAGE	1266	1839
Yards gained rushing	1511	1999
Yards lost rushing	245	160
Rushing Attempts	295	337
Average Per Rush	4.3	5.5
Average Per Game	158.2	229.9
TDs Rushing	9	22
PASSING YARDAGE	1451	1528
Comp-Att-Int	140-245-5	159-240-4
Average Per Pass	5.9	6.4
Average Per Catch	10.4	9.6
Average Per Game	181.4	191.0
TDs Passing	11	5
TOTAL OFFENSE	2717	3367
Total Plays	540	577
Average Per Play	5.0	5.8
Average Per Game	339.6	420.9
KICK RETURNS: #-Yards	12-183	18-346
PUNT RETURNS: #-Yards	12-221	10-101
INT RETURNS: #-Yards	4-26	5-37
KICK RETURN AVERAGE	15.2	19.2
PUNT RETURN AVERAGE	18.4	10.1
INT RETURN AVERAGE	6.5	7.4
FUMBLES-LOST	16-7	12-8
PENALTIES-Yards	35-323	50-406
Average Per Game	40.4	50.8
PUNTS-Yards	41-1727	38-1697
Average Per Punt	42.1	44.7
Net punt average	39.7	37.8
KICKOFFS-Yards	31-1837	43-2542
Average Per Kick	59.3	59.1
Net kick average	41.6	43.8
TIME OF POSSESSION/Game	27:04	32:28
3RD-DOWN Conversions	44/117	53/119
3rd-Down Pct	38%	45%
4TH-DOWN Conversions	9/19	5/10
4th-Down Pct	47%	50%
SACKS BY-Yards	15-87	15-76
MISC YARDS	12	0
TOUCHDOWNS SCORED	17	15
FIELD GOALS-ATTEMPTS	4-9	8-13
ON-SIDE KICKS	0-0	0-0
RED-ZONE SCORES	(17-25) 68%	(25-31) 81%
RED-ZONE TOUCHDOWNS	(14-25) 56%	(19-31) 61%
PAT-ATTEMPTS	(18-18) 100%	(25-25) 100%
ATTENDANCE	145934	209136
Games/Avg Per Game	5/29187	3/69712
Neutral Site Games		0/0

Score by Quarters	1st	2nd	3rd	4th	OT	Total
Northwestern	42	38	16	56	0	152
Opponents	69	54	38	56	0	217

<b>Rushing</b>	<b>gp-gs</b>	<b>att</b>	<b>gain</b>	<b>loss</b>	<b>net</b>	<b>avg</b>	<b>td</b>	<b>lg</b>	<b>avg/g</b>
Hull,Evan	8-7	116	782	32	750	6.5	5	90	93.8
Clair,Andrew	8-0	44	257	13	244	5.5	1	32	30.5
Tyus III,Anthony	8-1	50	213	8	205	4.1	1	16	25.6
Marty,Andrew	3-0	14	85	13	72	5.1	1	21	24.0
Cisco,Marcus	3-0	8	39	0	39	4.9	0	16	13.0
Newhouse,C	2-0	1	25	0	25	25.0	0	25	12.5
Robinson, Jr.,Stepho	7-7	3	14	0	14	4.7	0	9	2.0
Jefferson,Jj	3-2	2	12	6	6	3.0	0	12	2.0
Kirtz,Bryce	5-5	1	4	0	4	4.0	0	4	0.8
Niro III,Raymond	8-1	1	1	0	1	1.0	0	1	0.1
Arthurs,Jake	2-0	4	6	5	1	0.2	1	5	0.5
Richardson,C	4-0	2	2	2	0	0.0	0	2	0.0
Washington,Malik	8-5	3	8	10	-2	-0.7	0	6	-0.2
Adams,Derek	8-0	1	0	5	-5	-5.0	0	0	-0.6
Team	8-0	7	0	16	-16	-2.3	0	0	-2.0
Johnson,Hunter	3-3	24	45	67	-22	-0.9	0	9	-7.3
Hllinski,Ryan	6-5	14	18	68	-50	-3.6	0	8	-8.3
Total	8	295	1511	245	1266	4.3	9	90	158.2
Opponents	8	337	1999	160	1839	5.5	22	83	229.9

<b>Passing</b>	<b>gp-gs</b>	<b>effic</b>	<b>comp-att-int</b>	<b>pct</b>	<b>yds</b>	<b>td</b>	<b>lg</b>	<b>avg/g</b>
Hllinski,Ryan	6-5	107.52	72-134-1	53.7	764	3	64	127.3
Johnson,Hunter	3-3	114.42	45-75-4	60.0	424	4	47	141.3
Marty,Andrew	3-0	170.92	21-32-0	65.6	244	4	40	81.3
Richardson,C	4-0	89.90	2-4-0	50.0	19	0	12	4.8
Total	8	117.63	140-245-5	57.1	1451	11	64	181.4
Opponents	8	123.27	159-240-4	66.2	1528	5	70	191.0

<b>Receiving</b>	<b>gp-gs</b>	<b>no.</b>	<b>yds</b>	<b>avg</b>	<b>td</b>	<b>lg</b>	<b>avg/g</b>
Robinson, Jr.,Stepho	7-7	30	425	14.2	2	47	60.7
Washington,Malik	8-5	28	351	12.5	2	64	43.9
Kirtz,Bryce	5-5	19	203	10.7	0	44	40.6
Hull,Evan	8-7	16	116	7.2	1	26	14.5
Mangieri,C	7-7	8	50	6.2	0	25	7.1
Pugh,Trey	5-0	7	34	4.9	2	9	6.8
Gill,Jacob	8-0	6	64	10.7	1	31	8.0
Lang,Marshall	8-2	5	42	8.4	2	20	5.2
Jefferson,Jj	3-2	4	57	14.2	0	32	19.0
Clair,Andrew	8-0	4	21	5.2	0	12	2.6
Tyus III,Anthony	8-1	3	16	5.3	0	12	2.0
Niro III,Raymond	8-1	3	15	5.0	0	8	1.9
Holman,Berkeley	1-0	2	19	9.5	1	17	19.0
Dennis, Wayne	4-0	2	16	8.0	0	18	4.0
Hooper Price,Genson	8-1	2	15	7.5	0	8	1.9
Mosely,Jordan	3-0	1	7	7.0	0	7	2.3
Total	8	140	1451	10.4	11	64	181.4
Opponents	8	159	1528	9.6	5	70	191.0

<b>Punt Returns</b>	<b>no.</b>	<b>yds</b>	<b>avg</b>	<b>td</b>	<b>lg</b>
Joseph,Brandon	4	114	28.5	0	65
Niro III,Raymond	4	68	17.0	0	36
Kirtz,Bryce	2	26	13.0	0	13
Jefferson,Jj	1	10	10.0	0	9
Hull,Evan	1	3	3.0	0	3
Total	12	221	18.4	0	65
Opponents	10	101	10.1	0	19

<b>Interceptions</b>	<b>no.</b>	<b>yds</b>	<b>avg</b>	<b>td</b>	<b>lg</b>
Joseph,Brandon	2	26	13.0	0	26
Bergin,Chris	1	0	0.0	0	0
Jackson,Bryce	1	0	0.0	0	0
Total	4	26	6.5	0	26
Opponents	5	37	7.4	0	23

<b>Kick Returns</b>	<b>no.</b>	<b>yds</b>	<b>avg</b>	<b>td</b>	<b>lg</b>
Niro III,Raymond	5	72	14.4	0	18
Azema,Coco	3	62	20.7	0	29
Jefferson,Jj	2	35	17.5	0	21
Clair,Andrew	1	14	14.0	0	14
Mangieri,C	1	0	0.0	0	0
Joseph,Brandon	0	0	0.0	0	0
Total	12	183	15.2	0	29
Opponents	18	346	19.2	0	37

<b>Fumble Returns</b>	<b>no.</b>	<b>yds</b>	<b>avg</b>	<b>td</b>	<b>lg</b>
Total	0	0	0.0	0	0
Opponents	0	0	0.0	0	0



Scoring	td	fg	PAT				dxp	saf	pts
			kick	rush	rcv	pass			
Hull,Evan	5	-	-	-	-	-	-	-	30
Kuhbänder,C	-	4-9	17-17	-	-	-	-	-	29
Washington,Malik	2	-	-	-	-	-	-	-	12
Pugh,Trey	2	-	-	-	-	-	-	-	12
Lang,Marshall	2	-	-	-	-	-	-	-	12
Robinson, Jr.,Stepho	1	-	-	1-1	-	-	-	-	8
Gill,Jacob	1	-	-	-	-	-	-	-	6
Clair,Andrew	1	-	-	-	-	-	-	-	6
Arthurs,Jake	1	-	-	-	-	-	-	-	6
Marty,Andrew	1	-	-	-	-	0-1	-	-	6
Tyus III,Anthony	1	-	-	-	-	-	-	-	6
Finison,Trey	-	-	1-1	-	-	-	-	-	1
Total	17	4-9	18-18	1-1	-	0-1	-	-	152
Opponents	15	6-13	25-25	0-2	-	-	-	-	217

Total Offense	g	plays	rush	pass	total	avg/g
Hull,Evan	8	116	750	0	750	93.8
Hillinski,Ryan	6	148	-50	764	714	119.0
Johnson,Hunter	3	99	-22	424	402	134.0
Marty,Andrew	3	46	72	244	316	105.3
Clair,Andrew	8	44	244	0	244	30.5
Tyus III,Anthony	8	50	205	0	205	25.6
Cisco,Marcus	3	8	39	0	39	13.0
Newhouse,C	2	1	25	0	25	12.5
Richardson,C	4	6	0	19	19	4.8
Robinson, Jr.,Stepho	7	3	14	0	14	2.0
Jefferson,Jj	3	2	6	0	6	2.0
Kirtz,Bryce	5	1	4	0	4	0.8
Arthurs,Jake	2	4	1	0	1	0.5
Niro III,Raymond	8	1	1	0	1	0.1
Washington,Malik	8	3	-2	0	-2	-0.2
Adams,Derek	8	1	-5	0	-5	-0.6
Team	8	7	-16	0	-16	-2.0
Total	8	540	1266	1451	2717	339.6
Opponents	8	577	1839	1528	3367	420.9

Field Goals	fg	pct.	01-19	20-29	30-39	40-49	50-99	lg	blk
Kuhbänder,C	4-9	44.4	0-0	3-4	0-2	1-3	0-0	47	0
FG Sequence	Northwestern				Opponents				
Michigan St.	44,38				60,(37)				
Indiana St.	(47)				-				
Duke	(25)				(23),(27),(50),52				
Ohio	24,(24),(26)				31				
Nebraska	-				-				
Rutgers	44				33				
Michigan	39				(20),(44),47				
Minnesota	-				-				

Punting	no.	yds	avg	lg	tb	fc	i20	50+	blk
Adams,Derek	38	1659	43.7	55	0	18	12	10	0
Genyk,Jake	2	68	34.0	40	0	2	1	0	0
Team	1	0	0.0	0	0	0	0	0	1
Total	41	1727	42.1	55	0	20	13	10	1
Opponents	38	1697	44.7	84	2	6	13	6	0
Kickoffs	no.	yds	avg	tb	ob	retn	net	ydln	
Kuhbänder,C	28	1654	59.1	7	0				
Finison,Trey	2	125	62.5	1	0				
Olsen,Jack	1	58	58.0	0	0				
Total	31	1837	59.3	8	0	19.2	41.6	23	
Opponents	43	2542	59.1	19	0	15.2	43.8	21	

Numbers in (parentheses) indicate field goal was made.

All Purpose	g	rush	rcv	pr	kr	ir	total	avg/g
Hull,Evan	8	750	116	3	0	0	869	108.6
Robinson, Jr.,St	7	14	425	0	0	0	439	62.7
Washington,Mali	8	-2	351	0	0	0	349	43.6
Clair,Andrew	8	244	21	0	14	0	279	34.9
Kirtz,Bryce	5	4	203	26	0	0	233	46.6
Tyus III,Anthony	8	205	16	0	0	0	221	27.6
Niro III,Raymond	8	1	15	68	72	0	156	19.5
Joseph,Brandon	8	0	0	114	0	26	152	19.0
Jefferson,Jj	3	6	57	10	35	0	108	36.0
Marty,Andrew	3	72	0	0	0	0	72	24.0
Gill,Jacob	8	0	64	0	0	0	64	8.0
Azema,Coco	7	0	0	0	62	0	62	8.9
Mangieri,C	7	0	50	0	0	0	50	7.1
Lang,Marshall	8	0	42	0	0	0	42	5.2
Cisco,Marcus	3	39	0	0	0	0	39	13.0
Pugh,Trey	5	0	34	0	0	0	34	6.8
Newhouse,C	2	25	0	0	0	0	25	12.5
Holman,Berkele	1	0	19	0	0	0	19	19.0
Dennis, Wayne	4	0	16	0	0	0	16	4.0
Hooper Price,Ge	8	0	15	0	0	0	15	1.9
Mosely,Jordan	3	0	7	0	0	0	7	2.3
Arthurs,Jake	2	1	0	0	0	0	1	0.5
Adams,Derek	8	-5	0	0	0	0	-5	-0.6
Team	8	-16	0	0	0	0	-16	-2.0
Johnson,Hunter	3	-22	0	0	0	0	-22	-7.3
Hllinski,Ryan	6	-50	0	0	0	0	-50	-8.3
Total	8	1266	1451	221	183	26	3159	394.9
Opponents	8	1839	1528	101	346	37	3851	481.4

##	Defensive Leaders	gp-gs	Tackles				Sacks	Pass defense			Fumbles		blkd	
			ua	a	tot	tfl/yds		int-yds	brup	qbh	rcv-yds	ff	kick	saf
28	Bergin,Chris	8-8	61	38	99	3.0-7	0.5-3	1-0	1	.	1-0	1	.	.
32	Gallagher,Bryce	8-6	31	32	63	3.0-8	1.0-2	.	.	1	.	.	.	.
16	Joseph,Brandon	8-8	40	20	60	1.0-10	1.0-10	2-26	3	.	1-0	.	.	.
0	Azema,Coco	7-5	36	18	54	2.5-7	.	.	3	.	1-0	2	.	.
40	Mcintyre,Peter	8-8	18	31	49	2.0-6	.	.	.	.	.	.	.	.
99	Adebawore,Adetomiwa	8-8	20	9	29	7.0-34	3.5-20	.	2	9	.	2	.	.
2	Mitchell, Cam	8-8	24	4	28	.	.	.	4	1	1-0	1	.	.
91	Miller,Samdup	6-6	12	14	26	1.5-14	1.5-12	.	1	.	.	.	.	.
54	Meiser,Jeremy	8-7	17	8	25	6.0-22	4.0-20	.	1	1	.	.	.	.
11	Hampton, Jr., A.J.	8-5	20	5	25	.	.	.	9	.	1-0	1	.	.
22	Jackson,Bryce	8-3	14	5	19	.	.	1-0	.	.	.	.	.	.
24	Heard II,Rod	8-3	13	5	18	1.0-8	.	.	1	.	1-0	2	.	.
5J	Pooler,Jr.,Jeffery	8-2	4	13	17	3.0-14	2.5-13	.	.	1	.	.	.	.
96	Kent,Trevor	6-4	7	7	14	0.5-0	.	.	.	1	.	.	.	.
34	Mueller,Xander	7-0	2	6	8	0.5-4	0.5-4	.	.	.	1-0	.	.	.
23	Niro III,Raymond	8-1	2	6	8	.	.	.	.	.	.	.	.	.
47	Hudetz,Troy	8-0	4	3	7	.	.	.	.	.	.	.	.	.
97	McLaughlin,S	7-0	1	4	5	0.5-3	0.5-3	.	.	1	1-0	.	.	.
1	Spivak,Joe	6-4	3	2	5	.	.	.	.	1	.	.	.	.
44	Jones,Khalid	3-2	3	1	4	.	.	.	.	1	.	.	.	.
46	O'Rourke,Devin	7-0	3	.	3	.	.	.	.	.	.	.	.	.
25	Joseph,Jaheem	5-0	.	2	2	.	.	.	.	.	.	.	.	.
13	Hollis, Jr.,Garnett	4-0	1	1	2	.	.	.	.	.	.	.	.	.
2T	Carrington,Trent	8-0	2	.	2	.	.	.	.	.	.	.	.	.
48	Snodgrass,Pete	8-0	.	2	2	.	.	.	.	.	.	.	.	.
31	Rivers,Jaylen	2-0	2	.	2	.	.	.	.	.	.	.	.	.
94	Gold, Jason	5-0	.	2	2	0.5-0	.	.	.	.	.	.	.	.
17	Kirtz,Bryce	5-5	1	.	1	.	.	.	.	.	.	.	.	.
8T	Edwards,Te-Rah	3-0	1	.	1	.	.	.	.	.	.	.	.	.
77	Skoronski,Peter	5-5	1	.	1	.	.	.	.	.	.	.	.	.
76	Wiederkehr,Ethan	5-5	1	.	1	.	.	.	.	.	.	.	.	.
57	Metz,Greyson	7-0	.	1	1	.	.	.	.	.	.	.	.	.
33	Jansey Jr,Michael	3-0	1	.	1	.	.	.	.	.	.	.	.	.
21	Haskins,Tyler	7-0	.	1	1	.	.	.	.	.	.	.	.	.
18	Hooper Price,Genson	8-1	1	.	1	.	.	.	.	.	.	.	.	.
Total			8	346	240	586	32-137	15-87	4-26	25	17	8-0	9	.
Opponents			8	341	150	491	35-209	15-76	5-37	31	19	5-0	8	1



## SEASON

## CAREER

Rushing	gp	att	gain	loss	net	avg	td	lg	avg/g	gp	att	gain	loss	net	avg	td	lg	avg/g
Hull,Evan	8	116	782	32	750	6.5	5	90	93.8	21	187	1290	45	1245	6.7	11	90	59.3
Clair,Andrew	8	44	257	13	244	5.5	1	32	30.5	8	44	257	13	244	5.5	1	32	30.5
Tyus III,Anthony	8	50	213	8	205	4.1	1	16	25.6	8	50	213	8	205	4.1	1	16	25.6
Marty,Andrew	3	14	85	13	72	5.1	1	21	24.0	12	71	313	16	297	4.2	5	21	24.8
Cisco,Marcus	3	8	39	0	39	4.9	0	16	13.0	4	11	46	1	45	4.1	0	16	11.2
Newhouse,C	2	1	25	0	25	25.0	0	25	12.5	2	1	25	0	25	25.0	0	25	12.5
Robinson, Jr.,Stepho	7	3	14	0	14	4.7	0	9	2.0	7	3	14	0	14	4.7	0	9	2.0
Jefferson,Jj	3	2	12	6	6	3.0	0	12	2.0	22	3	12	9	3	1.0	0	12	0.1
Kirtz,Bryce	5	1	4	0	4	4.0	0	4	0.8	14	1	4	0	4	4.0	0	4	0.3
Arthurs,Jake	2	4	6	5	1	0.2	1	5	0.5	2	4	6	5	1	0.2	1	5	0.5
Niro III,Raymond	8	1	1	0	1	1.0	0	1	0.1	22	12	102	0	102	8.5	1	39	4.6
Richardson,C	4	2	2	2	0	0.0	0	2	0.0	4	2	2	2	0	0.0	0	2	0.0
Washington,Malik	8	3	8	10	-2	-0.7	0	6	-0.2	24	4	16	10	6	1.5	0	8	0.2
Adams,Derek	8	1	0	5	-5	-5.0	0	0	-0.6	17	1	0	5	-5	-5.0	0	0	-0.3
Team	8	7	0	16	-16	-2.3	0	0	-2.0									
Johnson,Hunter	3	24	45	67	-22	-0.9	0	9	-7.3	11	72	243	201	42	0.6	1	25	3.8
Hllinski,Ryan	6	14	18	68	-50	-3.6	0	8	-8.3	6	14	18	68	-50	-3.6	0	8	-8.3
Total	0	295	1511	245	1266	4.3	9	90	0.0									
Opponents	0	337	1999	160	1839	5.5	22	83	0.0									

Passing	gp	effic	comp-att-int	pct	yds	td	lg	avg/g	gp	effic	comp-att-int	pct	yds	td	lg	avg/g
Hllinski,Ryan	6	107.52	72-134-1	53.7	764	3	64	127.3	6	107.52	72-134-1	53.7	764	3	64	127.3
Johnson,Hunter	3	114.42	45-75-4	60.0	424	4	47	141.3	11	91.48	95-183-8	51.9	856	5	50	77.8
Marty,Andrew	3	170.92	21-32-0	65.6	244	4	40	81.3	12	155.36	35-54-2	64.8	394	6	40	32.8
Richardson,C	4	89.90	2-4-0	50.0	19	0	12	4.8	4	89.90	2-4-0	50.0	19	0	12	4.8
Total	0	117.63	140-245-5	57.1	1451	11	64	0.0								
Opponents	0	123.27	159-240-4	66.2	1528	5	70	0.0								

Receiving	gp	no.	yds	avg	td	lg	avg/g	gp	no.	yds	avg	td	lg	avg/g
Robinson, Jr.,Stepho	7	30	425	14.2	2	47	60.7	7	30	425	14.2	2	47	60.7
Washington,Malik	8	28	351	12.5	2	64	43.9	24	39	427	10.9	2	64	17.8
Kirtz,Bryce	5	19	203	10.7	0	44	40.6	14	25	270	10.8	0	44	19.3
Hull,Evan	8	16	116	7.2	1	26	14.5	21	22	157	7.1	1	26	7.5
Mangieri,C	7	8	50	6.2	0	25	7.1	40	20	124	6.2	2	25	3.1
Pugh,Trey	5	7	34	4.9	2	9	6.8	29	12	72	6.0	2	15	2.5
Gill,Jacob	8	6	64	10.7	1	31	8.0	8	6	64	10.7	1	31	8.0
Lang,Marshall	8	5	42	8.4	2	20	5.2	13	5	42	8.4	2	20	3.2
Jefferson,Jj	3	4	57	14.2	0	32	19.0	22	26	393	15.1	4	68	17.9
Clair,Andrew	8	4	21	5.2	0	12	2.6	8	4	21	5.2	0	12	2.6
Tyus III,Anthony	8	3	16	5.3	0	12	2.0	8	3	16	5.3	0	12	2.0
Niro III,Raymond	8	3	15	5.0	0	8	1.9	22	5	32	6.4	0	9	1.5
Holman,Berkeley	1	2	19	9.5	1	17	19.0	15	13	170	13.1	1	33	11.3
Dennis, Wayne	4	2	16	8.0	0	18	4.0	16	4	42	10.5	0	23	2.6
Hooper Price,Genson	8	2	15	7.5	0	8	1.9	9	2	15	7.5	0	8	1.7
Mosely,Jordan	3	1	7	7.0	0	7	2.3	3	1	7	7.0	0	7	2.3
Total	0	140	1451	10.4	11	64	0.0							
Opponents	0	159	1528	9.6	5	70	0.0							

## SEASON

## CAREER

Total Offense	g	plays	rush	pass	total	avg/g	g	plays	rush	pass	total	avg/g
Hull,Evan	8	116	750	0	750	93.8	21	187	1245	0	1245	59.3
Hllinski,Ryan	6	148	-50	764	714	119.0	6	148	-50	764	714	119.0
Johnson,Hunter	3	99	-22	424	402	134.0	11	255	42	856	898	81.6
Marty,Andrew	3	46	72	244	316	105.3	12	125	297	394	691	57.6
Clair,Andrew	8	44	244	0	244	30.5	8	44	244	0	244	30.5
Tyus III,Anthony	8	50	205	0	205	25.6	8	50	205	0	205	25.6
Cisco,Marcus	3	8	39	0	39	13.0	4	11	45	0	45	11.2
Newhouse,C	2	1	25	0	25	12.5	2	1	25	0	25	12.5
Richardson,C	4	6	0	19	19	4.8	4	6	0	19	19	4.8
Robinson, Jr.,Stepho	7	3	14	0	14	2.0	7	3	14	0	14	2.0
Jefferson,Jj	3	2	6	0	6	2.0	22	3	3	0	3	0.1
Kirtz,Bryce	5	1	4	0	4	0.8	14	1	4	0	4	0.3
Niro III,Raymond	8	1	1	0	1	0.1	22	12	102	0	102	4.6
Arthurs,Jake	2	4	1	0	1	0.5	2	4	1	0	1	0.5
Washington,Malik	8	3	-2	0	-2	-0.2	24	4	6	0	6	0.2
Adams,Derek	8	1	-5	0	-5	-0.6	17	1	-5	0	-5	-0.3
Team	8	7	-16	0	-16	-2.0						
Total	0	540	1266	1451	2717	0.0						
Opponents	0	577	1839	1528	3367	0.0						

Scoring	td	fg	PAT				dxp	saf	pts	td	fg	PAT				dxp	saf	pts
			kick	rush	rcv	pass						kick	rush	rcv	pass			
Hull,Evan	5	-	-	-	-	-	-	-	30	12	-	-	-	-	-	-	-	72
Kuhbänder,C	-	4-9	17-17	-	-	-	-	-	29	-	41-60	132-134	-	-	-	-	-	255
Pugh,Trey	2	-	-	-	-	-	-	-	12	2	-	-	-	-	-	-	-	12
Washington,Malik	2	-	-	-	-	-	-	-	12	2	-	-	-	-	-	-	-	12
Lang,Marshall	2	-	-	-	-	-	-	-	12	2	-	-	-	-	-	-	-	12
Robinson, Jr.,Stepho	1	-	-	1-1	-	-	-	-	8	2	-	-	1-1	-	-	-	-	14
Gill,Jacob	1	-	-	-	-	-	-	-	6	1	-	-	-	-	-	-	-	6
Marty,Andrew	1	-	-	-	-	0-1	-	-	6	5	-	-	0-1	-	0-2	-	-	30
Tyus III,Anthony	1	-	-	-	-	-	-	-	6	1	-	-	-	-	-	-	-	6
Arthurs,Jake	1	-	-	-	-	-	-	-	6	1	-	-	-	-	-	-	-	6
Clair,Andrew	1	-	-	-	-	-	-	-	6	1	-	-	-	-	-	-	-	6
Finison,Trey	-	-	1-1	-	-	-	-	-	1	-	-	1-2	-	-	-	-	-	1
Total	17	4-9	18-18	1-1	-	0-1	-	-	152									
Opponents	15	6-13	25-25	0-2	-	-	-	-	217									

Punt Returns	no.	yds	avg	td	lg	no.	yds	avg	td	lg
Joseph,Brandon	4	114	28.5	0	65	4	114	28.5	0	65
Niro III,Raymond	4	68	17.0	0	36	4	68	17.0	0	36
Kirtz,Bryce	2	26	13.0	0	13	2	26	13.0	0	13
Jefferson,Jj	1	10	10.0	0	9	4	49	12.2	0	19
Hull,Evan	1	3	3.0	0	3	1	3	3.0	0	3
Total	12	221	18.4	0	65					
Opponents	10	101	10.1	0	19					

Kick Returns	no.	yds	avg	td	lg	no.	yds	avg	td	lg
Niro III,Raymond	5	72	14.4	0	18	5	72	14.4	0	18
Azema,Coco	3	62	20.7	0	29	5	119	23.8	0	35
Jefferson,Jj	2	35	17.5	0	21	2	35	17.5	0	21
Mangieri,C	1	0	0.0	0	0	3	8	2.7	0	8
Clair,Andrew	1	14	14.0	0	14	1	14	14.0	0	14
Joseph,Brandon	0	0	0.0	0	0	0	0	0.0	0	0
Total	12	183	15.2	0	29					
Opponents	18	346	19.2	0	37					

Interceptions	no.	yds	avg	td	lg	no.	yds	avg	td	lg
Joseph,Brandon	2	26	13.0	0	26	8	45	5.6	0	26
Bergin,Chris	1	0	0.0	0	0	2	5	2.5	0	5
Jackson,Bryce	1	0	0.0	0	0	1	0	0.0	0	0
Total	4	26	6.5	0	26					
Opponents	5	37	7.4	0	23					

All Purpose	g	rush	rcv	pr	kr	ir	total	avg/g		g	rush	rcv	pr	kr	ir	total	avg/g
Hull,Evan	8	750	116	3	0	0	869	108.6		21	1245	157	3	0	0	1405	66.9
Robinson, Jr.,Ste	7	14	425	0	0	0	439	62.7		7	14	425	0	0	0	439	62.7
Washington,Mali	8	-2	351	0	0	0	349	43.6		24	6	427	0	0	0	433	18.0
Clair,Andrew	8	244	21	0	14	0	279	34.9		8	244	21	0	14	0	279	34.9
Kirtz,Bryce	5	4	203	26	0	0	233	46.6		14	4	270	26	0	0	300	21.4
Tyus III,Anthony	8	205	16	0	0	0	221	27.6		8	205	16	0	0	0	221	27.6
Niro III,Raymond	8	1	15	68	72	0	156	19.5		22	102	32	68	72	0	274	12.5
Joseph,Brandon	8	0	0	114	0	26	152	19.0		21	0	0	114	0	45	171	8.1
Jefferson,Jj	3	6	57	10	35	0	108	36.0		22	3	393	49	35	0	480	21.8
Marty,Andrew	3	72	0	0	0	0	72	24.0		12	297	12	0	0	0	309	25.8
Gill,Jacob	8	0	64	0	0	0	64	8.0		8	0	64	0	0	0	64	8.0
Azema,Coco	7	0	0	0	62	0	62	8.9		20	123	0	0	119	0	242	12.1
Mangieri,C	7	0	50	0	0	0	50	7.1		40	0	124	0	8	0	132	3.3
Lang,Marshall	8	0	42	0	0	0	42	5.2		13	0	42	0	0	0	42	3.2
Cisco,Marcus	3	39	0	0	0	0	39	13.0		4	45	0	0	0	0	45	11.2
Pugh,Trey	5	0	34	0	0	0	34	6.8		29	0	72	0	0	0	72	2.5
Newhouse,C	2	25	0	0	0	0	25	12.5		2	25	0	0	0	0	25	12.5
Holman,Berkeley	1	0	19	0	0	0	19	19.0		15	-6	170	17	18	0	199	13.3
Dennis, Wayne	4	0	16	0	0	0	16	4.0		16	0	42	0	0	0	42	2.6
Hooper Price,Ge	8	0	15	0	0	0	15	1.9		9	0	15	0	0	0	15	1.7
Mosely,Jordan	3	0	7	0	0	0	7	2.3		3	0	7	0	0	0	7	2.3
Arthurs,Jake	2	1	0	0	0	0	1	0.5		2	1	0	0	0	0	1	0.5
Adams,Derek	8	-5	0	0	0	0	-5	-0.6		17	-5	0	0	0	0	-5	-0.3
Team	8	-16	0	0	0	0	-16	-2.0									
Johnson,Hunter	3	-22	0	0	0	0	-22	-7.3		11	42	5	0	0	0	47	4.3
Hllinski,Ryan	6	-50	0	0	0	0	-50	-8.3		6	-50	0	0	0	0	-50	-8.3
Total	0	1266	1451	221	183	26	3159	0.0									
Opponents	0	1839	1528	101	346	37	3851	0.0									

Field Goals	att	good	long	blkd		att	good	long	blkd
Kuhbander,C	9	4	47	0		60	41	47	0
Total	9	4	47	0					
Opponents	13	8	50	0					

Punting	no.	yds	avg	lg	blk		no.	yds	avg	lg	blk
Adams,Derek	38	1659	43.7	55	0		82	3499	42.7	60	0
Genyk,Jake	2	68	34.0	40	0		2	68	34.0	40	0
Team	1	0	0.0	0	1						
Total	41	1727	42.1	55	1						
Opponents	38	1697	44.7	84	0						

Kickoffs	no.	yds	avg	tb	ob		no.	yds	avg	tb	ob
Kuhbander,C	28	1654	59.1	7	0		81	4701	58.0	22	3
Finison,Trey	2	125	62.5	1	0		36	2121	58.9	10	0
Olsen,Jack	1	58	58.0	0	0		1	58	58.0	0	0
Total	31	1837	59.3	8	0						
Opponents	43	2542	59.1	19	0						

SEASON													CAREER												
##	Defensive Leaders	gp	ua	a	total	tfl	sack	int	pbu	fr	ff	blk	gp	ua	a	total	tfl	sack	int	pbu	fr	ff	blk		
28	Bergin,Chris	8	61	38	99	3.0	0.5	1	1	1	1	.	54	176	150	326	17.0	2.5	2	7	3	1	.		
32	Gallagher,Bryce	8	31	32	63	3.0	1.0	.	.	.	.	.	22	35	34	69	3.5	1.0	.	.	.	.	.		
16	Joseph,Brandon	8	40	20	60	1.0	1.0	2	3	1	.	.	21	72	44	116	2.0	1.0	8	5	1	.	.		
0	Azema,Coco	7	36	18	54	2.5	.	.	3	1	2	.	20	40	23	63	2.5	.	1	3	1	3	.		
40	Mcintyre,Peter	8	18	31	49	2.0	.	.	.	.	.	.	33	28	33	61	3.0	.	.	.	.	.	.		
99	Adebawore,Adetomiwa	8	20	9	29	7.0	3.5	.	2	.	2	.	25	36	16	52	14.0	6.5	.	4	.	2	.		
2	Mitchell, Cam	8	24	4	28	0.0	.	.	4	1	1	.	20	34	13	47	0.5	0.5	1	9	1	1	.		
91	Miller,Samdup	6	12	14	26	1.5	1.5	.	1	.	.	.	41	73	67	140	19.0	9.0	.	5	1	1	.		
54	Meiser,Jeremy	8	17	8	25	6.0	4.0	.	1	.	.	.	8	17	8	25	6.0	4.0	.	1	.	.	.		
11	Hampton, Jr., A.J.	8	20	5	25	0.0	.	.	9	1	1	.	33	50	19	69	2.0	.	2	15	1	1	.		
22	Jackson,Bryce	8	14	5	19	0.0	.	1	.	.	.	.	43	37	19	56	0.0	.	1	1	1	.	.		
24	Heard II,Rod	8	13	5	18	1.0	.	.	1	1	2	.	18	20	9	29	1.0	.	.	2	1	2	.		
5J	Pooler,Jr.,Jeffery	8	4	13	17	3.0	2.5	.	.	.	.	.	8	4	13	17	3.0	2.5	.	.	.	.	.		
96	Kent,Trevor	6	7	7	14	0.5	.	.	.	.	.	.	25	11	19	30	2.0	0.5	.	1	1	.	.		
34	Mueller,Xander	7	2	6	8	0.5	0.5	.	.	1	.	.	8	2	6	8	0.5	0.5	.	.	1	.	.		
23	Niro III,Raymond	8	2	6	8	0.0	.	.	.	.	.	.	22	4	7	11	0.0	.	.	.	1	.	.		
47	Hudetz,Troy	8	4	3	7	0.0	.	.	.	.	.	.	30	5	4	9	0.5	.	.	.	.	.	.		
1	Spivak,Joe	6	3	2	5	0.0	.	.	.	.	.	.	42	11	17	28	2.0	1.5	.	.	.	.	.		
97	McLaughlin,S	7	1	4	5	0.5	0.5	.	.	1	.	.	9	2	5	7	0.5	0.5	.	.	1	.	.		
44	Jones,Khalid	3	3	1	4	0.0	.	.	.	.	.	.	8	5	2	7	0.0	.	.	.	.	.	.		
46	O'Rourke,Devin	7	3	.	3	0.0	.	.	.	.	.	.	21	4	3	7	0.0	.	.	.	.	.	.		
25	Joseph,Jaheem	5	.	2	2	0.0	.	.	.	.	.	.	6	1	2	3	0.0	.	.	.	.	.	.		
48	Snodgrass,Pete	8	.	2	2	0.0	.	.	.	.	.	.	12	.	2	2	0.0	.	.	.	.	.	.		
2T	Carrington,Trent	8	2	.	2	0.0	.	.	.	.	.	.	8	2	.	2	0.0	.	.	.	.	.	.		
94	Gold, Jason	5	.	2	2	0.5	.	.	.	.	.	.	12	6	5	11	3.5	.	.	.	.	.	.		
31	Rivers,Jaylen	2	2	.	2	0.0	.	.	.	.	.	.	15	3	3	6	0.0	.	.	.	.	.	.		
13	Hollis, Jr.,Garnett	4	1	1	2	0.0	.	.	.	.	.	.	4	1	1	2	0.0	.	.	.	.	.	.		
8T	Edwards,Te-Rah	3	1	.	1	0.0	.	.	.	.	.	.	5	2	.	2	0.0	.	.	.	.	.	.		
17	Kirtz,Bryce	5	1	.	1	0.0	.	.	.	.	.	.	14	1	.	1	0.0	.	.	.	.	.	.		
18	Hooper Price,Genson	8	1	.	1	0.0	.	.	.	.	.	.	9	1	.	1	0.0	.	.	.	.	.	.		
33	Jansey Jr,Michael	3	1	.	1	0.0	.	.	.	.	.	.	3	1	.	1	0.0	.	.	.	.	.	.		
21	Haskins,Tyler	7	.	1	1	0.0	.	.	.	.	.	.	14	.	2	2	0.0	.	.	.	.	.	.		
76	Wiederkehr,Ethan	5	1	.	1	0.0	.	.	.	.	.	.	38	1	.	1	0.0	.	.	.	.	.	.		
77	Skoronski,Peter	5	1	.	1	0.0	.	.	.	.	.	.	14	1	.	1	0.0	.	.	.	.	.	.		
57	Metz,Greyson	7	.	1	1	0.0	.	.	.	.	.	.	7	.	1	1	0.0	.	.	.	.	.	.		
Total		0	346	240	586	32	15	4	25	8	9	.													
Opponents		0	341	150	491	35	15	5	31	5	8	1													



#12 Hllinski,Ryan	Comp	Att	Int	Pct	Yards	TD	Long	Sacked	Effic
Duke	2	7	0	28.6	34	0	20	0-0	69.37
Ohio	12	20	0	60.0	88	0	20	0-0	96.96
Nebraska	25	39	0	64.1	256	1	43	4-0	127.70
Rutgers	18	33	0	54.5	267	2	64	0-0	142.51
Michigan	14	29	1	48.3	114	0	29	1-12	74.40
Minnesota	1	6	0	16.7	5	0	5	1-0	23.67
TOTALS	72	134	1	53.7	764	3	64	6-12	107.52

#15 Johnson,Hunter	Comp	Att	Int	Pct	Yards	TD	Long	Sacked	Effic
Michigan St.	30	43	0	69.8	283	3	47	4-26	148.07
Indiana St.	9	16	1	56.2	66	1	25	2-17	99.02
Duke	6	16	3	37.5	75	0	44	1-10	39.38
TOTALS	45	75	4	60.0	424	4	47	7-53	114.42

#7 Marty,Andrew	Comp	Att	Int	Pct	Yards	TD	Long	Sacked	Effic
Duke	11	16	0	68.8	151	2	40	1-11	189.27
Minnesota	10	16	0	62.5	93	2	18	1-0	152.57
TOTALS	21	32	0	65.6	244	4	40	2-11	170.92

#9C Richardson,C	Comp	Att	Int	Pct	Yards	TD	Long	Sacked	Effic
Nebraska	0	1	0	0.0	0	0	0	0-0	0.00
Michigan	2	3	0	66.7	19	0	12	0-0	119.87
TOTALS	2	4	0	50.0	19	0	12	0-0	89.90

RUSHING	No-Yds/TD	MSU	ISU	DUKE	BOBCAT	CORNHU	RU	MICH	MINN
Hull,Evan	116-750/5	9-87/0	22-126/2	10-49/0	22-216/2	7-31/0	25-53/0	6-81/1	15-107/0
Clair,Andrew	44-244/1	4-14/0	3-22/0	5-41/0	8-71/0	6-23/0	13-63/1	2-6/0	3-4/0
Tyus III,Anthon	50-205/1	8-8/0	10-71/0	6-33/0	11-51/1	6-29/0	3-4/0	4-3/0	2-6/0
Marty,Andrew	14-72/1	-	DNP	7-44/1	DNP	DNP	DNP	DNP	7-28/0
Cisco,Marcus	8-39/0	3-10/0	DNP	DNP	2-4/0	DNP	DNP	3-25/0	DNP
Newhouse,C	1-25/0	DNP	DNP	-	1-25/0	DNP	DNP	DNP	DNP
Robinson, Jr.,S	3-14/0	2-5/0	-	-	-	-	1-9/0	-	DNP
Jefferson,Jj	2-6/0	DNP	DNP	DNP	DNP	DNP	-	-	2-6/0
Kirtz,Bryce	1-4/0	-	-	-	1-4/0	-	DNP	DNP	DNP
Niro, Raymond	1-1/0	-	-	-	-	1-1/0	-	-	-
Arthurs,Jake	4-1/1	DNP	DNP	DNP	2-2/1	DNP	DNP	2--1/0	DNP
Richardson,C	2-0/0	DNP	DNP	DNP	1-2/0	-	DNP	1--2/0	-
Washington,M	3--2/0	1-2/0	1--10/0	-	-	-	-	1-6/0	-
Adams,Derek	1--5/0	-	-	-	-	-	1--5/0	-	-
Team	7--16/0	-	1--2/0	-	1--2/0	-	2--4/0	2--7/0	1--1/0
Johnson,Hunter	24--22/0	11--14/0	9-2/0	4--10/0	DNP	DNP	DNP	DNP	DNP
Hllinski,Ryan	14--50/0	DNP	DNP	-	2-0/0	6--47/0	3-15/0	2--11/0	1--7/0

RECEIVING	No-Yds/TD	MSU	ISU	DUKE	BOBCAT	CORNHU	RU	MICH	MINN
Robinson, Jr.,S	30-425/2	5-79/1	4-16/0	2-54/0	4-44/0	8-116/1	5-115/0	2-1/0	DNP
Washington,M	28-351/2	3-32/0	2-27/1	3-34/0	2-14/0	3-64/0	5-84/1	6-63/0	4-33/0
Kirtz,Bryce	19-203/0	7-80/0	1-13/0	3-72/0	5-28/0	3-10/0	DNP	DNP	DNP
Hull,Evan	16-116/1	3-23/0	-	4-28/0	-	3-11/0	1-12/0	2-27/0	3-15/1
Gill,Jacob	6-64/1	1-9/0	-	2-34/1	-	1-3/0	1-5/0	1-13/0	-
Jefferson,Jj	4-57/0	DNP	DNP	DNP	DNP	DNP	3-44/0	-	1-13/0
Mangieri,C	8-50/0	2-27/0	-	2-11/0	1-2/0	1-5/0	2-5/0	DNP	-
Lang,Marshall	5-42/2	-	-	2-24/1	-	1-11/0	1-2/1	1-5/0	-
Pugh,Trey	7-34/2	4-18/2	2-10/0	DNP	DNP	1-6/0	DNP	-	-
Clair,Andrew	4-21/0	1-4/0	-	1-3/0	-	2-22/0	-	-	-
Holman,Berkele	2-19/1	DNP	DNP	DNP	DNP	DNP	DNP	DNP	2-19/1
Tyus III,Anthon	3-16/0	2-4/0	-	-	-	-	-	1-12/0	-
Dennis, Wayne	2-16/0	-	-	DNP	DNP	DNP	DNP	1--2/0	1-18/0
Price,G Hooper	2-15/0	-	-	-	-	1-8/0	-	1-7/0	-
Niro, Raymond	3-15/0	2-15/0	-	-	-	1-0/0	-	-	-
Mosely,Jordan	1-7/0	DNP	DNP	DNP	-	-	DNP	1-7/0	DNP

Total Tackles	UA-A	Total	MSU	ISU	DUKE	BOBCAT	CORNHU	RU	MICH	MINN
Bergin, Chris	61-38	99	8-2	8-0	6-7	12-3	2-6	7-3	9-7	9-10
Gallagher, Br	31-32	63	1-0	5-0	1-6	5-0	3-7	6-4	4-10	6-5
Joseph, Brandon	40-20	60	7-1	2-0	6-3	6-1	4-6	4-0	7-5	4-4
Azema, Coco	36-18	54	3-0	DNP	5-7	6-0	3-4	4-1	10-3	5-3
Mcintyre, Peter	18-31	49	4-1	3-1	3-12	1-2	1-5	1-2	2-5	3-3
Adebawore, A	20-9	29	2-0	2-1	1-2	3-0	1-3	7-0	1-2	3-1
Mitchell, C	24-4	28	2-0	3-0	3-0	2-0	4-1	3-0	2-3	5-0
Miller, Samdup	12-14	26	2-2	DNP	2-9	DNP	2-1	2-0	0-1	4-1
Hampton, A.J.	20-5	25	4-1	2-0	2-1	2-0	5-1	2-1	1-1	2-0
Meiser, Jeremy	17-8	25	1-0	1-0	3-3	2-1	0-1	4-0	6-1	0-2
Jackson, Bryce	14-5	19	4-0	5-0	1-3	-	3-2	1-0	-	-
Heard, Rod	13-5	18	1-1	-	6-2	1-0	0-1	1-0	4-1	-
Pooler, Jr., Jeff	4-13	17	-	0-2	2-3	2-2	-	0-1	0-4	0-1
Kent, Trevor	7-7	14	1-0	DNP	0-5	DNP	1-2	1-0	2-0	2-0
Niro, Raymond	2-6	8	-	-	0-1	0-1	-	0-2	2-2	-
Mueller, Xander	2-6	8	-	-	1-1	0-2	DNP	0-1	1-1	0-1
Hudetz, Troy	4-3	7	-	1-0	0-1	1-0	2-2	-	-	-
Spivak, Joe	3-2	5	-	-	1-2	1-0	DNP	1-0	DNP	-
McLaughlin, S	1-4	5	-	-	DNP	0-2	0-1	1-0	0-1	-
Jones, Khalid	3-1	4	1-0	-	DNP	2-1	DNP	DNP	DNP	DNP
O'Rourke, Devin	3-0	3	-	1-0	DNP	1-0	-	-	-	1-0
Hollis Jr., G	1-1	2	DNP	1-0	DNP	-	0-1	-	DNP	DNP
Gold, Jason	0-2	2	DNP	DNP	DNP	-	-	0-1	-	0-1
Joseph, Jaheem	0-2	2	DNP	-	DNP	0-1	0-1	DNP	-	-
Snodgrass, Pete	0-2	2	-	-	-	-	-	0-1	0-1	-
Rivers, Jaylen	2-0	2	DNP	DNP	DNP	2-0	-	DNP	DNP	DNP
Carrington, Tren	2-0	2	-	-	1-0	-	-	-	1-0	-
Jansey Jr, M	1-0	1	-	1-0	DNP	-	DNP	DNP	DNP	DNP
Metz, Greyson	0-1	1	-	-	DNP	-	0-1	-	-	-
Wiederkehr, E	1-0	1	-	-	-	-	DNP	DNP	1-0	DNP
Haskins, Tyler	0-1	1	-	-	DNP	-	-	0-1	-	-
Price, G Hooper	1-0	1	-	-	1-0	-	-	-	-	-
Kirtz, Bryce	1-0	1	-	-	1-0	-	-	DNP	DNP	DNP
Edwards, Te-Rah	1-0	1	-	1-0	DNP	-	DNP	DNP	DNP	DNP
Skoronski, P	1-0	1	-	-	1-0	-	DNP	-	DNP	DNP

## TEAM STATISTICS

Date	Opponent	Rushing				Receiving				Passing				Kick Returns				Punt Returns				tot off
		no.	yds	td	lg	no.	yds	td	lg	cmp-att-int	yds	td	lg	no.	yds	td	lg	no.	yds	td	lg	
Sep 03	MICHIGAN ST.	38	112	0	49	30	283	3	47	30-43-0	283	3	47	3	62	0	29	1	13	0	13	395
Sep 11	INDIANA ST.	46	209	2	20	9	66	1	25	9-16-1	66	1	25	0	0	0	0	4	166	0	65	275
Sep 18	at Duke	32	157	1	25	19	260	2	44	19-39-3	260	2	44	2	10	0	10	3	16	0	14	417
Sep 25	OHIO	51	373	4	90	12	88	0	20	12-20-0	88	0	20	0	0	0	0	1	13	0	13	461
Oct 02	at Nebraska	26	37	0	11	25	256	1	43	25-40-0	256	1	43	1	18	0	18	0	0	0	0	293
Oct 16	RUTGERS	48	135	1	27	18	267	2	64	18-33-0	267	2	64	0	0	0	0	2	3	0	3	402
Oct 23	at Michigan	23	100	1	75	16	133	0	29	16-32-1	133	0	29	3	46	0	16	1	9	0	9	233
Oct 30	MINNESOTA	31	143	0	30	11	98	2	18	11-22-0	98	2	18	3	47	0	21	0	1	0	1	241
Northwestern		295	1266	9	90	140	1451	11	64	140-245-5	1451	11	64	12	183	0	29	12	221	0	65	2717
		337	1839	22	83	159	1528	5	70	159-240-4	1528	5	70	18	346	0	37	10	101	0	19	3367

Games: 8 • Avg/rush: 4.3 • Avg/catch: 10.4 • Pass effc: 117.63 • KR avg: 15.2 • PR avg: 18.4 • All purpose avg/game: 394.9 • Total offense avg/gm: 339.6

Date	Opponent	Tackles				Sacks		Fumble		Pass Defense			blkd	PAT Attempts				off		
		ua	a	total	tfl-yds	no-yds	ff	fr-yds	int-yds	qbh	brup	kick	kick	rush	rcv	saf	t/o	pts		
Sep 03	MICHIGAN ST.	41	8	49	2.0-11	2.0-11	1	1-0	0-0	3	2	0	3-3	0	0	0	7	21		
Sep 11	INDIANA ST.	36	4	40	5.0-20	3.0-18	1	1-0	0-0	4	4	0	3-3	0	0	0	0	24		
Sep 18	at Duke	47	68	115	8.0-21	1.0-5	2	2-0	1-0	2	6	0	2-2	0	0	0	7	23		
Sep 25	OHIO	49	16	65	4.0-24	4.0-24	1	1-0	2-26	3	1	0	3-3	1	0	0	14	35		
Oct 02	at Nebraska	31	46	77	0.0-4	0.0-0	0	0-0	0-0	1	1	0	1-1	0	0	0	0	1		
Oct 16	RUTGERS	45	18	63	11.0-43	4.0-19	2	1-0	0-0	4	5	0	3-3	0	0	0	0	21		
Oct 23	at Michigan	53	48	101	2.0-12	1.0-10	2	2-0	0-0	0	3	0	1-1	0	0	0	0	7		
Oct 30	MINNESOTA	44	32	76	0.0-2	0.0-0	0	0-0	1-0	0	3	0	2-2	0	0	0	0	2		
Northwestern		346	240	586	32.0-137	15.0-87	9	8-0	4-26	17	25	0	18-18	1	0	0	28	134		
		341	150	491	35.0-209	8.0-68	8	5-0	5-37	19	31	1	25-25	0	0	0	19	133		

		Punting									Field Goals			Kickoffs				
Date	Opponent	no.	yds	avg	long	blkd	tb	fc	50+	i20	md-att	long	blkd	no.	yds	avg	tb	ob
Sep 03	MICHIGAN ST.	5	195	39.0	48	0	0	4	0	1	0-2	0	0	4	177	44.2	1	0
Sep 11	INDIANA ST.	4	175	43.8	53	0	0	3	1	1	1-1	47	0	5	309	61.8	2	0
Sep 18	at Duke	5	224	44.8	55	0	0	2	1	2	1-1	25	0	5	295	59.0	1	0
Sep 25	OHIO	4	189	47.2	54	0	0	1	2	2	2-3	26	0	7	429	61.3	1	0
Oct 02	at Nebraska	6	261	43.5	51	0	0	6	2	3	0-0	0	0	2	130	65.0	2	0
Oct 16	RUTGERS	7	279	39.9	55	0	0	2	1	3	0-1	0	0	4	258	64.5	1	0
Oct 23	at Michigan	7	256	36.6	52	1	0	1	1	1	0-1	0	0	2	122	61.0	0	0
Oct 30	MINNESOTA	3	148	49.3	53	0	0	1	2	0	0-0	0	0	2	117	58.5	0	0
Northwestern		41	1727	42.1	55	1	0	20	10	13	4-9	47	0	31	1837	59.3	8	0
		38	1697	44.7	84	0	2	6	6	13	8-13	50	0	43	2542	59.1	19	0

## OPPONENT STATISTICS

Date	Opponent	Rushing				Receiving				Passing				Kick Returns				Punt Returns				tot off
		no.	yds	td	lg	no.	yds	td	lg	cmp-att-int	yds	td	lg	no.	yds	td	lg	no.	yds	td	lg	
Sep 03	MICHIGAN ST.	37	326	4	75	15	185	1	26	15-26-0	185	1	26	1	12	0	12	0	0	0	0	511
Sep 11	INDIANA ST.	22	31	0	8	22	138	1	17	22-35-0	138	1	17	3	56	0	19	1	2	0	0	169
Sep 18	at Duke	53	211	2	21	32	350	1	50	32-45-1	350	1	50	3	64	0	32	2	23	0	12	561
Sep 25	OHIO	31	179	1	55	21	169	0	21	21-32-2	169	0	21	6	123	0	37	2	13	0	11	348
Oct 02	at Nebraska	53	427	7	83	15	230	1	70	15-21-0	230	1	70	0	0	0	0	0	0	0	0	657
Oct 16	RUTGERS	34	63	0	14	19	159	1	46	19-32-0	159	1	46	3	50	0	29	2	22	0	14	222
Oct 23	at Michigan	54	294	4	24	23	163	0	18	23-32-0	163	0	18	2	41	0	23	3	28	0	19	457
Oct 30	MINNESOTA	53	308	4	41	12	134	0	24	12-17-1	134	0	24	0	0	0	0	0	13	0	13	442
Opponents		337	1839	22	83	159	1528	5	70	159-240-4	1528	5	70	18	346	0	37	10	101	0	19	3367
		295	1266	9	90	140	1451	11	64	140-245-5	1451	11	64	12	183	0	29	12	221	0	65	2717

Games: 8 • Avg/rush: 5.5 • Avg/catch: 9.6 • Pass eff: 123.27 • KR avg: 19.2 • PR avg: 10.1 • All purpose avg/game: 481.4 • Total offense avg/gm: 420.9

		Tackles				Sacks	Fumble		Pass Defense			blkd	PAT Attempts			off		
Date	Opponent	ua	a	total	tfl-yds	no-yds	ff	fr-yds	int-yds	qbh	brup	kick	kick	rush	rcv	saf	t/o	pts
Sep 03	MICHIGAN ST.	55	18	73	8.0-33	4.0-18	0	0-0	0-0	3	5	0	5-5	0	0	0	0	38
Sep 11	INDIANA ST.	51	6	57	9.0-43	2.0-17	0	1-0	1-0	1	2	0	0-0	0	0	0	0	6
Sep 18	at Duke	29	46	75	6.0-26	2.0-21	3	2-0	3-14	3	6	0	3-3	0	0	0	13	30
Sep 25	OHIO	56	6	62	4.0-9	0.0-0	0	1-0	0-0	2	2	0	0-0	0	0	0	0	6
Oct 02	at Nebraska	36	26	62	0.0-50	4.0-0	3	0-0	0-0	3	2	0	8-8	0	0	0	0	8
Oct 16	RUTGERS	48	24	72	4.0-15	0.0-0	1	0-0	0-0	3	7	0	1-1	0	0	0	0	7
Oct 23	at Michigan	27	20	47	4.0-19	1.0-12	0	1-0	1-23	4	7	1	3-3	0	0	0	6	33
Oct 30	MINNESOTA	39	4	43	0.0-14	2.0-0	1	0-0	0-0	0	0	0	5-5	0	0	0	0	5
Opponents		341	150	491	35.0-209	8.0-68	8	5-0	5-37	19	31	1	25-25	0	0	0	19	133
		346	240	586	32.0-137	15.0-87	9	8-0	4-26	17	25	0	18-18	1	0	0	28	134

		Punting										Field Goals			Kickoffs				
Date	Opponent	no.	yds	avg	long	blkd	tb	fc	50+	i20	md-att	long	blkd	no.	yds	avg	tb	ob	
Sep 03	MICHIGAN ST.	4	189	47.2	57	0	1	0	1	1	1-2	37	0	7	439	62.7	4	0	
Sep 11	INDIANA ST.	9	368	40.9	53	0	0	2	2	3	0-0	0	0	2	104	52.0	1	0	
Sep 18	at Duke	4	183	45.8	64	0	0	0	1	0	3-4	50	0	7	362	51.7	3	0	
Sep 25	OHIO	7	281	40.1	45	0	0	1	0	4	0-1	0	0	1	65	65.0	1	0	
Oct 02	at Nebraska	1	84	84.0	84	0	0	0	1	1	0-0	0	0	9	574	63.8	5	0	
Oct 16	RUTGERS	9	403	44.8	56	0	0	3	1	4	0-1	0	0	2	116	58.0	1	0	
Oct 23	at Michigan	3	143	47.7	48	0	1	0	0	0	2-3	44	0	7	398	56.9	2	0	
Oct 30	MINNESOTA	1	46	46.0	46	0	0	0	0	0	2-2	0	0	8	484	60.5	2	0	
Opponents		38	1697	44.7	84	0	2	6	6	13	8-13	50	0	43	2542	59.1	19	0	
		41	1727	42.1	55	1	0	20	10	13	4-9	47	0	31	1837	59.3	8	0	



## Northwestern Inside Opponent Red-Zone

Date	Opponent	Score	Times	Times	Total	Rush		Pass	FGs	Failed to score inside RZ					
			In RZ	Scored	Pts	TDs	TDs	TDs	Made	FGA	Down	Int	Fumb	Half	Game
Sep 03, 2021	MICHIGAN ST.	L 21-38	4	3	21	3	0	3	0	1	0	0	0	0	0
Sep 11, 2021	INDIANA ST.	W 24-6	3	2	14	2	2	0	0	0	1	0	0	0	0
Sep 18, 2021	at Duke	L 23-30	4	3	16	2	1	1	1	0	0	0	1	0	0
Sep 25, 2021	OHIO	W 35-6	7	5	28	3	3	0	2	1	0	0	1	0	0
Oct 02, 2021	at Nebraska	L 7-56	1	0	0	0	0	0	0	0	0	0	1	0	0
Oct 16, 2021	RUTGERS	W 21-7	3	2	14	2	1	1	0	0	0	0	0	1	0
Oct 23, 2021	at Michigan	L 7-33	1	0	0	0	0	0	0	1	0	0	0	0	0
Oct 30, 2021	MINNESOTA	L 14-41	2	2	14	2	0	2	0	0	0	0	0	0	0
Totals			25	17	107	14	7	7	3	3	1	0	3	1	0
17 of 25 (68.0%)															

## Opponents Inside Northwestern Red-Zone

Date	Opponent	Score	Times	Times	Total	Rush		Pass	FGs	Failed to score inside RZ					
			In RZ	Scored	Pts	TDs	TDs	TDs	Made	FGA	Down	Int	Fumb	Half	Game
Sep 03, 2021	MICHIGAN ST.	L 21-38	5	5	31	4	3	1	1	0	0	0	0	0	0
Sep 11, 2021	INDIANA ST.	W 24-6	1	1	6	1	0	1	0	0	0	0	0	0	0
Sep 18, 2021	at Duke	L 23-30	5	4	20	2	1	1	2	0	0	0	1	0	0
Sep 25, 2021	OHIO	W 35-6	1	0	0	0	0	0	0	1	0	0	0	0	0
Oct 02, 2021	at Nebraska	L 7-56	6	5	35	5	5	0	0	0	0	0	0	0	1
Oct 16, 2021	RUTGERS	W 21-7	2	1	7	1	0	1	0	1	0	0	0	0	0
Oct 23, 2021	at Michigan	L 7-33	7	5	30	4	4	0	1	1	0	0	1	0	0
Oct 30, 2021	MINNESOTA	L 14-41	4	4	20	2	2	0	2	0	0	0	0	0	0
Totals			31	25	149	19	15	4	6	3	0	0	2	0	1
25 of 31 (80.6%)															

## 3rd-Down Conversions

Date	Opponent	Score	Overall	1st Qtr	2nd Qtr	3rd Qtr	4th Qtr	Overtime
Sep 03, 2021	MICHIGAN ST.	L 21-38	8-20 40.0	2-5 40.0	2-6 33.3	1-4 25.0	3-5 60.0	
Sep 11, 2021	INDIANA ST.	W 24-6	5-13 38.5	3-3 100.0	0-4 0.0	1-3 33.3	1-3 33.3	
Sep 18, 2021	at Duke	L 23-30	5-13 38.5	2-5 40.0	0-1 0.0	3-5 60.0	0-2 0.0	
Sep 25, 2021	OHIO	W 35-6	8-15 53.3	2-3 66.7	2-5 40.0	1-3 33.3	3-4 75.0	
Oct 02, 2021	at Nebraska	L 7-56	5-14 35.7	2-4 50.0	1-3 33.3	2-6 33.3	0-1 0.0	
Oct 16, 2021	RUTGERS	W 21-7	5-17 29.4	1-5 20.0	3-5 60.0	0-3 0.0	1-4 25.0	
Oct 23, 2021	at Michigan	L 7-33	4-14 28.6	1-4 25.0	0-1 0.0	2-5 40.0	1-4 25.0	
Oct 30, 2021	MINNESOTA	L 14-41	4-11 36.4	2-3 66.7	0-1 0.0	0-3 0.0	2-4 50.0	
	Northwestern		44-117 37.6	15-32 46.9	8-26 30.8	10-32 31.2	11-27 40.7	0-0 0.0
	Opponents		53-119 44.5	17-31 54.8	15-34 44.1	9-26 34.6	12-28 42.9	0-0 0.0

## 4th-Down Conversions

Date	Opponent	Score	Overall	1st Qtr	2nd Qtr	3rd Qtr	4th Qtr	Overtime
Sep 03, 2021	MICHIGAN ST.	L 21-38	4-5 80.0	0-1 0.0	2-2 100.0	0-0 0.0	2-2 100.0	
Sep 11, 2021	INDIANA ST.	W 24-6	1-2 50.0	0-0 0.0	0-0 0.0	0-1 0.0	1-1 100.0	
Sep 18, 2021	at Duke	L 23-30	0-1 0.0	0-0 0.0	0-0 0.0	0-1 0.0	0-0 0.0	
Sep 25, 2021	OHIO	W 35-6	0-0 0.0	0-0 0.0	0-0 0.0	0-0 0.0	0-0 0.0	
Oct 02, 2021	at Nebraska	L 7-56	1-3 33.3	0-0 0.0	1-2 50.0	0-1 0.0	0-0 0.0	
Oct 16, 2021	RUTGERS	W 21-7	1-3 33.3	0-1 0.0	0-0 0.0	0-1 0.0	1-1 100.0	
Oct 23, 2021	at Michigan	L 7-33	1-2 50.0	0-0 0.0	0-0 0.0	0-0 0.0	1-2 50.0	
Oct 30, 2021	MINNESOTA	L 14-41	1-3 33.3	0-0 0.0	0-0 0.0	1-2 50.0	0-1 0.0	
	Northwestern		9-19 47.4	0-2 0.0	3-4 75.0	1-6 16.7	5-7 71.4	0-0 0.0
	Opponents		5-10 50.0	2-2 100.0	1-3 33.3	1-1 100.0	1-4 25.0	0-0 0.0

## Time of Possession

Date	Opponent	Score	Overall	1st Qtr	2nd Qtr	3rd Qtr	4th Qtr	Overtime
Sep 03, 2021	MICHIGAN ST.	L 21-38	33:48	7:53	8:06	9:10	8:39	
Sep 11, 2021	INDIANA ST.	W 24-6	29:38	8:21	6:19	6:21	8:37	
Sep 18, 2021	at Duke	L 23-30	22:29	7:17	4:37	8:12	2:23	
Sep 25, 2021	OHIO	W 35-6	31:10	4:26	9:27	8:48	8:29	
Oct 02, 2021	at Nebraska	L 7-56	25:55	6:49	7:39	9:01	2:26	
Oct 16, 2021	RUTGERS	W 21-7	32:59	8:15	8:55	6:09	9:40	
Oct 23, 2021	at Michigan	L 7-33	20:41	5:07	1:59	6:50	6:45	
Oct 30, 2021	MINNESOTA	L 14-41	19:51	2:18	4:10	6:36	6:47	
	Northwestern	Total	216:31	50:26	51:12	61:07	53:46	0:00
		Avg.	27:03	6:18	6:24	7:38	6:43	0:00
	Opponents	Total	259:42	69:34	65:01	58:53	66:14	0:00
		Avg.	32:27	8:41	8:07	7:21	8:16	0:00

## 20-YARD PLUS PLAYS

Yds	Type	Player(s)	Opponent
90*	Rush	Hull,Evan	Ohio
75*	Rush	Hull,Evan	Michigan
75*	Rush	Hull,Evan	Michigan
65	PR	Joseph,Brandon	Indiana St.
64*	Pass	Washington,Malik from Hllinski,Ryan	Rutgers
49	Rush	Hull,Evan	Michigan St.
47	Pass	Robinson, Jr.,Stepho from Johnson,Hunter	Michigan St.
47	Pass	Robinson, Jr.,Stepho from Hllinski,Ryan	Rutgers
46	PR	Joseph,Brandon	Indiana St.
44	Pass	Kirtz,Bryce from Johnson,Hunter	Duke
43	Pass	Washington,Malik from Hllinski,Ryan	Nebraska
41	Pass	Kirtz,Bryce from Johnson,Hunter	Michigan St.
40	Pass	Robinson, Jr.,Stepho from Marty,Andrew	Duke
36	PR	Niro III,Raymond	Indiana St.
32	Pass	Robinson, Jr.,Stepho from Hllinski,Ryan	Nebraska
32	Rush	Clair,Andrew	Ohio
32	Pass	Jefferson,Jj from Hllinski,Ryan	Rutgers
31*	Pass	Gill,Jacob from Marty,Andrew	Duke
31	Rush	Hull,Evan	Ohio
30	Rush	Hull,Evan	Minnesota
29	KR	Azema,Coco	Michigan St.
29	Pass	Washington,Malik from Hllinski,Ryan	Michigan
29	Pass	Washington,Malik from Hllinski,Ryan	Michigan
28*	Pass	Robinson, Jr.,Stepho from Hllinski,Ryan	Nebraska
27	Rush	Clair,Andrew	Rutgers
26	INT	Joseph,Brandon	Ohio
26	Pass	Hull,Evan from Hllinski,Ryan	Michigan
26	Pass	Hull,Evan from Hllinski,Ryan	Michigan
25	Rush	Newhouse,C	Ohio
25	Pass	Mangieri,C from Johnson,Hunter	Michigan St.
25*	Pass	Washington,Malik from Johnson,Hunter	Indiana St.
25	Rush	Clair,Andrew	Duke
22	Pass	Robinson, Jr.,Stepho from Hllinski,Ryan	Rutgers
22	KR	Azema,Coco	Michigan St.
21	Rush	Marty,Andrew	Duke
21	KR	Jefferson,Jj	Minnesota
20	Pass	Robinson, Jr.,Stepho from Hllinski,Ryan	Rutgers
20	Rush	Hull,Evan	Indiana St.
20*	Pass	Lang,Marshall from Marty,Andrew	Duke
20	Pass	Robinson, Jr.,Stepho from Hllinski,Ryan	Ohio
20	Pass	Kirtz,Bryce from Hllinski,Ryan	Duke

\* touchdown scored on play

## LONG PLAYS BY THE NUMBERS

Long Plays By Yards	No.	TD
100+	0	0
90-99	1	1
80-89	0	0
70-79	2	2
60-69	2	1
50-59	0	0
40-49	8	0
30-39	7	1
20-29	21	3

Long Plays By Type	No.	TD
Rushing	12	3
Passing	22	5
Punt returns	3	0
Kick returns	3	0
Interceptions	1	0
Fumble returns	0	0
Other	0	0
TOTAL	41	8

## 20-YARD PLUS BY PLAYER

Player	No.	TD	R	P	KR	PR	IR	FR
Hull,Evan	9	3	7	2	0	0	0	0
Robinson, Jr.,Stepho	8	1	0	8	0	0	0	0
Washington,Malik	5	2	0	5	0	0	0	0
Clair,Andrew	3	0	3	0	0	0	0	0
Joseph,Brandon	3	0	0	0	0	2	1	0
Kirtz,Bryce	3	0	0	3	0	0	0	0
Azema,Coco	2	0	0	0	2	0	0	0
Jefferson,Jj	2	0	0	1	1	0	0	0
Gill,Jacob	1	1	0	1	0	0	0	0
Lang,Marshall	1	1	0	1	0	0	0	0
Newhouse,C	1	0	1	0	0	0	0	0
Niro III,Raymond	1	0	0	0	0	1	0	0
Marty,Andrew	1	0	1	0	0	0	0	0
Mangieri,C	1	0	0	1	0	0	0	0
TOTAL	41	8	12	22	3	3	1	0

## LONGEST PLAYS OF THE YEAR

### Rushing

90 Hull,Evan vs Ohio (9/25/2021)

### Rushing Touchdown

90 Hull,Evan vs Ohio (9/25/2021)

### Passing

64 Washington,Malik from Hllinski,Ryan vs Rutgers (10/16/2021)

### Passing Touchdown

64 Washington,Malik from Hllinski,Ryan vs Rutgers (10/16/2021)

### Punt Return

65 Joseph,Brandon vs Indiana St. (9/11/2021)

### Kick Return

29 Azema,Coco vs Michigan St. (9/3/2021)

### Interception Return

26 Joseph,Brandon vs Ohio (9/25/2021)

### Fumble Return

None

### Punt

55 Adams,Derek vs Duke (9/18/2021)

55 Adams,Derek vs Rutgers (10/16/2021)

### Field Goal

47 Kuhbänder,C vs Indiana St. (9/11/2021)

## INDIVIDUAL GAME HIGHS

Rushes	25	Hull,Evan vs Rutgers (Oct 16, 2021)
Yards Rushing	216	Hull,Evan vs Ohio (Sep 25, 2021)
TD Rushes	2	Hull,Evan vs Indiana St. (Sep 11, 2021)
	2	Hull,Evan vs Ohio (Sep 25, 2021)
Long Rush	90	Hull,Evan vs Ohio (Sep 25, 2021)
Pass attempts	43	Johnson,Hunter vs Michigan St. (Sep 03, 2021)
Pass completions	30	Johnson,Hunter vs Michigan St. (Sep 03, 2021)
Yards Passing	283	Johnson,Hunter vs Michigan St. (Sep 03, 2021)
TD Passes	3	Johnson,Hunter vs Michigan St. (Sep 03, 2021)
Long Pass	64	Hllinski,Ryan vs Rutgers (Oct 16, 2021)
Receptions	8	Robinson, Jr.,Stepho at Nebraska (Oct 02, 2021)
Yards Receiving	116	Robinson, Jr.,Stepho at Nebraska (Oct 02, 2021)
TD Receptions	2	Pugh,Trey vs Michigan St. (Sep 03, 2021)
Long Reception	64	Washington,Malik vs Rutgers (Oct 16, 2021)
Field Goals	2	Kuhbander,C vs Ohio (Sep 25, 2021)
Long Field Goal	47	Kuhbander,C vs Indiana St. (Sep 11, 2021)
Punts	7	Adams,Derek vs Rutgers (Oct 16, 2021)
Punting Avg	49.3	Adams,Derek vs Minnesota (Oct 30, 2021)
Long Punt	55	Adams,Derek at Duke (Sep 18, 2021)
	55	Adams,Derek vs Rutgers (Oct 16, 2021)
Punts inside 20	3	Adams,Derek vs Rutgers (Oct 16, 2021)
Long Punt Return	65	Joseph,Brandon vs Indiana St. (Sep 11, 2021)
Long Kickoff Return	29	Azema,Coco vs Michigan St. (Sep 03, 2021)
Tackles	19	Bergin,Chris vs Minnesota (Oct 30, 2021)
Sacks	1.5	Adebawore,Adetomiwa vs Indiana St. (Sep 11, 2021)
Tackles For Loss	4.0	Adebawore,Adetomiwa vs Rutgers (Oct 16, 2021)
Interceptions	1	Bergin,Chris at Duke (Sep 18, 2021)
	1	Joseph,Brandon vs Ohio (Sep 25, 2021)
	1	Jackson,Bryce vs Ohio (Sep 25, 2021)
	1	Joseph,Brandon vs Minnesota (Oct 30, 2021)



## TEAM GAME HIGHS

Rushes	51	vs Ohio (Sep 25, 2021)
Yards Rushing	373	vs Ohio (Sep 25, 2021)
Yards Per Rush	7.3	vs Ohio (Sep 25, 2021)
TD Rushes	4	vs Ohio (Sep 25, 2021)
Pass attempts	43	vs Michigan St. (Sep 03, 2021)
Pass completions	30	vs Michigan St. (Sep 03, 2021)
Yards Passing	283	vs Michigan St. (Sep 03, 2021)
Yards Per Pass	8.1	vs Rutgers (Oct 16, 2021)
TD Passes	3	vs Michigan St. (Sep 03, 2021)
Total Plays	81	vs Michigan St. (Sep 03, 2021)
	81	vs Rutgers (Oct 16, 2021)
Total Offense	461	vs Ohio (Sep 25, 2021)
Yards Per Play	6.5	vs Ohio (Sep 25, 2021)
Points	35	vs Ohio (Sep 25, 2021)
Sacks By	4	vs Ohio (Sep 25, 2021)
	4	vs Rutgers (Oct 16, 2021)
First Downs	22	at Duke (Sep 18, 2021)
	22	vs Ohio (Sep 25, 2021)
Penalties	6	at Nebraska (Oct 02, 2021)
Penalty Yards	55	vs Indiana St. (Sep 11, 2021)
Turnovers	5	at Duke (Sep 18, 2021)
Interceptions By	2	vs Ohio (Sep 25, 2021)
Punts	7	vs Rutgers (Oct 16, 2021)
	7	at Michigan (Oct 23, 2021)
Punting Avg	49.3	vs Minnesota (Oct 30, 2021)
Long Punt	55	at Duke (Sep 18, 2021)
	55	vs Rutgers (Oct 16, 2021)
Punts inside 20	3	at Nebraska (Oct 02, 2021)
	3	vs Rutgers (Oct 16, 2021)
Long Punt Return	65	vs Indiana St. (Sep 11, 2021)

##	PLAYER	GP-GS	MSU	ISU	DUKE	BOBCAT	CORNHU	RU	MICH	MINN
36	Adams,Derek	8/-	XXX	XXX	XXX	XXX	XXX	XXX	XXX	XXX
99	Adebawore,A	8/8	START	START	START	START	START	START	START	START
86	Albright,Lawson	1/-	XXX	...	...	...	...	...	...	...
3J	Arthurs,Jake	2/-	...	...	...	XXX	...	...	XXX	...
0	Azema,Coco	7/5	XXX	...	XXX	START	START	START	START	START
1B	Bacon,Preston	4/-	...	...	...	XXX	...	XXX	XXX	XXX
28	Bergin,Chris	8/8	START	START	START	START	START	START	START	START
40	Bergin,Owen	1/-	...	...	...	...	...	...	XXX	...
90	Blake,Wyatt	2/-	...	...	...	XXX	...	...	...	XXX
52	Butler,Jordan	5/-	XXX	XXX	...	XXX	XXX	...	XXX	...
2T	Carrington,Tren	8/-	XXX	XXX	XXX	XXX	XXX	XXX	XXX	XXX
29	Cisco,Marcus	3/-	XXX	...	...	XXX	...	...	XXX	...
1C	Clair,Andrew	8/-	XXX	XXX	XXX	XXX	XXX	XXX	XXX	XXX
45	Coleman,Cullen	2/-	...	...	...	XXX	XXX	...	...	...
63	D'Antonio,Dom	6/-	...	XXX	...	XXX	XXX	XXX	XXX	XXX
38	DeHaan,Joe	1/-	...	...	...	XXX	...	...	...	...
8	Dennis, Wayne	4/-	XXX	XXX	...	...	...	...	XXX	XXX
8T	Edwards,Te-Rah	3/-	XXX	XXX	...	XXX	...	...	...	...
1F	Finison,Trey	2/-	...	XXX	...	XXX	...	...	...	...
32	Gallagher,Br	8/6	XXX	XXX	START	START	START	START	START	START
9J	Genyk,Jake	1/-	...	...	...	...	XXX	...	...	...
5S	Gerak,Sam	4/4	START	START	START	...	START	...	...	...
19	Gill,Jacob	8/-	XXX	XXX	XXX	XXX	XXX	XXX	XXX	XXX
94	Gold, Jason	5/-	...	...	...	XXX	XXX	XXX	XXX	XXX
87	Gordon,Thomas	7/-	XXX	XXX	...	XXX	XXX	XXX	XXX	XXX
43	Halkyard,W	3/-	...	XXX	...	XXX	XXX	...	...	...
11	Hampton,A.J.	8/5	XXX	XXX	XXX	START	START	START	START	START
21	Haskins,Tyler	7/-	XXX	XXX	...	XXX	XXX	XXX	XXX	XXX
74	He'Bert,Payne	3/-	...	...	...	...	...	XXX	XXX	XXX
82	Heald,Braeden	2/-	...	...	...	XXX	...	...	...	XXX
24	Heard,Rod	8/3	START	START	START	XXX	XXX	XXX	XXX	XXX
12	Hillinski,Ryan	6/5	...	...	XXX	START	START	START	START	START
13	Hollis Jr., G	4/-	...	XXX	...	XXX	XXX	XXX	...	...
4	Holman,Berkele	1/-	...	...	...	...	...	...	...	XXX
47	Hudetz,Troy	8/-	XXX	XXX	XXX	XXX	XXX	XXX	XXX	XXX
26	Hull,Evan	8/7	XXX	START	START	START	START	START	START	START
22	Jackson,Bryce	8/3	START	START	START	XXX	XXX	XXX	XXX	XXX
33	Jansey Jr,M	3/-	XXX	XXX	...	XXX	...	...	...	...
3	Jefferson,Jj	3/2	...	...	...	...	...	XXX	START	START
15	Johnson,Hunter	3/3	START	START	START	...	...	...	...	...
10	Johnson,Theran	1/-	...	...	...	...	...	XXX	...	...
44	Jones,Khalid	3/2	START	START	...	XXX	...	...	...	...
16	Joseph,Brandon	8/8	START	START	START	START	START	START	START	START
25	Joseph,Jaheem	5/-	...	XXX	...	XXX	XXX	...	XXX	XXX
85	Kennedy,Jack	1/-	...	...	...	XXX	...	...	...	...
96	Kent,Trevor	6/4	START	...	XXX	...	XXX	START	START	START
17	Kirtz,Bryce	5/5	START	START	START	START	START	...	...	...

# NORTHWESTERN FOOTBALL

##	PLAYER	GP-GS	MSU	ISU	DUKE	BOBCAT	CORNHU	RU	MICH	MINN
1Z	Krause,Zac	1/-	...	...	...	XXX	...	...	...	...
1K	Kuhbander,C	8/-	XXX	XXX	XXX	XXX	XXX	XXX	XXX	XXX
88	Lang,Marshall	8/2	XXX	XXX	START	XXX	XXX	START	XXX	XXX
83	Lansbury,Will	7/-	XXX	XXX	...	XXX	XXX	XXX	XXX	XXX
89	Mangieri,C	7/7	START	START	START	START	START	START	...	START
41	Mann,Grayson	2/-	...	...	...	XXX	...	XXX	...	...
7	Marty,Andrew	3/-	XXX	...	XXX	...	...	...	...	XXX
40	Mcintyre,Peter	8/8	START	START	START	START	START	START	START	START
97	McLaughlin,S	7/-	XXX	XXX	...	XXX	XXX	XXX	XXX	XXX
54	Meiser,Jeremy	8/7	XXX	START	START	START	START	START	START	START
57	Metz,Greyson	7/-	XXX	XXX	...	XXX	XXX	XXX	XXX	XXX
91	Miller,Samdup	6/6	START	...	START	...	START	START	START	START
2	Mitchell,C	8/8	START	START	START	START	START	START	START	START
2J	Mosely,Jordan	3/-	...	...	...	XXX	XXX	...	XXX	...
34	Mueller,Xander	7/-	XXX	XXX	XXX	XXX	...	XXX	XXX	XXX
2N	Newhouse,C	2/-	...	...	XXX	XXX	...	...	...	...
23	Niro, Raymond	8/1	START	XXX	XXX	XXX	XXX	XXX	XXX	XXX
46	O'Rourke,Devin	7/-	XXX	XXX	...	XXX	XXX	XXX	XXX	XXX
98	Olges,Duke	1/-	...	...	...	XXX	...	...	...	...
92	Olsen,Jack	1/-	...	...	...	XXX	...	...	...	...
5J	Pooler,Jr.,Jeff	8/2	XXX	START	XXX	START	XXX	XXX	XXX	XXX
18	Price,G Hooper	8/1	XXX	XXX	XXX	XXX	XXX	XXX	XXX	START
68	Priebe,Josh	4/4	START	START	...	...	START	...	...	START
80	Pugh,Trey	5/-	XXX	XXX	...	...	XXX	...	XXX	XXX
9C	Richardson,C	4/-	...	...	...	XXX	XXX	...	XXX	XXX
31	Rivers,Jaylen	2/-	...	...	...	XXX	XXX	...	...	...
5	Robinson, Jr.,S	7/7	START	START	START	START	START	START	START	...
55	Rowley,Conrad	3/-	XXX	XXX	...	...	XXX	...	...	...
69	Schmidt,Charlie	4/4	START	START	START	...	START	...	...	...
62	Skidmore,Max	2/-	XXX	XXX	...	...	...	...	...	...
77	Skoronski,P	5/5	START	START	START	START	...	START	...	...
48	Snodgrass,Pete	8/-	XXX	XXX	XXX	XXX	XXX	XXX	XXX	XXX
50	Spencer,Pj	1/-	...	...	...	XXX	...	...	...	...
1	Spivak,Joe	6/4	START	START	START	START	...	XXX	...	XXX
58	Story,Najee	1/-	...	...	...	...	XXX	...	...	...
72	Tiernan,Caleb	1/-	...	...	...	...	XXX	...	...	...
78	Trifunovic,L	1/-	...	...	...	XXX	...	...	...	...
27	Tyus III,Anthon	8/1	START	XXX	XXX	XXX	XXX	XXX	XXX	XXX
6	Washington,M	8/5	XXX	START	XXX	XXX	START	START	START	START
84	Welcing,Hunter	4/-	...	XXX	...	XXX	...	...	XXX	XXX
76	Wiederkehr,E	5/5	START	START	START	START	...	...	START	...
1N	Williams,Nigel	5/-	...	...	...	XXX	XXX	XXX	XXX	XXX
71	Wrather,Ben	6/-	XXX	XXX	...	XXX	XXX	...	XXX	XXX

**collegepressbox**  
SINCE 2005 EVERYTHING BUT THE PREGAME MEAL



**NATIONAL CHAMPIONSHIP**

JANUARY 10 | INDIANAPOLIS

**130 Teams**  
**10 Conferences**  
**44 Bowls**  
**25 Awards**

**collegepressbox** is the official  
media website for Division I football

Access and download game notes, quotes, statistics, media guides,  
headshots, logos and more for all FBS schools, conferences,  
postseason games, awards and the College Football Playoff

**For access, please register for an account at:**  
**[collegepressbox.com/register](https://collegepressbox.com/register)**