

GAME NOTES

DON'T SLEEP ON THE DEFENSE

Northwestern's offense tried to steal the show in the 2020 opener but defensive coordinator Mike Hankwitz's crew still did its thing:

- Northwestern did not surrender a touchdown against a Big Ten opponent for the first time since November 18, 2017, when it shut out Minnesota 39-0
- The Wildcats snagged interceptions on back-to-back Maryland drives in the first quarter. NU last grabbed interceptions on back-to-back drives against Minnesota in the first quarter on Nov. 17, 2018
- Northwestern had three interceptions in the game. The last time NU recorded three interceptions in a game was against Purdue on Aug. 30, 2018
- The Wildcats' 16 points off of turnovers were their most since scoring 21 points off turnovers against Utah in the 2018 Holiday Bowl

WE'LL TAKE(AWAY) THAT

Northwestern posted a +4 turnover margin in the opener thanks to interceptions from A.J. Hampton, JR Pace and Coco Azema in addition to rookie Cam Porter recovering a fumble on a kickoff. The Wildcats were perfect on the offensive end and finished the game with zero turnovers of their own. The last time the Wildcats had zero turnovers and forced four-or-more in a game was against Minnesota in 2017, finishing with five takeaways. In the last 20 seasons, Northwestern has only accomplished this feat on eight occasions and only five times in league play.

- CB A.J. Hampton recorded an interception in the first quarter, the second of his career. Hampton also recorded an interception in the Wildcats' 2019 season finale at Illinois on November 30, 2019. The last Wildcat to record an interception in back-to-back games was Blake Gallagher in 2019, who did so in three consecutive games (Nov. 9-23).
- JR Pace tallied his eighth career interception
- Coco Azema picked up his first interception

WE'LL TAKE(AWAY) THAT CONTINUED...

Northwestern's four turnovers forced are their most in a season opener in the Pat Fitzgerald era, and most in an NU opener since the Wildcats forced five turnovers in a 28-20 victory at Kansas to open the 2003 season on Aug. 30 (a game in which current President of the Washington Football Team, Jason Wright, accounted for all four of the Wildcats' scores, running for 196 yards and four rushing touchdowns on 41 attempts).

GROUND GAME

Northwestern's ground game exploded in the opener as the 'Cats rushed 53 times for 325 yards and four touchdowns. The Wildcats finished with 6.1 yards per carry, its high yards-per-carry in a Big Ten game since rushing for 6.3 against Ohio State in the Big Ten Championship game on Dec. 1, 2018.

Northwestern had four separate players score rushing touchdowns for the first time since November 25, 2017 vs. Illinois:

Isaiah Bowser scored a 1-yard touchdown run on the Wildcats' first offensive drive of the game, his seventh-career rushing touchdown and first since November 17, 2018 at Minnesota, when he scored twice. He hauled in his first-career receiving touchdown in the third quarter on a 7-yard pass from Peyton Ramsey. He finished with 23 carries and 70 yards.

Bowser is the first NU player to record a rushing and receiving touchdown in the same game since Riley Lees did so vs. Utah in the 2018 Holiday Bowl (Dec. 31, 2018).

Drake Anderson, who carried the rock 10 times for 103 yards, scored on a 37-yard touchdown run in the second quarter. It marked the longest run of Anderson's career and his first touchdown run since September 28, 2019 at Wisconsin. It was the second 100-yard game of his career.

Evan Hull scored his fifth-career rushing touchdown on a 30-yard run in the fourth quarter. Four of Hull's five career touchdown runs have gone for at least 30 yards.

DEPTH CHART: VS. IOWA

FIRST TEAM OFFENSE

LT	77	Peter Skoronski	6-4, 294, Fy.
LG	66	Nik Urban	6-3, 307, Sr.
C	52	Sam Gerak	6-4, 295, Jr.
RG	76	Ethan Wiederkehr	6-5, 295, Jr.
RT	73	Gunnar Vogel	6-6, 310, Sr.
WR	81	Ramaud Chiao Khiao-Bowman	6-2, 203, Sr.
WR	19	Riley Lees	6-0, 200, Sr.
WR	8	Kyric McGowan	5-11, 205, Sr.
QB	12	Peyton Ramsey	6-2, 220, Gr.
RB	25	Isaiah Bowser	6-1, 220, Jr.
TE	0	John Raine	6-2, 230, Gr.

SECOND TEAM OFFENSE

LT	79	Zachary Franks	6-6, 305, R-Fy.
LG	63	Dom D'Antonio	6-4, 290, R-Fy.
C	69	Charlie Schmidt	6-4, 297, So.
RG	68	Josh Priebe	6-5, 295, Fy.
RT	71	Ben Wrather	6-6, 310, Fy.
WR	86	Wayne Dennis Jr.	6-3, 200, R-Fy.
WR	14	Malik Washington	5-9, 192, So.
WR	18	Genson Hooper Price	6-5, 215, R-Fy.
QB	15	Hunter Johnson	6-2, 215, Jr.
QB	7	Andrew Marty	6-3, 224, Jr.
RB	6	Drake Anderson	5-9, 195, So.
RB	26	Evan Hull	5-11, 210, R-Fy.
TE	89	Charlie Mangieri	6-4, 250, Jr.

FIRST TEAM DEFENSE

DE	49	Adetomiwa Adebawore	6-2, 265, So.
DT	90	Jake Saunders	6-2, 300, Sr.
DT	93	Joe Spivak	6-0, 300, Sr.
DE	99	Earnest Brown IV	6-5, 270, Sr.
Will	51	Blake Gallagher	6-1, 228, Sr.
Mike	42	Paddy Fisher	6-4, 240, Sr.
Sam	28	Chris Bergin	5-11, 215, Sr.
CB	2	Greg Newsome II	6-1, 190, Jr.
CB	18	Cam Ruiz	5-11, 180, Jr.
S	16	Brandon Joseph	6-1, 192, R-Fy.
S	5	JR Pace	6-1, 210, Sr.

SECOND TEAM DEFENSE

DE	55	Eku Leota	6-4, 250, So.
DT	52	Jordan Butler	6-2, 316, Fy.
DT	58	Wyatt Blake	6-4, 305, So.
DE	46	Devin O'Rourke	6-6, 265, So.
Will	40	Peter McIntyre	6-2, 231, Jr.
Mike	35	Erik Mueller	6-2, 230, Sr.
Sam	31	Jaylen Rivers	6-2, 222, So.
CB	24	Rod Heard II	5-11, 185, R-Fy.
CB	11	A.J. Hampton	5-11, 180, So.
S	22	Bryce Jackson	6-1, 190, Jr.
S	27	Coco Azema	5-11, 185, R-Fy.

SPECIALISTS

Kicker

14	Charlie Kuhbander	6-0, 195, Sr.
15	Trey Finison	5-9, 183, So.

Punter

36	Derek Adams	5-11, 195, Gr.
90	Jake Genyk	6-3, 200, So.

Long Snapper

43	Tyler Gillikin	6-2, 217, Sr.
48	Peter Snodgrass	6-0, 212, Jr.

Kick Returner

19	Riley Lees	6-0, 201, Sr.
27	Coco Azema	5-11, 185, R-Fy.

Punt Returner

19	Riley Lees	6-0, 201, Sr.
27	Coco Azema	5-11, 185, R-Fy.

Holder

20	Derek Adams	5-11, 195, Gr.
10	TJ Green	6-2, 205, Gr.

GAME NOTES

MAKING IT RAINE

Northwestern's top target in the opener was tight end John Raine. The transfer from FAU finished with a team-high five receptions that went for 53 yards. It was the fifth time in Raine's career that he had five -or-more grabs in a game and only the third time he went over the 50-yard mark for receiving yards.

LET'S LOOK AT THE LINEBACKERS

Senior linebacker Paddy Fisher has 322 career tackles, the most of any active Big Ten player and currently the third-most of any active FBS player, trailing only Texas Tech's Colin Schooler (338) and West Virginia's Tony Fields II. Since 2006, only two other Wildcats have tallied more career tackles (Chi Chi Ariguzo - 335; Godwin Igwebuike - 324).

Fisher, who was one of two Big Ten linebackers on the league's preseason honors list, had his streak of 100-tackle seasons snapped last season. The Katy, Texas native recorded 113 tackles in 2017, 116 in 2018 and just 89 last time out.

Fellow senior linebacker Blake Gallagher has been in the top two for the Wildcats in tackles in each of the last two seasons and currently has 252 career tackles, the second-most of any active Big Ten player behind Fisher. Gallagher tallied an interception in three consecutive games last season.

CHARLIE AND THE FIELD GOAL FACTORY

Senior kicker Charlie Kuhbander has found himself all over the Northwestern record book. Kuhbander ranks in the top-10 all-time at NU for field goal percentage, field goals made, points kicking, extra points made and extra points percentage.

Kuhbander went 10-for-14 on field goals during the 2019 season with a long of 44 yards that came against UNLV (9/14). He was 6-for-7 at Ryan Field last season. His career long is a 45-yard field goal against Michigan in 2018.

Kuhbander went 3-for-3 on field goals in the opener. Two of his field goals came from 43 yards out, marking the first time in his career that he has connected on multiple field goals from 40-or-more yards out.

LIKE FATHER, LIKE SON

Sophomore running back Drake Anderson had a breakout campaign in 2019 as a redshirt first year. Anderson rushed for 634 yards, which is the fourth most by an NU rookie. Drake's father Damien Anderson, NU's second all-time rusher (4,485), tallied 537 yards in his first college season. Drake Anderson posted 4.1 yards per carry and found pay dirt three times. His best game came in the home opener, rushing for a career-high 141 yards on 26 carries.

GILLIKIN IS AS GOOD AS IT GETS

Northwestern long snapper Tyler Gillikin is one of a kind. The fifth-year senior has been Northwestern's starting long snapper since 2017. This fall the Atlanta, Ga., native is balancing Big Ten football and medical school. Gillikin was accepted to NU's Feinberg School of Medicine and has already started classes. He finished his undergraduate career with a 3.9 GPA as a biological sciences major. He is a semifinalist for the William V. Campbell Trophy (Best football scholar-athlete in the nation) and on the Patrick Mannelly Award Watch List (Best FBS senior long snapper). He is the only Power Five starter currently enrolled in medical school.

WILDCATS IN THE NFL ROUNDUP

Player	Pos.	Team
Ibraheim Campbell	S	Indianapolis Colts
Austin Carr	WR	New Orleans Saints
Joe Gaziano	DL	Los Angeles Chargers
Nate Hall	LB	Houston Texans
Blake Hance	OL	New York Jets
Justin Jackson	RB	Los Angeles Chargers
Joe Jones	LB	Denver Broncos
Tyler Lancaster	DL	Green Bay Packers
Dean Lowry	DE	Green Bay Packers
Sherrick McManis	DB	Chicago Bears
Ifeadi Odenigbo	DL	Minnesota Vikings
Trevor Siemian	QB	Tennessee Titans
Clayton Thorson	QB	New York Giants
Danny Vitale	FB	New England Patriots
Anthony Walker, Jr.	LB	Indianapolis Colts

WILDCATS COACHING STAFF

ON THE FIELD

Head Coach	Pat Fitzgerald
Defensive Coordinator.....	Mike Hankwitz
Special Teams Coordinator	Jeff Genyk
Offensive Line	Kurt Anderson
Defensive Line.....	Marty Long
Running Backs	Lou Ayeni
Wide Receivers.....	Dennis Springer
Linebackers	Tim McGarble

IN THE PRESS BOX

Offensive Coordinator/Quarterbacks.....	Mike Bajakian
Assistant Head Coach/DBs.....	Matt MacPherson
Tight Ends.....	Bob Heffner

NORTHWESTERN FOOTBALL

QUICK FACTS

Location	Evanston, Ill.
Enrollment	8,367
Founded	1851
Conference	Big Ten (West)
Color	Purple
Nickname	Wildcats
President	Morton Schapiro
Athletic Director	James J. Phillips, Ph.D.

FOOTBALL HISTORY

First Season	1882
All-Time Record	546-673-44 (135 seasons)
Big Ten Championships	8
First Team All-Americans	13
First Team All-Conference	138
Bowl Appearances	15
Bowl Victories	5

COACHING STAFF

Head Coach	Pat Fitzgerald
Alma Mater	Northwestern, 1997
Collegiate Career Record (Years)	100-79 (15th)
Northwestern Record (Years)	Same
Offensive Coordinator	Mike Bajakian
Alma Mater	Williams College
Defensive Coordinator	Mike Hankwitz
Alma Mater	Michigan

TEAM INFORMATION

2019 Overall Record	3-9
2019 Big Ten Record/Finish	1-8/T13th
2019 Bowl.....	N/A
Bowl Result	N/A

ATHLETIC COMMUNICATIONS

Associate Athletic Director	Paul Kennedy
Email	pkennedy@northwestern.edu
Phone	847-467-2028
Director of Public Relations	Ray O'Connell
Email	raymond.oconnell@northwestern.edu
Phone	773-550-0128
Virtual Press box.....	NUSports.com/PressBox20

GAME NOTES

TALKIN' TRANSFERS

Northwestern had three graduate transfers join the program in the offseason. The Wildcats welcomed punter Derek Adams from Kent State, tight end John Raine from FAU and quarterback Peyton Ramsey from Indiana. All three made significant contributions in the opener.

Adams was a three-year starter at Kent State, twice earning All-MAC honors. Last season for the Golden Flashes, Adams averaged 43.1 yards per punt and placed 20 of his 59 punts inside the 20. His career long is a 77-yard punt he booted against Akron in 2017. The Manheim, Pa., native earned MAC East Division Special Teams Player of the Week honors four times during his career and left Kent State ranked third all-time in career punting average (41.7).

Ramsey, who graduated in May from Indiana University with a secondary education degree, appeared in 32 games in three seasons for the Hoosiers, making 23 starts. During his time in Bloomington, Ramsey completed 66.5% of his career pass attempts for 6,581 yards and 42 touchdowns, while rushing for 832 yards and 14 touchdowns. The Cincinnati, Ohio, native was named honorable mention All-Big Ten (media) in 2019 after finishing second in the Conference for completion percentage (68%), fourth in yards per attempt (8.2) and fifth in passer rating (147.7).

Raine, who received an undergraduate degree in management this past spring, appeared in 42 games for Florida Atlantic from 2016-19. In each of his four years with the Owls, Raine saw his receiving numbers improve, finishing his career with 56 receptions for 530 yards and seven touchdowns. In 2019 the Miami, Fl. native earned All-Conference USA honorable mention accolades after posting 38 receptions for 343 yards and six touchdowns to help lead the Owls to their second C-USA Championship in three years.

CROWDED QB ROOM

Northwestern has an abundance of experience at the quarterback position in 2020:

TJ Green | Gr. | Leawood, Kan./Rockhurst

Son of NFL great Trent Green ... Has appeared in 13 games off the bench during his NU career ... Suffered a season-ending injury vs. Stanford in the opener (8/31) last season ... 27-for-47 passing with one INT ... one rushing TD.

Hunter Johnson | Jr. | Brownsburg, Ind./Brownsburg/Clemson

Top rated QB in 2017 class by ESPN ... Indiana's Mr. Football in 2016 ... Played in seven games as a true freshman at Clemson, going 21-for-27 passing for 234 yards, two touchdowns and one interception ... Appeared in six games for the 'Cats last season and threw for 432 yards.

Andrew Marty | Jr. | Cincinnati, Ohio/Wyoming

Made his collegiate debut in 2019 vs. Ohio State (10/18) ... Ran in two touchdowns on 52 yards rushing while passing for 95 yards and a score against Minnesota (11/23) ... Logged his first career start, scrambling for 111 yards and two scores along with a passing touchdown to help defeat Illinois (11/30) ... Completed 14-of-22 passes on the season with two touchdowns and two interceptions.

Peyton Ramsey | Gr. | Cincinnati, Ohio/Elder/Indiana

Graduated from Indiana in May ... Has appeared in 31 games ... Threw for 42 touchdowns and 6,581 yards in the three seasons ... Completed 68% of his passes in 2019, which ranked second in IU single-season history ... His 147.7 passing efficiency last season ranked fifth in the Big Ten.

BREAK IT UP

Junior DB Greg Newsome II tied a NU single-game record with a career-high four pass breakups versus Michigan State (Sept. 21, 2019). Newsome finished second in the Big Ten in 2019 with 1.2 passes defended per game.

HIGH PRAISE FOR THE NEWCOMERS

Northwestern's 2020 recruiting class ranked 47th nationally according to 247Sports, tying the 2014 recruiting class as the highest in program history. The 2014 class featured current NFL players Clayton Thorson, Justin Jackson, and Blake Hance. The 2020 class is headlined by local four-star recruit Peter Skoronski (Park Ridge, Ill./Maine South), who is the fourth-highest ranked recruit in program history. Seven members of the 17-player class enrolled early in January of 2020.

GETTING IT DONE IN THE CLASSROOM

Last fall, NU placed a Big Ten-best 57 players on the Academic All-Big Ten team. According to the NCAA's Graduation Success Rate (GSR) released in the fall of 2019, Northwestern Football was one of five Division I programs to earn a 100% mark and became the first program from a Power Five Conference to achieve the accomplishment. The Wildcats have ranked in the Top-2 for GSR among FBS schools for nine consecutive years.

CELEBRATING THE 'CATS

The 2020 season marks notable anniversaries for two of the best seasons in program history. It is the 25th anniversary since the Wildcats captivated the country by upsetting Notre Dame in the 1995 season opener before going undefeated in Big Ten play, winning the conference championship and earning a berth to the 1996 Rose Bowl. This season also marks 20 years since Northwestern won a share of the 2000 Big Ten championship with a 6-2 Big Ten record. The Wildcats were led by running back Damien Anderson, father of current Wildcat running back Drake Anderson. Current running backs coach Louis Ayeni was a member of the 2000 team.

THIS SEASON LOOKS DIFFERENT

This will be Northwestern's first 8-game season since 1943, where the Wildcats went 6-2 overall and 5-1 in conference play. The Wildcats have had 19 8-game seasons, 11 of which they have earned a winning record. NU has been named as Co-Big Ten Champions on three occasions in those 19 seasons, most recently 1936 where it went 7-1 overall and 6-0 in Big Ten play.

NORTHWESTERN

	Rank	B1G	Value
Total Offense	7	1	537.0
Rushing Offense	1	1	325.0
Passing Offense	67	8	212.0
Team Passing Efficiency	32	6	147.03
Scoring Offense	9	4	43.0
Total Defense	3	1	207.0
Rushing Defense	3	3	64.0
Passing Yards Allowed	7	2	143.0
Team Passing Efficiency Defense	3	2	82.80
Scoring Defense	1	1	3.0
Turnover Margin	1	1	4.0
3rd Down Conversion Pct.	18	5	0.500
4th Down Conversion Pct.	1	1	1.000
3rd Down Conversion Pct. Defense	8	2	0.273
4th Down Conversion Pct. Defense	89	9	1.000
Red Zone Offense	3	1	1.000
Red Zone Defense	4	2	0.500
Net Punting	89	12	33.33
Punt Returns	83	8	1.00
Kickoff Returns	-	-	-
First Downs Offense	77	1	31
First Downs Defense	4	2	14
Fewest Penalties Per Game	8	5	5
Fewest Penalty Yards Per Game	25	5	5.00
Time of Possession	3	3	37:17

IOWA

	Rank	B1G	Value
Total Offense	26	5	460.0
Rushing Offense	26	6	195.0
Passing Offense	30	4	265.0
Team Passing Efficiency	81	11	113.49
Scoring Offense	83	11	20.0
Total Defense	45	8	386.0
Rushing Defense	17	4	104.0
Passing Yards Allowed	84	13	282.0
Team Passing Efficiency Defense	81	11	113.49
Scoring Defense	32	5	24.0
Turnover Margin	47	7	0.00
3rd Down Conversion Pct.	88	12	0.308
4th Down Conversion Pct.	53	7	0.500
3rd Down Conversion Pct. Defense	39	5	0.375
4th Down Conversion Pct. Defense	89	9	1.000
Red Zone Offense	64	8	0.800
Red Zone Defense	35	5	0.800
Net Punting	11	3	44.17
Punt Returns	25	2	12.33
Kickoff Returns	-	-	-
First Downs Offense	90	8	19
First Downs Defense	19	11	24
Fewest Penalties Per Game	24	13	10
Fewest Penalty Yards Per Game	97	13	10.00
Time of Possession	56	8	29:49

BROCKWAY'S (UNIFORM) BREAKDOWN

Jersey	Pants	Helmet	Last Worn (YR.)	Record (Since '12)
BLACK	BLACK	BLACK	OHIO STATE (19)	2-4
BLACK	BLACK	PURPLE	MARYLAND (20)	1-1
BLACK	BLACK	WHITE	MINNESOTA (19)	0-1
BLACK	GRAY	BLACK	BOWLING GREEN ST. (17)	1-0
BLACK	PURPLE	BLACK	MICHIGAN STATE (19)	2-2
BLACK	PURPLE	PURPLE	UMASS (19)	2-1
BLACK	WHITE	BLACK	MINNESOTA (17)	2-1
GRAY	BLACK	BLACK	WISCONSIN (18)	1-0
GRAY	GRAY	PURPLE	PURDUE (17)	1-1
GRAY	GRAY	USA	MICHIGAN (13)	0-1
GRAY	WHITE	WHITE	DUKE (18)	0-1
PURPLE	BLACK	BLACK	UNLV (19)	6-0
PURPLE	BLACK	PURPLE	INDIANA (16)	10-5
PURPLE	PURPLE	BLACK	KENTUCKY (17)	1-1
PURPLE	PURPLE	WHITE	NEVADA (17)	1-1
PURPLE	WHITE	PURPLE	IOWA (19)	3-4
PURPLE	WHITE	WHITE	PURDUE (19)	2-3
WHITE	BLACK	BLACK	NEBRASKA (19)	2-1
WHITE	BLACK	PURPLE	WISCONSIN (13)	2-1
WHITE	BLACK	WHITE	INDIANA (19)	1-1
WHITE	GRAY	WHITE	PURDUE (18)	2-0
WHITE	PURPLE	BLACK	MICHIGAN STATE (18)	1-0
WHITE	PURPLE	PURPLE	WISCONSIN (19)	4-4
WHITE	PURPLE	WHITE	RUTGERS (18)	2-1
WHITE	WHITE	BLACK	UTAH (18)	1-0
WHITE	WHITE	PURPLE	OHIO STATE (18)	3-6
WHITE	WHITE	WHITE	ILLINOIS (19)	7-3

Northwestern senior Ella Brockway has compiled Northwestern's record in its different color combinations. The record breakdowns date back to the 2012 season, Northwestern's first campaign in its Under Armour deal.

GAME NOTES

KEEP THE PENALTIES TO A MINIMUM:

Over the years, Pat Fitzgerald's teams have been among the most disciplined in the country when it comes to not committing penalties. In the last seven years, the Wildcats have ranked in the Top-40 in the nation in both the fewest penalties committed per game, as well as the fewest penalty yards per game. Two years ago, during the Wildcats' run to the Big Ten Championship in 2018, NU ranked first in the nation in both fewest penalties per game and fewest penalty yards per game.

	Penalties/Gm	B1G Rank	Natl. Rank	Penalty Yards/Gm	B1G Rank	Natl. Rank
2013	4.08	2nd	12th	34.75	4th	14th
2014	5.08	6th	33rd	43.50	6th	36th
2015	4.46	1st	10th	39.69	1st	14th
2016	3.62	2nd	4th	29.92	1st	3rd
2017	4.92	3rd	28th	49.00	4th	49th
2018	2.86	1st	1st	25.93	1st	1st
2019	5.42	7th	36th	48.50	7th	39th

FOURTH DOWN SUCCESS:

Since 2016, Northwestern's offense has ranked among the best teams in the Big Ten in converting on fourth down, averaging more than a conversion per game over the last four seasons...The 'Cats have particularly excelled on fourth-and-short situations, converting on 53% of attempts of 4th-and-3 or less over the past five seasons ... On the other side of the ball, the Wildcat defense has ranked in the top-20 in the nation in fourth down defense in each of the last three seasons.

(Additional info regarding the Wildcats' fourth down success can be found below)

NORTHWESTERN 4th DOWN - ON OFFENSE

	Conversions	Per Game	B1G Rank	Natl. Rank
2016	15	1.2	2nd	23rd
2017	22	1.7	1st	3rd
2018	12	0.9	4th	52nd
2019	11	0.9	6th	62nd

NORTHWESTERN OFFENSE - 4th and 3 or LESS

	Conversion	Conversion. %
2015	8-for-12	58%
2016	7-for-15	67%
2017	18-for-27	67%
2018	12-for-22	55%
2019	3-for-7	43%
TOTAL	48-for-83	53%

NORTHWESTERN 4th DOWN - ON DEFENSE

	Opp 4th Conv. %	B1G Rank	Natl. Rank
2017	38.5%	3rd	17th
2018	34.8%	1st	6th
2019	36.4%	1st	9th

FIRST-CAREER STARTS:

Northwestern listed a total of 12 first-years/redshirt first-years on this week's two-deep depth chart ... Northwestern started three first years in the season opener ... LT Peter Skoronski, DB Rod Heard II and S Brandon Joseph each made their first-career starts. They are the first Northwestern rookies to start in a season opener since Rashawn Slater (RT), Paddy Fisher (MLB) and Samdup Miller did so on September 2, 2017 in a win over Nevada ... On offense, Slater appeared at right tackle as a redshirt first-year in what was the first of 30-consecutive starts over the 2017-19 seasons. Slater declared for the 2021 NFL Draft this past August ... On defense, Miller started as a true first-year in what was the first of 35-consecutive starts at defensive end, Fisher started at middle linebacker and has made 38 starts over his career, the most of any active Wildcat player.

In the last six season openers, Northwestern has had multiple players make their first-career starts on both sides of the ball (additional info can be found on the right) ... Northwestern had five players make their first career start, including LT Peter Skoronski, DB Rod Heard II, DT Jason Gold, Jr., S Brandon Joseph and DE Earnest Brown IV.

WILDCATS MAKING THEIR FIRST-CAREER START

	Offense	Defense	Total
2015	4	2	6
2016	2	4	6
2017	3	3	6
2018	2	3	5
2019	2	2	4
2020	1	4	5

STARTING FAST:

In their first career starts for the 'Cats, safety Brandon Joseph and corner Rod Heard made some noise. The duo were NU's top tacklers on the night as Joseph finished with a career-high and team best seven stops, including a tackle for loss, while Heard had six tackles for loss and a pass break up. Jason Gold, Jr. had a tackle for loss in the first quarter before leaving the game with an injury. Earnest Brown IV notched a quarterback hurry.

COVID SHUTDOWN:

Due to Northwestern being on the quarter system, the Wildcats have traditionally started spring ball in the end of February. The Wildcats were able to get eight spring practices in during the 2020 spring ball schedule before begin shutdown for COVID-19.

CAPTAINS CAROUSEL:

For the first time during the Pat Fitzgerald era team captains will be decided on a weekly basis. Previously the team voted on captains at the start of each season.

PLAYER SPOTLIGHT: OFFENSE

WR

19



RILEY LEES • 6-0 • 200 • SENIOR

- NU's top pass catcher in 2019, more than 2x more catches than teammates
- Had a career long 34-yard touchdown reception in 2019 finale

Stats	REC	YDS	TD	LG	YPC	PR	YDS	TD	LG
	94	907	7	40	9.6	45	305	0	39

Career Highs

Receptions	8 vs. Purdue (Nov. 9, 2019)
Receiving Yards	76 vs. UMass (Nov. 16, 2019)
Long Reception	40 vs. Minnesota (Nov. 23, 2019)
Touchdowns	1 (7x), last @ Illinois (Nov. 30, 2019)
Rushing Attempts	2 (2x), last vs. Purdue (Nov. 9, 2019)
Rushing Yards	18 vs. Ohio State (Dec. 1, 2018)
Long Rush	18 vs. Ohio State (Dec. 1, 2018)
Rushing Touchdown	1 vs. Utah (Dec. 31, 2018)

WR

8



KYRICE MCGOWAN • 5-11 • 205 • SENIOR

- Had a season-long, 79-yard TD run vs. Purdue
- Missed three games in '19, made nine starts

Stats	REC	YDS	TD	LG	YPC	KR	YDS	TD	LG
	36	445	2	77	12.4	15	353	0	39

Career Highs

Receptions	4 (2x), last vs. Utah (Dec. 31, 2018)
Receiving Yards	77 at Michigan State (Oct. 6, 2018)
Long Reception	77 at Michigan State (Oct. 6, 2018)
Touchdowns	1 (2x) last vs. Wisconsin (Oct. 28, 2018)
Rushing Attempts	1 (2x) last vs. Wisconsin (Oct. 27, 2018)
Rushing Yards	21 vs. Wisconsin (Oct. 27, 2018)
Long Rush	21 vs. Wisconsin (Oct. 27, 2018)

WR

81



RAMAUD CHIAOKHIAO-BOWMAN • 6-2 • 203 • SENIOR

- Has caught a pass in nine straight games
- Matched a career high with four catches versus Maryland

Stats	REC	YDS	TD	LONG	YPC
	46	509	1	52	11.1

Career Highs

Receptions	4 (3x), last vs. Maryland (Oct. 24, 2020)
Receiving Yards	64 vs. Utah (Dec. 31, 2018)
Long Reception	52 vs. Utah (Dec. 31, 2018)
Touchdown	1 at Wisconsin (Sept. 30, 2017)
Tackles	4 vs. UNLV (Sept. 14, 2019)
Solo Tackles	2 vs. UNLV (Sept. 14, 2019)

QB

12



PEYTON RAMSEY • 6-2 • 220 • GR. STUDENT

- Threw for 6,581 yards and 42 TDs in three seasons at Indiana.
- 147.7 passing efficiency in 2019 ranked fifth-best in Big Ten.

Stats	COMP	ATT	INT	PCT.	YDS	TD	LG	ATT	YDS	TD	LG
	656	982	23	66.8%	6793	43	65	307	879	15	35

Career Highs

Pass Attempts	51, vs. Purdue (Nov. 24, 2018)
Completions	36 vs. Purdue (Nov. 24, 2018)
Passing Yards	371, at Penn State (Nov. 16, 2019)
Passing Touchdowns	65, last at Purdue (Nov. 30, 2019)
Long Pass	65, vs. Michigan State (Sept. 22, 2018)
Rushing Attempts	19, at Purdue (Nov. 30, 2019)
Rushing Yards	57, at Minnesota (Oct. 26, 2018)
Long Rush	35, vs. Maryland (Nov. 10, 2018)
Rushing Touchdowns	2 (2x), last at Purdue (Nov. 30, 2019)

RB

6



DRAKE ANDERSON • 5-11 • 190 • R-FIRST YEAR

- Ran for a team-best 634 yards in '19, 4th most by an NU rookie
- Doak Walker Award Watch List
- Scored on a career-long 37-yard TD run in the opener vs. Maryland

Stats	ATT	YDS	TD	LG	YPC	YPG	REC	YDS	TD	LG
	176	773	4	37	4.4	51.5	6	28	0	9

Career Highs

Rushing Attempts	26 vs. UNLV (Sept. 14, 2019)
Rushing Yards	141 vs. UNLV (Sept. 14, 2019)
Long Rush	37 last vs. Maryland (Oct. 24, 2020)
Rushing Touchdown	1 (4x), last vs. Maryland (Oct. 24, 2020)
Receptions	1 (3x), last vs. Minnesota (Nov. 23, 2019)
Receiving Yards	9 vs. Indiana (Nov. 2, 2019)
Long Reception	9 vs. Indiana (Nov. 2, 2019)

RB

25



ISAIAH BOWSER • 6-0 • 213 • SOPHOMORE

- Set third-best single-season rookie rushing mark in NU history ('18)
- Had rushing and receiving TD vs. Maryland

Stats	ATT	YDS	TD	LG	YPC	YPG	REC	YDS	TD	LG
	279	1140	7	55	4.1	67.1	18	122	1	15

Career Highs

Rushes	34 vs. Wisconsin (Oct. 27, 2018)
Rushing Yards	166 vs. Illinois (Nov. 24, 2018)
Rushing Touchdowns	2 (2x), last at Minnesota (Nov. 17, 2018)
Long Rush	55 vs. Illinois (Nov. 24, 2018)
Receptions	4 vs. Maryland (Oct. 24, 2020)
Receiving Yards	33 at Iowa (Nov. 10, 2018)
Long Reception	14 vs. Illinois (Nov. 24, 2018)
Receiving Touchdown	1, vs. Maryland (Oct. 24, 2020)

OL

73




GUNNAR VOGEL • 6-6 • 310 • SENIOR

- Made a career-high nine starts in 2019
- Missed the final three games of the 2019 season due to injury

OL

76



ETHAN WIEDERKEHR • 6-5 • 295 • JUNIOR

- Appeared in all 12 games last season
- Made three starts in his career, all coming in 2019
- Ranked as the No. 1 offensive guard in New York in 2016

OL

52



SAM GERAK • 6-4 • 295 • JUNIOR

- Made his collegiate debut in 2019
- Appeared in 11 games as a sophomore
- Rated as the No. 1 center in the state of Ohio coming out of HS

OL

66




NIK URBAN • 6-3 • 307 • SENIOR

- Played and started in all 12 games last season
- Had 152 career wins as a wrestler in high school

OL

77



PETER SKORONSKI • 6-4 • 294 • FIRST YEAR

- No. 2 player in Illinois in 2020, No. 4 center nationally (247Sports)
- Fourth-highest rated signee in program history (247Sports)
- Recorded 173 pancakes in three seasons

SPECIALISTS



#14 • CHARLIE KUHBANDER

FG Attempted: 3 (4x), last vs. Maryland (10/24/20)
 FG Made: 3 (4x), last vs. Maryland (10/24/20)
 Long Field Goal: 45 vs. Michigan (9/29/18)
 XP Attempted: 6 (2x), last at Illinois (11/25/17)
 Extra Points Made: 6 (2x), last at Illinois (11/25/17)
 Points Scored: 13 (2x) last vs. Maryland (10/24/20)

XPM	XPA	FGM	FGA	LONG	BLKD	PTS
92	94	31	42	45	0	85



#36 • DEREK ADAMS

Punts: 11 at Clemson (9/2/17)
 Long Punt: 77 vs. Akron (10/20/18)
 • Tallied 11 punts over 50 yards in 2019
 • Avg. net yards per punt was 43.3 in 2019

2019 stats

No.	YDS	AVG	LG	TB	FC	I20	50+
247	10,380	42.0	77	3	19	20	11



#19 • RILEY LEES

Punt Returns: 4 (2x) last vs. Michigan (9/29/18)
 Punt Return Yards: 346 vs. Michigan (9/29/18)
 Long Punt Return: 39 vs. Purdue (11/11/17)
 Kick Returns: 3 (2x), last at Maryland (10/14/17)
 Kick Return Yards: 70 at Maryland (10/14/17)
 Long Kick Return: 50 at Nebraska (10/5/19)

KR	YDS	TD	LG	AVG/R	AVG/G.
26	542	0	50	20.8	13.6

PLAYER SPOTLIGHT: DEFENSE

DE

49



ADETOMIWA ADEBAWORE • 6-2 • 265 • SOPHOMORE

- Played in eight games as a true first year, started three
- Pick up his second career sack in the 2020 opener

Stats	UT	AT	TT	SACK	YDS	TFL	YDS	FF-FR	QBH	PBU	INT
	6	1	7	2.0	20	2.0	20	0-0	1	0	0

Career Highs

Tackles	3 vs. UMass (Nov. 16, 2019)
Solo Tackles	2 (2x), last at Indiana (Nov. 2, 2019)
Assisted Tackles	1 vs. UMass (Nov. 16, 2019)
Tackles for Loss	1 at Indiana (Nov. 2, 2019)
Sacks	1 at Indiana (Nov. 2, 2019)
Quarterback Hurries	1 (2x), last vs. UMass (Nov. 16, 2019)
Fumble Recoveries	n/a
Forced Fumbles	n/a
Pass Breakups	n/a

DT

96



TREVOR KENT • 6-6 • 300 • JUNIOR

- Has appeared in 15 games during his career
- Inactive for 2020 opener

Stats	UT	AT	TT	SACK	YDS	TFL	YDS	FF-FR	QBH	PBU	INT
	3	6	9	.5	2	1.5	4	0-0	2	1	0

Career Highs

Tackles	3 at Nebraska (Oct. 5, 2019)
Solo Tackles	1 (3x), last at Wisconsin (Sept. 28, 2019)
Assisted Tackles	3 at Nebraska (Oct. 5, 2019)
Sacks	0.5 at Purdue (Aug. 30, 2018)
Tackles for Loss	1 at Wisconsin (Sept. 28, 2019)
Quarterback Hurries	1 at Wisconsin (Sept. 28, 2019)
Pass Breakups	1 at Purdue (Aug. 30, 2018)
Forced Fumbles	n/a

DT

94



JASON GOLD, JR. • 6-3 • 285 • SOPHOMORE

- Saw action in six games as a true rookie, eight tackles and two TFL
- Had a TFL in the 2020 opener

Stats	UT	AT	TT	SACK	YDS	TFL	YDS	FF-FR	QBH	PBU	INT
	6	3	9	0	0	3.0	2	0-0	1	0	0

Career Highs

Tackles	3 at Indiana (Nov. 2, 2019)
Solo Tackles	2 (2x), last at Indiana (Nov. 2, 2019)
Assisted Tackles	1 (3x), last at Indiana (Nov. 2, 2019)
Sacks	n/a
Tackles for Loss	1 (3x), last vs. Maryland (Oct. 24, 2020)
Pass Breakups	n/a

DE

99



EARNEST BROWN IV • 6-5 • 270 • SENIOR

- Appeared in only six games last season due to injury in 2019
- Preseason All-Big Ten (Steele/Athlon Sports) / six career sacks


Stats	UT	AT	TT	SACK	YDS	TFL	YDS	FF-FR	QBH	PBU	INT
	22	17	39	6.0	25	10.0	35	1-1	6	5	0

Career Highs

Tackles	14 vs. Nebraska (Oct. 13, 2018)
Solo Tackles	6 vs. Nebraska (Oct. 13, 2018)
Assisted Tackles	8 vs. Nebraska (Oct. 13, 2018)
Sacks	1.5 vs. UNLV (Sept. 14, 2019)
Tackles for Loss	2.5 vs. Ohio State (Dec. 1, 2018)
Quarterback Hurries	2 vs. Michigan State (Sept. 29, 2018)
Pass Breakups	1 (4x) last at Wisconsin (Sept. 28, 2019)
Fumble Recoveries	1 (2x), last vs. Nebraska (Oct. 13, 2018)

LB

51



BLAKE GALLAGHER • 6-1 • 228 • SENIOR

- Second on the team in tackles in '19 (88), first in '18 (127)
- Has tallied 10-or-more tackles in nine games during his career


Stats	UT	AT	TT	SACK	YDS	TFL	YDS	FF-FR	QBH	PBU	INT
	135	117	252	0	0	13.0	30	0-1	5	5	4

Career Highs

Tackles	13 (2x), last vs. Illinois (Nov. 24, 2018)
Solo Tackles	9 vs. Duke (Sept. 8, 2018)
Assisted Tackles	9 vs. Ohio State (Oct. 18, 2018)
Tackles for Loss	2 (3x), last at Indiana (Nov. 2, 2019)
Fumble Recoveries	1 vs. Notre Dame (Nov. 3, 2018)
Quarterback Hurries	1 (5x), last vs. Iowa (Oct. 26, 2019)
Interception	1 (4x), last vs. Minnesota (Nov. 23, 2019)

LB

42



PADDY FISHER • 6-4 • 240 • SENIOR

- Preseason All-Big Ten by the Conference
- Nation's active leader with 10 career forced fumbles


Stats	UT	AT	TT	SACK	YDS	TFL	YDS	FF-FR	QBH	PBU	INT
	171	151	322	2.0	20	20.0	73	10-1	2	11	3

Career Highs

Tackles	19 vs. Michigan State (Oct. 28, 2017)
Solo Tackles	14 vs. Michigan State (Oct. 28, 2017)
Assisted Tackles	9 at Duke (Sept. 9, 2017)
Tackles for Loss	1.5 (2x), last at Illinois (Nov. 25, 2017)
Sacks	1 (2x), last at Illinois (Nov. 30, 2019)
Fumble Recoveries	1 at Duke (Sept. 9, 2017)
Forced Fumbles	2 vs. Michigan State (Oct. 28, 2017)
Quarterback Hurries	2 vs. Michigan State (Oct. 28, 2017)
Interceptions	1 (3x) last vs. UNLV (Sept. 14, 2019)

LB

28



CHRIS BERGIN • 5-11 • 215 • SENIOR

- Big Ten Special Teams Player of the Week after UMass game in '19
- Ranked 13th in the Big Ten with 7.2 tackles per game in '19

Stats	UT	AT	TT	SACK	YDS	TFL	YDS	FF-FR	QBH	PBU	INT
	78	75	153	1.5	9	10.0	28	0-2	4	3	0

Career Highs

Tackles	11 vs. Nebraska (Oct. 13, 2018)
Solo Tackles	5 (3x), last at Indiana (Nov. 2, 2019)
Assisted Tackles	7 at Stanford (Aug. 31, 2019)
Tackles for Loss	2.0 at Nebraska (Oct. 5, 2019)
Sack	0.5 vs. UNLV (Sept. 14, 2019)
Fumble Recovery	(2x), last vs. Utah (Dec. 31, 2018)
Pass Breakup	1 at Wisconsin (Sept. 28, 2019)

CB

2



GREG NEWSOME II • 6-1 • 190 • JUNIOR

- Led the team and finished second in B1G with 11 PBU
- Appeared in career-high nine games and tallied 36 tackles

Stats	UT	AT	TT	SACK	YDS	TFL	YDS	FF-FR	QBH	PBU	INT
	47	12	59	0	0	0.5	1	0-1	0	15	0

Career Highs

Tackles	9 vs. Iowa (Oct. 26, 2019)
Solo Tackles	7 vs. Ohio State (Oct. 18, 2019)
Assisted Tackles	3 vs. Iowa (Oct. 26, 2019)
Pass Breakups	4 vs. Michigan State (Sept. 21, 2019)
Fumble Recovery	1 at Stanford (Aug. 31, 2019)

CB

18



CAM RUIZ • 5-11 • 180 • JUNIOR

- Had a career-high 44 tackles last season
- Grabbed his first career INT vs. Purdue in 2019

Stats	UT	AT	TT	SACK	YDS	TFL	YDS	FF-FR	QBH	PBU	INT
	58	14	72	1.0	10	4.5	20	2-1	1	11	1

Career Highs

Tackles	9 vs. Purdue (Nov. 9, 2019)
Solo Tackles	8 vs. Purdue (Nov. 9, 2019)
Assisted Tackles	5 at Wisconsin (Sept. 28, 2019)
Blocked Punt	1 vs. Notre Dame (Nov. 3, 2018)
Pass Breakups	2 (4x), last vs. UMass (Nov. 16, 2019)
Forced Fumble	1 (2x), last vs. Michigan State (Sept. 21, 2019)
Fumble Recovery	1 at Iowa (Nov. 10, 2018)
Quarterback Hurry	1 vs. Michigan State (Sept. 21, 2019)
Sacks	1 vs. Maryland (Oct. 24, 2020)

S

5



JR PACE • 6-1 • 210 • SENIOR

- Started in all 12 games last season
- 19 pass deflections and 7 interceptions in career

Stats	UT	AT	TT	SACK	YDS	TFL	YDS	FF-FR	QBH	PBU	INT
	79	49	128	0	0	4.5	14	0-1	0	20	8

Career Highs

Tackles	11 vs. Michigan (Sept. 29, 2018)
Solo Tackles	7 vs. Michigan (Sept. 29, 2018)
Assisted Tackles	4 vs. Michigan (Sept. 29, 2018)
Tackles for Loss	0.5 vs. Utah (Dec. 31, 2018)
Interceptions	2 vs. Nebraska (Oct. 13, 2018)
Pass Breakups	2 (2x) last at Michigan State (Oct. 6, 2018)
Fumble Recovery	1 vs. Utah (Dec. 31, 2018)
Quarterback Hurry	1 vs. Maryland (Oct. 24, 2020)

S

16



BRANDON JOSEPH • 6-1 • 192 • RS FIRST YEAR

- Made first career start in the 2020 opener
- Posted a career and team-high seven tackles

Stats	UT	AT	TT	SACK	YDS	TFL	YDS	FF-FR	QBH	PBU	INT
	9	2	11	0	0	1	1	0-0	0	1	0

Career Highs

Tackles	7 vs. Maryland (Oct. 24, 2020)
Solo Tackles	5 vs. Maryland (Oct. 24, 2020)
Assisted Tackles	2 vs. Maryland (Oct. 24, 2020)
Tackles for Loss	1 vs. Maryland (Oct. 24, 2020)

CAREER HIGHS

#27 • COCO AZEMA • DB

Tackles: 2 at Wisconsin (Sept. 28, 2019)
Solo Tackle: 1 (2x), last vs. Minnesota (Nov. 23, 2019)
Assisted Tackle: 1 (2x), last at Illinois (Nov. 30, 2019)
Interceptions: 1 vs. Maryland (Oct. 24, 2020)
Rushing Attempts: 7 at Illinois (Nov. 30, 2019)
Rushing Yards: 123 at Illinois (Nov. 30, 2019)
Rushing Touchdown: 1 at Illinois (Nov. 30, 2019)
Long Rush: 62 at Illinois (Nov. 30, 2019)

#1 • JESSE BROWN • RB

Rushing Attempts: 9 vs. UNLV (Sept. 14, 2019)
Rushing Yards: 79 vs. UNLV (Sept. 14, 2019)
Rushing Touchdown: 1 (2x), last at Illinois (Nov. 25, 2017)
Long Rush: 35 vs. UNLV (Sept. 14, 2019)
Receptions: 2 vs. Maryland (Oct. 24, 2020)
Receiving Yards: 23 at Stanford (Aug. 31, 2019)
Long Reception: 23 at Stanford (Aug. 31, 2019)
Tackles: 1 (5x), last at Kentucky (Dec. 29, 2017)
Solo Tackles: 1 (2x), last at Indiana (Nov. 2, 2019)
Assisted Tackles: 1 (2x), last at Illinois (Nov. 25, 2017)

#11 • A.J. HAMPTON • CB

Tackles: 4 at Stanford (Aug. 31, 2019)
Solo Tackles: 3 at Stanford (Aug. 31, 2019)
Assisted Tackles: 1 (4x), last vs. Purdue (Nov. 9, 2019)
Interceptions: 1 (2x), last vs. Maryland (Oct. 24, 2020)

#4 • BERKELEY HOLMAN • WR

Receptions: 3 at Wisconsin (Sept. 28, 2019)
Receiving Yards: 53 vs. Purdue (Nov. 9, 2019)
Long Reception: 33 vs. Purdue (Nov. 9, 2019)
Rushes: 1 (3x), last vs. UMass (Nov. 16, 2019)
Rushing Yards: 10 at Minnesota (Nov. 17, 2018)
Long Rush: 10 at Minnesota (Nov. 17, 2018)

#22 • BRYCE JACKSON • DB

Tackles: 6 at Illinois (Nov. 30, 2019)
Solo Tackles: 3 (2x), last at Illinois (Nov. 30, 2019)
Assisted Tackles: 3 at Illinois (Nov. 30, 2019)
Pass Breakup: 1 vs. Michigan State (Sept. 21, 2019)

#3 • JJ JEFFERSON • WR

Receptions: 4 (2x), last at Nebraska (Oct. 5, 2019)
Receiving Yards: 68 at Minnesota (Nov. 17, 2018)
Long Reception: 68 at Minnesota (Nov. 17, 2018)
Touchdowns: 1 (4x), last at Wisconsin (Sept. 28, 2019)
Rushes: 1 at Rutgers (Oct. 20, 2018)
Punt Returns: 3 at Wisconsin (Sept. 28, 2019)
Punt Return Yards: 20 at Wisconsin (Sept. 28, 2019)
Long Punt Return: 19 vs. Michigan State (Sept. 21, 2019)

#89 • CHARLIE MANGIERI • TE

Receptions: 2 vs. Iowa (Oct. 26, 2019)
Receiving Yards: 8 vs. Michigan State (Sept. 21, 2019)
Long Reception: 8 vs. Michigan State (Sept. 21, 2019)

#35 • ERIK MUELLER • LB

Tackles: 2 (2x), last at Indiana (Nov. 2, 2019)
Solo Tackles: 2 at Indiana (Nov. 2, 2019)

#23 • RAYMOND NIRO III • RB

Rushing Attempts: 7 vs. UMass (Nov. 16, 2019)
Rushing Yards: 56 at Illinois (Nov. 30, 2019)
Long Rush: 11 vs. UMass (Nov. 16, 2019)
Rushing Touchdown: 1 vs. UMass (Nov. 16, 2019)
Tackle: 1 (2x), last vs. Ohio State (Oct. 18, 2019)
Solo Tackle: 1 (2x), last vs. Ohio State (Oct. 18, 2019)
Fumble Recovery: 1 at Wisconsin (Sept. 28, 2019)

#46 • DEVIN O'ROURKE • DE

Tackles: 1 vs. Akron (Sept. 15, 2018)
Solo Tackles: 1 vs. Akron (Sept. 15, 2018)

#93 • JOE SPIVAK • DL

Tackle: 2 (2x), last at Illinois (Nov. 30, 2019)
Assisted Tackle: 2 at Nebraska (Oct. 5, 2019)
Sack: 0.5 vs. UNLV (Sept. 14, 2019)
Tackle for Loss: 0.5 vs. UNLV (Sept. 14, 2019)
QBH: 1 vs. Bowling Green (Sept. 16, 2017)

#14 • MALIK WASHINGTON • WR

Receptions: 2 (2x), last vs. Maryland (Oct. 24, 2020)
Receiving Yards: 30 vs. Maryland (Oct. 24, 2020)
Long Reception: 23 vs. Maryland (Oct. 24, 2020)

#32 • BRYCE GALLAGHER • LB

Tackles: 1 at Indiana (Nov. 2, 2019)
Solo Tackles: 1 at Indiana (Nov. 2, 2019)

#55 • EKU LEOTA • DE

Tackles: 3 vs. Ohio State (Oct. 18, 2019)
Solo Tackles: 1 (2x), last at Indiana (Nov. 2, 2019)
Assisted Tackles: 2 (2x), last vs. Iowa (Oct. 26, 2019)
Tackles for Loss: 1 (2x), last vs. Purdue (Nov. 9, 2019)
Sacks: 1 (2x), last at Illinois (Nov. 30, 2019)
Quarterback Hurry: 1 vs. Purdue (Nov. 9, 2019)
Pass Breakup: 1 at Indiana (Nov. 2, 2019)

#7 • ANDREW MARTY • QB

Pass Attempts: 10 (2x), last at Illinois (Nov. 30, 2019)
Completions: 8 vs. Minnesota (Nov. 23, 2019)
Passing Yards: 95 vs. Minnesota (Nov. 23, 2019)
Passing Touchdowns: 1 (2x), last at Illinois (Nov. 30, 2019)
Long Pass: 40 vs. Minnesota (Nov. 23, 2019)
Rushing Attempts: 30 at Illinois (Nov. 30, 2019)
Rushing Yards: 111 at Illinois (Nov. 30, 2019)
Long Rush: 16 vs. Ohio State (Oct. 18, 2019)
Rushing Touchdowns: 2 (2x), last at Illinois (Nov. 30, 2019)

#21 • CAMERON MITCHELL • DB

Tackles: 1 vs. Ohio State (Oct. 18, 2019)
Solo Tackles: 1 vs. Ohio State (Oct. 18, 2019)

#16 • BRANDON JOSEPH • DB

Tackles: 3 vs. UMass (Nov. 16, 2019)
Solo Tackles: 3 vs. UMass (Nov. 16, 2019)

#22 • BRYCE JACKSON • DB

Tackles: 6 at Illinois (Nov. 30, 2019)
Solo Tackles: 3 (2x) at Illinois (Nov. 30, 2019)
Assisted Tackles at Illinois (Nov. 30, 2019)
Pass Breakups: 1 vs. Michigan State (Sept. 21, 2019)
Fumble Recovery: at Illinois (Nov. 30, 2019)

#20 • CAM PORTER • RB

Rushing Attempts: 2 vs. Maryland (Oct. 24, 2020)
Rushing Yards: 25 vs. Maryland (Oct. 24, 2020)
Tackles: 1 vs. Maryland (Oct. 24, 2020)
Fumble Recoveries: 1 vs. Maryland (Oct. 24, 2020)

#52 • JORDAN BUTLER • DL

Tackles: 2 vs. Maryland (Oct. 24, 2020)
Tackles for Loss: .5 vs. Maryland (Oct. 24, 2020)

#37 • CODY GRONEWOLD • P

Punts: 1 vs. Maryland (Oct. 24, 2020)
Longest Punt: 37 yards vs. Maryland (Oct. 24, 2020)

#29 • MARCUS CISCO • RB

Rushes: 3 vs. Maryland (Oct. 24, 2020)
Rushing Yards: 6 vs. Maryland (Oct. 24, 2020)

#38 • JOE DeHAAN • DB

Tackles: 3 vs. Maryland (Oct. 24, 2020)

NORTHWESTERN RECORD WHEN

	2020	Fitz Career
When playing at home	1-0	54-42
When playing on road	-	41-31
When playing at a neutral site	-	5-6
When playing on grass	1-0	74-53
When playing on artificial surface	-	26-26
When scoring first	-	62-23
When opponent scores first	1-0	38-56
When leading after first quarter	1-0	55-19
When trailing after first quarter	-	25-46
When tied after first quarter	-	20-14
When leading at halftime	1-0	75-20
When trailing at halftime	-	18-50
When tied at halftime	-	7-9
When leading after three quarters	-	79-17
When trailing after three quarters	-	14-59
When tied after three quarters	-	6-5
When NU has more/equal rushing yards	1-0	76-22
When opponent has more rushing yards	-	25-56
When NU has more/equal passing yards	1-0	49-32
When opponent has more passing yards	-	52-46
When NU has more/equal total yards	1-0	72-24
When opponent has more total yards	-	28-57
When NU has more first downs	1-0	66-30
When opponent has more first downs	-	25-46
When first downs are equal	-	9-3
When NU forces more turnovers	1-0	62-18
When opponent forces more turnovers	-	20-47
When turnovers are equal	-	18-13
In games decided by three points or fewer	-	18-14
In games decided by seven points or fewer	-	36-22
In overtime games	-	7-5

CAREER STARTS

	2020	Career
Paddy Fisher, Linebacker	1	39
Blake Gallagher, Linebacker	1	27
JR Pace, Safety	1	27
Peyton Ramsey, Quarterback	1	24
Isaiah Bowser, Running Back	1	14
Kyric McGowan, Wide Receiver*	1	16
Chris Bergin, Linebacker	1	17
Greg Newsome II, Cornerback	-	12
Nik Urban, Offensive Lineman	1	16
Riley Lees, Wide Receiver	1	15
Ramaud Chiaokhiao-Bowman, Wide Receiver	1	14
Cam Ruiz, Cornerback	1	15
Gunnar Vogel, Offensive Lineman	1	10
Sam Gerak, Offensive Line	1	12
Trevor Kent, Defensive Line	-	6
Hunter Johnson, Quarterback	-	5
Charlie Mangieri, Superback	-	8
Drake Anderson, Running Back	-	3
Ethan Wiederkehr, Offensive Lineman	1	4
Adetomiwa Adebawore, Defensive Lineman	1	4
Trey Pugh, Tight End	-	3
Evan Hull, Running Back	-	2
Jesse Brown, Running Back	-	2
Andrew Marty, Quarterback	-	1
A.J. Hampton, Cornerback	-	1
Earnest Brown IV	1	1
Peter Skoronski	1	1
Brandon Joseph	1	1
Rod Heard II	1	1
Jason Gold, Jr.	1	1

*= Started at RB vs. Purdue on Nov. 9, 2019

LAST TIME IT HAPPENED

NORTHWESTERN WILDCATS

Scored 60+ Points
 Scored 50-59 Points
 Scored 40-49 Points
 Rushed for 200-299 yards
 Rushed for 300-399 yards
 Rushed for 400+ yards
 Passed for 400+ yards
 Had 500-599 yards of total offense
 Had 600+ yards of total offense
 Won a game on final play (regulation)

Recorded a safety
 Recorded a shutout
 Played No. 1-ranked team
 Beat No. 1-ranked team
 Beat a Top-10 team
 Beat a ranked team
 Beat two ranked teams in a row

Ranked by AP (media)
 Ranked by USA Today (coaches)
 Ranked in College Football Playoff
 Ranked No. 1 by AP
 Sellout at home
 Had consecutive sellouts

NU 61, Illinois 23 (11-18-00)
 NU 54, Michigan State 40 (10-15-16)
 NU 43, Maryland 3 (10-24-20)
 251 vs. Purdue (11-9-19)
 325 vs. Maryland (10-24-20)
 444 at Illinois (11-22-03)
 455 vs. Nebraska (10-13-18)
 537 vs. Maryland (10-24-20)
 678 vs. Bowling Green (9-16-17)
 vs. Michigan State, 47-yd FG (9-29-01)
 vs. Minnesota (11-23-19)
 NU 39, Minnesota 0 (11-18-17)
 #1 Ohio State 54, NU 10 (11-11-06)
 #3 NU 6, #1 Minnesota 0 (10-31-1936)
 NU 28, #9 Nebraska 25 (11-5-11)
 NU 31, #17 Utah 20 (12-31-18)
 NU 47, #7 Wisconsin 44 (9-23-00)
 NU 37, #18 Michigan State 17 (9-30-00)
 No. 20 (2018 Final)
 No. 25 (2019 Preseason)
 No. 22 (2018 Final)
 1962
 47,330, vs. Notre Dame (11-3-18)
 Four straight from Sept. 29-Nov. 3, 2018
 (vs. Michigan, vs. Nebraska, vs. Wisconsin, vs. Notre Dame)

OPPONENTS

Wisconsin 70, NU 23 (11-27-10)
 Ohio State 52, NU 3 (10-18-19)
 Ohio State 45, NU 24 (12-1-18)
 Minnesota - 212 (11-23-19)
 Indiana - 319 (10-29-11)
 Ohio State - 499 (12-1-18)
 Michigan State - 445 (10-28-17)
 Michigan State - 540 (10-28-17)
 Arizona State - 773 (9-17-05)
 Nebraska, 49-yard pass (11-2-13)

Rutgers (10-20-18)
 #20 Iowa 20, NU 0 (10-26-19)
 Wisconsin 37, #1 NU 6 (11-10-62)
 Wisconsin 37, #1 NU 6 (11-10-62)

INDIVIDUALS

Returned kickoff for a TD
 Returned punt for a TD
 Returned INT for a TD
 Returned fumble for TD
 Blocked an extra point
 Blocked a FG attempt
 Blocked a punt
 Rushed for 3 or more TDs
 Rushed for 100 yards
 Two players rushed for 100 yards

Rushed for 200 yards
 Completed 20-29 passes
 Completed 30+ passes
 Passed for 3+ TDs
 Passed for 300-399 yards
 Passed for 400-499 yards
 Passed for 500+ yards
 Scored 3 TDs in a game
 Scored 4+ TDs in a game
 2-point conversion
 Caught 10+ passes
 100-199 yards receiving
 200+ yards receiving
 Two players 100 receiving yards

Score 2 TDs Receiving

Scored 3+ TDs receiving
 Kicked 3 FGs in one game
 Kicked 4 FGs in one game
 Kicked 5 FGs in one game
 Kicked a 50-yard FG
 Kicked a 70-79 yard punt
 Kicked an 80-89-yard punt
 Intercepted 2 passes
 Intercepted 3 passes
 Recovered two fumbles
 Recorded 100+ kickoff return yards
 Recorded 20+ tackles

Solmon Vault (95) at Michigan State (10-15-16)
 Tony Jones (64) at Purdue (11-22-14)
 Nick VanHoose (72) at Nebraska (10-24-15)
 Jared McGee (82) vs. Utah (12-31-18)
 Dean Lowry vs. Ball State (9-26-15)
 Joe Gaziano vs. UMass (11-16-19)
 Cameron Ruiz vs. Notre Dame (11-3-18)
 Evan Hull (4) vs. UMass (11-16-19)
 Drake Anderson (103) vs. Maryland (10-24-20)
 Coco Azema (123) at Illinois (11-30-19)
 Andrew Marty (111) at Illinois (11-30-19)
 Evan Hull (220) vs. UMass (11-16-19)
 Clayton Thorson (22) vs. Duke (9-8-18)
 Clayton Thorson (41) vs. Nebraska (10-13-18)
 Clayton Thorson (3) at Michigan State (10-6-18)
 Clayton Thorson (373) at Michigan State (10-6-18)
 Clayton Thorson (455) vs. Nebraska (10-13-18)
 Mike Kafka (532) vs. Auburn (1-1-10)
 Justin Jackson (3 rushing) vs. Bowling Green (9-16-17)
 Evan Hull (4 rushing) vs. UMass (11-16-19)
 Cameron Green pass from Clayton Thorson at Minnesota (11-17-18)
 Nagel Flynn (12) vs. Nebraska (10-13-18)
 Nagel Flynn (111) at Michigan State (10-6-18)
 Nagel Flynn (220) vs. Nebraska (10-13-18)
 Christian Jones (182) at Illinois (11-30-13)
 Rashad Lawrence (112) at Illinois (11-30-13)
 Nagel Flynn (2) vs. Nebraska (10-13-18)

Austin Carr (3) at Iowa (10-1-16)
 Charlie Kuhbänder (3) vs. Maryland (10-24-20)
 Jack Mitchell (4) at Notre Dame (11-15-14)
 Jeff Budzien (5) vs. Boston College (9-5-12)
 David Wasielewski (51) at Air Force (8-31-02)
 Jake Collins (70) vs. Rutgers (10-21-18)
 Hunter Niswander (80) vs. Iowa (10-21-17)
 Nate Hall at Minnesota (11-17-18)
 Godwin Igwebuike (3) vs. Wisconsin (10-14-14)
 Jimmy Hall (2) at Notre Dame (11-15-14)
 Riley Lees (106) vs. Minnesota (11-23-19)
 Tim McGarigle (21, 11-10) vs. Michigan (10-29-05)

Jehu Chesson (96), Michigan (10-10-15)
 Ben Niemann (1), Iowa (11-1-14)
 Noah Burns (68), Wisconsin (9-28-19)
 Matt Henningsen, Wisconsin (9-28-19)
 Andrew Stelter, Minnesota (11-18-17)
 Mike McGlinchey, Notre Dame (11-15-14)
 Ricky Jones, Indiana (10-22-16)
 Akrum Wadley (4), Iowa (10-17-15)
 Stevie Scott (116), Indiana (11-2-19)
 Melvin Gordon (172), Wisconsin (10-12-13)
 James White (101), Wisconsin (10-12-13)
 Akrum Wadley (204), Iowa (10-17-15)
 AJ Bush (23), Illinois (11-24-18)
 Aidan O'Connell (34), Purdue (11-9-19)
 Tanner Morgan (4), Minnesota (11-23-19)
 Ian Book (343), Notre Dame (11-3-18)
 Brian Lewerke (445), Michigan State (10-28-17)
 -
 William Fuller (3c), Notre Dame (11-15-14)
 Akrum Wadley (4r), Iowa (10-17-15)
 Adrian Martinez (rush), Nebraska (10-13-18)
 David Bell (14), Purdue (11-9-19)
 Tyler Johnson (125), Minnesota (11-23-19)
 D.J. Moore (210), Maryland (10-14-17)
 Malik Turner (164), Illinois (11-26-16)
 Justin Hardee (125), Illinois (11-26-16)
 Chris Olave, Ohio State (10-18-19)

Rashod Bateman (3), Minnesota (11-23-19)
 Ryan Lichtenstein (3), Syracuse (9-19-09)
 Brendan Gibbons (4), Michigan (11-16-13)
 -
 James McCourt (50), Illinois (11-30-19)
 Adam Korsak (79), Rutgers (10-20-18)
 -
 Alvin Davis, Akron (9-15-18)
 Mike Rose (3), Purdue (9-27-97)
 Marc Jackson (2), Illinois (11-23-02)
 Demetrius Douglas (104), Minnesota (11-17-18)
 Blake Cashman (8-12), Minnesota (11-17-18)

PLAYERS OF THE WEEK

Game Maryland	Offensive Peyton Ramsey	Off. Big Playmaker Drake Anderson	Off. Practice Bryce kirtz
Game Maryland	Defensive Cam Ruiz	Def. Big Playmaker All Defensive Backs	Def. Practice Gunner Maldonado
Game Maryland	Special Teams Bryce Jackson	Special Teams Playmaker -	Practice Player of the Week Cullen Coleman

NATIONAL RANKINGS

AP TOP 25		RECORD	POINTS
1	ClemsonClemson(52)	6-0	1539
2	Alabama(10)	5-0	1494
3	Ohio State	1-0	1402
4	Notre Dame	5-0	1353
5	Georgia	3-1	1292
6	Oklahoma State	4-0	1201
7	Cincinnati	4-0	1100
8	Texas A&M	3-1	1094
9	Wisconsin	1-0	950
10	Florida	2-1	933
11	BYU	6-0	906
12	Miami	5-1	888
13	Michigan	1-0	839
14	Oregon	0-0	784
15	North Carolina	4-1	758
16	Kansas State	4-1	562
17	Indiana	1-0	466
18	Penn State	0-1	443
19	Marshall	5-0	379
20	Coastal Carolina	5-0	282
21	USC	0-0	243
22	SMU	5-1	208
23	Iowa State	3-2	205
24	Oklahoma	3-2	155
25	Boise State	1-0	113

COACHES POLL		RECORD	POINTS
1	Clemson(52)	6-0	1540
2	Alabama(8)	5-0	1493
3	Ohio State(2)	1-0	1374
4	Notre Dame	5-0	1368
5	Georgia	3-1	1293
6	Oklahoma State	4-0	1209
7	Cincinnati	4-0	1058
8	Texas A&M	3-1	1055
9	Florida	2-1	1010
10	BYU	6-0	941
11	Wisconsin	1-0	928
12	Miami	5-1	911
13	North Carolina	4-1	796
14	Michigan	1-0	789
15	Oregon	0-0	674
16	Kansas State	4-1	592
17	Penn State	0-1	413
18	Marshall	5-0	309
19	Indiana	1-0	302
20	USC	0-0	271
21	Coastal Carolina	5-0	268
22	Iowa State	3-2	215
23	SMU	5-1	192
24	Oklahoma	3-2	138
25	Army	6-1	130

STARTING LINEUPS

OFFENSE

Opponent	LT	LG	C	RG	RT	QB	WR	WR	WR	TE	RB
Maryland	Skoronski	Urban	Gerak	Wiederkehr	Vogel	Ramsey	Chiaokhiao-Bowman	Lees	McGowan	Raine	Bowser

DEFENSE

Opponent	DE	DT	DT	DE	LB	LB	LB	CB	S	S	CB
Maryland	Adebawore	Saunders	Gold Jr.	Brown IV	Gallagher	Fisher	Bergin	Heard II	Joseph	Pace	Ruiz

TEAM CAPTAINS

Game	Captain	Captain	Captain	Captain
Maryland at Iowa	Paddy Fisher -	JR Pace -	Nik Urban -	Peyton Ramsey -



DAN AND SUSAN JONES FAMILY HEAD FOOTBALL COACH

Year	Overall	.PCT	Big Ten	.PCT	Postseason
2006	4-8	.333	2-6	.250	-
2007	6-6	.500	3-5	.375	-
2008	9-4	.692	5-3	.625	Valero Alamo Bowl
2009	8-5	.615	5-3	.625	Outback Bowl
2010	7-6	.538	3-5	.375	TicketCity Bowl
2011	6-7	.667	3-5	.375	Meineke Car Care Bowl
2012	10-3	.769	5-3	.625	TaxSlayer.Com Gator Bowl Champions
2013	5-7	.416	1-7	.125	-
2014	5-7	.416	3-5	.375	-
2015	10-3	.769	6-2	.750	Outback Bowl
2016	7-6	.538	5-4	.556	Pinstripe Bowl Champions
2017	10-3	.727	7-2	.750	Music City Bowl Champions
2018	9-5	.645	8-1	.889	Holiday Bowl Champions
2019	3-9	.250	1-8	.111	
2020	1-0	1.000	1-0	1.000	
Total	100-79	.558	58-59	.495	9 Bowl Games

Year	School	Position
2006-	Northwestern	Head Coach
2004-05	Northwestern	Linebackers/Recruiting Coordinator
2002-03	Northwestern	Linebackers
2001	Northwestern	Defensive Backs
2000	Idaho	Linebackers/Special Teams
1999	Colorado	Defensive Graduate Assistant
1998	Maryland	Defensive Graduate Assistant

Already the second-longest tenured Big Ten head coach at the age of 45, Pat Fitzgerald's 14 seasons at the helm of Northwestern have been spent building upon the tradition he helped establish as a Hall-of-Fame linebacker for the Wildcats in the mid-1990's. Characterized by his motivational skills, enthusiasm and passion for all things Northwestern, Fitzgerald has shaped Chicago's Big Ten Team into one that consistently achieves excellence in all three phases of the student-athlete experience: academics, athletics and community outreach.

Fitzgerald has built the Wildcats' program into a consistent winner. The 2018 Wildcats claimed the program's first-ever Big Ten West Division title and berth in the Big Ten Championship game with a program-tying eight Big Ten wins. Fitzgerald was named the consensus Big Ten Head Coach of the Year and a finalist for the 2018 Dodd Trophy.

Fitzgerald has led the Wildcats to nine bowl appearances in his 14 seasons and has guided the 'Cats to four of their five bowl wins in program history. Most recently in postseason play, Chicago's Big Ten Team mounted a dramatic come-from-behind victory over No. 17 Utah in the 2018 Holiday Bowl by scoring a bowl record 28 points in the third quarter to claim their third-straight bowl win for the first time in program history.

Away from the gridiron, Fitzgerald's players have achieved at the highest levels in the classroom, last fall placing a Big Ten-best 57 players on the Academic All-Big Ten team. According to the NCAA's Graduation Success Rate (GSR) released in the fall of 2019, Northwestern Football was one of five Division I programs to earn a 100% mark and became the first program from a Power Five Conference to achieve the accomplishment. The Wildcats have ranked in the Top-two for GSR among FBS schools for nine consecutive years.

NU also goes to great lengths to make a difference in the community. Fitzgerald, his family and his players partake in countless charitable events, impacting the NU and Evanston communities through their participation in Northwestern Dance Marathon, Special Olympics, Misericordia, the NU chapter of Uplifting Athletes, weekly school and children's hospital visits, and dozens of other organizations. Fitzgerald was named the honorary coach of the 2017 Allstate AFCA Good Works Team.

As a player in 1995, Fitzgerald was the leader of a suffocating Wildcats defensive unit that led the nation in scoring defense and anchored NU's storybook run to the Big Ten championship and Rose Bowl. He capped the year by winning both the Nagurski and Bednarik Awards as the nation's top defensive player and also was the Big Ten, Chevrolet and Sports Illustrated-Defensive Player of the Year. Fitzgerald accomplished all of this despite suffering a broken leg in the penultimate regular-season game.

A graduate of Orland Park's (Ill.) Carl Sandburg High School and a 2003 inductee to the Northwestern Athletics Hall of Fame, Fitzgerald resides in Northfield with his wife, Stacy, and three sons, Jack, born in November 2004, Ryan, born in September 2006, and Brendan, born in February 2009.

51



- 2008 College Football Hall of Fame Class
- 1995 & 1996 Bednarik Award Winner
- 1995 & 1996 Nagurski Award Winner
- First two-time winner of both the Bednarik and Nagurski Awards
- 1995 & 1996 Big Ten Champion
- 1995 Big Ten Defensive Player of the Year
- 1995 Sports Illustrated Defensive Player of the Year
- Two-Time All-American
- 23 career starts
- 299 career tackles
- 20 career tackles for loss
- 5 forced fumbles
- 3 interceptions

NORTHWESTERN FOOTBALL

2020 ROSTER

No.	Name	Pos.	Ht.	Wt.	Yr.	Hometown / High School / Last School
0	John Raine	TE	6-2	230	Gr.	Miami, Fla. / Westminster Christian
1	Jesse Brown	RB	5-11	210	Sr.	Lilburn, Ga. / Brookwood
2	Greg Newsome II	DB	6-1	190	Jr.	Chicago, Ill. / IMG Academy (Fla.)
3	JJ Jefferson	WR	5-10	180	Jr.	Houston, Texas / St. Pius X
4	Berkeley Holman	WR	5-11	197	Jr.	Irvine, Calif. / Saint John Bosco
5	JR Pace	DB	6-1	210	Sr.	College Park, Ga. / Woodward Academy
6	Drake Anderson	RB	5-11	190	So.	Chandler, Ariz. / Chandler
7	Andrew Marty	QB	6-3	224	Jr.	Cincinnati, Ohio / Wyoming
8	Kyric McGowan	WR	5-11	205	Sr.	Dalton, Ga. / Dalton
9	Gunner Maldonado	DB	5-11	183	Fy.	Chandler, Ariz. / Chandler
9	Carl Richardson	QB	6-4	207	Fy.	Salinas, Calif. / Salinas
10	TJ Green	QB	6-2	205	Gr.	Leawood, Kan. / Rockhurst
10	Jeremiah McDonald	LB	6-3	205	So.	Slidell, La. / Northshore High
11	A.J. Hampton	DB	5-11	180	So.	Warren, Ark. / Paul R Wharton (Tampa, Fla.)
12	Peyton Ramsey	QB	6-2	220	Gr.	Cincinnati, Ohio / Elder
12	Nigel Williams	DB	6-1	192	Fy.	Richmond, Va. / Collegiate School
13	Preston Bacon	WR	6-2	195	R-Fy.	Oak Hill, Va. / The Potomac School
13	Garnett Hollis, Jr.	DB	6-2	196	Fy.	Nashville, Tenn. / Battle Ground Academy
14	Charlie Kuhbander	K	6-0	195	Sr.	Springboro, Ohio / Springboro
14	Malik Washington	WR	5-9	192	So.	Lawrenceville, Ga. / Parkview
15	Trey Finison	K/P	5-9	183	So.	Tuscaloosa, Ala. / Northridge
15	Hunter Johnson	QB	6-2	215	Jr.	Brownsburg, Ind. / Brownsburg
16	Brandon Joseph	DB	6-1	192	R-Fy.	College Station, Texas / College Station
16	Zac Krause	QB	6-3	215	R-Fy.	Olathe, Kan. / Olathe West
17	Bryce Kirtz	WR	6-0	180	R-Fy.	Brownsburg, Ind. / Brownsburg
18	Genson Hooper Price	WR	6-5	215	R-Fy.	Houston, Texas / St. John's
18	Cameron Ruiz	DB	5-11	180	Jr.	Lake Villa, Ill. / Lakes Community
19	Riley Lees	WR	6-0	200	Sr.	Libertyville, Ill. / Libertyville
20	Cam Porter	RB	5-10	220	Fy.	Cincinnati, Ohio / Lasalle
21	Cameron Mitchell	DB	6-0	195	R-Fy.	Bolingbrook, Ill. / Bolingbrook
22	Bryce Jackson	DB	6-1	190	Jr.	Lantana, Texas / John H. Guyer
22	Connor Newhouse	RB	5-11	195	R-Fy.	Prospect, Ky. / North Oldham
23	Raymond Niro III	RB	5-10	190	So.	Barrington, Ill. / Barrington
23	Donovan Sermons	DB	5-11	192	Jr.	Pomona, Calif. / Damien
24	Rod Heard II	DB	5-11	185	R-Fy.	Farmington, Mich. / Farmington Hills Harrison
25	Isaiah Bowser	RB	6-1	220	Jr.	Sidney, Ohio / Sidney
26	Evan Hull	RB	5-11	210	R-Fy.	Maple Grove, Minn. / Maple Grove
27	Coco Azema	DB	5-11	185	R-Fy.	Cypress, Texas / Langham Creek
28	Chris Bergin	LB	5-11	215	Sr.	Bloomfield Hills, Mich. / Detroit Country Day
29	Tyler Haskins	CB	5-11	195	R-Fy.	Stafford, Va. / Mountain View
29	Marcus Cisco	RB	5-9	195	R-Fy.	Byron Center, Mich. / Byron Center
31	Jaylen Rivers	LB	6-2	222	So.	Decatur, Ga. / Grayson
31	Jake Arthurs	RB	5-9	195	Fy.	Wheaton, Ill. / Wheaton-Warrenville South
32	Bryce Gallagher	LB	6-2	223	R-Fy.	Raynham, Mass. / St. Sebastian's
33	Michael Jansey, Jr.	LB	6-2	210	R-Fy.	Batavia, Ill. / Batavia
34	Xander Mueller	LB	6-3	210	Fy.	Wheaton, Ill. / Wheaton North
35	Erik Mueller	LB	6-2	230	Sr.	Wheaton, Ill. / Wheaton North
36	Derek Adams	P	5-11	195	Gr.	Manheim, Pa. / Manheim Central
37	Cody Gronewold	P	6-2	185	Jr.	Lincoln, Neb. / Northeast
38	Joe Dehaan	DB	6-4	198	Fy.	Tinley Park, Ill. / Andrew
39	William Halkyard	LS	6-3	200	Fy.	Glen Ellyn, Ill. / Glenbard West
40	Peter McIntyre	LB	6-2	231	Jr.	Perrysburg, Ohio / Saint Johns' Jesuit
41	Grayson Mann	LB	6-0	225	So.	Fort Worth, Texas / Fort Worth All Saints
42	Paddy Fisher	LB	6-4	240	Sr.	Katy, Texas / Katy
43	Tyler Gillikin	LS	6-2	217	Sr.	Atlanta, Ga. / Westminster
44	Khalid Jones	LB	6-0	230	So.	Greenville, S.C. / Byrnes
45	Cullen Coleman	LB	6-3	240	Fy.	Port Chester, N.Y. / Rye Country Day
46	Devin O'Rourke	DL	6-6	265	So.	Mokena, Ill. / Lincoln Way East
46	Hunter Renner	P	6-2	207	Fy.	Mishawaka, Ind. / Marian
47	Troy Hudetz	LB	6-2	221	Sr.	Naperville, Ill. / Naperville Central
48	Peter Snodgrass	LS	6-0	212	Jr.	Palo Alto, Calif. / Palo Alto
48	Owen Bergin	LB	5-10	210	Fy.	Bloomfield Hills, Mich. / Detroit Country Day
49	Adetomiwa Adebawore	DL	6-2	265	So.	Kansas City, Mo. / North Kansas City
50	PJ Spencer	DL	6-2	275	R-Fy.	Prairie Village, Kan. / Shawnee Mission East
51	Blake Gallagher	LB	6-1	228	Sr.	Raynham, Mass. / Saint Sebastian's
52	Sam Gerak	OL	6-4	295	Jr.	Avon, Ohio / Avon
52	Jordan Butler	DT	6-2	316	Fy.	North Las Vegas, Nev. / IMG Academy (Fla.)
53	Jaiden Cameron	DE	6-3	245	Fy.	Clayton, Ohio / Northmont
54	Conrad Rowley	OL	6-4	308	So.	Independence, Mo. / Blue Springs
55	Eku Leota	DL	6-4	250	So.	Asheville, N.C. / Asheville

No.	Name	Pos.	Ht.	Wt.	Yr.	Hometown / High School / Last School
57	Greyson Metz	LB	6-3	216	Fy.	Glen Ellyn, Ill. / Glenbard West
58	Wyatt Blake	DL	6-4	305	So.	Crystal Lake, Ill. / Crystal Lake Central
62	Maxwell Skidmore	OL	6-7	270	Fy.	Spokane Valley, Wash. / University
63	Dom D'Antonio	OL	6-4	290	R-Fy.	Woodstock, Ga. / Etowah
66	Nik Urban	OL	6-3	307	Sr.	Willoughby, Ohio / Willoughby South
68	Josh Priebe	OL	6-5	295	Fy.	Niles, Mich. / Edwardsburg
69	Charlie Schmidt	OL	6-4	297	So.	Libertyville, Ill. / Libertyville
71	Ben Wrather	OL	6-6	310	Fy.	Powell, Ohio / Olentangy Liberty
73	Gunnar Vogel	OL	6-6	300	Sr.	Columbus, Ohio / Westerville South
74	Payne He'Bert	OL	6-4	312	So.	Pearland, Texas / Dawson
75	Connor Foster	OL	6-7	315	R-Fy.	Milford, Ohio / Milford
76	Ethan Wiederkehr	OL	6-5	295	Jr.	Wading River, N.Y. / Shoreham-Wading River
77	Peter Skoronski	OL	6-4	294	Fy.	Park Ridge, Ill. / Maine South
78	Luka Trifunovic	DL	6-4	293	R-Fy.	Carlsbad, Calif. / La Costa Canyon
79	Zachary Franks	OL	6-6	305	R-Fy.	Baltimore, Md. / The Gilman School
80	Trey Pugh	TE	6-5	250	R-Jr.	Plain City, Ohio / Jonathan Alder
81	Ramaud Chiaokhiao-Bowman	WR	6-2	203	Sr.	Minneapolis, Minn. / Breck
82	Braeden Heald	WR	5-11	198	R-So.	Easthampton, Mass. / Williston Northampton
82	Alex Oelsner	TE	6-4	244	Jr.	Niwot, Colo. / Niwot
83	Will Lansbury	WR	6-2	202	Jr.	Pebble Beach, Calif. / Stevenson
84	Hunter Welding	TE	6-3	242	Fy.	Deer Park, Ill. / Lake Zurich
85	Jack Kennedy	WR	6-0	201	R-Fy.	Cleveland Heights, Ohio / St. Ignatius
86	Wayne Dennis, Jr.	WR	6-3	200	R-Fy.	Tampa, Fla. / Armwood
87	Thomas Gordon	TE	6-5	240	R-Fy.	Houston, Texas / Strake Jesuit College Prep
87	Jack Moses	WR	5-9	187	Fy.	Lake Zurich, Ill. / Lake Zurich
88	Marshall Long	TE	6-4	235	Fy.	Cincinnati, Ohio / St. Xavier
89	Charlie Mangieri	SB	6-4	250	Jr.	Peoria, Ill. / Dunlap
90	Jake Genyk	P	6-3	200	So.	Middleton, Wis. / Middleton
90	Jake Saunders	DT	6-2	300	Sr.	Loveland, Ohio / Loveland
92	Willy Boatman	DL	6-2	277	So.	Denver, Colo. / Kent Denver School
93	Joe Spivak	DL	6-0	300	Sr.	Darien, Ill. / Montini Catholic
94	Jason Gold, Jr.	DE	6-3	285	So.	League City, Texas / Clear Springs
95	Te-Rah Edwards	DT	6-2	294	Fy.	Groveport, Ohio / Groveport Madison
96	Trevor Kent	DE	6-6	300	Jr.	Pittsburg, Kan. / Pittsburg
97	Sean McLaughlin	DL	6-5	260	Fy.	Frankfort, Ill. / Lincoln-Way East
98	Duke Olges	DL	6-4	260	R-Fy.	Winnetka, Ill. / New Trier
99	Earnest Brown IV	DE	6-5	270	Sr.	Aubrey, Texas / Billy Ryan

COACHING STAFF	Position	Season
Pat Fitzgerald	Dan and Susan Jones Family Head Football Coach	15th
Matt MacPherson	Assistant Head Coach (Defensive Backs)	15th
Mike Hankwitz	Defensive Coordinator	13th
Mike Bajakian	Offensive Coordinator / Quarterbacks	1st
Jeff Genyk	Special Teams Coordinator	12th
Kurt Anderson	Assistant Coach / Offensive Line	2nd
Lou Ayeni	Assistant Coach / Running Backs / Recruiting Coordinator	3rd
Bob Heffner	Assistant Coach / Superbacks	12th
Marty Long	Assistant Coach / Defensive Line	13th
Tim McGarigle	Assistant Coach / Linebackers	3rd
Dennis Springer	Assistant Coach / Wide Receivers	10th

PRONUNCIATION GUIDE

ADETOMIWA ADEBAWORE (ad-e-TOMMY-e-wah ad-e-BAHR-eh)	John RAINE (RAIN)
RAMAUD CHIAOKHIAO-BOWMAN (ruh-MAUD JOW-key-o-BOW-man)	Peter SKORONSKI (SKO-ron-ski)
TE-RAH Edwards (Tee-RAH)	Joe SPIVAK (SPEE-vack)
Sam GERAK (jare-ack)	Sam STOVALL (STO-vul)
Tyler GILLIKIN (GILL-uh-kin)	Luka TRIFUNOVIC (tree-FOON-o-veech)
Cody GRONWOLD (GROAN-wohld)	Ethan WIEDERKEHR (WHY-der-kerr)
Payne HE'BERT (HAY-bear)	
Berkeley HOLMAN (HOLE-min)	
Troy HUDETZ (WHO-detz)	
KHALID Jones (kuh-LID)	
Charlie KUH BANDER (KOO-ban-der)	
EKU LEOTA (EK-ew LEE-oh-tuh)	
KYRIC McGowan (KY-rick)	
XANDER Mueller (ZAN-der)	
Raymond NIRO III (NYE-row)	
Alex OELSNER (OHLS-ner)	
Duke OLGES (OHL-giz)	
Josh PRIEBE (PREE-b)	
Trey PUGH (PYOU)	

Date	Opponent	Score	Overall Record	Conference Record	Time	Attend
----	-----	-----	-----	-----	----	-----
* Oct 24, 2020	MARYLAND	W 43-3	1- 0- 0	1- 0- 0	03:32	1

* indicates conference game

		-----FIRST DOWNS-----				----RUSHING----	-----PASSING-----			--TOTAL OFFENSE--	Return	Turn-
Opponent	Score	Total	Rush	Pass	Pen	Number-Yards	Comp-Att-Int	Yards	Plays-Yards	Yards	Overs	
-----	-----	--/--	--/--	--/--	--/--	-----/-----	-----/-----	--/--	----- / -----	--/--	--/--	
MARYLAND.....	43-3	31/14	17/4	13/9	1/1	53-325 / 21-64	23-30- 0 / 18-29- 3	212/143	83-537 / 50-207	1/154	0/4	
Totals.....	43-3	31/14	17/4	13/9	1/1	53-325 / 21-64	23-30- 0 / 18-29- 3	212/143	83-537 / 50-207	1/154	0/4	

Note: Game totals are displayed in the format TEAM/OPPONENT for each category

Team Statistics	NU	OPP
SCORING	43	3
Points Per Game	43.0	3.0
Points Off Turnovers	16	0
FIRST DOWNS	31	14
Rushing	17	4
Passing	13	9
Penalty	1	1
RUSHING YARDAGE	325	64
Yards gained rushing	331	95
Yards lost rushing	6	31
Rushing Attempts	53	20
Average Per Rush	6.1	3.2
Average Per Game	325.0	64.0
TDs Rushing	4	0
PASSING YARDAGE	212	143
Comp-Att-Int	23-30-0	18-29-3
Average Per Pass	7.1	4.9
Average Per Catch	9.2	7.9
Average Per Game	212.0	143.0
TDs Passing	1	0
TOTAL OFFENSE	537	207
Total Plays	83	49
Average Per Play	6.5	4.2
Average Per Game	537.0	207.0
KICK RETURNS: #-Yards	0-0	8-149
PUNT RETURNS: #-Yards	1-1	1-5
INT RETURNS: #-Yards	3-0	0-0
KICK RETURN AVERAGE	0.0	18.6
PUNT RETURN AVERAGE	1.0	5.0
INT RETURN AVERAGE	0.0	0.0
FUMBLES-LOST	0-0	1-1
PENALTIES-Yards	5-48	6-60
Average Per Game	48.0	60.0
PUNTS-Yards	3-125	5-198
Average Per Punt	41.7	39.6
Net punt average	33.3	39.4
KICKOFFS-Yards	8-446	2-80
Average Per Kick	55.8	40.0
Net kick average	37.1	40.0
TIME OF POSSESSION/Game	37:21	22:39
3RD-DOWN Conversions	8/16	4/11
3rd-Down Pct	50%	36%
4TH-DOWN Conversions	3/3	0/0
4th-Down Pct	100%	0%
SACKS BY-Yards	2-24	0-0
MISC YARDS	0	0
TOUCHDOWNS SCORED	5	0
FIELD GOALS-ATTEMPTS	3-3	1-1
ON-SIDE KICKS	0-0	0-0
RED-ZONE SCORES	(5-5) 100%	(1-2) 50%
RED-ZONE TOUCHDOWNS	(3-5) 60%	(0-2) 0%
PAT-ATTEMPTS	(4-5) 80%	(0-0) 0%
ATTENDANCE	0	0
Games/Avg Per Game	2/0	0/0
Neutral Site Games		0/0

Score by Quarters	1st	2nd	3rd	4th	OT	Total
Northwestern	14	16	7	6	0	43
Opponents	3	0	0	0	0	3

Rushing	gp-gs	att	gain	loss	net	avg	td	lg	avg/g
Anderson, Drake	1-0	10	103	0	103	10.3	1	37	103.0
Bowser, Isaiah	1-1	23	75	5	70	3.0	1	13	70.0
Ramsey, Peyton	1-1	7	47	0	47	6.7	1	12	47.0
Hull, Evan	1-0	4	44	0	44	11.0	1	30	44.0
Porter, Cam	1-0	2	25	0	25	12.5	0	20	25.0
Mcgowan, Kyric	1-1	2	19	0	19	9.5	0	11	19.0
Lees, Riley	1-1	1	7	0	7	7.0	0	7	7.0
Cisco, Marcus	1-0	3	7	1	6	2.0	0	4	6.0
Brown, Jesse	1-0	1	4	0	4	4.0	0	4	4.0
Total	1	53	331	6	325	6.1	4	37	325.0
Opponents	1	20	95	31	64	3.2	0	24	64.0

Passing	gp-gs	effic	comp-att-int	pct	yds	td	lg	avg/g
Ramsey, Peyton	1-1	147.03	23-30-0	76.7	212	1	23	212.0
Total	1	147.03	23-30-0	76.7	212	1	23	212.0
Opponents	1	82.80	18-29-3	62.1	143	0	20	143.0

Receiving	gp-gs	no.	yds	avg	td	lg	avg/g
Raine, John	1-1	5	53	10.6	0	19	53.0
Chiaokhiao-Bowman, R	1-1	5	49	9.8	0	15	49.0
Bowser, Isaiah	1-1	4	21	5.2	1	12	21.0
Lees, Riley	1-1	3	28	9.3	0	13	28.0
Washington, Malik	1-0	2	30	15.0	0	23	30.0
Brown, Jesse	1-0	2	22	11.0	0	15	22.0
Mcgowan, Kyric	1-1	2	9	4.5	0	6	9.0
Total	1	23	212	9.2	1	23	212.0
Opponents	1	18	143	7.9	0	20	143.0

Punt Returns	no.	yds	avg	td	lg
Lees, Riley	1	1	1.0	0	1
Total	1	1	1.0	0	1
Opponents	1	5	5.0	0	5

Interceptions	no.	yds	avg	td	lg
Pace, Jr	1	0	0.0	0	0
Azema, Coco	1	0	0.0	0	0
Hampton, A.J.	1	0	0.0	0	0
Total	3	0	0.0	0	0
Opponents	0	0	0.0	0	0

Kick Returns	no.	yds	avg	td	lg
Total	0	0	0.0	0	0
Opponents	8	149	18.6	0	30

Fumble Returns	no.	yds	avg	td	lg
Total	0	0	0.0	0	0
Opponents	0	0	0.0	0	0

Scoring	td	fg	PAT				dxp	saf	pts
			kick	rush	rcv	pass			
Kuhbander, Charlie	-	3-3	4-4	-	-	-	-	-	13
Bowser,Isaiah	2	-	-	-	-	-	-	-	12
Ramsey,Peyton	1	-	-	-	-	-	-	-	6
Anderson,Drake	1	-	-	-	-	-	-	-	6
Hull,Evan	1	-	-	-	-	-	-	-	6
Finison,Trey	-	-	0-1	-	-	-	-	-	0
Total	5	3-3	4-5	-	-	-	-	-	43
Opponents	-	1-1	-	-	-	-	-	-	3

Total Offense	g	plays	rush	pass	total	avg/g
Ramsey,Peyton	1	37	47	212	259	259.0
Anderson,Drake	1	10	103	0	103	103.0
Bowser,Isaiah	1	23	70	0	70	70.0
Hull,Evan	1	4	44	0	44	44.0
Porter,Cam	1	2	25	0	25	25.0
Mcgowan,Kyric	1	2	19	0	19	19.0
Lees,Riley	1	1	7	0	7	7.0
Cisco,Marcus	1	3	6	0	6	6.0
Brown,Jesse	1	1	4	0	4	4.0
Total	1	83	325	212	537	537.0
Opponents	1	49	64	143	207	207.0

Field Goals	fg	pct.	01-19	20-29	30-39	40-49	50-99	lg	blk
Kuhbander, Charlie	3-3	100.0	0-0	1-1	0-0	2-2	0-0	43	0

FG Sequence	Northwestern	Opponents
Maryland	(43),(23),(43)	(33)

Numbers in (parentheses) indicate field goal was made.

Punting	no.	yds	avg	lg	tb	fc	i20	50+	blk
Adams,Derek	2	82	41.0	51	1	1	0	1	0
Gronewold,Cody	1	43	43.0	43	0	0	0	0	0
Total	3	125	41.7	51	1	1	0	1	0
Opponents	5	198	39.6	47	0	3	1	0	0

Kickoffs	no.	yds	avg	tb	ob	retn	net	ydln
Kuhbander, Charlie	7	387	55.3	0	0			
Finison,Trey	1	59	59.0	0	0			
Total	8	446	55.8	0	0	18.6	37.1	27
Opponents	2	80	40.0	0	0	0.0	40.0	25

All Purpose	g	rush	rcv	pr	kr	ir	total	avg/g
Anderson, Drake	1	103	0	0	0	0	103	103.0
Bowser, Isaiah	1	70	21	0	0	0	91	91.0
Raine, John	1	0	53	0	0	0	53	53.0
Chiaokhiao-Bow	1	0	49	0	0	0	49	49.0
Ramsey, Peyton	1	47	0	0	0	0	47	47.0
Hull, Evan	1	44	0	0	0	0	44	44.0
Lees, Riley	1	7	28	1	0	0	36	36.0
Washington, Mal	1	0	30	0	0	0	30	30.0
Mcgowan, Kyric	1	19	9	0	0	0	28	28.0
Brown, Jesse	1	4	22	0	0	0	26	26.0
Porter, Cam	1	25	0	0	0	0	25	25.0
Cisco, Marcus	1	6	0	0	0	0	6	6.0
Total	1	325	212	1	0	0	538	538.0
Opponents	1	64	143	5	149	0	361	361.0

##	Defensive Leaders	gp-gs	Tackles				Sacks no-yds	Pass defense			Fumbles		blkd	
			ua	a	tot	tfl/yds		int-yds	brup	qbh	rcv-yds	ff	kick	saf
16	Joseph,Brandon	1-1	5	2	7	1.0-1
24	Heard,Rod	1-1	4	2	6	.	.	.	1
42	Fisher,Paddy	1-1	3	1	4
28	Bergin,Chris	1-1	3	1	4	.	.	.	1
51	Gallagher, Blake	1-1	1	3	4	.	.	.	1
31	Rivers,Jaylen	1-0	1	2	3
38	DeHaan,Joe	1-0	2	1	3
22	Jackson,Bryce	1-0	2	1	3
11	Hampton,A.J.	1-0	1	1	2	.	.	1-0
44	Jones,Khalid	1-0	1	1	2
52	Butler,Jordan	1-0	.	2	2	0.5-1
18	Ruiz,Cameron	1-1	2	.	2	1.0-10	1.0-10
93	Spivak,Joe	1-0	1	1	2
94	,Jason Gold Jr	1-0	1	.	1	1.0-1
97	McLaughlin,S	1-0	1	.	1
9	Maldonado,G	1-0	.	1	1
2J	Joseph,Jaheem	1-0	1	.	1
55	Leota,Eku	1-0	1	.	1	1.0-5	.	.	.	1
49	Adetomiwa, Adebawore	1-1	1	.	1	1.0-14	1.0-14	.	.	1
20	Porter,Cam	1-0	1	.	1	1-0	.	.	.
29	Haskins,Tyler	1-0	.	1	1
47	Hudetz,Troy	1-0	.	1	1	0.5-0
1K	Kuhbänder, Charlie	1-0	.	1	1
99	Iv,E Brown	1-1	1
27	Azema,Coco	1-0	1-0
5	Pace,Jr	1-1	1-0	.	1
Total		1	32	22	54	6-32	2-24	3-0	3	4	1-0	.	.	.
Opponents		1	48	37	85	5-8	0-0	.	3	3

SEASON

CAREER

Rushing	gp	att	gain	loss	net	avg	td	lg	avg/g	gp	att	gain	loss	net	avg	td	lg	avg/g
Anderson, Drake	1	10	103	0	103	10.3	1	37	103.0	15	176	809	36	773	4.4	4	37	51.5
Bowser, Isaiah	1	23	75	5	70	3.0	1	13	70.0	17	279	1178	38	1140	4.1	7	55	67.1
Ramsey, Peyton	1	7	47	0	47	6.7	1	12	47.0	1	7	47	0	47	6.7	1	12	47.0
Hull, Evan	1	4	44	0	44	11.0	1	30	44.0	5	50	336	6	330	6.6	5	48	66.0
Porter, Cam	1	2	25	0	25	12.5	0	20	25.0	1	2	25	0	25	12.5	0	20	25.0
McGowan, Kyric	1	2	19	0	19	9.5	0	11	19.0	35	33	239	9	230	7.0	1	79	6.6
Lees, Riley	1	1	7	0	7	7.0	0	7	7.0	40	16	60	12	48	3.0	1	18	1.2
Cisco, Marcus	1	3	7	1	6	2.0	0	4	6.0	1	3	7	1	6	2.0	0	4	6.0
Brown, Jesse	1	1	4	0	4	4.0	0	4	4.0	19	31	195	0	195	6.3	2	35	10.3
Total	1	53	331	6	325	6.1	4	37	325.0									
Opponents	1	21	95	31	64	3.0	0	24	64.0									

Passing	gp	effic	comp-att-int	pct	yds	td	lg	avg/g	gp	effic	comp-att-int	pct	yds	td	lg	avg/g
Ramsey, Peyton	1	147.03	23-30-0	76.7	212	1	23	212.0	1	147.03	23-30-0	76.7	212	1	23	212.0
Total	1	147.03	23-30-0	76.7	212	1	23	212.0								
Opponents	1	82.80	18-29-3	62.1	143	0	20	143.0								

Receiving	gp	no.	yds	avg	td	lg	avg/g	gp	no.	yds	avg	td	lg	avg/g
Raine, John	1	5	53	10.6	0	19	53.0	1	5	53	10.6	0	19	53.0
Chiaokhiao-Bowm	1	4	46	11.5	0	15	46.0	13	21	234	11.1	0	23	18.0
Bowser, Isaiah	1	4	21	5.2	1	12	21.0	17	18	122	6.8	1	15	7.2
Lees, Riley	1	3	28	9.3	0	13	28.0	40	94	907	9.6	7	40	22.7
Washington, Mal	1	2	30	15.0	0	23	30.0	1	2	30	15.0	0	23	30.0
Brown, Jesse	1	2	22	11.0	0	15	22.0	19	3	45	15.0	0	23	2.4
McGowan, Kyric	1	2	9	4.5	0	6	9.0	35	36	445	12.4	2	77	12.7
Dennis, Jr., Way	1	1	3	3.0	0	3	3.0	1	1	3	3.0	0	3	3.0
Total	1	23	212	9.2	1	23	212.0							
Opponents	1	18	143	7.9	0	20	143.0							

Total Offense	g	plays	rush	pass	total	avg/g	g	plays	rush	pass	total	avg/g
Ramsey, Peyton	1	37	47	212	259	259.0	1	37	47	212	259	259.0
Anderson, Drake	1	10	103	0	103	103.0	15	176	773	0	773	51.5
Bowser, Isaiah	1	23	70	0	70	70.0	17	279	1140	0	1140	67.1
Hull, Evan	1	4	44	0	44	44.0	5	50	330	0	330	66.0
Porter, Cam	1	2	25	0	25	25.0	1	2	25	0	25	25.0
McGowan, Kyric	1	2	19	0	19	19.0	35	33	230	0	230	6.6
Lees, Riley	1	1	7	0	7	7.0	40	17	48	0	48	1.2
Cisco, Marcus	1	3	6	0	6	6.0	1	3	6	0	6	6.0
Brown, Jesse	1	1	4	0	4	4.0	19	31	195	0	195	10.3
Total	1	83	325	212	537	537.0						
Opponents	1	50	64	143	207	207.0						

Scoring	td	fg	PAT						td	fg	PAT						td	fg	pts
			kick	rush	rcv	pass	dxp	saf			pts	kick	rush	rcv	pass	dxp			
Kuhbander,Charl	-	3-3	4-4	-	-	-	-	-	-	13	-	3-3	4-4	-	-	-	-	-	13
Bowser,Isaiah	2	-	-	-	-	-	-	-	8	-	-	-	-	-	-	-	-	48	
Hull,Evan	1	-	-	-	-	-	-	-	5	-	-	-	-	-	-	-	-	30	
Ramsey,Peyton	1	-	-	-	-	-	-	-	1	-	-	-	-	-	-	-	-	6	
Anderson,Drake	1	-	-	-	-	-	-	-	4	-	-	-	-	-	-	-	-	24	
Finison,Trey	-	-	0-1	-	-	-	-	-	-	-	0-1	-	-	-	-	-	-	0	
Total	5	3-3	4-5	-	-	-	-	-	-	43									
Opponents	-	1-1	-	-	-	-	-	-	-	3									

Punt Returns	no.	yds	avg	td	lg	no.	yds	avg	td	lg
Lees, Riley	1	1	1.0	0	1	45	305	6.8	0	39
Total	1	1	1.0	0	1					
Opponents	1	5	5.0	0	5					

Kick Returns	no.	yds	avg	td	lg	no.	yds	avg	td	lg
Total	0	0	0.0	0	0					
Opponents	8	149	18.6	0	30					

SEASON

CAREER

Interceptions	no.	yds	avg	td	lg	no.	yds	avg	td	lg
Azema,Coco	1	0	0.0	0	0	1	0	0.0	0	0
Hampton,A.J.	1	0	0.0	0	0	2	0	0.0	0	0
Pace,JR	1	0	0.0	0	0	8	49	6.1	0	26
Total	3	0	0.0	0	0					
Opponents	0	0	0.0	0	0					

Fumble Returns	no.	yds	avg	td	lg	no.	yds	avg	td	lg
Total	0	0	0.0	0	0					
Opponents	0	0	0.0	0	0					

All Purpose	g	rush	rcv	pr	kr	ir	total	avg/g	g	rush	rcv	pr	kr	ir	total	avg/g
Anderson,Drake	1	103	0	0	0	0	103	103.0	15	773	28	0	0	0	801	53.4
Bowser,Isaiah	1	70	21	0	0	0	91	91.0	17	1140	122	0	0	0	1262	74.2
Raine,John	1	0	53	0	0	0	53	53.0	1	0	53	0	0	0	53	53.0
Ramsey,Peyton	1	47	0	0	0	0	47	47.0	1	47	0	0	0	0	47	47.0
Chiaokhiao-Bow	1	0	46	0	0	0	46	46.0	13	0	234	0	0	0	234	18.0
Hull,Evan	1	44	0	0	0	0	44	44.0	5	330	0	0	0	0	330	66.0
Lees,Riley	1	7	28	1	0	0	36	36.0	40	48	907	305	542	0	1802	45.0
Washington,Mal	1	0	30	0	0	0	30	30.0	1	0	30	0	0	0	30	30.0
McGowan,Kyric	1	19	9	0	0	0	28	28.0	35	230	445	0	353	0	1028	29.4
Brown,Jesse	1	4	22	0	0	0	26	26.0	19	195	45	0	0	0	240	12.6
Porter,Cam	1	25	0	0	0	0	25	25.0	1	25	0	0	0	0	25	25.0
Cisco,Marcus	1	6	0	0	0	0	6	6.0	1	6	0	0	0	0	6	6.0
Dennis, Jr.,Way	1	0	3	0	0	0	3	3.0	1	0	3	0	0	0	3	3.0
Total	1	325	212	1	0	0	538	538.0								
Opponents	1	64	143	5	149	0	361	361.0								

Field Goals	att	good	long	blkd	att	good	long	blkd
Kuhbänder,Charl	3	3	43	0	3	3	43	0
Total	3	3	43	0				
Opponents	1	1	33	0				

Punting	no.	yds	avg	lg	blk	no.	yds	avg	lg	blk
Adams,Derek	2	82	41.0	51	0	2	82	41.0	51	0
Gronewold,Cody	1	43	43.0	43	0	1	43	43.0	43	0
Total	3	125	41.7	51	0					
Opponents	5	198	39.6	47	0					

Kickoffs	no.	yds	avg	tb	ob	no.	yds	avg	tb	ob
Kuhbänder,Charl	7	387	55.3	0	0	7	387	55.3	0	0
Finison,Trey	1	59	59.0	0	0	34	1996	58.7	9	0
Total	8	446	55.8	0	0					
Opponents	2	80	40.0	0	0					

SEASON

CAREER

##	Defensive Leaders	gp	ua	a	total	tfl	sack	int	pbu	fr	ff	blk	gp	ua	a	total	tfl	sack	int	pbu	fr	ff	blk
16	Joseph, Brandon	1	5	2	7	1.0	5	9	2	11	1.0
24	Heard, Rod	1	4	2	6	0.0	.	.	1	.	.	.	2	4	3	7	0.0	.	.	1	.	.	.
42	Fisher, Paddy	1	3	1	4	0.0	40	171	151	322	20.0	2.0	3	8	1	10	.
38	DeHaan, Joe	1	3	1	4	0.0	1	3	1	4	0.0
28	Bergin, Chris	1	3	1	4	0.0	.	.	1	.	.	.	38	78	75	153	10.0	1.5	.	3	2	.	.
51	Gallagher, Blake	1	1	3	4	0.0	1	1	3	4	0.0
22	Jackson, Bryce	1	2	2	4	0.0	27	21	11	32	0.0	.	.	1	1	.	.
31	Rivers, Jaylen	1	1	2	3	0.0	10	1	3	4	0.0
52	Butler, Jordan	1	.	2	2	0.5	1	.	2	2	0.5
11	Hampton, A.J.	1	1	1	2	0.0	.	1	17	15	5	20	0.0	.	2	1	.	.	.
44	Jones, Khalid	1	1	1	2	0.0	3	1	1	2	0.0
18	Ruiz, Cameron	1	2	.	2	1.0	1.0	24	58	14	72	4.5	1.0	1	10	1	2	1
2J	Joseph, Jaheem	1	1	.	1	0.0	1	1	.	1	0.0
93	Spivak, Joe	1	1	.	1	0.0	28	3	7	10	1.0	0.5
29	Haskins, Tyler	1	.	1	1	0.0	3	.	1	1	0.0
97	McLaughlin, Sean	1	1	.	1	0.0	1	1	.	1	0.0
20	Porter, Cam	1	1	.	1	0.0	.	.	.	1	.	.	1	1	.	1	0.0	.	.	.	1	.	.
94	Gold, Jr., Jason	1	1	.	1	1.0	1	1	.	1	1.0
55	Leota, Eku	1	1	.	1	1.0	11	7	6	13	5.5	2.5	.	1	.	1	.
9	Maldonado, Gunne	1	.	1	1	0.0	1	.	1	1	0.0
49	Adebawore, Adeto	1	1	.	1	1.0	1.0	1	1	.	1	1.0	1.0
47	Hudetz, Troy	1	.	1	1	0.5	14	.	1	1	0.5
1K	Kuhbander, Charl	1	.	1	1	0.0	1	.	1	1	0.0
99	Brown IV, Earnes	1	.	.	.	0.0	1	.	.	.	0.0
5	Pace, JR	1	.	.	.	0.0	.	1	39	79	49	128	4.5	.	8	12	1	.	.
27	Azema, Coco	1	.	.	.	0.0	.	1	5	2	2	4	0.0	.	1	.	.	1	.
Total		1	33	22	55	6	2	3	2	1	.	.											
Opponents		1	50	38	88	5	0	.	3	.	.	.											

#12 Ramsey, Peyton	Comp	Att	Int	Pct	Yards	TD	Long	Sacked	Effic
Maryland	23	30	0	76.7	212	1	23	0-0	147.03
TOTALS	23	30	0	76.7	212	1	23	0-0	147.03

RUSHING	No-Yds/TD	UMD
Anderson, Drake	10-103/1	10-103/1
Bowser, Isaiah	23-70/1	23-70/1
Ramsey, Peyton	7-47/1	7-47/1
Hull, Evan	4-44/1	4-44/1
Porter, Cam	2-25/0	2-25/0
McGowan, Kyric	2-19/0	2-19/0
Lees, Riley	1-7/0	1-7/0
Cisco, Marcus	3-6/0	3-6/0
Brown, Jesse	1-4/0	1-4/0

RECEIVING	No-Yds/TD	UMD
Raine, John	5-53/0	5-53/0
Chiaokhiao-Bowm	4-46/0	4-46/0
Washington, Mal	2-30/0	2-30/0
Lees, Riley	3-28/0	3-28/0
Brown, Jesse	2-22/0	2-22/0
Bowser, Isaiah	4-21/1	4-21/1
McGowan, Kyric	2-9/0	2-9/0
Dennis, Jr., Way	1-3/0	1-3/0

Total Tackles	UA-A	Total	UMD
Joseph, Brandon	5-2	7	5-2
Heard, Rod	4-2	6	4-2
Jackson, Bryce	2-2	4	2-2
Fisher, Paddy	3-1	4	3-1
DeHaan, Joe	3-1	4	3-1
Bergin, Chris	3-1	4	3-1
Gallagher, Blake	1-3	4	1-3
Rivers, Jaylen	1-2	3	1-2
Ruiz, Cameron	2-0	2	2-0
Jones, Khalid	1-1	2	1-1
Butler, Jordan	0-2	2	0-2
Hampton, A.J.	1-1	2	1-1
Adebawore, Adeto	1-0	1	1-0
Porter, Cam	1-0	1	1-0
Haskins, Tyler	0-1	1	0-1
Maldonado, Gunne	0-1	1	0-1
Hudetz, Troy	0-1	1	0-1
Leota, Eku	1-0	1	1-0
Spivak, Joe	1-0	1	1-0
Gold, Jr., Jason	1-0	1	1-0
McLaughlin, Sean	1-0	1	1-0
Joseph, Jaheem	1-0	1	1-0
Kuhbänder, Charl	0-1	1	0-1

TEAM STATISTICS

Date	Opponent	Rushing				Receiving				Passing				Kick Returns				Punt Returns				tot off
		no.	yds	td	lg	no.	yds	td	lg	cmp-att-int	yds	td	lg	no.	yds	td	lg	no.	yds	td	lg	
Oct 24	MARYLAND	53	325	4	37	23	212	1	23	23-30-0	212	1	23	0	0	0	0	1	1	0	1	537
Opponents		53	325	4	37	23	212	1	23	23-30-0	212	1	23	0	0	0	0	1	1	0	1	537
		21	64	0	24	18	143	0	20	18-29-3	143	0	20	8	149	0	30	1	5	0	5	207

Games: 1 • Avg/rush: 6.1 • Avg/catch: 9.2 • Pass effic: 147.03 • PR avg: 1.0 • All purpose avg/game: 538.0 • Total offense avg/gm: 537.0

Date	Opponent	Tackles				Sacks		Fumble		Pass Defense			blkd	PAT Attempts			off		
		ua	a	total	tfl-yds	no-yds		ff	fr-yds	int-yds	qbh	brup	kick	kick	rush	rcv	saf	t/o	pts
Oct 24	MARYLAND	33	22	55	6.0-32	2.0-24		0	1-0	3-0	4	2	0	4-5	0	0	0	16	43
		33	22	55	6.0-32	2.0-24		0	1-0	3-0	4	2	0	4-5	0	0	0	16	43
Opponents		50	38	88	5.0-8	0.0-0		0	0-0	0-0	2	3	0	0-0	0	0	0	0	3

		Punting									Field Goals			Kickoffs				
Date	Opponent	no.	yds	avg	long	blkd	tb	fc	50+	i20	md-att	long	blkd	no.	yds	avg	tb	ob
Oct 24	MARYLAND	3	125	41.7	51	0	1	1	1	0	3-3	43	0	8	446	55.8	0	0
		3	125	41.7	51	0	1	1	1	0	3-3	43	0	8	446	55.8	0	0
Opponents		5	198	39.6	47	0	0	3	0	1	1-1	33	0	2	80	40.0	0	0

OPPONENT STATISTICS

Date	Opponent	Rushing				Receiving				Passing				Kick Returns				Punt Returns				tot off
		no.	yds	td	lg	no.	yds	td	lg	cmp-att-int	yds	td	lg	no.	yds	td	lg	no.	yds	td	lg	
Oct 24	MARYLAND	21	64	0	24	18	143	0	20	18-29-3	143	0	20	8	149	0	30	1	5	0	5	207
		21	64	0	24	18	143	0	20	18-29-3	143	0	20	8	149	0	30	1	5	0	5	207
Northwestern		53	325	4	37	23	212	1	23	23-30-0	212	1	23	0	0	0	0	1	1	0	1	537

Games: 1 • Avg/rush: 3.0 • Avg/catch: 7.9 • Pass effic: 82.80 • KR avg: 18.6 • PR avg: 5.0 • All purpose avg/game: 361.0 • Total offense avg/gm: 207.0

		Tackles				Sacks	Fumble		Pass Defense			blkd	PAT Attempts			off		
Date	Opponent	ua	a	total	tfl-yds	no-yds	ff	fr-yds	int-yds	qbh	brup	kick	kick	rush	rcv	saf	t/o	pts
Oct 24	MARYLAND	50	38	88	5.0-8	0.0-0	0	0-0	0-0	2	3	0	0-0	0	0	0	0	3
		50	38	88	5.0-8	0.0-0	0	0-0	0-0	2	3	0	0-0	0	0	0	0	3
Northwestern		33	22	55	6.0-32	2.0-24	0	1-0	3-0	4	2	0	4-5	0	0	0	16	43

		Punting									Field Goals			Kickoffs				
Date	Opponent	no.	yds	avg	long	blkd	tb	fc	50+	i20	md-att	long	blkd	no.	yds	avg	tb	ob
Oct 24	MARYLAND	5	198	39.6	47	0	0	3	0	1	1-1	33	0	2	80	40.0	0	0
		5	198	39.6	47	0	0	3	0	1	1-1	33	0	2	80	40.0	0	0
Northwestern		3	125	41.7	51	0	1	1	1	0	3-3	43	0	8	446	55.8	0	0

##	PLAYER	GP-GS	UMD
36	Adams,Derek	1/-	XXX
49	Adebawore,Adeto	1/1	START
6	Anderson,Drake	1/-	XXX
27	Azema,Coco	1/-	XXX
28	Bergin,Chris	1/1	START
25	Bowser,Isaiah	1/1	START
99	Brown IV,Earnes	1/1	START
1	Brown,Jesse	1/-	XXX
52	Butler,Jordan	1/-	XXX
81	Chiaokhiao-Bowm	1/1	START
2M	Cisco,Marcus	1/-	XXX
38	DeHaan,Joe	1/-	XXX
86	Dennis, Jr.,Way	1/-	XXX
1F	Finison,Trey	1/-	XXX
42	Fisher,Paddy	1/1	START
51	Gallagher,Blake	1/1	START
43	Gillikin,Tyler	1/-	XXX
94	Gold, Jr.,Jason	1/1	START
37	Gronewold,Cody	1/-	XXX
11	Hampton,A.J.	1/-	XXX
29	Haskins,Tyler	1/-	XXX
24	Heard,Rod	1/1	START
47	Hudetz,Troy	1/-	XXX
26	Hull,Evan	1/-	XXX
22	Jackson,Bryce	1/-	XXX
44	Jones,Khalid	1/-	XXX
16	Joseph,Brandon	1/1	START
2J	Joseph,Jaheem	1/-	XXX
1K	Kuhbander,Charl	1/-	XXX
19	Lees,Riley	1/1	START
55	Leota,Eku	1/-	XXX
9	Maldonado,Gunne	1/-	XXX
8	McGowan,Kyric	1/1	START
97	McLaughlin,Sean	1/-	XXX
5	Pace,JR	1/1	START
20	Porter,Cam	1/-	XXX
0	Raine,John	1/1	START
12	Ramsey,Peyton	1/1	START
31	Rivers,Jaylen	1/-	XXX
18	Ruiz,Cameron	1/1	START
93	Spivak,Joe	1/-	XXX
14	Washington,Mal	1/-	XXX
71	Wrather,Ben	1/-	XXX

