

Game 7 // Northwestern vs. Iowa // Saturday, Oct. 26, 2019

KICKOFF



NORTHWESTERN WILDCATS

Record 1-5, 0-4 Big Ten
 Rankings n/a
Head Coach Pat Fitzgerald
 Record at NU (Yrs.) 97-75 (14th)
 Home Record 52-39 (.520)
 Big Ten Record 56-55 (.505)
 vs. Iowa 8-5 (.615)
 Offensive Coordinator Mick McCall
 Defensive Coordinator Mike Hankwitz

IOWA HAWKEYES

Record 5-2, 2-2 Big Ten
 Rankings 19 (Coaches) / 20 (AP)
Head Coach Kirk Ferentz
 Record at Iowa (Yrs.) 157-103 (21st)
 Away Record 51-54 (.486)
 Big Ten Record 91-72 (.558)
 vs. Northwestern 8-10 (.444)
 Offensive Coordinator Brian Ferentz
 Defensive Coordinator Phil Parker



EVANSTON, ILL.
 11 A.M.
 RYAN FIELD
 ESPN2
 ESPN 1000 AM
 STATBROADCAST.COM

A NORTHWESTERN WIN WOULD...

ON THE AIR

...Be the fourth-straight win by the Wildcats in the series.

...Mark the second time in program history NU has won four straight over the Hawkeyes.

...Earn Pat Fitzgerald his 98th career victory.

...Be the 'Cats' eighth win in their last 10 contests versus West Division foes.

...Snap the longest losing streak since 2013.



ESPN2
 PBP: ROY PHILPOTT
 COLOR: KELLY STOFFER
 SIDELINE: LAUREN SISLER



ESPN 1000 AM
 PBP: DAVE EANET
 COLOR: TED ALBRECHT
 SIDELINE: ADAM HOGG

2019 SCHEDULE & RESULTS

@Stanford	UNLV	MSU*	@Wisconsin*	@Nebraska*	Ohio State*	Iowa*	@Indiana*	Purdue*	UMass	Minnesota*	@Illinois*
Aug. 31	Sept. 14	Sept. 21	Sept. 28	Oct. 5	Oct. 18	Oct. 26	Nov. 2	Nov. 9	Nov. 16	Nov. 23	Nov. 30
FOX	BTN	ABC	ABC	FOX	FS1	ESPN2	TBA	TBA	TBA	TBA	TBA
L, 17-7	W, 30-14	L, 31-10	L, 24-15	L, 13-10	L, 53-2	11 a.m.	TBA	TBA	TBA	TBA	TBA

THE OPENING DRIVE

HOMECOMING AT RYAN FIELD

Northwestern continues its homestand versus ranked foes when it plays host to No. 19/20 Iowa on Saturday at 11 a.m. In the midst of their longest losing streak since 2013, the Wildcats have dropped four-straight games and will be playing their fourth ranked opponent of the year already. This season is just fourth in program history the 'Cats have played at least four ranked foes in their first seven games.

'CATS ROLLING VERSUS HAWKEYES

The Wildcats have won each of the last three meetings over their Big Ten West rival, though be it by just a combined 18 points. The 'Cats clinched their first division title in program history with a 14-10 win inside Kinnick Stadium a year ago. A win on Saturday would mark just the second time in program history NU has won four straight over Iowa with the first streak coming in wins from 1926 to 1932.

GROUND GAME IS KEY

The Wildcats have won the ground-and-pound battle versus the stingy Hawkeyes during the three-game winning streak. The 'Cats have outgained the Hawkeyes over the last three years, 529-232. Running back Isaiah Bowser rushed for 165 yards and a touchdown in the win last season, gaining the most yards by an opposing first-year back in Kinnick Stadium history.

WELCOME HOME

Northwestern will recognize the 2010 Outback Bowl team as a part of Saturday's homecoming festivities. Two-time team captain Brendan Smith (2008, '09) will serve as the honorary captain.

	Rushing Yards/GM	Passing Yards/GM	Total Offense	Scoring Offense	Rushing Defense	Total Defense	Turnover Margin	Penalty Yards/GM
	153.2	124.0	277.2	12.5	165.5	345.7	-1.00	53.17
	149.0	256.6	405.6	25.0	91.1	275.0	+0.14	32.71
	Rushing Yards/GM	Passing Yards/GM	Total Offense	Scoring Offense	Rushing Defense	Total Defense	Turnover Margin	Penalty Yards/GM

LAST MEETING	
14	10
Nov. 10, 2018 • Iowa City, Iowa	

INSIDE THE NUMBERS

2.5

Senior defensive end Joe Gaziano needs just 2.5 sacks to tie the program record of 28 held by Casey Dailey.

3

The Wildcats have won back-to-back-to-back bowl games for the first time in program history.

10

Senior defensive end Joe Gaziano and junior linebacker Paddy Fisher are the nation's active leaders with 10 career forced fumbles each.

18

Northwestern has won the last three meetings with Iowa by just a combined 18 points; All three games were decided by one score.

97

Pat Fitzgerald is just three wins shy of 100 for his career.

FYI

- Northwestern uses the term "first year" to refer to its new student-athletes, abbreviated by "Fy."
- The correct abbreviation for Northwestern is "NU," not "NW" or "NWU" or the like.
- The correct logo for Northwestern is the "Block N." Please contact Kyle Kelley at kyle.kelley@northwestern.edu if you are in need.



TWITTER & INSTAGRAM: @NUFBFAMILY /// FACEBOOK: /NUFOOTBALL

GAME NOTES

GAZIANO HAS SACK RECORD IN SIGHT

Senior defensive end Joe Gaziano is on the verge of becoming the program's all-time leader in sacks after yet another sack in last week's contest versus Ohio State. Gaziano has 25.5 career sacks and is just 2.5 shy of Casey Dailey's program record of 28 set from 1994-97. The senior ranks 33rd in the nation this season with 0.75 sacks per game this season. He leads all active Big Ten players in career sacks and is second nationally behind only Boise State's Curtis Weaver.

ON LOCK DOWN

Sophomore Greg Newsome II is proving to be one of the elite cornerbacks in the Big Ten after another strong performance versus Ohio State. Newsome had a career-high seven tackles and recorded a pair of pass breakups. Newsome is second in the Big Ten and 10th nationally with 1.5 passes defended per game. He is just the second NU player since at least 2000 with 10 passes defended through six games, matching Nick VanHoose's mark from the 2014 campaign.

NATION'S ACTIVE LEADERS IN SACKS	
PLAYER	Total / Per Game
Curtis Weaver, Boise State (Jr.)	30.0 / 0.88
JOE GAZIANO, NORTHWESTERN (Sr.)	25.5 / 0.55
Bradlee Anae, Utah (Sr.)	24.0 / 0.60
Chase Young, Ohio State (Jr.)	23.5 / 0.76
Carter Coughlin, Minnesota (Sr.)	20.5 / 0.48
Kenny Willekes, Michigan State (Sr.)	19.5 / 0.57

WELCOME BACK, BOWSER.

Sophomore running back Isaiah Bowser returned to the Wildcats' lineup after being limited in the previous three contests due to injury. Bowser rushed for a season-high 65 yards on 16 carries to lead the 'Cats versus the Buckeyes. He has now rushed for at least 65 yards in eight career games and is just 31 yards shy of surpassing 1,000 in his career.

BLAKE IT LOOK EASY

Junior linebacker Blake Gallagher recorded his first double-digit tackling performance of the year with a season-high 11 stops versus No. 4 Ohio State. Gallagher reached double digits a team-best six times last season en route to leading the Big Ten with 127 tackles. He is averaging 7.3 tackles per game this season.

LIKE FATHER, LIKE SON

Redshirt first year running back Drake Anderson has rushed for at least 61 yards in four of six games this season and leads the Wildcats with 405 rushing yards. Anderson is just 133 rushing yards shy of passing his father Damien Anderson's (1998-2001) first year mark of 537 rushing yards, which is the fifth-best rookie mark in program history.

2019 SCHEDULE/RESULTS

Aug. 31		at Stanford Cardinal	Palo Alto, Calif. Stanford Stadium	FOX	L, 17-7	2-4-2	The Wildcats and Cardinal have split the last two meetings
Sept. 14		UNLV Rebels	Evanston, Ill. Ryan Field	BTN	W, 30-14	3-0-0	NU snapped a four-game losing streak vs. non-conf opp.
Sept. 21		MICHIGAN STATE* Spartans	Evanston, Ill. Ryan Field	ABC	L, 31-20	20-38-0	Loss snapped a three-game winning streak vs. MSU
Sept. 28		at Wisconsin* Badgers	Madison, Wis. Camp Randall Stadium	ABC	L, 24-15	36-60-5	Four of the last six meetings have been decided by one score
Oct. 5		at Nebraska* Cornhuskers	Lincoln, Neb. Memorial Stadium	FOX	L, 13-10	5-7-0	Seven of last nine meetings have been decided by one score
Oct. 18		OHIO STATE* Buckeyes	Evanston, Ill. Ryan Field	FS1	L, 52-3	14-63-1	Rematch of the 2018 Big Ten Championship game
Oct. 26		IOWA* Hawkeyes	Evanston, Ill. Ryan Field	TBA	11 a.m. CT	27-50-3	The 'Cats have defeated Iowa each of the last three years
Nov. 2		at Indiana* Hoosiers	Bloomington, Ind. Indiana University Memorial Stadium	TBA	TBA	47-34-1	NU has won three-straight over Indiana dating back to 2009
Nov. 9		PURDUE* Boilermakers	Evanston, Ill. Ryan Field	TBA	TBA	32-50-1	The Wildcats have a five-game winning streak versus Purdue
Nov. 16		UMASS Minutemen	Evanston, Ill. Ryan Field	TBA	TBA	0-0-0	First meeting in program history
Nov. 23		MINNESOTA* Gophers	Evanston, Ill. Ryan Field	TBA	TBA	36-53-5	NU has won each of the last three meetings versus Minnesota
Nov. 30		at ILLINOIS* Fighting Illini	Champaign, Ill. The University of Illinois - Memorial Stadium	TBA	TBA	52-55-5	The 'Cats have won a program-record four-straight vs. Illinois

GAME NOTES

THE MAN IN THE MIDDLE

Junior linebacker Paddy Fisher recorded his first double-digit tackling performance of the season with 10 stops at Nebraska. A native of Katy, Texas, Fisher is tied with teammate Joe Gaziano for the lead among active players nationally with 10 career forced fumbles and is second among juniors nationally with 275 career tackles.

CHARLIE AND THE FIELD GOAL FACTORY

Junior kicker Charlie Kuhbander made a 34-yard field goal in the Wildcats' contest versus Ohio State and is now 6-for-8 in his junior campaign. The field goal was the 25th of Kuhbander's career, tying him with Tim Long (25; 1998-2000) for the ninth most in program history. He has scored 152 career points kicking, which ranks ninth in program history as well. The junior ranks fourth in the Big Ten in both field goal percentage (77.8) and field goals per game (1.17).

HANKWITZ AT THE TOP OF THE LIST

Veteran defensive coordinator Mike Hankwitz coached his 565th game as a college assistant versus Ohio State. Hankwitz has coached more games than any active head or assistant coach in college football and is one of just two active coaches to reach the 500-game mark (Robbie Caldwell, Clemson). Hankwitz is in his 50th season as a college coach and has compiled a career record of 361-197-7. He has helped coach teams to 10 double-digit win seasons.

NATION'S ACTIVE LEADERS IN CAREER FORCED FUMBLES

PLAYER	Total / Per Game
PADDY FISHER, NORTHWESTERN (Jr.)	10 / 0.29
JOE GAZIANO, NORTHWESTERN (Sr.)	10 / 0.22
Jake Hansen, Illinois (Jr.)	8 / 0.26
Stanley Green, Illinois (Sr.)	8 / 0.24
Reggi Walker, Kansas State (Sr.)	8 / 0.19

KUHBANDER RANKS IN PROGRAM HISTORY

Career Field Goal Percentage	3rd - 73.5%
Career Field Goals Made	10th - 25
Career Points Kicking	9th - 152
Career Extra Points Made	5th - 77
Career Extra Point Percentage	2nd - 98.9%
Single-Season FG by a First Year	1st - 13 (2017)
Single-Season FG Percentage	6th - 81.3% (2017)
Single-Season XP Made	6th - 43 (2017)

WILDCATS COACHING STAFF

ON THE FIELD

Head Coach Pat Fitzgerald
 Defensive Coordinator..... Mike Hankwitz
 Special Teams Coordinator Jeff Genyk
 Offensive Line Kurt Anderson
 Defensive Line..... Marty Long
 Running Backs Lou Ayeni
 Wide Receivers..... Dennis Springer
 Graduate Assistant Sean Pearson
 Graduate Assistant Traveon Henry
 Undergraduate Assistant Jeremy Larkin

IN THE PRESS BOX

Offensive Coordinator/Quarterbacks..... Mick McCall
 Assistant Head Coach/DBs..... Matt MacPherson
 Linebackers Tim McGarigle
 Superbacks Bob Heffner
 Graduate Assistant Terrell Dallas
 Graduate Assistant Ben Hammer

DEPTH CHART: GAME 7 VS. IOWA

FIRST TEAM OFFENSE

SECOND TEAM OFFENSE

LT 70 Rashawn Slater 6-3, 305, Jr.	LT 74 Payne He'Bert 6-4, 300, R-Fy.
LG 66 Nik Urban 6-3, 305, Jr.	LG 57 Cam Kolwich 6-5, 300, Jr.
C 65 Jared Thomas 6-4, 310, Sr.	C 52 Sam Gerak 6-3, 291, So.
RG 52 Sam Gerak 6-3, 291, So.	RG 56 Sam Stovall 6-4, 300, R-Fy.
RT 73 Gunnar Vogel 6-6, 300, Jr.	RT 76 Ethan Wiederkehr 6-5, 290, So.
WR 8 Kyric McGowan 5-10, 210, Jr.	WR 4 Berkeley Holman 5-11, 193, So.
WR 19 Riley Lees 6-0, 201, Jr.	WR 12 JJ Jefferson 5-10, 170, So.
WR 81 Ramaud Bowman 6-2, 203, Jr.	WR 14 Malik Washington 5-11, 190, Fy.
QB 11 Aidan Smith 6-2, 215, Jr.	QB 7 Andrew Marty 6-3, 227, So.
-OR- 15 Hunter Johnson 6-2, 216, So.	
RB 25 Isaiah Bowser 6-1, 215, So.	RB 6 Drake Anderson 5-11, 190, R-Fy.
SB 89 Charlie Mangieri 6-4, 252, So.	SB 83 Trent Goens 6-3, 250, Sr.

FIRST TEAM DEFENSE

SECOND TEAM DEFENSE

DE 97 Joe Gaziano 6-4, 275, Sr.	DE 99 Earnest Brown IV 6-5, 270, Jr.
DT 95 Alex Miller 6-3, 300, Sr.	DT 90 Jake Saunders 6-2, 295, Jr.
DT 96 Trevor Kent 6-6, 280, So.	DT 93 Joe Spivak 6-0, 290, Jr.
DE 91 Samdup Miller 6-3, 270, Jr.	DE 53 Eku Leota 6-4, 255, R-Fy.
Will 51 Blake Gallagher 6-1, 235, Jr.	Will 40 Peter McIntyre 6-2, 230, So.
Mike 42 Paddy Fisher 6-4, 246, Jr.	Mike 35 Erik Mueller 6-2, 230, Jr.
Sam 28 Chris Bergin 5-11, 215, Jr.	Sam 31 Jaylen Rivers 6-2, 225, R-Fy.
CB 2 Greg Newsome II 6-1, 193, So.	CB 9 Roderick Campbell 6-0, 190, Jr.
CB 18 Cam Ruiz 5-11, 180, So.	CB 11 A.J. Hampton 5-11, 180, R-Fy.
S 13 JR Pace 6-1, 205, Jr.	S 22 Bryce Jackson 6-1, 185, So.
S 7 Travis Whillock 6-1, 200, Jr.	S 26 Brian Bullock 5-11, 195, So.

SPECIALISTS

Kicker

14 Charlie Kuhbander 6-0, 185, Jr.
 38 Drew Luckenbaugh 6-1, 188, Jr.

Punter

17 Daniel Kubiuk 6-1, 201, Gr.
 34 Andrew David 5-8, 185, Gr.

Long Snapper

43 Tyler Gillikin 6-2, 217, Jr.
 48 Peter Snodgrass 6-0, 215, So.

Kick Returner

19 Riley Lees 6-0, 201, Jr.
 4 Berkeley Holman 5-11, 193, So.

Punt Returner

19 Riley Lees 6-0, 201, Jr.
 4 Berkeley Holman 5-11, 193, So.

Holder

17 Daniel Kubiuk 6-1, 201, Gr.

GAME NOTES

TO THE LEFT, TO THE LEFT

Junior tackle Rashawn Slater — a starter at right tackle in 26 games during his first two seasons — made his first career start at left tackle at Stanford. Slater was a Third-Team All-Big selection by the coaches last season and graded as the fourth best offensive tackle in the Big Ten by Pro Football Focus. He started 12 games as a first year in 2016 and graded as the No. 1 freshman offensive lineman in the country by PFF.

OFFENSIVE ANCHOR

Senior center Jared Thomas was named a team captain and returns after starting all 14 games at center last season. Thomas has appeared in 40 games over the last three years and was named to the Rimington Award watch list this preseason. The Rimington Award is given annually to the nation's top center. Thomas was also named a semifinalist last week for the William R. Campbell Trophy®.



AROUND THE LEAGUE

There are 16 #ProCats on 13 NFL teams, including the Green Bay Packers, New Orleans Saints, New York Giants, Buffalo Bills, Jacksonville Jaguars, Miami Dolphins, Los Angeles Chargers, Denver Broncos, Chicago Bears, Minnesota Vikings, Dallas Cowboys, New York Jets and Indianapolis Colts.

LOWRY AND LANCASTER LEAD THE WAY

Defensive linemen Dean Lowry (23 tackles) and Tyler Lancaster (13 tackles) have combined to make 36 stops through seven games for the 5-2 Green Bay Packers. The Packers extended their winning streak to three games with a dominant 42-24 victory over Oakland in week seven.

FOUR 'CATS SELECTED IN NFL DRAFT

Northwestern had four former players selected in the NFL Draft last week, including punter Hunter Niswander (DC Defenders), wide receiver Flynn Nagel (Dallas Renegades), defensive back Kyle Queiro (Seattle Dragons) and defensive lineman Jordan Thompson (Seattle Dragons).

WILDCATS IN THE NFL ROUNDUP

Player	Pos.	Team	Week 7 Notes // Week 8 Schedule
Ibraheim Campbell	S	Green Bay Packers	Injured Reserve // SNF at Kansas City Chiefs, NBC, 7:20 p.m. CT
Austin Carr	WR	New Orleans Saints	Played 42 snaps in win over Bears // vs. Arizona Cardinals, CBS, 12 p.m. CT
Garrett Dickerson	TE	New York Giants	DNP // at Detroit Lions, FOX, 12 p.m. CT
Nate Hall	LB	Buffalo Bills	Practice squad // vs. Philadelphia Eagles, FOX, 12 p.m. CT
Blake Hance	OL	Jacksonville Jaguars	Practice squad // vs. New York Jets, CBS, 12 p.m. CT
Montre Hartage	DB	Miami Dolphins	Practice squad // MNF at Pittsburgh Steelers, ESPN, 7:15 p.m. CT
Justin Jackson	RB	Los Angeles Chargers	DNP (Injury) // at Chicago Bears, FOX, 12 p.m. CT
Joe Jones	LB	Denver Broncos	2 special teams tackles versus Chiefs // at Indianapolis Colts, CBS, 12 p.m. CT
Tyler Lancaster	DL	Green Bay Packers	3 tackles in win over Raiders // SNF at Kansas City Chiefs, NBC, 7:20 p.m. CT
Dean Lowry	DE	Green Bay Packers	2 tackles in win over Raiders // SNF at Kansas City Chiefs, NBC, 7:20 p.m. CT
Sherrick McManis	DB	Chicago Bears	1 tackle versus Saints // vs. Los Angeles Chargers, FOX, 12 p.m. CT
Ifeadi Odenigbo	DL	Minnesota Vikings	20 snaps in a win over Lions // TNF vs. Washington Redskins, FOX, 7:20 p.m. CT
Trevor Siemian	QB	New York Jets	Suffered season ending injury versus Browns
Clayton Thorson	QB	Dallas Cowboys	Practice squad // Bye Week
Danny Vitale	FB	Green Bay Packers	2 rec., 43 yards in win over Raiders // SNF at Kansas City Chiefs, NBC, 7:20 p.m. CT
Anthony Walker, Jr.	LB	Indianapolis Colts	1 tackle in win over Texans // vs. Denver Broncos, CBS, 12 p.m. CT

NORTHWESTERN

	Rank	B1G	Value
Total Offense	127	13	277.2
Rushing Offense	84	8	153.2
Passing Offense	126	14	124.0
Team Passing Efficiency	130	14	73.82
Scoring Offense	128	13	12.5
Total Defense	36	9	345.7
Rushing Defense	75	11	165.5
Passing Yards Allowed	16	6	180.2
Team Passing Efficiency Defense	71	10	134.04
Scoring Defense	54	9	25.2
Turnover Margin	122	13	-1.00
3rd Down Conversion Pct.	118	13	.324
4th Down Conversion Pct.	118	11	.308
3rd Down Conversion Pct. Defense	70	10	.383
4th Down Conversion Pct. Defense	64	4	.500
Red Zone Offense	119	12	.706
Red Zone Defense	38	4	.789
Net Punting	96	13	36.76
Punt Returns	57	6	8.36
Kickoff Returns	11	1	26.33
First Downs Offense	123	13	111
First Downs Defense	14	4	105
Fewest Penalties Per Game	60	7	6.17
Fewest Penalty Yards Per Game	51	8	53.17
Time of Possession	69	6	29:55

IOWA

	Rank	B1G	Value
Total Offense	70	7	405.6
Rushing Offense	88	9	149.0
Passing Offense	48	4	256.6
Team Passing Efficiency	77	8	131.53
Scoring Offense	90	11	25.0
Total Defense	10	3	275.0
Rushing Defense	8	3	91.1
Passing Yards Allowed	22	7	183.9
Team Passing Efficiency Defense	24	5	113.99
Scoring Defense	5	4	11.6
Turnover Margin	54	8	+0.14
3rd Down Conversion Pct.	35	5	.436
4th Down Conversion Pct.	18	4	.714
3rd Down Conversion Pct. Defense	25	6	.326
4th Down Conversion Pct. Defense	104	14	.667
Red Zone Offense	1	1	1.000
Red Zone Defense	80	10	.846
Net Punting	51	7	39.14
Punt Returns	41	2	9.64
Kickoff Returns	59	5	21.63
First Downs Offense	46	5	155
First Downs Defense	6	2	98
Fewest Penalties Per Game	8	3	4.57
Fewest Penalty Yards Per Game	3	1	32.71
Time of Possession	4	2	34:27

NORTHWESTERN FOOTBALL

QUICK FACTS

Location	Evanston, Ill.
Enrollment	8,367
Founded	1851
Conference	Big Ten (West)
Color	Purple
Nickname	Wildcats
President	Morton Schapiro
Athletic Director	James J. Phillips, Ph.D.

FOOTBALL HISTORY

First Season	1882
All-Time Record	544-669-44 (134 seasons)
Big Ten Championships	8
First Team All-Americans	13
First Team All-Conference	138
Bowl Appearances	13
Bowl Victories	4

COACHING STAFF

Head Coach	Pat Fitzgerald
Alma Mater	Northwestern, 1997
Collegiate Career Record (Years)	97-75 (14th)
Northwestern Record (Years)	Same
Offensive Coordinator	Mick McCall
Alma Mater	Southern Colorado
Defensive Coordinator	Mike Hankwitz
Alma Mater	Michigan

TEAM INFORMATION

2018 Overall Record	9-5
2018 Big Ten Record/Finish	8-1/West Champions
2018 Bowl	Holiday Bowl
Bowl Result	Northwestern 31, Utah 20

ATHLETIC COMMUNICATIONS

Associate Athletic Director	Paul Kennedy
Email	pkennedy@northwestern.edu
Phone	847-467-2028
Associate Director	Kyle Kelley
Email	kyle.kelley@northwestern.edu
Phone	847-491-8800
Twitter	@NUFBfamily
Instagram	@nufbfamily
Facebook	Facebook.com/nufbfamily
Live Stats	NUSports.com
Real-Time Game Notes	bit.ly/NUFBLiveNotes19

BIG TEN STANDINGS

WEST DIVISION

SCHOOL	BIG TEN	OVERALL	STREAK
Minnesota	4-0	7-0	W7
Wisconsin	3-1	6-1	L1
Iowa	2-2	5-2	W1
Nebraska	2-2	4-3	L1
Purdue	1-3	2-5	L1
Illinois	1-3	3-4	W1
Northwestern	0-4	1-5	L4

EAST DIVISION

SCHOOL	BIG TEN	OVERALL	STREAK
Ohio State	4-0	7-0	W7
Penn State	4-0	7-0	W7
Michigan	3-2	5-2	L1
Michigan State	2-2	4-3	L2
Indiana	2-2	5-2	W2
Maryland	1-3	3-4	L2
Rutgers	0-5	1-6	L6

WEEKLY SCHEDULE (WEEK 9 vs. IOWA)

SUNDAY	MONDAY	TUESDAY	WEDNESDAY	THURSDAY	FRIDAY	SATURDAY
Practice No Availability	Practice Weekly Press Conference (~ 12:00 p.m. CT: Fitzgerald, Bergin, McGowan, A. Miller)	Practice Media Availability for assistant coaches and players by request (~ 10:15 a.m.)	Practice No Availability	Practice No Availability	No Availability	Game 7 vs. Iowa 11 a.m. • ESPN2 Ryan Field

NORTHWESTERN PRACTICE

Practices at Chap and Ethel Hutcheson Field and inside Ryan Fieldhouse are closed to all media members. Media members are asked to stay outside of the gates of Martin Stadium until the conclusion of practice. Media availability will be held inside the Walter Athletics Center.

WEEKLY PRESS CONFERENCE

Coach Fitzgerald will hold a media briefing at 12:05 p.m. CT on Monday, Oct. 14 in the Football Auditorium of the Walter Athletics Center. Fitzgerald will make comments and answer questions until approximately 12:30 p.m. Selected players will be on hand to meet with the press at approximately 12:35 p.m., class schedules permitting. The entire news conference is available on NUsports.com.

COACH/PLAYER AVAILABILITY

Coach Fitzgerald and student-athletes who did not participate in the Monday press conference are available after morning practice on Tuesday of the Iowa week. No player interviews will be granted on Sunday, Tuesday, Thursday, Friday or Saturday. Depending on his schedule, Coach Fitzgerald may also be available during the late-afternoon hours on Monday and Tuesday. Please call in advance to set up an interview.

WILDCATS ONLINE

The official web site of Northwestern Athletics is NUsports.com. Updated daily, the site includes releases and game notes as well as other football-related items: up-to-date roster, schedule, game times, etc. You may also follow Northwestern football on Twitter at these accounts: @NU_Sports, @NUFBFamily or @coachfitz51.

GAME CREDENTIALS

For any media wishing to obtain a credential for any home game, please apply at www.sportssystems.com/northwestern.

POSTGAME PROCEDURE

Following a cooling off period, head coach Pat Fitzgerald and select players will meet with the media in Anderson Hall, which is located adjacent to Ryan Field on the northeast side. Requests for student-athletes should be made to a Northwestern Athletic Communications contact at least five minutes prior to the end of the contest.

NORTHWESTERN ATHLETIC COMMUNICATIONS

Contact: Paul Kennedy, Associate Athletic Director for Athletic Communications
Phone: Office - (847) 467-2028
Email: pkennedy@northwestern.edu

Contact: Kyle Kelley, Associate Director for Athletic Communications
Phone: Office - (847) 491-8800
Email: kyle.kelley@northwestern.edu

Northwestern Athletic Communications

Mailing Address

1501 Central St.
Evanston, IL 60208



PLAYER SPOTLIGHT: OFFENSE

WR 19




RILEY LEES • 6-0 • 201 • JUNIOR

- Leads the Wildcats with 22 receptions
- Scored a career-high two touchdowns in 2018 Holiday Bowl

Stats	REC	YDS	TD	LG	YPC	PR	YDS	TD	LG
	22	158	0	19	7.2	11	78	0	20

Career Highs	
Receptions	7 at Nebraska (Oct. 5, 2019)
Receiving Yards	59 at Wisconsin (Sept. 28, 2019)
Long Reception	29 at Rutgers (Oct. 20, 2018)
Touchdowns	1 (5x), last vs. Utah (Dec. 31, 2018)
Rushing Attempts	2 vs. Utah (Dec. 31, 2018)
Rushing Yards	18 vs. Ohio State (Dec. 1, 2018)
Long Rush	18 vs. Ohio State (Dec. 1, 2018)
Rushing Touchdown	1 vs. Utah (Dec. 31, 2018)

WR 8




KYRIC MCGOWAN • 5-8 • 200 • JUNIOR

- Led the Wildcats with 17.7 yards per catch in 2018
- Averaged 24.1 yards per kick return last season

Stats	REC	YDS	TD	LG	YPC	KR	YDS	TD	LG
	8	75	0	16	9.4	2	40	0	22

Career Highs	
Receptions	4 (2x), last vs. Utah (Dec. 31, 2018)
Receiving Yards	77 at Michigan State (Oct. 6, 2018)
Long Reception	77 at Michigan State (Oct. 6, 2018)
Touchdowns	1 (2x) last vs. Wisconsin (Oct. 28, 2018)
Rushing Attempts	2 vs. Utah (Dec. 31, 2018)
Rushing Yards	21 vs. Wisconsin (Oct. 27, 2018)
Long Rush	21 vs. Wisconsin (Oct. 27, 2018)

WR 88



RAMAUD CHIAOKHIAO-BOWMAN • 6-2 • 203 • JUNIOR

- Started in place of Bennett Skowronek at Wisconsin
- Had two catches in back-to-back games vs. Wisconsin & Nebraska

Stats	REC	YDS	TD	LONG	YPC
	7	69	0	23	9.9

Career Highs	
Receptions	4 vs. Michigan (Sept. 29, 2018)
Receiving Yards	64 vs. Utah (Dec. 31, 2018)
Long Reception	52 vs. Utah (Dec. 31, 2018)
Touchdowns	1 at Wisconsin (Sept. 30, 2017)
Tackles	4 vs. UNLV (Sept. 14, 2019)
Solo Tackles	2 vs. UNLV (Sept. 14, 2019)

QB 15




HUNTER JOHNSON • 6-2 • 216 • SOPHOMORE

- Rated as the top quarterback in the nation by ESPN in class of 2017
- Scored first career rushing touchdown versus UNLV

Stats	COMP	ATT	INT	PCT.	YDS	TD	LG	ATT	YDS	TD	LG
	43	89	4	48.3	367	1	50	40	89	1	25

Career Highs (including time at Clemson)	
Pass Attempts	26 vs. Michigan State (Sept. 21, 2019)
Completions	15 vs. Michigan State (Sept. 21, 2019)
Passing Yards	165 vs. UNLV (Sept. 14, 2019)
Passing Touchdowns	1 (3x), last vs. UNLV (Sept. 14, 2019)
Long Pass	78 vs. The Citadel (Nov. 18, 2017)
Rushing Attempts	11 (3x), last at Wisconsin (Sept. 28, 2019)
Rushing Yards	55 vs. UNLV (Sept. 14, 2019)
Long Rush	15 vs. UNLV (Sept. 14, 2019)
Rushing Touchdowns	1 vs. UNLV (Sept. 14, 2019)

QB 11



AIDAN SMITH • 6-2 • 215 • JUNIOR

- Made first career start at Nebraska
- Scored his first career rushing touchdown versus Cornhuskers

Stats	COMP	ATT	INT	PCT.	YDS	TD	LG	ATT	YDS	TD	LG
	37	83	5	44.6	315	1	23	40	105	1	11

Career Highs	
Pass Attempts	32 at Nebraska (Oct. 5, 2019)
Pass Completions	19 at Nebraska (Oct. 5, 2019)
Passing Yards	136 at Nebraska (Oct. 5, 2019)
Touchdown	1 at Wisconsin (Sept. 28, 2019)
Long Pass	23 at Nebraska (Oct. 5, 2019)
Rushing Attempts	16 at Nebraska (Oct. 5, 2019)
Rushing Yards	64 at Nebraska (Oct. 5, 2019)
Long Rush	11 at Nebraska (Oct. 5, 2019)
Rushing Touchdown	1 at Nebraska (Oct. 5, 2019)

RB 6




DRAKE ANDERSON • 5-11 • 190 • R-FIRST YEAR

- Leads the Wildcats with 405 rushing yards
- Ranks sixth in the Big Ten in rushing yards per game

Stats	ATT	YDS	TD	LG	YPC	YPG	REC	YDS	TD	LG
	87	405	3	31	4.7	67.5	3	3	0	2

Career Highs	
Rushing Attempts	26 vs. UNLV (Sept. 14, 2019)
Rushing Yards	141 vs. UNLV (Sept. 14, 2019)
Long Rush	31 at Wisconsin (Sept. 28, 2019)
Rushing Touchdown	1 (3x), last at Wisconsin (Sept. 28, 2019)
Receptions	1 (3x), last at Nebraska (Oct. 5, 2019)
Receiving Yards	2 (2x), last at Nebraska (Oct. 5, 2019)
Long Reception	2 (2x), last at Nebraska (Oct. 5, 2019)

OL 70



RASHAWN SLATER • 6-3 • 305 • JUNIOR

- Missed game vs. Nebraska; Snapped streak of 30-straight starts
- Made first career start at left tackle at Stanford
- Rated as top freshman OL by Pro Football Focus last season
- Named to the Freshman All-Big Ten Team by the Big Ten Network

OL 66



NIK URBAN • 6-3 • 305 • JUNIOR

- Played in seven games in 2018
- Started three; Two at right guard and one at left guard
- Had 152 career wins as a wrestler in high school

OL 65



JARED THOMAS • 6-4 • 310 • SENIOR

- Has started 20 consecutive contests
- 2019 Team Captain
- Named to the Rimington Award Watch List
- Named semifinalist for William R. Campbell Trophy®


OL 52



SAM GERA • 6-3 • 291 • SOPHOMORE

- Made first career start at Stanford
- Appeared in a pair of games last season
- Rated as the No. 1 center in the state of Ohio coming out of HS

OL 73



GUNNAR VOGEL • 6-6 • 300 • JUNIOR

- Started at left tackle in place of Slater versus Nebraska
- Played in five games last season
- Made his first career start versus Michigan

SPECIALISTS

14



#14 • CHARLIE KUHBANDER

- FG Attempted: 3 (3x), last vs. UNLV (9/14/18)
- FG Made: 3 (3x), last vs. UNLV (9/14/18)
- Long Field Goal: 45 vs. Michigan (9/29/18)
- XP Attempted: 6 (2x), last at Illinois (11/25/17)
- Extra Points Made: 6 (2x), last at Illinois (11/25/17)
- Points Scored: 13 at Maryland (10/14/17)

Stats	XPM	XPA	FGM	FGA	LONG	BLKD	PTS
	6	6	7	9	44	0	27

17



#17 • DANIEL KUBIUK

- Punts: 10 at Wisconsin (9/28/19)
- Long Punt: 54 at Nebraska (10/5/19)
- Punts Fair Caught: 1 vs. Bowling Green (9/16/17)
- Punts Inside 20: 3 (2x), last at Nebraska (10/5/19)
- Punts of 50+ Yards: 2 at Nebraska (10/5/19)

Stats	No.	YDS	AVG	LG	TB	FC	I20	50+
	40	1511	37.8	53	0	9	11	3

19



#19 • RILEY LEES

- Punt Returns: 4 (2x) last vs. Michigan (9/29/18)
- Punt Return Yards: 346 vs. Michigan (9/29/18)
- Long Punt Return: 39 vs. Purdue (11/11/17)
- Kick Returns: 3 (2x), last at Maryland (10/14/17)
- Kick Return Yards: 70 at Maryland (10/14/17)
- Long Kick Return: 50 at Nebraska (10/5/19)

Stats	KR	YDS	TD	LG	AVG/R	AVG/G.
	4	118	0	50	29.5	19.7

PLAYER SPOTLIGHT: DEFENSE

DE 97



JOE GAZIANO • 6-4 • 275 • SENIOR

- Ranks second in program history with 25.5 sacks
- Recorded a career-high 3 tackles for loss at Nebraska

Stats	UT	AT	TT	SACK	YDS	TFL	YDS	FF-FR	QBH	PBU	INT
	18	11	29	4.5	23	7.5	26	3-2	0	0	0

Career Highs

Tackles9 vs. UNLV (Sept. 14, 2019)
Solo Tackles5 vs. Kentucky (Dec. 29, 2017)
Assisted Tackles4 vs. UNLV (Sept. 14, 2018)
Tackles for Loss3 at Nebraska (Oct. 5, 2019)
Sacks2 (3x), last vs. Duke (Sept. 8, 2018)
Quarterback Hurries4 vs. Nevada (Sept. 2, 2017)
Fumble Recoveries1 (6x), last vs. UNLV (Sept. 14, 2019)
Forced Fumbles1 (10x), last vs. Ohio State (Oct. 18, 2019)

DT 96



TREVOR KENT • 6-6 • 280 • SOPHOMORE


- Made first career start at Stanford
- Had a career-high three tackles at Nebraska

Stats	UT	AT	TT	SACK	YDS	TFL	YDS	FF-FR	QBH	PBU	INT
	3	4	7	0	0	1.0	2	0-0	2	0	0

Career Highs

Tackles3 at Nebraska (Oct. 5, 2019)
Solo Tackles1 (3x), last at Wisconsin (Sept. 28, 2019)
Assisted Tackles3 at Nebraska (Oct. 5, 2019)
Sacks0.5 at Purdue (Aug. 30, 2018)
Tackles for Loss1 at Wisconsin (Sept. 28, 2019)
Quarterback Hurries1 at Wisconsin (Sept. 28, 2019)
Pass Breakupsn/a
Forced Fumblesn/a

DT 95



ALEX MILLER • 6-3 • 300 • SENIOR

- Has already matched his career high with 22 tackles
- Older brother of junior defensive end Samdup Miller

Stats	UT	AT	TT	SACK	YDS	TFL	YDS	FF-FR	QBH	PBU	INT
	11	11	22	2.5	4	4.5	8	0-0	3	1	0

Career Highs

Tackles5 at Nebraska (Oct. 5, 2019)
Solo Tackles4 at Nebraska (Oct. 5, 2019)
Assisted Tackles3 (3x), last at Wisconsin (Sept. 28, 2019)
Sacks1 (4x), last vs. Michigan State (Sept. 21, 2019)
Tackles for Loss2 at Stanford (Aug. 31, 2019)
Pass Breakups1 (7x), last at Wisconsin (Sept. 28, 2019)
Quarterback Hurries1 (8x), last vs. Ohio State (Oct. 18, 2019)

DE 91



SAMDUP MILLER • 6-3 • 270 • JUNIOR


- Has started all 33 games of his career
- Had a career-high 53 tackles as a sophomore

Stats	UT	AT	TT	SACK	YDS	TFL	YDS	FF-FR	QBH	PBU	INT
	15	8	23	0.5	2	2.5	8	0-0	1	0	0

Career Highs

Tackles14 vs. Nebraska (Oct. 13, 2018)
Solo Tackles6 vs. Nebraska (Oct. 13, 2018)
Assisted Tackles8 vs. Nebraska (Oct. 13, 2018)
Sacks1 (6x), last vs. Ohio State (Dec. 1, 2018)
Tackles for Loss2 vs. Ohio State (Dec. 1, 2018)
Quarterback Hurries2 vs. Michigan State (Oct. 28, 2018)
Pass Breakups1 (2x) last at Rutgers (Oct. 20, 2018)
Fumble Recoveries1 vs. Illinois (Nov. 25, 2017)

LB 51



BLAKE GALLAGHER • 6-1 • 235 • JUNIOR

- Led the Big Ten with 127 tackles last season
- Recorded first double-digit tackle game of season with 11 vs. OSU

Stats	UT	AT	TT	SACK	YDS	TFL	YDS	FF-FR	QBH	PBU	INT
	18	27	45	0	0	1.0	2	0-0	2	0	0

Career Highs

Tackles13 (2x), last vs. Illinois (Nov. 24, 2018)
Solo Tackles9 vs. Duke (Sept. 8, 2018)
Assisted Tackles9 vs. Ohio State (Oct. 18, 2019)
Tackles for Loss2 (2x), last vs. Illinois (Nov. 24, 2018)
Fumble Recoveries1 vs. Notre Dame (Nov. 3, 2018)
Quarterback Hurries1 (2x), last vs. Utah (Dec. 31, 2018)
Interception1 vs. Utah (Dec. 31, 2018)

LB 42



PADDY FISHER • 6-4 • 246 • JUNIOR


- 2019 Team Captain; Second time in his career
- Nation's active leader with 10 career forced fumbles

Stats	UT	AT	TT	SACK	YDS	TFL	YDS	FF-FR	QBH	PBU	INT
	26	20	46	0	0	3.5	13	2-0	0	3	1

Career Highs

Tackles19 vs. Michigan State (Oct. 28, 2017)
Solo Tackles14 vs. Michigan State (Oct. 28, 2017)
Assisted Tackles9 at Duke (Sept. 9, 2017)
Tackles for Loss1.5 (2x), last at Illinois (Nov. 25, 2017)
Sacks1 at Minnesota (Nov. 17, 2018)
Fumble Recoveries1 at Duke (Sept. 9, 2017)
Forced Fumbles2 vs. Michigan State (Oct. 28, 2017)
Quarterback Hurries2 vs. Michigan State (Oct. 28, 2017)
Interceptions1 (3x) last vs. UNLV (Sept. 14, 2019)

LB 28



CHRIS BERGIN • 5-11 • 215 • JUNIOR

- Had double-digit tackles in each of the first two games
- Ranks 15th in the Big Ten in tackles per game

Stats	UT	AT	TT	SACK	YDS	TFL	YDS	FF-FR	QBH	PBU	INT
	16	27	43	0.5	0	4.0	13	0-0	1	1	0

Career Highs

Tackles11 vs. Nebraska (Oct. 13, 2018)
Solo Tackles5 vs. Nebraska (Oct. 13, 2018)
Assisted Tackles7 at Stanford (Aug. 31, 2019)
Tackles for Loss2.0 at Nebraska (Oct. 5, 2019)
Sack0.5 vs. UNLV (Sept. 14, 2019)
Fumble Recovery1 (2x), last vs. Utah (Dec. 31, 2018)
Pass Breakup1 at Wisconsin (Sept. 28, 2019)
Quarterback Hurries1 vs. Ohio State (Oct. 18, 2019)

CB 2



GREG NEWSOME II • 6-1 • 180 • SOPHOMORE


- Ranks 10th in the country with 1.5 passes defended per game
- Had a career-high four pass breakups versus Michigan State

Stats	UT	AT	TT	SACK	YDS	TFL	YDS	FF-FR	QBH	PBU	INT
	19	5	24	0	0	0.5	1	0-1	0	9	0

Career Highs

Tackles7 vs. Ohio State (Oct. 18, 2019)
Solo Tackles7 vs. Ohio State (Oct. 18, 2019)
Tackles for Loss0.5 at Nebraska (Oct. 5, 2019)
Assisted Tackles2 (2x) last vs. Michigan (Sept. 29, 2018)
Pass Breakups4 vs. Michigan State (Sept. 21, 2019)
Fumble Recovery1 at Stanford (Aug. 31, 2019)

CB 18



CAM RUIZ • 5-11 • 180 • SOPHOMORE


- Had a career-high 8 tackles and 2 tackles for loss at Nebraska
- Averaging 6 tackles per game in three starts this season

Stats	UT	AT	TT	SACK	YDS	TFL	YDS	FF-FR	QBH	PBU	INT
	16	6	22	0	0	2.0	6	1-0	1	0	0

Career Highs

Tackles8 at Nebraska (Oct. 5, 2019)
Solo Tackles7 at Nebraska (Oct. 5, 2019)
Assisted Tackles5 at Wisconsin (Sept. 28, 2019)
Tackles for Loss2 at Nebraska (Oct. 5, 2019)
Pass Breakups2 at Iowa (Nov. 10, 2018)
Forced Fumble1 (2x), last vs. Michigan State (Sept. 21, 2019)
Fumble Recovery1 at Iowa (Nov. 10, 2018)
Quarterback Hurry1 vs. Michigan State (Sept. 21, 2019)

S 13



JR PACE • 6-1 • 205 • JUNIOR

- 2018 Holiday Bowl Defensive MVP
- Recorded his seventh career interception versus Wisconsin

Stats	UT	AT	TT	SACK	YDS	TFL	YDS	FF-FR	QBH	PBU	INT
	9	14	23	0	0	0	0	0-0	0	1	1

Career Highs

Tackles11 vs. Michigan (Sept. 29, 2018)
Solo Tackles7 vs. Michigan (Sept. 29, 2018)
Assisted Tackles4 vs. Michigan (Sept. 29, 2018)
Tackles for Loss0.5 vs. Utah (Dec. 31, 2018)
Interceptions2 vs. Nebraska (Oct. 13, 2018)
Pass Breakups2 (2x) last at Michigan State (Oct. 6, 2018)
Fumble Recovery1 vs. Utah (Dec. 31, 2018)

S 7



TRAVIS WHILLOCK • 6-1 • 200 • JUNIOR

- Ranks ninth in the Big Ten with 7.8 tackles per game
- Has recorded four double-digit tackling performances

Stats	UT	AT	TT	SACK	YDS	TFL	YDS	FF-FR	QBH	PBU	INT
	21	26	47	1.0	6	1.5	7	1-2	0	0	0

Career Highs

Tackles15 at Minnesota (Nov. 17, 2018)
Solo Tackles11 at Minnesota (Nov. 17, 2018)
Assisted Tackles7 at Wisconsin (Sept. 28, 2019)
Tackles for Loss1 (3x), last at Wisconsin (Sept. 28, 2019)
Sack1 at Wisconsin (Sept. 28, 2019)
Pass Breakups2 at Minnesota (Nov. 17, 2018)
Fumble Recovery1 (4x), last vs. Michigan State (Sept. 21, 2019)
Forced Fumble1 vs. UNLV (Sept. 14, 2019)

CAREER HIGHS

#27 • COCO AZEMA • DB

Tackles: 2 at Wisconsin (Sept. 28, 2019)
Solo Tackle: 1 at Wisconsin (Sept. 28, 2019)
Assisted Tackle: 1 at Wisconsin (Sept. 28, 2019)

#1 • JOE BERGIN • DB

Tackles: 2 (6x), last vs. UNLV (Sept. 14, 2019)
Solo Tackles: 1 (10x), last vs. UNLV (Sept. 14, 2019)
Assisted Tackles: 2 vs. Kentucky (Dec. 29, 2017)

#36 • JESSE BROWN • RB

Rushing Attempts: 9 vs. UNLV (Sept. 14, 2019)
Rushing Yards: 79 vs. UNLV (Sept. 14, 2019)
Rushing Touchdown: 1 (2x), last at Illinois (Nov. 25, 2017)
Long Rush: 35 vs. UNLV (Sept. 14, 2019)
Receptions: 1 at Stanford (Aug. 31, 2019)
Receiving Yards: 23 at Stanford (Aug. 31, 2019)
Long Reception: 23 at Stanford (Aug. 31, 2019)
Tackles: 1 (4x), last vs. Kentucky (Dec. 29, 2017)
Solo Tackles: 1 (2x), last vs. Kentucky (Dec. 29, 2017)
Assisted Tackles: 1 (2x), last at Illinois (Nov. 25, 2017)

#99 • EARNEST BROWN IV • DE

Tackles: 6 at Stanford (Aug. 31, 2019)
Solo Tackles: 4 at Stanford (Aug. 31, 2019)
Assisted Tackles: 2 (2x), last at Wisconsin (Sept. 28, 2019)
Tackles for Loss: 2.5 vs. Ohio State (Dec. 1, 2018)
QBH: 1 (3x), last vs. Nebraska (Oct. 13, 2018)
Sacks: 1.5 vs. UNLV (Sept. 14, 2019)
Forced Fumble: 1 vs. Utah (Dec. 31, 2018)
Fumble Recoveries: 1 vs. Nebraska (Oct. 13, 2018)
Pass Breakups: 1 (3x), last at Wisconsin (Sept. 28, 2019)

#26 • BRIAN BULLOCK • DB

Pass Breakup: 1 vs. Nevada (Sept. 2, 2017)

#9 • RODERICK CAMPBELL • DB

Tackles: 4 vs. UNLV (Sept. 14, 2019)
Solo Tackles: 3 vs. UNLV (Sept. 14, 2019)
Assisted Tackles: 1 vs. Ohio St. (Oct. 29, 2016)
Pass Breakup: 1 (3x), last at Iowa (Nov. 10, 2018)

#55 • MARK GOODEN • DL

Tackles: 3 at Duke (Sept. 9, 2017)
Solo Tackles: 1 at Duke (Sept. 9, 2017)
Assisted Tackles: 2 at Duke (Sept. 9, 2017)

#11 • A.J. HAMPTON • CB

Tackles: 4 at Stanford (Aug. 31, 2019)
Solo Tackles: 3 at Stanford (Aug. 31, 2019)
Assisted Tackles: 1 (3x), last vs. Michigan State (Sept. 21, 2019)
Pass Breakup: 1 vs. Ohio State (Oct. 18, 2019)

#4 • BERKELEY HOLMAN • WR

Receptions: 3 at Wisconsin (Sept. 28, 2019)
Receiving Yards: 34 at Wisconsin (Sept. 28, 2019)
Long Reception: 24 vs. Utah (Dec. 31, 2018)
Rushes: 1 (2x), last at Minnesota (Nov. 17, 2018)
Rushing Yards: 10 at Minnesota (Nov. 17, 2018)
Long Rush: 10 at Minnesota (Nov. 17, 2018)

#22 • BRYCE JACKSON • DB

Tackles: 4 vs. Michigan State (Sept. 21, 2019)
Solo Tackles: 3 vs. Michigan State (Sept. 21, 2019)
Assisted Tackles: 1 (5x), last vs. Michigan State (Sept. 21, 2019)
Pass Breakup: 1 vs. Michigan State (Sept. 21, 2019)

#5 • JACE JAMES • WR

Receptions: 2 (2x), last vs. Ohio State (Oct. 18, 2019)
Receiving Yards: 25 vs. Penn St. (Oct. 7, 2017)
Long Reception: 25 vs. Penn St. (Oct. 7, 2017)

#12 • JJ JEFFERSON • WR

Receptions: 4 vs. Nebraska (Oct. 13, 2018)
Receiving Yards: 68 at Minnesota (Nov. 17, 2018)
Long Reception: 68 at Minnesota (Nov. 17, 2018)
Touchdowns: 1 (4x), last at Wisconsin (Sept. 28, 2019)
Rushes: 1 at Rutgers (Oct. 20, 2018)
Punt Returns: 3 at Wisconsin (Sept. 28, 2019)
Punt Return Yards: 20 at Wisconsin (Sept. 28, 2019)
Long Punt Return: 13 at Wisconsin (Sept. 28, 2019)

#16 • BRANDON JOSEPH • DB

Tackles: 1 vs. Ohio State (Oct. 18, 2019)
Solo Tackles: 1 vs. Ohio State (Oct. 18, 2019)

#53 • EKU LEOTA • DE

Tackles: 3 vs. Ohio State (Oct. 18, 2019)
Solo Tackles: 1 vs. Ohio State (Oct. 18, 2019)
Assisted Tackles: 2 vs. Ohio State (Oct. 18, 2019)
TFL: 0.5 (2x), last vs. Ohio State (Oct. 18, 2019)
Sacks: 0.5 (2x), last vs. Ohio State (Oct. 18, 2019)

#38 • DREW LUCKENBAUGH

Extra Points Attempted: 4 vs. Nebraska (Oct. 13, 2018)
Extra Points Made: 4 vs. Nebraska (Oct. 13, 2018)
Field Goals Attempted: 3 vs. Nebraska (Oct. 13, 2018)
Field Goals Made: 2 vs. Nebraska (Oct. 13, 2018)
Long Field Goal: 37 vs. Nebraska (Oct. 13, 2018)

#89 • CHARLIE MANGIERI • SB

Receptions: 1 (3x), last at Wisconsin (Sept. 28, 2019)
Receiving Yards: 8 vs. Michigan State (Sept. 21, 2019)
Long Reception: 8 vs. Michigan State (Sept. 21, 2019)

#21 • CAMERON MITCHELL • DB

Tackles: 1 vs. Ohio State (Oct. 18, 2019)
Solo Tackles: 1 vs. Ohio State (Oct. 18, 2019)

#20 • JOHN MOTEN • RB

Rushing Attempts: 16 at Purdue (Nov. 12, 2016)
Rushing Yards: 128 vs. Illinois (Nov. 26, 2016)
Rushing Touchdowns: 2 vs. Illinois (Nov. 26, 2016)
Long Rush: 77 vs. Ohio State (Dec. 1, 2018)
Receptions: 3 (2x), last at Nebraska (Oct. 5, 2019)
Receiving Yards: 25 at Purdue (Aug. 31, 2018)
Long Reception: 20 at Purdue (Nov. 12, 2016)

#35 • ERIK MUELLER • LB

Tackles: 1 (6x), last vs. Michigan State (Sept. 21, 2019)
Solo Tackles: 1 vs. Michigan State (Sept. 21, 2019)

#23 • RAYMOND NIRO III • WR

Tackle: 1 (2x), last vs. Ohio State (Oct. 18, 2019)
Solo Tackle: 1 (2x), last vs. Ohio State (Oct. 18, 2019)
Fumble Recovery: 1 at Wisconsin (Sept. 28, 2019)

#46 • DEVIN O'ROURKE • DE

Tackles: 1 vs. Akron (Sept. 15, 2018)
Solo Tackles: 1 vs. Akron (Sept. 15, 2018)

#88 • BENNETT SKOWRONEK • WR

Receptions: 8 vs. Nevada (Sept. 2, 2017)
Receiving Yards: 123 (Sept. 2, 2017)
Long Reception: 58 vs. Bowling Green (Sept. 16, 2017)
Touchdowns: 2 vs. Bowling Green (Sept. 16, 2017)

#93 • JOE SPIVAK • DL

Tackle: 2 at Nebraska (Oct. 5, 2019)
Assisted Tackles: 2 at Nebraska (Oct. 5, 2019)
Sack: 0.5 vs. UNLV (Sept. 14, 2019)
Tackle for Loss: 0.5 vs. UNLV (Sept. 14, 2019)
QBH: 1 vs. Bowling Green (Sept. 16, 2017)

#14 • MALIK WASHINGTON • WR

Receptions: 2 vs. UNLV (Sept. 14, 2019)
Receiving Yards: 9 (2x), last vs. Michigan State (Sept. 21, 2019)
Long Reception: 9 vs. Michigan State (Sept. 21, 2019)

#3 • TRAE WILLIAMS • DB

Tackles: 10 vs. Nebraska (Oct. 13, 2018)
Solo Tackles: 7 vs. Duke (Sept. 17, 2016)
Assisted Tackles: 4 vs. Nebraska (Oct. 13, 2018)
Tackles for Loss: 1 (3x), last vs. Nebraska (Oct. 13, 2018)
Fumble Recoveries: 1 (3x), last vs. Wisconsin (Oct. 27, 2018)
Forced Fumbles: 1 (3x), last vs. Utah (Dec. 31, 2018)
Pass Breakups: 3 vs. Illinois (Nov. 26, 2016)
Interceptions: 1 (2x), last at Illinois (Nov. 25, 2017)
Sacks: 1 vs. Nebraska (Oct. 13, 2018)

NORTHWESTERN RECORD WHEN

	2019	Fitz Career
When playing at home	1-2	52-39
When playing on road	0-3	40-30
When playing at a neutral site	0-0	5-6
When playing on grass	1-3	72-50
When playing on artificial surface	0-2	25-25
When scoring first	1-0	61-22
When opponent scores first	0-5	36-53
When leading after first quarter	1-0	53-18
When trailing after first quarter	0-4	24-42
When tied after first quarter	0-1	20-14
When leading at halftime	1-0	72-19
When trailing at halftime	0-5	18-47
When tied at halftime	0-0	7-9
When leading after three quarters	1-0	77-17
When trailing after three quarters	0-5	14-54
When tied after three quarters	0-0	6-4
When NU has more/equal rushing yards	1-2	73-21
When opponent has more rushing yards	0-3	25-53
When NU has more/equal passing yards	1-1	48-32
When opponent has more passing yards	0-4	50-42
When NU has more/equal total yards	1-1	69-23
When opponent has more total yards	0-4	28-54
When NU has more first downs	1-2	64-28
When opponent has more first downs	0-2	25-43
When first downs are equal	0-0	8-3
When NU forces more turnovers	1-0	60-17
When opponent forces more turnovers	0-4	19-44
When turnovers are equal	0-1	18-13
In games decided by three points or fewer	0-1	18-13
In games decided by seven points or fewer	0-0	36-20
In overtime games	0-1	7-6

CAREER STARTS

	2019	Career
Samdup Miller, Defensive line	6	33
Joe Gaziano, Defensive End	6	33
Paddy Fisher, Linebacker	6	32
Rashawn Slater, Offensive Line	5	31
Bennett Skowronek, Wide Receiver	4	30
Jared Thomas, Offensive Lineman	6	24
Trae Williams, Cornerback	2	20
Blake Gallagher, Linebacker	6	20
JR Pace, Safety	6	20
Kyric McGowan, Wide Receiver	6	12
Isaiah Bowser, Running Back	3	11
Travis Whillock, Safety	6	11
Chris Bergin, Linebacker	6	10
Greg Newsome II, Cornerback	6	10
Alex Miller, Defensive Lineman	6	10
Nik Urban, Offensive Lineman	6	9
Riley Lees, Wide Receiver	6	8
Ramaud Chiaokhiao-Bowman, Wide Receiver	3	7
Cam Ruiz, Cornerback	3	7
Gunnar Vogel, Offensive Lineman	6	7
Sam Gerak, Offensive Line	6	6
Trevor Kent, Defensive Line	6	6
Hunter Johnson, Quarterbacks	4	4
Charlie Mangieri, Superback	4	4
Cam Ruiz, Cornerback	3	3
Aidan Smith, Quarterback	2	2
Trent Goens, Superback	1	1
A.J. Hampton, Cornerback	1	1
John Moten IV, Running Back	0	1
Drake Anderson, Running Back	0	1
Jesse Brown, Running Back	1	1

LAST TIME IT HAPPENED

NORTHWESTERN WILDCATS

Scored 60+ Points
 Scored 50-59 Points
 Scored 40-49 Points
 Rushed for 200-299 yards
 Rushed for 300-399 yards
 Rushed for 400+ yards
 Passed for 400+ yards
 Had 500-599 yards of total offense
 Had 600+ yards of total offense
 Won a game on final play (regulation)
 Recorded a safety
 Recorded a shutout
 Played No. 1-ranked team
 Beat No. 1-ranked team
 Beat a Top-10 team
 Beat a ranked team
 Beat two ranked teams in a row

Ranked by AP (media)
 Ranked by USA Today (coaches)
 Ranked in College Football Playoff
 Ranked No. 1 by AP
 Sellout at home
 Had consecutive sellouts

NU 61, Illinois 23 (11-18-00)
 NU 54, Michigan State 40 (10-15-16)
 NU 49, Bowling Green 7 (9-16-17)
 276 vs. UNLV (9-14-19)
 303 vs. Bowling Green (9-16-17)
 444 at Illinois (11-22-03)
 455 vs. Nebraska (10-13-18)
 531 at Maryland (10-14-17)
 678 vs. Bowling Green (9-16-17)
 vs. Michigan State, 47-yd FG (9-29-01)
 vs. Illinois (11-24-12)
 NU 39, Minnesota 0 (11-18-17)
 #1 Ohio State 54, NU 10 (11-11-06)
 #3 NU 6, #1 Minnesota 0 (10-31-1936)
 NU 28, #9 Nebraska 25 (11-5-11)
 NU 31, #17 Utah 20 (12-31-18)
 NU 47, #7 Wisconsin 44 (9-23-00)
 NU 37, #18 Michigan State 17 (9-30-00)
 No. 20 (2018 Final)
 No. 25 (2019 Preseason)
 No. 22 (2018 Final)
 1962
 47,330, vs. Notre Dame (11-3-18)
 Four straight from Sept. 29-Nov. 3, 2018
 (vs. Michigan, vs. Nebraska, vs. Wisconsin, vs. Notre Dame)

OPPONENTS

Wisconsin 70, NU 23 (11-27-10)
 Ohio State 52, NU 3 (10-18-19)
 Ohio State 45, NU 24 (12-1-18)
 Nebraska - 231 (10-13-18)
 Indiana - 319 (10-29-11)
 Ohio State - 499 (12-1-18)
 Michigan State - 445 (10-28-17)
 Michigan State - 540 (10-28-17)
 Arizona State - 773 (9-17-05)
 Nebraska, 24-yd FG in overtime (10-5-19)
 Rutgers (10-20-18)
 #18 Michigan 38, #13 NU 0 (10-10-15)
 Wisconsin 37, #1 NU 6 (11-10-62)
 Wisconsin 37, #1 NU 6 (11-10-62)

INDIVIDUALS

Returned kickoff for a TD
 Returned punt for a TD
 Returned INT for a TD
 Returned fumble for TD
 Blocked an extra point
 Blocked a FG attempt
 Blocked a punt
 Rushed for 3 or more TDs
 Rushed for 100 yards
 Two players rushed for 100 yards

Rushed for 200 yards
 Completed 20-29 passes
 Completed 30+ passes
 Passed for 3+ TDs
 Passed for 300-399 yards
 Passed for 400-499 yards
 Passed for 500+ yards
 Scored 3 TDs in a game
 Scored 4+ TDs in a game
 2-point conversion
 Caught 10+ passes
 100-199 yards receiving
 200+ yards receiving
 Two players 100 receiving yards

Score 2 TDs Receiving
 Scored 3+ TDs receiving
 Kicked 3 FGs in one game
 Kicked 4 FGs in one game
 Kicked 5 FGs in one game
 Kicked a 50-yard FG
 Kicked a 70-79 yard punt
 Kicked an 80-89-yard punt
 Intercepted 2 passes
 Intercepted 3 passes
 Recovered two fumbles
 Recorded 100+ kickoff return yards
 Recorded 20+ tackles

Solmon Vault (95) at Michigan State (10-15-16)
 Tony Jones (64) at Purdue (11-22-14)
 Nick VanHoose (72) at Nebraska (10-24-15)
 Jared McGee (82) vs. Utah (12-31-18)
 Dean Lowry vs. Ball State (9-26-15)
 Trevor Kent vs. Stanford (8-31-19)
 Cameron Ruiz vs. Notre Dame (11-3-18)
 Justin Jackson (3) vs. Bowling Green (9-16-17)
 Drake Anderson (141) vs. UNLV (9-14-19)
 Justin Jackson (173) vs. Illinois (11-26-16)
 John Moten IV (128) vs. Illinois (11-26-16)
 Justin Jackson (224) vs. Pittsburgh (12-28-16)
 Clayton Thorson (22) vs. Duke (9-8-18)
 Clayton Thorson (41) vs. Nebraska (10-13-18)
 Clayton Thorson (3) at Michigan State (10-6-18)
 Clayton Thorson (373) at Michigan State (10-6-18)
 Clayton Thorson (455) vs. Nebraska (10-13-18)
 Mike Kafka (532) vs. Auburn (1-1-10)
 Justin Jackson (3 rushing) vs. Bowling Green (9-16-17)
 Kain Colter (4 rushing) vs. Indiana (9-29-12)
 Cameron Green pass from Clayton Thorson at Minnesota (11-17-18)
 Nagel Flynn (12) vs. Nebraska (10-13-18)
 Nagel Flynn (111) at Michigan State (10-6-18)
 Nagel Flynn (220) vs. Nebraska (10-13-18)
 Christian Jones (182) at Illinois (11-30-13)
 Rashad Lawrence (112) at Illinois (11-30-13)
 Nagel Flynn (2) vs. Nebraska (10-13-18)
 Austin Carr (3) at Iowa (10-1-16)
 Charlie Kuhbander (3) vs. UNLV (9-14-19)
 Jack Mitchell (4) at Notre Dame (11-15-14)
 Jeff Budzien (5) vs. Boston College (9-5-12)
 David Wasielewski (51) at Air Force (8-31-02)
 Jake Collins (70) vs. Rutgers (10-21-18)
 Hunter Niswander (80) vs. Iowa (10-21-17)
 Nate Hall at Minnesota (11-17-18)
 Godwin Igwebuike (3) vs. Wisconsin (10-14-14)
 Jimmy Hall (2) at Notre Dame (11-15-14)
 Kyric McGowan (101) vs. Akron (9-15-18)
 Tim McGarigle (21, 11-10) vs. Michigan (10-29-05)

Jehu Chesson (96), Michigan (10-10-15)
 Ben Niemann (1), Iowa (11-1-14)
 Noah Burns (68), Wisconsin (9-28-19)
 Matt Henningsen, Wisconsin (9-28-19)
 Andrew Stelter, Minnesota (11-18-17)
 Mike McGlinchey, Notre Dame (11-15-14)
 Ricky Jones, Indiana (10-22-16)
 Akrum Wadley (4), Iowa (10-17-15)
 J.K. Dobbins (121), Ohio State (10-18-19)
 Melvin Gordon (172), Wisconsin (10-12-13)
 James White (101), Wisconsin (10-12-13)
 Akrum Wadley (204), Iowa (10-17-15)
 AJ Bush (23), Illinois (11-24-18)
 Brian Lewerke (31), Michigan State (10-6-18)
 Tyler O'Connor (3), Michigan State (10-15-16)
 Ian Book (343), Notre Dame (11-3-18)
 Brian Lewerke (445), Michigan State (10-28-17)
 -
 William Fuller (3c), Notre Dame (11-15-14)
 Akrum Wadley (4r), Iowa (10-17-15)
 Adrian Martinez (rush), Nebraska (10-13-18)
 Rondale Moore (11), Purdue (8-30-18)
 Chase Claypool (130), Notre Dame (11-3-18)
 D.J. Moore (210), Maryland (10-14-17)
 Malik Turner (164), Illinois (11-26-16)
 Justin Hardee (125), Illinois (11-26-16)
 Chris Olave (2), Ohio State (10-18-19)
 William Fuller (3), Notre Dame (11-15-14)
 Ryan Lichtenstein (3), Syracuse (9-19-09)
 Brendan Gibbons (4), Michigan (11-16-13)
 -
 Blake Haubeil (55), Ohio State (10-18-19)
 Adam Korsak (79), Rutgers (10-20-18)
 -
 Alvin Davis, Akron (9-15-18)
 Mike Rose (3), Purdue (9-27-97)
 Marc Jackson (2), Illinois (11-23-02)
 Demetrius Douglas (104), Minnesota (11-17-18)
 Blake Cashman (8-12), Minnesota (11-17-18)

PLAYERS OF THE WEEK

Game	Offensive	Off. Big Playmaker	Off. Practice
Stanford	n/a	Jesse Brown, RB	Cody Link, SB
UNLV	Drake Anderson, RB	JJ Jefferson, WR	Jason Whittaker, QB
Michigan State	Drake Anderson, RB	n/a	n/a
Wisconsin	Riley Lees, WR	JJ Jefferson, WR	Conrad Rowley, OL
Nebraska	Ethan Wiederkehr, OL	Riley Lees, WR	Connor Newhouse, RB
Ohio State	Rashawn Slater, OL	Isaiah Bowser, RB	Entire Scout Team
Iowa			
Indiana			
Purdue			
UMASS			
Minnesota			
Illinois			
Game	Defensive	Def. Big Playmaker	Def. Practice
Stanford	Joe Gaziano, DE	Paddy Fisher, LB / Alex Miller (HM), DL	Bryce Gallagher, LB
UNLV	Joe Gaziano, DE	Travis Whillock, S	Coco Azema, DB
Michigan State	Greg Newsome II, DB	Alex Miller, DL	Jason Gold, Jr., DL
Wisconsin	Travis Whillock, S	JR Pace, S	Rod Heard, DB
Nebraska	Cam Ruiz, CB	Blake Gallagher, LB	Tyler Haskins, DB
Ohio State	Joe Gaziano, DE	Blake Gallagher, LB	Adetomiwa Adebawore, DL
Iowa			
Indiana			
Purdue			
UMASS			
Minnesota			
Illinois			
Game	Special Teams	Special Teams Practice Player of the Week	
Stanford	Dan Kubiuk, P	Preston Bacon, WR	
UNLV	Charlie Kuhbander, K	Marcus Cisco, RB	
Michigan State	Joe Bergin, S	Bryce Gallagher, LB	
Wisconsin	Raymond Niro III, WR	Bryce Gallagher, LB	
Nebraska	Riley Lees, WR	Rod Heard, DB	
Ohio State	Joe Bergin, S	Jack Kennedy, WR	
Iowa			
Indiana			
Purdue			
UMASS			
Minnesota			
Illinois			

STARTING LINEUPS

OFFENSE

Opponent	LT	LG	C	RG	RT	QB	WR	WR	WR	SB	RB
at Stanford	Slater	Gerak	Thomas	Urban	Vogel	Johnson	Lees	Skowronek	McGowan	Mangieri	Bowser
UNLV	Slater	Gerak	Thomas	Urban	Vogel	Johnson	Lees	Skowronek	McGowan	Mangieri	J. Brown
Michigan State	Slater	Gerak	Thomas	Urban	Vogel	Johnson	Lees	Skowronek	McGowan	Mangieri	Bowser
at Wisconsin	Slater	Gerak	Thomas	Urban	Vogel	Johnson	Lees	Bowman	McGowan	Goens	Bowser
at Nebraska	Vogel	Gerak	Thomas	Urban	Wiederkehr	Smith	Lees	Bowman	McGowan	Mangieri	Anderson
Ohio State	Slater	Gerak	Thomas	Urban	Vogel	Smith	Lees	Bowman	Jefferson	Holman*	McGowan

Iowa
at Indiana
Purdue
UMASS
Minnesota
at Illinois
*Northwestern started 4 wide receivers versus Ohio State

DEFENSE

Opponent	DE	DT	DT	DE	LB	LB	LB	CB	S	S	CB
at Stanford	Gaziano	A. Miller	Kent	S. Miller	Bergin	Fisher	Gallagher	Newsome II	Pace	Whillock	Williams
UNLV	Gaziano	A. Miller	Kent	S. Miller	Bergin	Fisher	Gallagher	Newsome II	Pace	Whillock	Williams
Michigan State	Gaziano	A. Miller	Kent	S. Miller	Bergin	Fisher	Gallagher	Newsome II	Pace	Whillock	Hampton
at Wisconsin	Gaziano	A. Miller	Kent	S. Miller	Bergin	Fisher	Gallagher	Newsome II	Pace	Whillock	Ruiz
at Nebraska	Gaziano	A. Miller	Kent	S. Miller	Bergin	Fisher	Gallagher	Newsome II	Pace	Whillock	Ruiz
Ohio State	Gaziano	A. Miller	Kent	S. Miller	Bergin	Fisher	Gallagher	Newsome II	Pace	Whillock	Ruiz

Iowa
at Indiana
Purdue
UMASS
Minnesota
at Illinois

NATIONAL RANKINGS

AP TOP 25	RECORD	POINTS
1. Alabama (24)	7-0	1,486
2. LSU (16)	7-0	1,462
3. Ohio State (13)	7-0	1,429
4. Clemson (9)	7-0	1,408
5. Oklahoma	7-0	1,343
6. Penn State	7-0	1,224
7. Florida	7-1	1,138
8. Notre Dame	5-1	1,058
9. Auburn	6-1	1,054
10. Georgia	6-1	1,031
11. Oregon	6-1	979
12. Utah	6-1	852
13. Wisconsin	6-1	767
14. Baylor	7-0	732
15. Texas	5-2	627
16. SMU	7-0	587
17. Minnesota	7-0	577
18. Cincinnati	6-1	468
19. Michigan	5-2	440
20. Iowa	5-2	347
21. Appalachian State	6-0	286
22. Boise State	6-1	225
23. Iowa State	5-2	185
24. Arizona State	5-2	134
25. Wake Forest	6-1	118

Others Receiving Votes: Memphis 87, Virginia 29, San Diego State 17, Pittsburgh 7, Washington 15, Navy 9, Texas A&M 6, Missouri 4, USC 3, UCF 3, Louisiana Tech 2, Tulane 1

COACHES POLL	RECORD	POINTS
1. Alabama (44)	7-0	1,602
2. Clemson (10)	7-0	1,511
3. LSU (3)	7-0	1,486
4. Ohio State (8)	7-0	1,461
5. Oklahoma	7-0	1,408
6. Penn State	7-0	1,283
7. Notre Dame	5-1	1,160
8. Florida	7-1	1,151
9. Georgia	6-1	1,099
10. Auburn	6-1	1,071
11. Oregon	6-1	1,011
12. Utah	6-1	858
13. Wisconsin	6-1	824
14. Baylor	7-0	730
15. Texas	5-2	722
16. Minnesota	7-0	631
17. SMU	7-0	609
18. Cincinnati	6-1	461
19. Iowa	5-2	373
20. Michigan	5-2	369
21. Boise State	6-1	308
22. Appalachian State	6-0	300
23. Wake Forest	6-1	181
24. Arizona State	5-2	131
25. Memphis	6-1	101

Others Receiving Votes: Iowa State 83, Virginia 61, San Diego State 45, Navy 24, Pittsburgh 18, Washington 16, Tulane 8, Texas A&M 8, Louisiana Tech 7, UCF 6, Temple 3, Virginia Tech 2, UAB 1, Indiana 1, Utah State 1



DAN AND SUSAN JONES FAMILY HEAD FOOTBALL COACH

Year	Overall	.PCT	Big Ten	.PCT	Postseason
2006	4-8	.333	2-6	.250	-
2007	6-6	.500	3-5	.375	-
2008	9-4	.692	5-3	.625	Valero Alamo Bowl
2009	8-5	.615	5-3	.625	Outback Bowl
2010	7-6	.538	3-5	.375	TicketCity Bowl
2011	6-7	.667	3-5	.375	Meineke Car Care Bowl
2012	10-3	.769	5-3	.625	TaxSlayer.Com Gator Bowl Champions
2013	5-7	.416	1-7	.125	-
2014	5-7	.416	3-5	.375	-
2015	10-3	.769	6-2	.750	Outback Bowl
2016	7-6	.538	5-4	.556	Pinstripe Bowl Champions
2017	10-3	.727	7-2	.750	Music City Bowl Champions
2018	9-5	.645	8-1	.889	Holiday Bowl Champions
2019	1-5	.167	0-4	.000	
Total	97-75	.564	56-55	.505	8 Bowl Games

Year	School	Position
2006-	Northwestern	Head Coach
2004-05	Northwestern	Linebackers/Recruiting Coordinator
2002-03	Northwestern	Linebackers
2001	Northwestern	Defensive Backs
2000	Idaho	Linebackers/Special Teams
1999	Colorado	Defensive Graduate Assistant
1998	Maryland	Defensive Graduate Assistant

Already the second-longest tenured Big Ten head coach at the age of 44, Pat Fitzgerald's 13 seasons at the helm of Northwestern have been spent building upon the tradition he helped establish as a Hall-of-Fame linebacker for the Wildcats in the mid-1990's. Characterized by his motivational skills, enthusiasm and passion for all things Northwestern, Fitzgerald has shaped Chicago's Big Ten Team into one that consistently achieves excellence in all three phases of the student-athlete experience: academics, athletics and community outreach.

Fitzgerald has built the Wildcats' program into a consistent winner. The 2018 Wildcats claimed the program's first-ever Big Ten West Division title and berth in the Big Ten Championship game with a program-tying eight Big Ten wins. Fitzgerald was named the consensus Big Ten Head Coach of the Year and a finalist for the 2018 Dodd Trophy.

Fitzgerald has led the Wildcats to nine bowl appearances in his 13 seasons and has guided the 'Cats to four of their five bowl wins in program history. Most recently, Chicago's Big Ten Team mounted a dramatic come-from-behind victory over No. 17 Utah in the 2018 Holiday Bowl by scoring a bowl record 28 points in the third quarter to claim their third-straight bowl win for the first time in program history.

Away from the gridiron, Fitzgerald's players have achieved at the highest levels in the classroom, last fall placing a record 39 players on the Academic All-Big Ten team en route to posting a program-record 3.14 GPA for the 2015-16 academic year. In 2012, Northwestern collected top national honors in the AFCA Academic Achievement Award for the seventh time since 1998. Additionally, Fitzgerald's program ranked second among all FBS programs in the recently released multi-year Academic Progress Rating (APR), posting a score of 992 out of a possible 1,000 in the measure of player retention and eligibility.

NU also goes to great lengths to make a difference in the community. Fitzgerald, his family and his players partake in countless charitable events, impacting the NU and Evanston communities through their participation in Northwestern Dance Marathon, Special Olympics, Misericordia, the NU chapter of Uplifting Athletes, weekly school and children's hospital visits, and dozens of other organizations. Most recently, Fitzgerald was named the honorary coach of the 2017 Allstate AFCA Good Works Team.

As a player in 1995, Fitzgerald was the leader of a suffocating Wildcats defensive unit that led the nation in scoring defense and anchored NU's storybook run to the Big Ten championship and Rose Bowl. He capped the year by winning both the Nagurski and Bednarik Awards as the nation's top defensive player and also was the Big Ten, Chevrolet and Sports Illustrated-Defensive Player of the Year. Fitzgerald accomplished all of this despite suffering a broken leg in the penultimate regular-season game.

A graduate of Orland Park's (Ill.) Carl Sandburg High School and a 2003 inductee to the Northwestern Athletics Hall of Fame, Fitzgerald resides in Northfield with his wife, Stacy, and three sons, Jack, born in November 2004, Ryan, born in September 2006, and Brendan, born in February 2009.



- 2008 College Football Hall of Fame Class
- 1995 & 1996 Bednarik Award Winner
- 1995 & 1996 Nagurski Award Winner
- First two-time winner of both the Bednarik and Nagurski Awards
- 1995 & 1996 Big Ten Champion
- 1995 Big Ten Defensive Player of the Year
- 1995 Sports Illustrated Defensive Player of the Year
- Two-Time All-American
- 23 career starts
- 299 career tackles
- 20 career tackles for loss
- 5 forced fumbles
- 3 interceptions

NORTHWESTERN FOOTBALL

2019 ROSTER

No.	Name	Pos.	Ht.	Wt.	Yr.	Hometown / High School / Last School
1	Joe Bergin	DB	5-11	190	Sr.	Bloomfield Hills, Mich. / Detroit Country Day
2	Greg Newsome II	DB	6-1	193	So.	Chicago, Ill. / IMG Academy (Fla.)
3	Trae Williams	DB	6-0	203	Sr.	The Plains, Ohio / Athens
4	Berkeley Holman	WR	5-11	193	So.	Irvine, Calif. / Saint John Bosco
5	Jace James	WR	6-0	192	R-So.	Carol Stream, Ill. / Glenbard North
6	Drake Anderson	RB	5-11	190	R-Fy.	Chandler, Ariz. / Chandler
7	Andrew Marty	QB	6-3	227	So.	Cincinnati, Ohio / Wyoming
8	Travis Whillock	DB	6-1	200	Jr.	Katy, Texas / Katy
9	Kyric McGowan	WR	5-10	200	Jr.	Dalton, Ga. / Dalton
10	Roderick Campbell	DB	6-0	190	Sr.	St. Louis, Mo. / Chaminade College Prep
11	TJ Green	QB	6-2	210	Sr.	Leawood, Kan. / Rockhurst
12	Jeremiah McDonald	DB	6-3	200	R-Fy.	Slidell, La. / Northshore High
13	A.J. Hampton	DB	5-11	180	R-Fy.	Warren, Ark. / Paul R Wharton (Tampa, Fla.)
14	Aidan Smith	QB	6-2	215	Jr.	Fort Wayne, Ind. / Carroll
15	JJ Jefferson	WR	5-10	170	So.	Houston, Texas / St. Pius X
16	JR Pace	DB	6-1	205	Jr.	College Park, Ga. / Woodward Academy
17	Jason Whittaker	QB	6-5	222	R-Fy.	Rockford, Mich. / Rockford
18	Charlie Kuhbänder	K	6-0	185	Jr.	Springboro, Ohio / Springboro
19	Malik Washington	WR	5-9	190	Fy.	Lawrenceville, Ga. / Parkview
20	Trey Finison	K/P	5-9	170	Fy.	Tuscaloosa, Ala. / Northridge
21	Hunter Johnson	QB	6-2	216	R-So.	Brownsburg, Ind. / Brownsburg
22	Brandon Joseph	DB	6-1	182	Fy.	College Station, Texas / College Station
23	Zac Krause	QB	6-3	202	Fy.	Olathe, Kan. / Olathe West
24	Bryce Kirtz	WR	6-0	175	Fy.	Brownsburg, Ind. / Brownsburg
25	Daniel Kubiuk	P	6-1	201	Gr.	Barrington, Ill. / Barrington
26	Genson Hooper Price	WR	6-5	213	Fy.	Houston, Texas / St. John's
27	Cameron Ruiz	DB	5-11	180	So.	Lake Villa, Ill. / Lakes Community
28	John Lees	WR	6-0	201	Jr.	Libertyville, Ill. / Libertyville
29	John Moten IV	RB	6-0	210	Sr.	St. Louis, Mo. / John Burroughs School
30	Cameron Mitchell	DB	5-11	192	Fy.	Bolingbrook, Ill. / Bolingbrook
31	Bryce Jackson	DB	6-1	185	So.	Lantana, Texas / John H. Guyer
32	Connor Newhouse	RB	5-11	187	Fy.	Prospect, Ky. / North Oldham
33	Raymond Niro III	WR	5-10	183	R-Fy.	Barrington, Ill. / Barrington
34	Donovan Sermons	DB	5-11	192	So.	Pomona, Calif. / Damien
35	Rod Heard	DB	5-10	175	Fy.	Farmington, Mich. / Farmington Hills Harrison
36	Isaiah Bowser	RB	6-1	215	So.	Sidney, Ohio / Sidney
37	Brian Bullock	DB	5-11	195	So.	Round Rock, Texas / Round Rock
38	Evan Hull	RB	5-11	192	Fy.	Maple Grove, Minn. / Maple Grove
39	Coco Azema	DB	5-11	185	Fy.	Cypress, Texas / Langham Creek
40	Chris Bergin	LB	5-11	215	Jr.	Bloomfield Hills, Mich. / Detroit Country Day
41	Tyler Haskins	CB	5-11	180	Fy.	Stafford, Va. / Mountain View
42	Jaylen Rivers	LB	6-2	225	R-Fy.	Decatur, Ga. / Grayson
43	Bryce Gallagher	LB	6-2	220	Fy.	Raynham, Mass. / St. Sebastian's
44	Michael Jansey, Jr.	LB	6-2	215	Fy.	Batavia, Ill. / Batavia
45	Andrew David	P	5-8	185	Fy.	Massillon, Ohio / Washington
46	Erik Mueller	LB	6-2	230	Jr.	Wheaton, Ill. / Wheaton North
47	Jesse Brown	RB	5-11	210	Jr.	Lilburn, Ga. / Brookwood
48	Cody Gronewold	P	6-1	183	So.	Lincoln, Neb. / Northeast
49	Drew Luckenbaugh	K/P	6-1	188	Jr.	Spring Grove, Pa. / Spring Grove
50	Marcus Cisco	RB	5-9	185	Fy.	Byron Center, Mich. / Byron Center
51	Peter McIntyre	LB	6-2	230	So.	Perrysburg, Ohio / Saint John's Jesuit
52	Grayson Mann	LB	6-0	220	R-Fy.	Fort Worth, Texas / Fort Worth All Saints
53	Paddy Fisher	LB	6-4	246	Jr.	Katy, Texas / Katy
54	Tyler Gillikin	LS	6-2	217	Jr.	Atlanta, Ga. / Westminster
55	Khalid Jones	LB	6-1	233	R-Fy.	Greenville, S.C. / Byrnes
56	Tommy Carnifax	SB	6-3	265	Jr.	Warren, Ohio / Howland
57	Devin O'Rourke	DL	6-6	270	R-Fy.	Mokena, Ill. / Lincoln Way East
58	Troy Huetz	LB	6-2	223	Jr.	Naperville, Ill. / Naperville Central
59	Peter Snodgrass	LS	6-0	215	So.	Palo Alto, Calif. / Palo Alto
60	Adetomiwa Adebawore	DL	6-2	260	Fy.	Kansas City, Mo. / North Kansas City
61	PJ Spencer	DL	6-2	260	Fy.	Prairie Village, Kan. / Shawnee Mission East
62	Blake Gallagher	LB	6-1	235	Jr.	Raynham, Mass. / Saint Sebastian's
63	Sam Gerak	OL	6-3	291	So.	Avon, Ohio / Avon
64	Eku Leota	DL	6-4	255	R-Fy.	Asheville, N.C. / Asheville
65	Conrad Rowley	OL	6-3	300	Fy.	Independence, Mo. / Blue Springs
66	Mark Gooden	DE	6-1	264	Jr.	Reynoldsburg, Ohio / Reynoldsburg
67	Sam Stovall	OL	6-4	300	R-Fy.	Chattanooga, Tenn. / Notre Dame High School
68	Cam Kolwich	OL	6-5	300	Jr.	Beverly Hills, Mich. / Orchard Lake St. Mary's
69	Wyatt Blake	DL	6-4	310	R-Fy.	Crystal Lake, Ill. / Crystal Lake Central
70	Jason Goosen	OL	6-7	322	Jr.	Virginia Beach, Va. / Tallwood
71	Dom D'Antonio	OL	6-4	290	Fy.	Woodstock, Ga. / Etowah
72	Jared Thomas	OL	6-4	310	Sr.	Indianapolis, Ind. / Cathedral

No.	Name	Pos.	Ht.	Wt.	Yr.	Hometown / High School / Last School
66	Nik Urban	OL	6-3	305	Jr.	Willoughby, Ohio / Willoughby South
69	Charlie Schmidt	OL	6-4	290	R-Fy.	Libertyville, Ill. / Libertyville
70	Rashawn Slater	OL	6-3	305	Jr.	Sugar Land, Texas / Clements
73	Gunnar Vogel	OL	6-6	300	Jr.	Columbus, Ohio / Westerville South
74	Payne He'Bert	OL	6-4	300	R-Fy.	Pearland, Texas / Dawson
75	Connor Foster	OL	6-7	300	Fy.	Milford, Ohio / Milford
76	Ethan Wiederkehr	OL	6-5	290	So.	Wading River, N.Y. / Shoreham-Wading River
77	Jesse Meyler	OL	6-4	306	Jr.	Toronto, Ontario / Episcopal (Va.)
78	Luka Trifunovic	DL	6-4	280	Fy.	Carlsbad, Calif. / La Costa Canyon
79	Zachary Franks	OL	6-6	290	Fy.	Baltimore, Md. / The Gilman School
80	Trey Pugh	SB	6-4	250	Jr.	Plain City, Ohio / Jonathan Alder
81	Ramaud Chiaokhiao-Bowman	WR	6-2	203	Jr.	Minneapolis, Minn. / Breck
82	Braeden Heald	WR	5-11	191	R-Fy.	Easthampton, Mass. / Williston Northampton
82	Alex Oelsner	SB	6-4	247	So.	Niwot, Colo. / Niwot
83	Trent Goens	SB	6-3	250	Sr.	Chino Hills, Calif. / Chino Hills
84	Will Lansbury	WR	6-2	204	So.	Pebble Beach, Calif. / Stevenson
85	Jack Kennedy	WR	6-0	188	Fy.	Cleveland Heights, Ohio / St. Ignatius
86	Wayne Dennis, Jr.	WR	6-3	190	Fy.	Tampa, Fla. / Armwood
86	Cody Link	SB	6-3	250	Jr.	Madison, Wis. / Edgewood
87	Thomas Gordon	SB	6-5	231	Fy.	Houston, Texas / Strake Jesuit College Prep
88	Bennett Skowronek	WR	6-4	215	Sr.	Fort Wayne, Ind. / Homestead
89	Preston Bacon	WR	6-2	195	Fy.	Oak Hill, Va. / The Potomac School
89	Charlie Mangieri	SB	6-4	252	So.	Peoria, Ill. / Dunlap
90	Jake Genyk	P	6-3	205	R-Fy.	Middleton, Wis. / Middleton
90	Jake Saunders	DT	6-2	295	Jr.	Loveland, Ohio / Loveland
91	Samdup Miller	DL	6-3	270	Jr.	Houston, Texas / Stratford
92	Willy Boatman	DL	6-2	270	R-Fy.	Denver, Colo. / Kent Denver School
93	Joe Spivak	DL	6-0	290	Jr.	Darien, Ill. / Montini Catholic
94	Jason Gold, Jr.	DE	6-3	270	Fy.	League City, Texas / Clear Springs
95	Alex Miller	DL	6-3	300	Sr.	Houston, Texas / Stratford
96	Trevor Kent	DE	6-6	280	So.	Pittsburg, Kan. / Pittsburg
97	Joe Gaziano	DL	6-4	275	Sr.	Scituate, Mass. / Xaverian Brothers
98	Duke Olges	DL	6-4	272	Fy.	Winnetka, Ill. / New Trier
99	Earnest Brown IV	DE	6-5	270	Jr.	Aubrey, Texas / Billy Ryan

COACHING STAFF	Position	Season
Pat Fitzgerald	Dan and Susan Jones Family Head Football Coach	14th
Matt MacPherson	Assistant Head Coach (Defensive Backs)	14th
Mike Hankwitz	Defensive Coordinator	12th
Mick McCall	Offensive Coordinator / Quarterbacks	12th
Jeff Genyk	Special Teams Coordinator	11th
Kurt Anderson	Assistant Coach / Offensive Line	1st
Lou Ayeni	Assistant Coach / Running Backs / Recruiting Coordinator	2nd
Bob Heffner	Assistant Coach / Superbacks	11th
Marty Long	Assistant Coach / Defensive Line	12th
Tim McGargle	Assistant Coach / Linebackers	2nd
Dennis Springer	Assistant Coach / Wide Receivers	9th
Traveon Henry	Graduate Assistant / Defense	2nd
Sean Pearson	Graduate Assistant / Offense	2nd
Terrell Dallas	Graduate Assistant / Offense	1st
Ben Hammer	Graduate Assistant / Defense	1st
Jeremy Larkin	Undergraduate Assistant / Offense	2nd

PRONUNCIATION GUIDE

RAMAUD CHIAOKHIAO-BOWMAN (ruh-MAUD JOW-key-o BOW-man)	SAMDUP Miller (sahm-DOOP)
Joe GAZIANO (gah-zee-AH-no)	Raymond NIRO III (NYE-row)
Sam GERAK (jare-rack)	Alex OELSNER (OHLS-ner)
Tyler GILLIKIN (GILL-uh-kin)	Trey PUGH (PYOU)
Trent GOENS (GO-ins)	Bennett SKOWRONEK (skuh-RAWN-ick)
Cody GRONEWOLD (GROAN-wohld)	Joe SPIVAK (SPEE-vack)
Payne HE'BERT (HAY-bear)	Sam STOVALL (STO-vul)
Berkeley HOLMAN (HOLE-min)	Ethan WIEDERKEHR (WHY-der-kerr)
Troy HUDETZ (WHO-detz)	Travis WHILLOCK (WILL-lock)
JACE James (JAYCE)	
KHALID Jones (kuh-LID)	
Cam KOLWICH (COLE-wich)	
Daniel KUBIUK (KOO-bee-uhk)	
Charlie KUH BANDER (KOO-ban-der)	
EKU LEOTA (EK-ew LEE-oh-tuh)	
Drew LUCKENBAUGH (LUCK-en-baw)	
KYRIC McGowan (KY-rick)	
John MOTEN IV (MOE-ten)	

Date	Opponent	Score	Overall Record	Conference Record	Time	Attend
08/31/19	at #25 Stanford	7-17 L	0- 1- 0	0- 0- 0	3:30	37179
Sep 14, 2019	UNLV	W 30-14	1- 1- 0	0- 0- 0	3:02	37714
* Sep 21, 2019	MICHIGAN STATE	10-31 L	1- 2- 0	0- 1- 0	3:18	40114
* Sep 28, 2019	at #8 Wisconsin	15-24 L	1- 3- 0	0- 2- 0	3:35	76825
* Oct 05, 2019	at Nebraska	10-13 L	1- 4- 0	0- 3- 0	3:12	89384
* Oct 18, 2019	#4 OHIO STATE	3-52 L	1- 5- 0	0- 4- 0	3:05	47330

* indicates conference game

Opponent	Score	-----FIRST DOWNS-----				----RUSHING----		-----PASSING-----			--TOTAL OFFENSE--		Return	Turn-
		Total	Rush	Pass	Pen	Number-Yards		Comp-Att-Int	Yards		Plays-Yards		Yards	Overs
-----	-----	--/--	--/--	--/--	--/--	-----/-----		-----/-----	--/--		----- / -----		--/--	--/--
Stanford.....	7-17	15/21	8/8	5/10	2/3	33-93 / 39-132		12-27- 2 / 23-34- 0	117/233		60-210 / 73-365		66/40	4/2
UNLV.....	30-14	26/17	14/9	8/6	4/2	50-276 / 36-210		12-25- 1 / 16-26- 1	165/120		75-441 / 62-330		46/143	1/3
MICHIGAN STATE.....	10-31	17/19	9/10	6/8	2/1	44-139 / 40-109		19-37- 3 / 18-31- 0	126/228		81-265 / 71-337		52/84	3/1
Wisconsin.....	15-24	21/13	6/8	11/5	4/0	41-97 / 36-130		18-41- 1 / 15-24- 1	158/113		82-255 / 60-243		53/140	3/2
Nebraska.....	10-13	18/12	9/5	6/6	3/1	41-157 / 40-133		19-32- 1 / 15-25- 0	136/186		73-293 / 65-319		53/33	1/0
OHIO STATE.....	3-52	14/23	10/8	1/12	3/3	47-157 / 37-279		6-21- 2 / 19-26- 0	42/201		68-199 / 63-480		30/2	2/0
Totals.....	75-151	111/105	56/48	37/47	18/10	256-919 / 228-993		86-183-10/106-166- 2	744/1081		439-1663/ 394-2074		300/442	14/8

Note: Game totals are displayed in the format TEAM/OPPONENT for each category

Team Statistics	NU	OPP
SCORING	75	151
Points Per Game	12.5	25.2
Points Off Turnovers	6	52
FIRST DOWNS	111	105
Rushing	56	48
Passing	37	47
Penalty	18	10
RUSHING YARDAGE	919	993
Yards gained rushing	1105	1108
Yards lost rushing	186	115
Rushing Attempts	256	228
Average Per Rush	3.6	4.4
Average Per Game	153.2	165.5
TDs Rushing	6	7
PASSING YARDAGE	744	1081
Comp-Att-Int	86-183-10	106-166-2
Average Per Pass	4.1	6.5
Average Per Catch	8.7	10.2
Average Per Game	124.0	180.2
TDs Passing	2	9
TOTAL OFFENSE	1663	2074
Total Plays	439	394
Average Per Play	3.8	5.3
Average Per Game	277.2	345.7
KICK RETURNS: #-Yards	6-158	14-296
PUNT RETURNS: #-Yards	14-117	15-46
INT RETURNS: #-Yards	2-7	10-100
KICK RETURN AVERAGE	26.3	21.1
PUNT RETURN AVERAGE	8.4	3.1
INT RETURN AVERAGE	3.5	10.0
FUMBLES-LOST	10-4	13-6
PENALTIES-Yards	37-319	38-401
Average Per Game	53.2	66.8
PUNTS-Yards	41-1553	40-1691
Average Per Punt	37.9	42.3
Net punt average	36.8	36.8
KICKOFFS-Yards	20-1169	28-1672
Average Per Kick	58.5	59.7
Net kick average	38.7	40.7
TIME OF POSSESSION/Game	29:46	29:48
3RD-DOWN Conversions	33/102	36/94
3rd-Down Pct	32%	38%
4TH-DOWN Conversions	4/13	3/6
4th-Down Pct	31%	50%
SACKS BY-Yards	12-44	13-111
MISC YARDS	0	0
TOUCHDOWNS SCORED	8	19
FIELD GOALS-ATTEMPTS	7-9	6-10
ON-SIDE KICKS	1-1	0-0
RED-ZONE SCORES	(12-17) 71%	(15-19) 79%
RED-ZONE TOUCHDOWNS	(7-17) 41%	(11-19) 58%
PAT-ATTEMPTS	(6-6) 100%	(19-19) 100%
ATTENDANCE	125158	203388
Games/Avg Per Game	3/41719	3/67796
Neutral Site Games		0/0

Score by Quarters	1st	2nd	3rd	4th	OT	Total
Northwestern	16	12	14	33	0	75
Opponents	35	51	24	41	0	151

Rushing	gp	att	gain	loss	net	avg	td	lg	avg/g
Anderson, Drake	6	87	418	13	405	4.7	3	31	67.5
Bowser, Isaiah	4	45	175	7	168	3.7	0	21	42.0
Smith, Aidan	4	40	156	51	105	2.6	1	11	26.2
Johnson, Hunter	4	40	177	88	89	2.2	1	25	22.2
Brown, Jesse	2	11	85	0	85	7.7	0	35	42.5
Moten IV, John	4	13	35	4	31	2.4	1	10	7.8
Marty, Andrew	1	2	16	0	16	8.0	0	16	16.0
McGowan, Kyric	6	4	14	2	12	3.0	0	13	2.0
Green, TJ	1	3	14	4	10	3.3	0	13	10.0
Hull, Evan	1	7	15	5	10	1.4	0	7	10.0
TEAM	3	3	0	3	-3	-1.0	0	0	-1.0
Gillikin, Tyler	6	1	0	9	-9	-9.0	0	0	-1.5
Total	6	256	1105	186	919	3.6	6	35	153.2
Opponents	6	228	1108	115	993	4.4	7	73	165.5

Passing	gp	effic	comp-att-int	pct	yds	td	lg	avg/g
Johnson, Hunter	4	77.67	43-89-4	48.3	367	1	50	91.8
Smith, Aidan	4	68.39	37-83-5	44.6	315	1	23	78.8
Green, TJ	1	112.08	6-10-0	60.0	62	0	23	62.0
Marty, Andrew	1	-200.00	0-1-1	0.0	0	0	0	0.0
Total	6	73.82	86-183-10	47.0	744	2	50	124.0
Opponents	6	134.04	106-166-2	63.9	1081	9	49	180.2

Receiving	gp	no.	yds	avg	td	lg	avg/g
Lees, Riley	6	22	158	7.2	0	19	26.3
Skowronek, Bennett	3	12	141	11.8	0	20	47.0
Jefferson, JJ	6	10	132	13.2	2	50	22.0
McGowan, Kyric	6	8	75	9.4	0	16	12.5
Chiaokhiao-Bowman, R	6	7	69	9.9	0	23	11.5
Holman, Berkeley	6	6	51	8.5	0	14	8.5
Moten IV, John	4	5	37	7.4	0	13	9.2
Bowser, Isaiah	4	4	11	2.8	0	6	2.8
Washington, Malik	5	3	18	6.0	0	9	3.6
Mangieri, Charlie	6	3	16	5.3	0	8	2.7
Anderson, Drake	6	3	3	1.0	0	2	0.5
James, Jace	3	2	10	5.0	0	5	3.3
Brown, Jesse	2	1	23	23.0	0	23	11.5
Total	6	86	744	8.7	2	50	124.0
Opponents	6	106	1081	10.2	9	49	180.2

Punt Returns	no.	yds	avg	td	lg
Lees, Riley	11	78	7.1	0	20
Jefferson, JJ	3	39	13.0	0	19
Total	14	117	8.4	0	20
Opponents	15	46	3.1	0	14

Interceptions	no.	yds	avg	td	lg
Pace, JR	1	0	0.0	0	0
Fisher, Paddy	1	7	7.0	0	11
Total	2	7	3.5	0	11
Opponents	10	100	10.0	1	68

Kick Returns	no.	yds	avg	td	lg
Lees, Riley	4	118	29.5	0	50
McGowan, Kyric	2	40	20.0	0	22
Total	6	158	26.3	0	50
Opponents	14	296	21.1	0	44

Fumble Returns	no.	yds	avg	td	lg
Newsome II, G.	1	18	18.0	0	18
Total	1	18	18.0	0	18
Opponents	0	0	0.0	2	0

Scoring	td	fg	PAT				dpx	saf	pts
			kick	rush	rcv	pass			
Kuhbänder, Charlie	-	7-9	6-6	-	-	-	-	-	27
Anderson, Drake	3	-	-	-	-	-	-	-	18
Jefferson, JJ	2	-	-	-	-	-	-	-	12
Johnson, Hunter	1	-	-	-	-	-	-	-	6
Moten IV, John	1	-	-	-	-	-	-	-	6
Smith, Aidan	1	-	-	-	-	0-2	-	-	6
Total	8	7-9	6-6	-	-	0-2	-	-	75
Opponents	19	6-10	19-19	-	-	-	-	-	151

Total Offense	g	plays	rush	pass	total	avg/g
Johnson, Hunter	4	129	89	367	456	114.0
Smith, Aidan	4	123	105	315	420	105.0
Anderson, Drake	6	87	405	0	405	67.5
Bowser, Isaiah	4	45	168	0	168	42.0
Brown, Jesse	2	11	85	0	85	42.5
Green, TJ	1	13	10	62	72	72.0
Moten IV, John	4	13	31	0	31	7.8
Marty, Andrew	1	3	16	0	16	16.0
McGowan, Kyric	6	4	12	0	12	2.0
Hull, Evan	1	7	10	0	10	10.0
TEAM	3	3	-3	0	-3	-1.0
Gillikin, Tyler	6	1	-9	0	-9	-1.5
Total	6	439	919	744	1663	277.2
Opponents	6	394	993	1081	2074	345.7

Field Goals	fg	pct.	01-19	20-29	30-39	40-49	50-99	lg	blk
Kuhbänder, Charlie	7-9	77.8	0-0	1-1	4-6	2-2	0-0	44	0

FG Sequence	Northwestern	Opponents
Stanford	38	(51),29
UNLV	(33),(30),(44)	38
Michigan State	(39)	40,(26)
Wisconsin	(29)	(36)
Nebraska	(40),34	(35),29,(24)
Ohio State	(33)	(55)

Numbers in (parentheses) indicate field goal was made.

Punting	no.	yds	avg	lg	tb	fc	i20	50+	blk
Kubiuk, Daniel	40	1511	37.8	53	0	9	11	3	0
David, Andrew	1	42	42.0	42	0	1	0	0	0
Total	41	1553	37.9	53	0	10	11	3	0
Opponents	40	1691	42.3	56	5	8	14	11	0

Kickoffs	no.	yds	avg	tb	ob	retn	net	ydln
Finison, Trey	17	1012	59.5	4	0			
Luckenbaugh, Drew	3	157	52.3	0	0			
Total	20	1169	58.5	4	0	21.1	38.7	26
Opponents	28	1672	59.7	15	2	26.3	40.7	24

All Purpose	g	rush	rcv	pr	kr	ir	total	avg/g
Anderson, Drake	6	405	3	0	0	0	408	68.0
Lees, Riley	6	0	158	78	118	0	354	59.0
Bowser, Isaiah	4	168	11	0	0	0	179	44.8
Jefferson, JJ	6	0	132	39	0	0	171	28.5
Skowronek, Ben	3	0	141	0	0	0	141	47.0
McGowan, Kyrice	6	12	75	0	40	0	127	21.2
Brown, Jesse	2	85	23	0	0	0	108	54.0
Smith, Aidan	4	105	0	0	0	0	105	26.2
Johnson, Hunter	4	89	0	0	0	0	89	22.2
Chiaokhiao-Bow	6	0	69	0	0	0	69	11.5
Moten IV, John	4	31	37	0	0	0	68	17.0
Holman, Berkele	6	0	51	0	0	0	51	8.5
Washington, Mal	5	0	18	0	0	0	18	3.6
Marty, Andrew	1	16	0	0	0	0	16	16.0
Mangieri, Charli	6	0	16	0	0	0	16	2.7
Green, TJ	1	10	0	0	0	0	10	10.0
Hull, Evan	1	10	0	0	0	0	10	10.0
James, Jace	3	0	10	0	0	0	10	3.3
Fisher, Paddy	6	0	0	0	0	7	7	1.2
TEAM	3	-3	0	0	0	0	-3	-1.0
Gillikin, Tyler	6	-9	0	0	0	0	-9	-1.5
Total	6	919	744	117	158	7	1945	324.2
Opponents	6	993	1081	46	296	100	2516	419.3

##	Defensive Leaders	gp	Tackles			tfl/yds	Sacks no-yds	Pass defense			Fumbles		blkd	
			ua	a	tot			int-yds	brup	qbh	rcv-yds	ff	kick	saf
7	Whillock, T.	6	21	26	47	1.5-7	1.0-6	.	.	.	2-0	1	.	.
42	Fisher, Paddy	6	26	20	46	3.5-13	.	1-7	3	.	.	2	.	.
51	Gallagher, Blake	6	18	26	44	0.5-1	.	.	.	2
28	Bergin, Chris	6	16	27	43	4.0-13	0.5-0	.	1	1
97	Gaziano, Joe	6	18	11	29	7.5-26	4.5-23	.	.	.	2-0	3	.	.
2	Newsome II, G.	6	19	5	24	0.5-1	.	.	9	.	1-18	.	.	.
13	Pace, JR	6	9	14	23	.	.	1-0	1
91	Miller, Samdup	6	15	8	23	2.5-8	0.5-2	.	.	1
18	Ruiz, Cameron	5	16	6	22	2.0-6	.	.	.	1	.	1	.	.
95	Miller, Alex	6	11	11	22	4.5-8	2.5-4	.	1	3
99	Brown IV, Earnest	6	8	7	15	2.5-7	2.0-6	.	2
11	Hampton, A.J.	7	7	2	9	.	.	.	1
22	Jackson, Bryce	6	6	3	9	.	.	.	1
96	Kent, Trevor	6	3	4	7	1.0-2	.	.	.	2
9	Campbell, Roder	5	5	1	6
81	Chiaokhiao-Bowman, R	6	3	2	5
90	Saunders, Jake	5	2	3	5
1	Bergin, Joe	6	2	2	4
93	Spivak, Joe	6	.	4	4	0.5-1	0.5-1
53	Leota, Eku	5	1	3	4	1.0-3	0.5-2
8	McGowan, Kyrice	6	3	.	3
23	Niro, Raymond	6	2	1	3	1-0	.	.	.
27	Azema, Coco	2	1	1	2
3	Williams, Trae	3	1	1	2
1A	Smith, Aidan	4	1	.	1
65	Thomas, Jared	6	1	.	1
35	Mueller, Erik	6	1	.	1
16	Joseph, Brandon	1	1	.	1
88	Skowronek, Bennett	3	1	.	1
21	Mitchell, Cameron	2	1	.	1
83	Goens, Trent	6	.	1	1
32	Gallagher, Bryce	1	.	1	1	0.5-1
40	McIntyre, Peter	5	1	.	1
12	Jefferson, JJ	6
Total		6	220	190	410	32-97	12-44	2-7	19	10	6-18	7	.	.
Opponents		6	263	130	393	42-170	13-111	10-100	31	26	4-0	8	.	.

SEASON

CAREER

Rushing	gp	att	gain	loss	net	avg	td	lg	avg/g	gp	att	gain	loss	net	avg	td	lg	avg/g
Anderson, Drake	6	87	418	13	405	4.7	3	31	67.5	8	99	458	17	441	4.5	3	31	55.1
Bowser, Isaiah	4	45	175	7	168	3.7	0	21	42.0	15	242	1066	32	1034	4.3	6	55	68.9
Smith, Aidan	4	40	156	51	105	2.6	1	11	26.2	5	40	156	51	105	2.6	1	11	21.0
Johnson, Hunter	4	40	177	88	89	2.2	1	25	22.2	4	40	177	88	89	2.2	1	25	22.2
Brown, Jesse	2	11	85	0	85	7.7	0	35	42.5	16	20	149	0	149	7.4	2	35	9.3
Moten IV, John	4	13	35	4	31	2.4	1	10	7.8	38	133	664	34	630	4.7	6	77	16.6
Marty, Andrew	1	2	16	0	16	8.0	0	16	16.0	1	2	16	0	16	8.0	0	16	16.0
McGowan, Kyric	6	4	14	2	12	3.0	0	13	2.0	31	7	52	6	46	6.6	0	21	1.5
Green, TJ	1	3	14	4	10	3.3	0	13	10.0	13	16	48	16	32	2.0	1	13	2.5
Hull, Evan	1	7	15	5	10	1.4	0	7	10.0	1	7	15	5	10	1.4	0	7	10.0
TEAM	3	3	0	3	-3	-1.0	0	0	-1.0									
Gillikin, Tyler	6	1	0	9	-9	-9.0	0	0	-1.5	33	1	0	9	-9	-9.0	0	0	-0.3
Total	6	256	1105	186	919	3.6	6	35	153.2									
Opponents	6	228	1108	115	993	4.4	7	73	165.5									

Passing	gp	effic	comp-att-int	pct	yds	td	lg	avg/g	gp	effic	comp-att-int	pct	yds	td	lg	avg/g
Johnson, Hunter	4	77.67	43-89-4	48.3	367	1	50	91.8	4	77.67	43-89-4	48.3	367	1	50	91.8
Smith, Aidan	4	68.39	37-83-5	44.6	315	1	23	78.8	5	68.39	37-83-5	44.6	315	1	23	63.0
Green, TJ	1	112.08	6-10-0	60.0	62	0	23	62.0	13	95.37	27-47-1	57.4	236	0	23	18.2
Marty, Andrew	1	-200.00	0-1-1	0.0	0	0	0	0.0	1	-200.00	0-1-1	0.0	0	0	0	0.0
Total	6	73.82	86-183-10	47.0	744	2	50	124.0								
Opponents	6	134.04	106-166-2	63.9	1081	9	49	180.2								

Receiving	gp	no.	yds	avg	td	lg	avg/g	gp	no.	yds	avg	td	lg	avg/g
Lees, Riley	6	22	158	7.2	0	19	26.3	33	62	607	9.8	5	29	18.4
Skowronek, Bennett	3	12	141	11.8	0	20	47.0	30	102	1347	13.2	8	58	44.9
Jefferson, JJ	6	10	132	13.2	2	50	22.0	18	20	313	15.6	4	68	17.4
McGowan, Kyric	6	8	75	9.4	0	16	12.5	31	29	409	14.1	2	77	13.2
Chiaokhiao-Bowman, R	6	7	69	9.9	0	23	11.5	6	7	69	9.9	0	23	11.5
Holman, Berkeley	6	6	51	8.5	0	14	8.5	6	6	51	8.5	0	14	8.5
Moten IV, John	4	5	37	7.4	0	13	9.2	38	17	143	8.4	0	20	3.8
Bowser, Isaiah	4	4	11	2.8	0	6	2.8	15	11	88	8.0	0	15	5.9
Washington, Malik	5	3	18	6.0	0	9	3.6	5	3	18	6.0	0	9	3.6
Mangieri, Charlie	6	3	16	5.3	0	8	2.7	19	3	16	5.3	0	8	0.8
Anderson, Drake	6	3	3	1.0	0	2	0.5	8	3	3	1.0	0	2	0.4
James, Jace	3	2	10	5.0	0	5	3.3	15	5	51	10.2	0	25	3.4
Brown, Jesse	2	1	23	23.0	0	23	11.5	16	1	23	23.0	0	23	1.4
Total	6	86	744	8.7	2	50	124.0							
Opponents	6	106	1081	10.2	9	49	180.2							

Total Offense	g	plays	rush	pass	total	avg/g	g	plays	rush	pass	total	avg/g
Johnson, Hunter	4	129	89	367	456	114.0	4	129	89	367	456	114.0
Smith, Aidan	4	123	105	315	420	105.0	5	123	105	315	420	84.0
Anderson, Drake	6	87	405	0	405	67.5	8	99	441	0	441	55.1
Bowser, Isaiah	4	45	168	0	168	42.0	15	242	1034	0	1034	68.9
Brown, Jesse	2	11	85	0	85	42.5	16	20	149	0	149	9.3
Green, TJ	1	13	10	62	72	72.0	13	63	32	236	268	20.6
Moten IV, John	4	13	31	0	31	7.8	38	133	630	0	630	16.6
Marty, Andrew	1	3	16	0	16	16.0	1	3	16	0	16	16.0
McGowan, Kyric	6	4	12	0	12	2.0	31	7	46	0	46	1.5
Hull, Evan	1	7	10	0	10	10.0	1	7	10	0	10	10.0
TEAM	3	3	-3	0	-3	-1.0						
Gillikin, Tyler	6	1	-9	0	-9	-1.5	33	1	-9	0	-9	-0.3
Total	6	439	919	744	1663	277.2						
Opponents	6	394	993	1081	2074	345.7						

SEASON

CAREER

Scoring			PAT									PAT						
	td	fg	kick	rush	rcv	pass	dxp	saf	pts	td	fg	kick	rush	rcv	pass	dxp	saf	pts
Kuhbander, Charlie	-	7-9	6-6	-	-	-	-	-	27	-	25-34	77-78	-	-	-	-	-	152
Anderson, Drake	3	-	-	-	-	-	-	-	18	3	-	-	-	-	-	-	-	18
Jefferson, JJ	2	-	-	-	-	-	-	-	12	4	-	-	-	-	-	-	-	24
Smith, Aidan	1	-	-	-	-	0-2	-	-	6	1	-	-	-	-	0-2	-	-	6
Johnson, Hunter	1	-	-	-	-	-	-	-	6	1	-	-	-	-	-	-	-	6
Moten IV, John	1	-	-	-	-	-	-	-	6	6	-	-	-	-	-	-	-	36
Total	8	7-9	6-6	-	-	0-2	-	-	75									
Opponents	19	6-10	19-19	-	-	-	-	-	151									

Punt Returns	no.	yds	avg	td	lg	no.	yds	avg	td	lg
Lees, Riley	11	78	7.1	0	20	39	264	6.8	0	39
Jefferson, JJ	3	39	13.0	0	19	3	39	13.0	0	19
Total	14	117	8.4	0	20					
Opponents	15	46	3.1	0	14					

Kick Returns	no.	yds	avg	td	lg	no.	yds	avg	td	lg
Lees, Riley	4	118	29.5	0	50	16	352	22.0	0	50
McGowan, Kyric	2	40	20.0	0	22	15	353	23.5	0	39
Total	6	158	26.3	0	50					
Opponents	14	296	21.1	0	44					

Interceptions	no.	yds	avg	td	lg	no.	yds	avg	td	lg
Fisher, Paddy	1	7	7.0	0	11	3	23	7.7	0	12
Pace, JR	1	0	0.0	0	0	7	49	7.0	0	26
Total	2	7	3.5	0	11					
Opponents	10	100	10.0	1	68					

Fumble Returns	no.	yds	avg	td	lg	no.	yds	avg	td	lg
Newsome II, G.	1	18	18.0	0	18	1	18	18.0	0	18
Total	1	18	18.0	0	18					
Opponents	0	0	0.0	2	0					

All Purpose	g	rush	rcv	pr	kr	ir	total	avg/g	g	rush	rcv	pr	kr	ir	total	avg/g
Anderson, Drake	6	405	3	0	0	0	408	68.0	8	441	3	0	0	0	444	55.5
Lees, Riley	6	0	158	78	118	0	354	59.0	33	35	607	264	352	0	1258	38.1
Bowser, Isaiah	4	168	11	0	0	0	179	44.8	15	1034	88	0	0	0	1122	74.8
Jefferson, JJ	6	0	132	39	0	0	171	28.5	18	-3	313	39	0	0	349	19.4
Skowronek, Benn	3	0	141	0	0	0	141	47.0	30	0	1347	0	0	0	1347	44.9
McGowan, Kyric	6	12	75	0	40	0	127	21.2	31	46	409	0	353	0	808	26.1
Brown, Jesse	2	85	23	0	0	0	108	54.0	16	149	23	0	0	0	172	10.8
Smith, Aidan	4	105	0	0	0	0	105	26.2	5	105	0	0	0	0	105	21.0
Johnson, Hunter	4	89	0	0	0	0	89	22.2	4	89	0	0	0	0	89	22.2
Chiaokhiao-Bow	6	0	69	0	0	0	69	11.5	6	0	69	0	0	0	69	11.5
Moten IV, John	4	31	37	0	0	0	68	17.0	38	630	143	0	184	0	957	25.2
Holman, Berkele	6	0	51	0	0	0	51	8.5	6	0	51	0	0	0	51	8.5
Washington, Mali	5	0	18	0	0	0	18	3.6	5	0	18	0	0	0	18	3.6
Mangieri, Charlie	6	0	16	0	0	0	16	2.7	19	0	16	0	0	0	16	0.8
Marty, Andrew	1	16	0	0	0	0	16	16.0	1	16	0	0	0	0	16	16.0
Green, TJ	1	10	0	0	0	0	10	10.0	13	32	0	0	0	0	32	2.5
Hull, Evan	1	10	0	0	0	0	10	10.0	1	10	0	0	0	0	10	10.0
James, Jace	3	0	10	0	0	0	10	3.3	15	0	51	0	0	0	51	3.4
Fisher, Paddy	6	0	0	0	0	7	7	1.2	33	0	0	0	0	23	23	0.7
TEAM	3	-3	0	0	0	0	-3	-1.0								
Gillikin, Tyler	6	-9	0	0	0	0	-9	-1.5	33	-9	0	0	0	0	-9	-0.3
Total	6	919	744	117	158	7	1945	324.2								
Opponents	6	993	1081	46	296	100	2516	419.3								

Field Goals	att	good	long	blkd	att	good	long	blkd
Kuhbander, Charlie	9	7	44	0	34	25	45	0
Total	9	7	44	0				
Opponents	10	6	55	0				

SEASON

CAREER

Punting	no.	yds	avg	lg	blk	no.	yds	avg	lg	blk
Kubiuk, Daniel	40	1511	37.8	53	0	42	1583	37.7	53	0
David, Andrew	1	42	42.0	42	0	1	42	42.0	42	0
Total	41	1553	37.9	53	0					
Opponents	40	1691	42.3	56	0					

Kickoffs	no.	yds	avg	tb	ob	no.	yds	avg	tb	ob
Finison, Trey	17	1012	59.5	4	0	17	1012	59.5	4	0
Luckenbaugh, Drew	3	157	52.3	0	0	34	1832	53.9	7	0
Total	20	1169	58.5	4	0					
Opponents	28	1672	59.7	15	2					

##	Defensive Leaders	gp	ua	a	total	tfl	sack	int	pbu	fr	ff	blk	gp	ua	a	total	tfl	sack	int	pbu	fr	ff	blk
7	Whillock, T.	6	21	26	47	1.5	1.0	.	.	2	1	.	17	56	48	104	4.5	2.0	.	4	4	1	.
42	Fisher, Paddy	6	26	20	46	3.5	.	1	3	.	2	.	33	154	121	275	17.5	1.0	3	8	1	10	.
51	Gallagher, Blake	6	18	26	44	0.5	33	106	98	204	9.0	.	1	.	1	.	.
28	Bergin, Chris	6	16	27	43	4.0	0.5	.	1	.	.	.	31	51	55	106	8.0	1.5	.	1	2	.	.
97	Gaziano, Joe	6	18	11	29	7.5	4.5	.	.	2	3	.	46	84	49	133	39.0	25.5	.	10	4	10	.
2	Newsome II, G.	6	19	5	24	0.5	.	.	9	1	.	.	12	38	9	47	0.5	.	.	13	1	.	.
91	Miller, Samdup	6	15	8	23	2.5	0.5	33	58	50	108	17.5	7.5	.	3	1	1	.
13	Pace, JR	6	9	14	23	0.0	.	1	1	.	.	.	32	63	46	109	4.5	.	7	10	1	.	.
95	Miller, Alex	6	11	11	22	4.5	2.5	.	1	.	.	.	43	39	31	70	10.0	5.5	.	9	.	.	.
18	Ruiz, Cameron	5	16	6	22	2.0	1	.	17	37	11	48	2.5	.	.	4	1	2	1
99	Brown IV, Earnest	6	8	7	15	2.5	2.0	.	2	.	.	.	31	21	17	38	10.0	6.0	.	5	1	1	.
22	Jackson, Bryce	6	6	3	9	0.0	.	.	1	.	.	.	20	11	6	17	0.0	.	.	1	.	.	.
11	Hampton, A.J.	7	7	2	9	0.0	.	.	1	.	.	.	10	9	3	12	0.0	.	.	1	.	.	.
96	Kent, Trevor	6	3	4	7	1.0	14	3	5	8	1.5	0.5	.	1	.	.	.
9	Campbell, Roder	5	5	1	6	0.0	5	5	1	6	0.0
90	Saunders, Jake	5	2	3	5	0.0	9	2	4	6	0.0
81	Chiaokhiao-Bowman, R	6	3	2	5	0.0	6	3	2	5	0.0
1	Bergin, Joe	6	2	2	4	0.0	35	11	17	28	0.0
53	Leota, Eku	5	1	3	4	1.0	0.5	5	1	3	4	1.0	0.5
93	Spivak, Joe	6	.	4	4	0.5	0.5	21	.	5	5	0.5	0.5
23	Niro, Raymond	6	2	1	3	0.0	.	.	.	1	.	.	6	2	1	3	0.0	.	.	.	1	.	.
8	McGowan, Kyrice	6	3	.	3	0.0	31	6	4	10	0.0
3	Williams, Trae	3	1	1	2	0.0	36	59	27	86	3.0	1.0	2	10	3	3	.
27	Azema, Coco	2	1	1	2	0.0	2	1	1	2	0.0
83	Goens, Trent	6	.	1	1	0.0	41	19	18	37	12.0	6.5	1	2	1	.	.
35	Mueller, Erik	6	1	.	1	0.0	24	4	3	7	0.0
88	Skowronek, Bennett	3	1	.	1	0.0	30	6	.	6	0.0
16	Joseph, Brandon	1	1	.	1	0.0	1	1	.	1	0.0
32	Gallagher, Bryce	1	.	1	1	0.5	1	.	1	1	0.5
21	Mitchell, Cameron	2	1	.	1	0.0	2	1	.	1	0.0
1A	Smith, Aidan	4	1	.	1	0.0	5	1	.	1	0.0
65	Thomas, Jared	6	1	.	1	0.0	37	1	.	1	0.0
40	McIntyre, Peter	5	1	.	1	0.0	11	4	.	4	0.0
12	Jefferson, JJ	6	.	.	.	0.0	18	1	.	1	0.0
	Total	6	220	190	410	32	12	2	19	6	7	.											
	Opponents	6	263	130	393	42	13	10	31	4	8	.											

#15 Johnson, Hunter	Comp	Att	Int	Pct	Yards	TD	Long	Sacked	Effic
Stanford	6	17	2	35.3	55	0	17	2-26	38.94
UNLV	12	25	1	48.0	165	1	50	1-7	108.64
Michigan State	15	26	1	57.7	88	0	18	1-9	78.43
Wisconsin	10	21	0	47.6	59	0	12	3-33	71.22
TOTALS	43	89	4	48.3	367	1	50	7-75	77.67

#1A Smith, Aidan	Comp	Att	Int	Pct	Yards	TD	Long	Sacked	Effic
Michigan State	4	11	2	36.4	38	0	20	1-9	29.02
Wisconsin	8	20	1	40.0	99	1	19	2-16	88.08
Nebraska	19	32	1	59.4	136	0	23	1-1	88.82
Ohio State	6	20	1	30.0	42	0	13	1-9	37.64
TOTALS	37	83	5	44.6	315	1	23	5-35	68.39

#10 Green, TJ	Comp	Att	Int	Pct	Yards	TD	Long	Sacked	Effic
Stanford	6	10	0	60.0	62	0	23	1-1	112.08
TOTALS	6	10	0	60.0	62	0	23	1-1	112.08

#7A Marty, Andrew	Comp	Att	Int	Pct	Yards	TD	Long	Sacked	Effic
Ohio State	0	1	1	0.0	0	0	0	0-0	-200.00
TOTALS	0	1	1	0.0	0	0	0	0-0	-200.00

RUSHING	No-Yds/TD	STAN	UNLV	MSU	WIS	NEB	OSU
Anderson, Drake	87-405/3	2-5/0	26-141/1	17-91/1	16-68/1	13-61/0	13-39/0
Bowser, Isaiah	45-168/0	10-54/0	DNP	13-39/0	6-10/0	DNP	16-65/0
Smith, Aidan	40-105/1	DNP	DNP	6--3/0	7-11/0	16-64/1	11-33/0
Johnson, Hunter	40-89/1	11-13/0	11-55/1	7-13/0	11-8/0	DNP	DNP
Brown, Jesse	11-85/0	2-6/0	9-79/0	DNP	DNP	DNP	DNP
Moten IV, John	13-31/1	5-5/1	2-3/0	DNP	DNP	4-24/0	2--1/0
Marty, Andrew	2-16/0	DNP	DNP	DNP	DNP	DNP	2-16/0
McGowan, Kyric	4-12/0	-	-	-	1-0/0	1--2/0	2-14/0
Green, TJ	3-10/0	3-10/0	DNP	DNP	DNP	DNP	DNP
Hull, Evan RB	7-10/0	DNP	DNP	DNP	DNP	7-10/0	DNP
TEAM	3--3/0	DNP	2--2/0	1--1/0	DNP	-	DNP
Gillikin, Tyler	1--9/0	-	-	-	-	-	1--9/0

RECEIVING	No-Yds/TD	STAN	UNLV	MSU	WIS	NEB	OSU
Lees, Riley	22-158/0	2-11/0	-	5-21/0	5-59/0	7-48/0	3-19/0
Skowronek, B	12-141/0	5-53/0	4-57/0	3-31/0	DNP	DNP	DNP
Jefferson, JJ	10-132/2	1-8/0	2-61/1	-	3-38/1	4-25/0	-
McGowan, Kyric	8-75/0	1-2/0	2-31/0	2-14/0	2-15/0	-	1-13/0
Chiaokhiao-Bowm	7-69/0	-	-	3-28/0	2-14/0	2-27/0	-
Holman, Berkele	6-51/0	-	1-4/0	-	3-34/0	2-13/0	-
Moten IV, John	5-37/0	1-13/0	1-3/0	DNP	DNP	3-21/0	-
Brown, Jesse	1-23/0	1-23/0	-	DNP	DNP	DNP	DNP
Washington, M	3-18/0	DNP	2-9/0	1-9/0	-	-	-
Mangieri, C	3-16/0	1-7/0	-	1-8/0	1-1/0	-	-
Bowser, Isaiah	4-11/0	-	DNP	3-13/0	1--2/0	DNP	-
James, Jace	2-10/0	DNP	DNP	-	DNP	-	2-10/0
Anderson, Drake	3-3/0	-	-	1-2/0	1--1/0	1-2/0	-

Total Tackles	UA-A	Total	STAN	UNLV	MSU	WIS	NEB	OSU
Whillock, T.	21-26	47	6-4	4-3	2-5	6-7	2-5	1-2
Fisher, Paddy	26-20	46	3-3	5-3	5-4	1-4	6-4	6-2
Gallagher, B.	18-26	44	3-3	2-4	6-3	2-5	3-2	2-9
Bergin, Chris	16-27	43	3-7	4-6	4-3	1-5	2-3	2-3
Gaziano, Joe	18-11	29	2-2	5-4	1-0	3-0	4-3	3-2
Newsome II, G.	19-5	24	3-1	2-2	2-0	3-1	2-1	7-0
Pace, JR	9-14	23	3-3	3-2	2-1	0-2	1-3	0-3
Miller, Samdup	15-8	23	2-1	3-1	2-0	5-1	2-1	1-4
Ruiz, Cameron	16-6	22	-	DNP	4-0	2-5	7-1	3-0
Miller, Alex	11-11	22	2-3	1-2	2-2	2-3	4-1	-
Brown IV, E	8-7	15	4-2	1-2	2-1	0-2	1-0	-
Jackson, Bryce	6-3	9	1-0	1-2	3-1	-	-	1-0
Hampton, A.J.	7-2	9	-	1-0	1-1	1-0	-	1-0
Kent, Trevor	3-4	7	1-0	-	1-1	1-0	0-3	-
Campbell, Roder	5-1	6	-	3-1	-	DNP	2-0	-
Saunders, Jake	2-3	5	1-0	DNP	1-2	-	0-1	-
Chiaokhiao-Bowm	3-2	5	1-0	2-2	-	-	-	-
Leota, Eku	1-3	4	0-1	DNP	-	-	-	1-2
Bergin, Joe	2-2	4	1-1	1-1	-	-	-	-
Spivak, Joe	0-4	4	-	0-1	-	-	0-2	0-1
McGowan, Kyric	3-0	3	-	-	2-0	-	-	1-0
Niro, Raymond	2-1	3	-	0-1	-	1-0	-	1-0
Williams, Trae	1-1	2	0-1	1-0	DNP	DNP	DNP	-
Azema, Coco	1-1	2	DNP	DNP	DNP	1-1	-	DNP
Goens, Trent	0-1	1	0-1	-	-	-	-	-
Mitchell, C	1-0	1	DNP	DNP	DNP	DNP	-	1-0
Mueller, Erik	1-0	1	-	-	1-0	-	-	-
Joseph, Brandon	1-0	1	DNP	DNP	DNP	DNP	DNP	1-0
Thomas, Jared	1-0	1	-	-	-	-	1-0	-
Gallagher, Br	0-1	1	DNP	0-1	DNP	DNP	DNP	DNP
Skowronek, B	1-0	1	1-0	-	-	DNP	DNP	DNP
McIntyre, Peter	1-0	1	DNP	-	-	-	1-0	-
Smith, Aidan	1-0	1	DNP	DNP	1-0	-	-	-

The Automated ScoreBook
Northwestern Team Game-by-Game (as of Oct 21, 2019)
All games

TEAM STATISTICS

Date	Opponent	Rushing				Receiving				Passing				Kick Returns				Punt Returns				tot off
		no.	yds	td	lg	no.	yds	td	lg	cmp-att-int	yds	td	lg	no.	yds	td	lg	no.	yds	td	lg	
08/31/19	at Stanford	33	93	1	15	12	117	0	23	12-27-2	117	0	23	1	28	0	28	1	20	0	20	210
Sep 14	UNLV	50	276	2	35	12	165	1	50	12-25-1	165	1	50	1	22	0	22	2	17	0	9	441
Sep 21	MICHIGAN STATE	44	139	1	21	19	126	0	20	19-37-3	126	0	20	1	22	0	22	2	30	0	19	265
Sep 28	at Wisconsin	41	97	1	31	18	158	1	19	18-41-1	158	1	19	1	18	0	18	5	35	0	17	255
Oct 05	at Nebraska	41	157	1	12	19	136	0	23	19-32-1	136	0	23	1	50	0	50	2	3	0	3	293
Oct 18	OHIO STATE	47	157	0	16	6	42	0	13	6-21-2	42	0	13	1	18	0	18	2	12	0	6	199
Northwestern		256	919	6	35	86	744	2	50	86-183-10	744	2	50	6	158	0	50	14	117	0	20	1663
		228	993	7	73	106	1081	9	49	106-166-2	1081	9	49	14	296	0	44	15	46	0	14	2074

Games: 6 • Avg/rush: 3.6 • Avg/catch: 8.7 • Pass effic: 73.82 • KR avg: 26.3 • PR avg: 8.4 • All purpose avg/game: 324.2 • Total offense avg/gm: 277.2

Date	Opponent	Tackles				Sacks	Fumble		Pass Defense			blkd kick	PAT Attempts			off	
		ua	a	total	tfl-yds		ff	fr-yds	int-yds	qbh	brup		kick	rush	rcv	saf	t/o
08/31/1	at Stanford	40	34	74	3.0-6	2.0-4	1	2-18	0-0	1	2	0	1-1	0	0	0	0
Sep 14	UNLV	39	38	77	9.0-26	5.0-19	3	2-0	1-7	0	5	0	3-3	0	0	0	0
Sep 21	MICHIGAN STATE	42	24	66	5.0-23	2.0-8	1	1-0	0-0	3	5	0	1-1	0	0	0	0
Sep 28	at Wisconsin	29	36	65	3.0-9	1.0-6	1	1-0	1-0	1	4	0	0-0	0	0	0	6
Oct 05	at Nebraska	38	30	68	9.0-25	1.0-2	0	0-0	0-0	2	1	0	1-1	0	0	0	0
Oct 18	OHIO STATE	32	28	60	3.0-8	1.0-5	1	0-0	0-0	3	2	0	0-0	0	0	0	0
Northwestern		220	190	410	32.0-97	12.0-44	7	6-18	2-7	10	19	0	6-6	0	0	0	6
		263	130	393	42.0-170	13.0-111	8	4-0	10-100	26	31	0	19-19	0	0	0	52

		Punting									Field Goals			Kickoffs				
Date	Opponent	no.	yds	avg	long	blkd	tb	fc	50+	i20	md-att	long	blkd	no.	yds	avg	tb	ob
08/31/1	at Stanford	4	180	45.0	53	0	0	0	1	3	0-1	0	0	2	109	54.5	0	0
Sep 14	UNLV	4	140	35.0	39	0	0	0	0	2	3-3	44	0	7	398	56.9	0	0
Sep 21	MICHIGAN STATE	6	213	35.5	44	0	0	0	0	0	1-1	39	0	3	181	60.3	1	0
Sep 28	at Wisconsin	10	396	39.6	50	0	0	4	1	2	1-1	29	0	3	181	60.3	0	0
Oct 05	at Nebraska	9	320	35.6	52	0	0	4	1	2	1-2	40	0	3	195	65.0	2	0
Oct 18	OHIO STATE	8	304	38.0	45	0	0	2	0	2	1-1	33	0	2	105	52.5	1	0
Northwestern		41	1553	37.9	53	0	0	10	3	11	7-9	44	0	20	1169	58.5	4	0
		40	1691	42.3	56	0	5	8	11	14	6-10	55	0	28	1672	59.7	15	2

OPPONENT STATISTICS

Date	Opponent	Rushing				Receiving				Passing				Kick Returns				Punt Returns				tot off
		no.	yds	td	lg	no.	yds	td	lg	cmp-att-int	yds	td	lg	no.	yds	td	lg	no.	yds	td	lg	
08/31/19	at Stanford	39	132	0	17	23	233	1	27	23-34-0	233	1	27	2	41	0	25	2	-1	0	0	365
Sep 14	UNLV	36	210	2	65	16	120	0	16	16-26-1	120	0	16	7	136	0	24	2	7	0	4	330
Sep 21	MICHIGAN STATE	40	109	1	13	18	228	3	29	18-31-0	228	3	29	1	31	0	31	4	32	0	14	337
Sep 28	at Wisconsin	36	130	1	15	15	113	0	19	15-24-1	113	0	19	3	69	0	44	3	3	0	3	243
Oct 05	at Nebraska	40	133	1	42	15	186	0	49	15-25-0	186	0	49	1	19	0	19	1	3	0	3	319
Oct 18	OHIO STATE	37	279	2	73	19	201	5	23	19-26-0	201	5	23	0	0	0	0	3	2	0	4	480
Opponents		228	993	7	73	106	1081	9	49	106-166-2	1081	9	49	14	296	0	44	15	46	0	14	2074
		256	919	6	35	86	744	2	50	86-183-10	744	2	50	6	158	0	50	14	117	0	20	1663

Games: 6 • Avg/rush: 4.4 • Avg/catch: 10.2 • Pass effic: 134.04 • KR avg: 21.1 • PR avg: 3.1 • All purpose avg/game: 419.3 • Total offense avg/gm: 345.7

		Tackles				Sacks	Fumble		Pass Defense			blkd	PAT Attempts			off		
Date	Opponent	ua	a	total	tfl-yds	no-yds	ff	fr-yds	int-yds	qbh	brup	kick	kick	rush	rcv	saf	t/o	pts
08/31/1	at Stanford	31	24	55	5.0-29	3.0-27	3	2-0	2-0	5	3	0	2-2	0	0	0	7	17
Sep 14	UNLV	50	22	72	4.0-14	1.0-7	1	0-0	1-0	4	6	0	2-2	0	0	0	7	14
Sep 21	MICHIGAN STATE	54	8	62	8.0-35	2.0-18	0	0-0	3-21	4	5	0	4-4	0	0	0	14	31
Sep 28	at Wisconsin	44	24	68	14.0-63	5.0-49	2	2-0	1-68	7	10	0	3-3	0	0	0	14	24
Oct 05	at Nebraska	43	30	73	6.0-14	1.0-1	2	0-0	1-11	1	2	0	1-1	0	0	0	3	13
Oct 18	OHIO STATE	41	22	63	5.0-15	1.0-9	0	0-0	2-0	5	5	0	7-7	0	0	0	7	52
Opponents		263	130	393	42.0-170	13.0-111	8	4-0	10-100	26	31	0	19-19	0	0	0	52	151
		220	190	410	32.0-97	12.0-44	7	6-18	2-7	10	19	0	6-6	0	0	0	6	75

		Punting									Field Goals			Kickoffs				
Date	Opponent	no.	yds	avg	long	blkd	tb	fc	50+	i20	md-att	long	blkd	no.	yds	avg	tb	ob
08/31/1	at Stanford	5	163	32.6	39	0	1	1	0	1	1-2	51	0	3	193	64.3	2	0
Sep 14	UNLV	5	231	46.2	55	0	0	0	2	1	0-1	0	0	3	159	53.0	1	0
Sep 21	MICHIGAN STATE	6	282	47.0	55	0	1	0	3	2	1-2	26	0	6	342	57.0	3	1
Sep 28	at Wisconsin	9	359	39.9	50	0	2	1	1	4	1-1	36	0	5	348	69.6	4	0
Oct 05	at Nebraska	10	419	41.9	54	0	1	4	2	3	2-3	35	0	3	190	63.3	2	0
Oct 18	OHIO STATE	5	237	47.4	56	0	0	2	3	3	1-1	55	0	8	440	55.0	3	1
Opponents		40	1691	42.3	56	0	5	8	11	14	6-10	55	0	28	1672	59.7	15	2
		41	1553	37.9	53	0	0	10	3	11	7-9	44	0	20	1169	58.5	4	0

The Automated ScoreBook
Northwestern Games Played (as of Oct 21, 2019)
All games

##	PLAYER	GP-GS	STAN	UNLV	MSU	WIS	NEB	OSU
49	Adebawore, A	2/-	...	XXX	...	XXX
6	Anderson, Drake	6/1	XXX	XXX	XXX	XXX	START	XXX
27	Azema, Coco	2/-	XXX	XXX	...
28	Bergin, Chris	6/6	START	START	START	START	START	START
1	Bergin, Joe	6/-	XXX	XXX	XXX	XXX	XXX	XXX
68	Blake, Wyatt	2/-	XXX	XXX
25	Bowser, Isaiah	4/4	START	...	START	START	...	START
99	Brown IV, E	6/-	XXX	XXX	XXX	XXX	XXX	XXX
36	Brown, Jesse	2/1	XXX	START
26	Bullock, Brian	2/-	XXX	...	XXX
9	Campbell, Roder	5/-	XXX	XXX	XXX	...	XXX	XXX
45	Carnifax, Tommy	1/-	XXX
81	Chiaokhiao-Bowm	6/3	XXX	XXX	XXX	START	START	START
34	David, Andrew	1/-	XXX
86	Dennis Jr., W	1/-	XXX
1F	Finison, Trey	6/-	XXX	XXX	XXX	XXX	XXX	XXX
42	Fisher, Paddy	6/6	START	START	START	START	START	START
51	Gallagher, B.	6/6	START	START	START	START	START	START
32	Gallagher, Br	1/-	...	XXX
97	Gaziano, Joe	6/6	START	START	START	START	START	START
52	Gerak, Sam	6/6	START	START	START	START	START	START
43	Gillikin, Tyler	6/-	XXX	XXX	XXX	XXX	XXX	XXX
83	Goens, Trent	6/1	XXX	XXX	XXX	START	XXX	XXX
94	Gold Jr., Jason	1/-	...	XXX
61	Goosen, Jason	1/-	XXX
87	Gordon, Thomas	1/-	...	XXX
10	Green, TJ	1/-	XXX
11	Hampton, A.J.	7/1	XXX	XXX	START	XXX	XXX	XXX
29	Haskins, Tyler	1/-	XXX
82	Heald, Braeden	1/-	XXX
4	Holman, Berkele	6/-	XXX	XXX	XXX	XXX	XXX	XXX
47	Hudetz, Troy	5/-	...	XXX	XXX	XXX	XXX	XXX
29	Hull, Evan	1/-	XXX	...
22	Jackson, Bryce	6/-	XXX	XXX	XXX	XXX	XXX	XXX
5	James, Jace	3/-	XXX	...	XXX	XXX
12	Jefferson, JJ	6/-	XXX	XXX	XXX	XXX	XXX	XXX
15	Johnson, Hunter	4/4	START	START	START	START
16	Joseph, Brandon	1/-	XXX
96	Kent, Trevor	6/6	START	START	START	START	START	START
57	Kolwich, Cam	2/-	...	XXX	XXX
17	Kubiuk, Daniel	6/-	XXX	XXX	XXX	XXX	XXX	XXX
1K	Kuhbander, C	6/-	XXX	XXX	XXX	XXX	XXX	XXX
84	Lansbury, Will	2/-	XXX	...	XXX
19	Lees, Riley	6/6	START	START	START	START	START	START
53	Leota, Eku	5/-	XXX	...	XXX	XXX	XXX	XXX
8C	Link, Cody	4/-	XXX	XXX	XXX	XXX
38	Luckenbaugh, D	1/-	...	XXX

The Automated ScoreBook
Northwestern Games Played (as of Oct 21, 2019)
All games

##	PLAYER	GP-GS	STAN	UNLV	MSU	WIS	NEB	OSU
89	Mangieri, C	6/5	START	START	START	XXX	START	START
41	Mann, Grayson	2/-	XXX	XXX
7A	Marty, Andrew	1/-	XXX
8	McGowan, Kyric	6/6	START	START	START	START	START	START
40	McIntyre, Peter	5/-	...	XXX	XXX	XXX	XXX	XXX
95	Miller, Alex	6/6	START	START	START	START	START	START
91	Miller, Samdup	6/6	START	START	START	START	START	START
21	Mitchell, C	2/-	XXX	XXX
20	Moten IV, John	4/-	XXX	XXX	XXX	XXX
35	Mueller, Erik	6/-	XXX	XXX	XXX	XXX	XXX	XXX
2	Newsome II, G.	6/6	START	START	START	START	START	START
23	Niro, Raymond	6/-	XXX	XXX	XXX	XXX	XXX	XXX
46	O'Rourke, Devin	2/-	XXX	...	XXX
8A	Oelsner, Alex	1/-	XXX
13	Pace, JR	6/6	START	START	START	START	START	START
31	Rivers, Jaylen	4/-	XXX	XXX	XXX	XXX
54	Rowley, Conrad	1/-	XXX
18	Ruiz, Cameron	5/3	XXX	...	XXX	START	START	START
90	Saunders, Jake	5/-	XXX	...	XXX	XXX	XXX	XXX
69	Schmidt, C	4/-	XXX	XXX	XXX	...	XXX	...
2S	Sermons, D	1/-	XXX
88	Skowronek, B	3/3	START	START	START
70	Slater, Rashawn	5/5	START	START	START	START	...	START
1A	Smith, Aidan	4/1	XXX	XXX	START	XXX
48	Snodgrass, Pete	2/-	XXX	XXX
93	Spivak, Joe	6/-	XXX	XXX	XXX	XXX	XXX	XXX
56	Stovall, Sam	5/-	...	XXX	XXX	XXX	XXX	XXX
65	Thomas, Jared	6/6	START	START	START	START	START	START
66	Urban, Nik	6/6	START	START	START	START	START	START
73	Vogel, Gunnar	6/6	START	START	START	START	START	START
14	Washington, M	5/-	...	XXX	XXX	XXX	XXX	XXX
7	Whillock, T.	6/6	START	START	START	START	START	START
85	Whittaker, Jaso	1/-	XXX
76	Wiederkehr, E	6/1	XXX	XXX	XXX	XXX	START	XXX
3	Williams, Trae	3/2	START	START	XXX