

N NEBRASKA FOOTBALL

5 NATIONAL CHAMPIONSHIPS • 46 CONFERENCE TITLES • 53 BOWL GAMES



NEBRASKA
CORNHUSKERS

- **Record:** 4-7 (3-5, Big Ten)
- **Last Game:** lost to Penn St., 56-44
- **Rankings:** Not ranked
- **Coach:** Mike Riley
- **At Nebraska:** 19-18 (3rd year)
- **Career:** 112-98 (17th year)
- **vs. Iowa:** 0-2

GAME 12:

NEBRASKA (4-7, 3-5) VS. IOWA (6-5, 3-5)

NOV. 24, 2017 • 3 P.M. (CT)

LINCOLN, NEB. • MEMORIAL STADIUM

CAPACITY: 85,458 • SURFACE: FIELDTURF

ALL-TIME SERIES: NEBRASKA, 29-15-3

HYVEE HEROES GAME



IOWA
HAWKEYES

- **Record:** 6-5 (3-5, Big Ten)
- **Last Game:** lost to Purdue, 24-15
- **Rankings:** not ranked
- **Coach:** Kirk Ferentz
- **At Iowa:** 141-97 (19th year)
- **Career:** 153-118 (22nd year)
- **vs. Nebraska:** 3-5



FS1

Mark Followill, Play-by-Play
Danny Kanell, Analyst

22

Nebraska will honor 22 individuals who will play in their final game in a Husker uniform on Friday. The group includes 21 seniors and junior Thomas Connely. The group has combined for more than 500 games played and better than 200 career starts.

28

Nebraska will be playing on the Friday after Thanksgiving for the 28th consecutive season dating back to 1990. Nebraska owns a 19-8 record in Thanksgiving Friday games since 1990, and is 3-3 vs. Iowa.

88

Nebraska junior receiver Stanley Morgan Jr. needs 88 receiving yards to become the first 1,000-yard receiver in school history. Morgan is also just 30 yards shy of the NU single-season receiving yardage record entering Friday's game.

THE MATCHUP

Nebraska completes its 2017 season on Friday afternoon at Memorial Stadium when the Huskers play host to Big Ten West rival Iowa. Game time in front of the 361st consecutive sellout in Lincoln is set for 3 p.m. CT, with national television coverage on FS1. The game can also be heard on the IMG Husker Sports Network.

Nebraska comes into the contest with a 4-7 record and a 3-5 mark in Big Ten play, following a 56-44 setback at No. 13 Penn State last Saturday. The Huskers will be looking for their first win over Iowa since an overtime win in Iowa City in 2014.

Iowa heads to Lincoln with a 6-5 overall record, including a 3-5 record in Big Ten Conference action. The Hawkeyes lost to Purdue, 24-15, on Saturday in Iowa City. Iowa has been solid throughout the season with four of its five losses against teams currently in the national rankings. The Hawkeyes feature one of the most opportunistic defenses in the country, forcing a total of 20 turnovers, including four defensive touchdowns.

Nebraska and Iowa will battle for the HyVee Heroes Trophy for the seventh consecutive season. Since Nebraska joined the Big Ten, the schools have each won three games in the series, with the visiting team having won four of the first six meetings as conference opponents.

NEBRASKA FOOTBALL TOP 10

- Nebraska is 893-379-40 all-time, one of only 10 schools with 800 wins.
- The Cornhuskers are fifth all-time with their 893 victories.
- Nebraska has won five national titles (1970, 1971, 1994, 1995, 1997).
- The Huskers have won an NCAA record 46 conference championships.
- Nebraska's 53 all-time bowl appearances rank second in NCAA history.
- Three Huskers have won the Heisman Trophy (Rodgers, Rozier, Crouch).
- Nebraska's 107 football Academic All-Americans lead the nation.
- The Huskers have 110 first-team All-Americans in school history.
- Nebraska football is the only team in any sport in NCAA history to total 100 athletic and academic All-Americans.
- Memorial Stadium has been sold out every game since Nov. 3, 1962, a streak of 361 consecutive sellouts. (including Iowa)



HUSKER RADIO

Greg Sharpe
Matt Davison
Ben McLaughlin

NATIONAL SIMULCASTS

• Sirius:84 • XM: 84

1 NEBRASKA 43
ARKANSAS STATE 36

Saturday, Sept. 2 • 7 p.m. (BTN)
Lincoln, Neb. • Memorial Stadium

2 OREGON 42
NEBRASKA 35

Saturday, Sept. 9 • 3:30 p.m. (FOX)
Eugene, Ore. • Autzen Stadium

3 NORTHERN ILLINOIS 21
NEBRASKA 17

Saturday, Sept. 16 • 11 a.m. (FS1)
Lincoln, Neb. • Memorial Stadium

4 NEBRASKA 27
RUTGERS 17

Saturday, Sept. 23 • 2:30 p.m. (BTN)
Lincoln, Neb. • Memorial Stadium

5 NEBRASKA 28
ILLINOIS 6

Friday, Sept. 29 • 7 p.m. (FS1)
Champaign, Ill. • Memorial Stadium

6 #9 WISCONSIN 38
NEBRASKA 17

Saturday, Oct. 7 • 7 p.m. (BTN)
Lincoln, Neb. • Memorial Stadium

7 #9 OHIO STATE 56
NEBRASKA 14

Saturday, Oct. 14 • 6:30 p.m. (FS1)
Lincoln, Neb. • Memorial Stadium

8 NEBRASKA 25
PURDUE 24

Saturday, Oct. 28 • 6:30 pm. (BTN)
West Lafayette, Ind. • Ross-Ade Stadium

9 NORTHWESTERN 31
NEBRASKA 24 (OT)

Saturday, Nov. 4 • 2:30 p.m. (BTN)
Lincoln, Neb. • Memorial Stadium

10 MINNESOTA 54
NEBRASKA 21

Saturday, Nov. 11 • 11 a.m. (FS1)
Minneapolis, Minn. • TCF Bank Stadium

11 #13 PENN STATE 56
NEBRASKA 44

Saturday, Nov. 18 • 3 p.m. (FS1)
University Park, Pa. • Beaver Stadium

12 IOWA 6-5
NEBRASKA 4-7

Friday, Nov. 24 • 3 p.m. (FS1)
Lincoln, Neb. • Memorial Stadium

NEBRASKA COMMUNICATIONS

One Memorial Stadium
P.O. Box 880123
Lincoln, NE 68588-0123
(402) 472-2263
sportsinfo@huskers.com

Shipping Address: 600 Stadium Drive

FOOTBALL CONTACTS

Credential Requests..... Huskers.com/Media

Assistant A.D./Communications... Keith Mann

Phone.....402-472-0237
E-Mail.....kmann@huskers.com

Sr. Assoc. Comm. Director . Shamus McKnight

Phone.....402-472-7772
E-Mail.....smcknight@huskers.com

Associate Comm. DirectorMatt Smith

Phone.....402-472-7780
E-Mail.....msmith@huskers.com

Admin. Associate (Credentials) .. Vicki Capazo

Phone.....402-472-2263
E-Mail.....vcapazo@huskers.com

Huskers.com • @Huskers

GENERAL MEDIA POLICIES

All player and coach interviews must be arranged at least one day in advance through the Nebraska Communications Office. Contact Keith Mann, Shamus McKnight, Matt Smith or Erica Nett. All post-practice interviews will be conducted at the practice site. Interviews will not be conducted in the weight room, Student Life Complex, training room, hallways or the tunnel leading from the locker room to the field. The Nebraska locker room, training room and football office meeting rooms are **OFF-LIMITS** to the media. When arriving for post-practice interviews, media should wait in the Hawks Center lobby, or access Memorial Stadium through Gate 11 entrance if practice is in the stadium.

Requested players are available (depending on class schedules) at the Monday press conferences (11:30 a.m.-1 p.m.) and after practice on the field on Tuesday. Player cell phone numbers will **NOT** be given to the media.

Practices are **CLOSED** to the media and to the general public during the season. Media will be allowed to shoot photos/video at the start of practice on Tuesdays (app. 15 minutes). A Communications representative will be on hand during the open portion of practice.

After all games, Nebraska's locker room is closed. Head Coach Mike Riley, coordinators and requested players will be brought to the postgame interview room after a 10-minute cooling off period. At home, the postgame interview room is located in the strength complex of the Osborne Athletic Complex. Media are asked to wait to set up equipment until the conclusion of halftime. On the road, Coach Riley, assistant coaches and requested players will be brought to the designated interview area. Please note, **NO INTERVIEWS** will be conducted on the field as the players are returning to the locker room.

NEBRASKA MEDIA INFORMATION AND POLICIES

COACH AND PLAYER AVAILABILITY

MONDAY

Nebraska Weekly Press Conference

Coach Riley will be available in the West Stadium Level 6 at Memorial Stadium at 11:30 a.m. CT. The press conference will be available free at Huskers.com. Players will follow Coach Riley at the press conference.

Following Monday practice, assistant coaches will be available on the practice field. No player interviews will be conducted following Monday practice.

TUESDAY

Big Ten Teleconference (Mike Riley - 11:24 a.m. CT)

To participate on the teleconference, media members should call 1-866-392-7674. Contact the Big Ten Conference Office for the weekly passcode. The calls will be available for playback approximately two hours after each conference at www.bigten.org.

- 11:00 a.m. – Chris Ash, Rutgers
- 11:08 a.m. – Jim Harbaugh, Michigan
- 11:16 a.m. – Paul Chryst, Wisconsin
- **11:24 a.m. – MIKE RILEY, NEBRASKA**
- 11:32 a.m. – Mark Dantonio, Michigan State
- 11:40 a.m. – Kirk Ferentz, Iowa
- 11:48 a.m. – P.J. Fleck, Minnesota
- 11:56 a.m. – Pat Fitzgerald, Northwestern
- 12:04 p.m. – Lovie Smith, Illinois
- 12:12 p.m. – DJ Durkin, Maryland
- 12:20 p.m. – Jeff Brohm, Purdue
- 12:28 p.m. – James Franklin, Penn State
- 12:36 p.m. – Urban Meyer, Ohio State
- 12:44 p.m. – Tom Allen, Indiana

A group of players not at Monday's press conference and assistant coaches will be available on the field after practice.

WEDNESDAY

Coach Riley available after practice on field.

THURSDAY

No Media Availability.

RILEY PHONE INTERVIEWS

Media wishing to try to arrange a phone interview may contact Keith Mann for availability. Please contact the Communications Office as far in advance as possible.

STUDENT-ATHLETE PHONE INTERVIEWS

Out-of-town media requesting phone interviews with players should contact Keith Mann or Shamus McKnight with those requests, preferably on Sundays, but no later than 10 a.m. CT on Monday of game week. Other than rare exceptions, these interviews will take place only during the Monday press conference window or the Tuesday post-practice player availability.

S-A/COACH MUG SHOTS

Action photos and/or a flash drive of Nebraska mug shots may be obtained by calling or e-mailing the Nebraska Communications Office.

HUSKERS.COM

Huskers.com is the official site of Nebraska Athletics and includes updated stats, game notes, depth chart and extensive quotes and audio and video clips from Nebraska's Monday press conference, including Coach Riley and selected players in the afternoon.

CREDENTIALS

Media may make credential requests for home games on-line at Huskers.com/media. Follow the steps on the web site to complete the application. You will receive an e-mail confirming your application, and approval/denial e-mail. Contact Vicki Capazo at (402) 472-2263 with questions. Once again this season, photo ID will be required to gain access to the stadium on game day and the name on your photo ID and credential must match. Single-game credentials will not be mailed and must be picked up on game day at media will call.

TELECONFERENCE/SATELLITE FEED/FTP

For video of Nebraska's press conferences contact the Communications Office. All of Coach Riley's press conferences are available live on Huskers.com. Several players will follow Riley at the press conference.

MEDIA GUIDE AND SUPPLEMENT ON-LINE

PDF versions of the 2017 Nebraska media guide and media supplement are available on Huskers.com. Please go to the "Football" page, on the right menu, click on "2017 Media Guide" and proceed.

BANK OF THE WEST NEBRASKA FOOTBALL SHOW "DAY BY DAY"

The Nebraska Football television show will air on several affiliates throughout the 2017 season. The stations and times are as follows:

- KOLN/KGIN-Lincoln (Sunday, 10:35 p.m.)
- KNPL-North Platte (Sunday, 10:35 p.m.)
- KMTV-Omaha (Sunday, 11 p.m.)
- Fox Sports Midwest-Monday, 1 p.m.

The N-Side Nebraska show will follow the half-hour football show and feature all 24 of Nebraska's sports, including football during the fall.

IMG HUSKER SPORTS RADIO NETWORK

The Husker IMG Sports Network will continue the strong tradition of broadcasting excellence in 2017, as it brings NU football to fans across the nation and the world.

In the state of Nebraska, KXSP (590 AM) and KEZO (92.3 FM) serve as the Omaha affiliates. KLIN (1400 AM) along with KFGE (98.1 FM) remain the Lincoln affiliates, while KRVN (880 AM) is a powerful central Nebraska affiliate that reaches around the state. All radio broadcasts are available live on Huskers.com, the Official Husker App, TuneIn.com, the TuneIn Radio App and SiriusXM Satellite Radio.

2017 NEBRASKA STATIONS

- Ainsworth: 1400 AM
- Alliance: 1400 AM
- Beatrice: 1450 AM
- Broken Bow: 95.3 FM
- Chadron: 610 AM
- Columbus: 900 AM/101.1 FM
- Cozad: 1580 AM
- Fairbury: 1310 AM/99.5 FM
- Falls City: 1230 AM
- Fremont: 105.5 FM
- Grand Island: 1430 AM/97.3 FM
- Hastings: 1230 AM/94.5 FM
- Holdrege: 1380 AM/97.7 FM
- Imperial: 102.9 FM
- Kearney: 1340/105.9
- Lexington: 880 AM
- Lincoln: 1400 AM/98.1 FM
- McCook: 93.9/102.1 FM
- Neb. City: 1600 AM/103.1 FM
- Norfolk: 94.7 FM
- North Platte: 1240 AM/103.5 FM
- Ogallala: 93.5 FM
- Omaha: 590 AM/92.3 FM
- Scottsbluff: 960 AM/94.1 FM
- Sidney: 1340 AM/98.7 FM
- Superior: 1600 AM/103.9 FM
- Valentine: 940 AM
- West Point: 840/98.3 AM
- York: 1370 AM

WEEKLY MEDIA CALENDAR: NEBRASKA VS. IOWA (NOV. 20-24)

MONDAY, NOV. 20	TUESDAY, NOV. 21	WEDNESDAY, NOV. 22	THURSDAY, NOV. 23	FRIDAY, NOV. 24	SATURDAY, NOV. 25
PRESS CONFERENCE 11 a.m. - Lunch 11:30 a.m. - Mike Riley <i>Student-Athletes to follow</i>	BIG TEN CONF. CALL 11 a.m. - Call begins 11:24 a.m. - Mike Riley <i>Details: Contact Big Ten</i>		HAPPY THANSIVING	GAME DAY Nebraska vs. Iowa 3 p.m. CT (FS1)	REGULAR SEASON COMPLETE
PRACTICE 5:30 - 6:45 p.m. <i>Available after practice:</i> • Offensive assistant coaches	PRACTICE 3:35 - 5:35 p.m. <i>Available after practice:</i> • Defensive assistant coaches • Requested S-A	PRACTICE 3:35 - 5:20 p.m. <i>Available after practice:</i> • Mike Riley	PRACTICE Afternoon Walk-thru in Lincoln NO MEDIA ACCESS	POST-GAME Post-game interview area <i>Available after game:</i> • Mike Riley • Coordinators • Requested players	

NEBRASKA-IOWA SERIES

Games: 47

Standing: Nebraska leads, 29-15-3

At Lincoln: Nebraska leads, 14-4-1

At Memorial Stadium: Nebraska leads, 11-3

NEBRASKA-IOWA SERIES AS BIG TEN OPPONENTS

Date	Site	Rank NU/IOWA	Result	Score
11/25/2011	Lincoln	21/	W	20-7
11/23/2012	Iowa City	17/	W	13-7
11/29/2013	Lincoln	/	L	17-38
11/28/2014	Iowa City	/	W	37-34 (ot)
11/27/2015	Lincoln	/3	L	20-28
11/25/2016	Iowa City	17/	L	10-40

Series scoring	Total	Average
Nebraska	784	16.6
Iowa	561	11.9

- The visiting team has won four of six meetings in the series since 2011 when Nebraska joined the Big Ten.
- Nebraska and Iowa met 41 times as non-conference opponents prior to NU joining the Big Ten. Nebraska won the final three games as non-conference foes (1982, 1999, 2000).

HEROES TROPHY AT STAKE IN FRIDAY'S NU-IOWA CLASH

Nebraska and Iowa will battle for the Heroes Trophy when they hit the field at Memorial Stadium on Friday. The HyVee Heroes Game is the annual trophy game between Nebraska and Iowa.



While both teams aim to win the trophy on the field, both Nebraska and Iowa wished to make their annual meeting about more than just winning a football game. With that in mind, the schools partnered together to not only create a trophy, but to use a national stage to honor a citizen hero from each state.

In addition to the trophy that will be claimed by the winner of the game, both an Iowa and Nebraska native will be honored for extraordinary acts. Those winners will be announced early this week.

NEBRASKA CONTINUES LONG "RED" FRIDAY TRADITION

Nebraska will continue its long-standing tradition of playing on the day after Thanksgiving. This Friday's game with Iowa will mark the 28th consecutive season the Huskers have played on Thanksgiving Friday.

NU met Oklahoma in the final six seasons of the Big Eight Conference (1990 to 1995), then played Colorado in all 15 of the Huskers' Big 12 Conference years (1996 to 2010), before taking on Iowa each of the past six seasons.

Nebraska and Iowa are also scheduled to conclude the season against each other on the day after Thanksgiving in 2018 and 2019.

- Nebraska owns a 19-8 record since 1990 in games on the day after Thanksgiving, including a 5-1 record against Oklahoma, an 11-4 mark against Colorado and 3-3 against Iowa.
- Nebraska is 11-4 at home in Thanksgiving Friday games since 1990, including 1-2 against the Hawkeyes.

- In addition to the past six years, Nebraska and Iowa also closed the regular season against each other nine times from 1892 to 1916.

NEBRASKA TO CELEBRATE SENIOR DAY ON FRIDAY

Prior to Friday's game, Nebraska will recognize 22 players who will be putting on a Husker uniform for the final time.

That group includes the following:

- Drew Brown, PK, Southlake, Texas
- Brett Classen, WR, Medina, Minn.
- Thomas Connely, LB, Kearney, Neb.
- Erik Evans, DL, Waverly, Neb.
- Tyler Hoppes, TE, Lincoln, Neb.
- Chris Jones, CB, Jacksonville, Fla.
- Harrison Jordan, FB, Omaha, Neb.
- Boaz Joseph, DB, Weston, Fla.
- Joshua Kalu, DB, Houston, Texas
- Connor Ketter, TE, Norfolk, Neb.
- David Knevel, OL, Brantford, Ontario, Canada
- Joel Lopez, DL, Saint Charles, Ill.
- Luke McNitt, FB, Kearney, Neb.
- A.J. Natter, DL, Milton, Wis.
- Marcus Newby, LB, Gaithersburg, Md.
- De'Mornay Pierson-El, WR, Alexandria, Va.
- Gabe Rahn, WR, Le Mars, Iowa
- Kramer Rath, PK, Lincoln, Neb.
- Adam Taylor, IB, Katy, Texas
- Matt Watts, OL, Stockton, Calif.
- Chris Weber, LB, Omaha, Neb.
- Kieron Williams, Shreveport, La.

Together, those players have combined for more than 500 games played, including more than 200 starts. In the classroom, the 22 student-athletes have combined for 68 appearances on the Nebraska Scholar-Athlete Honor Roll and 13 appointments to the Academic All-Big Ten team. The group has also combined for 48 appearances on the Tom Osborne Citizenship Team for their community outreach efforts.

Three players have left their mark on Nebraska's all-time record book.

- Drew Brown ranks second in Husker history with 59 career field goals and is fourth with 353 career points. His 50 career starts are fourth in Nebraska history.
- Joshua Kalu has recorded 207 tackles in his career, a total which ranks sixth among all defensive backs in Husker history.
- De'Mornay Pierson-El ranks 11th all-time at Nebraska with 97 receptions and is 14th with 1,270 receiving yards. Pierson-El has also totaled 904 career punt return yards - good for third in school history.



BIG TEN STANDINGS

WEST DIVISION

Place	Team	Overall	Big Ten
1.	Wisconsin	11-0	8-0
2.	Northwestern	8-3	6-2
3.	Iowa	6-5	3-5
	Purdue	5-6	3-5
	Nebraska	4-7	3-5
6.	Minnesota	5-6	2-6
7.	Illinois	2-9	0-8

EAST DIVISION

Place	Team	Overall	Big Ten
1.	Ohio State	9-2	7-1
2.	Penn State	9-2	6-2
	Michigan State	8-3	6-2
4.	Michigan	8-3	5-3
5.	Rutgers	4-7	3-5
6.	Indiana	5-6	2-6
	Maryland	4-7	2-6

2017 HUSKER HONORS

Drew Brown, Sr., PK

- Lou Groza Award Watch List (1 of 30)
- Wuerffel Trophy Watch List (1 of 109)
- Senior Bowl Watch List
- Senior CLASS Award Nominee

Nick Gates, Jr., OT

- Outland Trophy Watch List (1 of 81)

Chris Jones, Sr., DB

- Thorpe Award Watch List (1 of 45)

Joshua Kalu, Sr., DB

- Lott IMPACT Award Watch List
- Senior Bowl Watch List

David Knevel, Sr., OT

- Senior Bowl Watch List

Tanner Lee, Jr., QB

- Johnny Unitas Award Watch List

De'Mornay Pierson-El, Sr., WR/PR

- Paul Hornung Award Watch List (1 of 46)

Ben Stille, Fr., LB

- Big Ten Freshman of the Week (vs. Illinois)

Mick Stoltenberg, Jr., DL

- CoSIDA Academic All-District 7

Chris Weber, Sr., LB

- Campbell Trophy Finalist (1 of 13)
- CoSIDA Academic All-District 7
- AFCA Good Works Team Nominee (1 of 146)

LAST TIME OUT**PENN STATE 56, NEBRASKA 44**

Team Stats	NU	PSU
First Downs	21	32
Rushes-Yards	26-67	35-263
Passes	26-41-0	26-39-0
Passing Yards	399	346
Total Offense	466	609
3rd Downs	5-of-15	8-of-12
Turnovers	0	1
Penalties	9-89	5-39
Time of Possession	29:49	30:11

NU Rushing Leader

Mikale Wilbon—10 carries, 53 yards, 2 TD

NU Passing Leader

Tanner Lee—26-41-0, 399 yards, 3 TD

NU Receiving Leaders

Stanley Morgan Jr.—7 receptions, 185 yards, TD

JD Spielman—6 receptions, 96 yards

De'Mornay Pierson-El—4 receptions, 54 yards, TD

Tyler Hoppes—6 receptions, 43 yards

NU Defensive Leaders

Marcus Newby—5 UT, 5 AT, 10 TT, PBU

Mohamed Barry—4 UT, 3 AT, 7 TT, PBU

NU Special Teams Leaders

Caleb Lightbourn—42.4 ypp, 2 inside 20

NOTING GAME 11

- Nebraska junior receiver **Stanley Morgan Jr.** had seven receptions for a career-high 185 yards. The yardage total was the second-best single-game effort in school history.
- The 185-yard effort marked Morgan's fifth 100-yard receiving game of the season, setting a Nebraska season record.
- Quarterback **Tanner Lee** threw for 399 yards, the second-highest total of his Nebraska career and the eighth-best single-game passing effort in NU history.
- Freshman receiver **JD Spielman** had 96 receiving yards to push his season total to more than 800 receiving yards. Spielman and Morgan became the first NU duo to record 800 receiving yards in the same season.
- Senior tight end **Tyler Hoppes** caught a career-high six passes for 43 yards.
- Senior kicker **Drew Brown** made the 50th start of his Nebraska career, becoming the fourth Husker with 50 career starts.
- Senior linebacker **Marcus Newby** tied his career high with 10 tackles.

BOB ELLIOTT TO BE REMEMBERED AT FRIDAY'S GAME

Both the Nebraska and Iowa football programs will remember Bob Elliott at Friday's game, with members of the Elliott family on hand. Elliott (1953-2017) passed away in July after being hired in February to coach the Husker safeties. He began his coaching career as an Iowa graduate assistant in 1976 and returned to Iowa City as a Hawkeye assistant coach for 11 seasons from 1987 to 1998.

As a player, Elliott was a two-time Academic All-American at Iowa. The Elliott family also has other ties to Nebraska and Iowa. Bob's father, Pete, was Nebraska's head coach in 1956 - becoming NU's youngest head football coach in modern history at age 29 - while Bob's uncle Charles "Bump" Elliott served as Iowa's athletic director from 1970-99.

SENIOR LINEBACKER WEBER NAMED NFF SCHOLAR-ATHLETE

Nebraska linebacker Chris Weber joined an elite group of scholar-athletes on Nov. 1, as the senior was one of 13 finalists by the National Football Foundation and College Hall of Fame for the 2017 William V. Campbell Trophy, presented by Fidelity Investments®.

As a finalist, Weber will receive an \$18,000 postgraduate scholarship as a member of the NFF National Scholar-Athlete Class, and will travel to New York City in December for the 60th annual NFF Awards Dinner on Dec. 5.

Weber is Nebraska's first Campbell Trophy finalist since Spencer Long in 2013, and the 23rd Husker football player to receive this prestigious honor for achievement on the playing field and in the classroom. Weber looks to become NU's third Campbell Trophy winner, joining Kyle Vanden Bosch (2000) and Rob Zatechka (1994).

Weber has started 10 of 11 games and leads the Huskers in tackles (88) and tackles for loss (8). He has four games of at least 10 tackles. In the classroom, Weber carries a 3.96 GPA and has already been accepted to medical school at UNMC. He is a three-time CoSIDA Academic All-District VII selection and a three-time Distinguished Big Ten Scholar.

WEBER, STOLTENBERG EARN ACADEMIC ALL-DISTRICT HONORS

Weber and junior defensive lineman Mick Stoltzenberg were both named to the Academic All-District 7 first team by the College Sports Information Directors of America (CoSIDA) last week. Weber is an academic all-district selection for the third consecutive year, while Stoltzenberg made the team for the second straight season.

A nutrition science major, Weber will graduate next month. A native of Gretna, Neb., Stoltzenberg is a management major who carries a 3.43 cumulative GPA. A five-time Nebraska Scholar-Athlete Honor Roll member, Stoltzenberg earned academic All-Big Ten honors in his first season of eligibility for the award in 2016. Despite his junior status, Stoltzenberg is on track to graduate next month and play his senior season as a graduate student.

With their first-team appointments, Weber and Stoltzenberg will both move on to the Academic All-America ballot, with the 2017 CoSIDA Academic All-Americans announced in December. The University of Nebraska leads the nation with 329 Academic All-Americans across all sports, while the Husker football program has produced 107 CoSIDA Academic All-Americans, the most of any sport in NCAA history.

RILEY IN THIRD SEASON AT HELM OF HUSKER PROGRAM

Head Coach Mike Riley is in his third season as the Nebraska head coach in 2017. Riley has guided the Huskers to a 19-18 record.

- Riley is in his 26th season as a head coach, tying for the second-most experience of any FBS head coach entering the 2017 season.
- Riley is one of eight active FBS head coaches who also has experience as an NFL head coach.
- Riley owns 16 victories over nationally ranked opponents during his college head coaching tenure.

RUSHING BATTLE OFTEN HOLDS THE KEY TO SUCCESS

The 2017 season has continued a tell-tale statistic for Nebraska. NU has outrushed the opponent in three of its four victories, but has struggled recently in the run game.

Nebraska was out-gained on the ground by Penn State, 263-67, in last week's loss.

- Nebraska is 17-3 under Head Coach Mike Riley when out-rushing the opposition, and has won 15 straight games when having an advantage in that category.
- In three seasons under Coach Riley, Nebraska is 9-0 when rushing for 200 yards or more, including 4-0 records in both 2015 and 2016.
- Nebraska has held four opponents this season to fewer than 100 rushing yards, winning three of those contests.

HUSKERS STRIVING FOR MORE BALANCE ON OFFENSE

The Nebraska offense will look to establish a more balanced attack in the season finale against Iowa. NU averages 284.5 passing yards per game to rank third in the Big Ten and 27th nationally. NU is averaging just 111.2 rushing yards per game.

NU produced its most efficient offensive effort of the year in the win at Illinois on Sept. 29. Nebraska rushed 38 times for 165 yards, while completing 17-of-24 passes for 246 yards.

The Huskers showed great balance to open the season against Arkansas State, rushing for 225 yards while passing for 238 yards. That game was the first time NU had topped 200 yards in both rushing and passing since accomplishing that feat in three straight games in 2016.

- The balanced attack in the opener produced a rare individual stat milestone. Tre Bryant rushed for 192 yards, while Stanley Morgan Jr. had 102 receiving yards. That was the first time NU had a 100-yard rusher and receiver in the

same game since a 2014 victory over Illinois when Ameer Abdullah ran for 208 yards and Kenny Bell had 105 receiving yards.

- Bryant and Morgan duplicated the feat at Oregon, with Bryant rushing for 107 yards and Morgan adding 103 receiving yards. It marked the first time NU had consecutive games with a 100-yard rusher and a 100-yard receiver since 1983.
- Nebraska has five individual 100-yard rushing games in 2017, including three by Ozigbo and two by Bryant. Last season, Nebraska had a total of four 100-yard rushing games.
- The Huskers have had a total of nine 100-yard receiving games--a school-record five by Morgan, two by JD Spielman and one each by De'Mornay Pierson-El and Tyler Hoppes.

HUSKER BALL CONTROL

Nebraska's offense has been at its best when it shows the ability to control the football. The Huskers had great success in that department in wins over Rutgers, Illinois and Purdue.

- Against Illinois, Nebraska scored touchdowns on all three of its first half possessions. NU reached the end zone on its first three possessions for the first time since a 2009 game against Arkansas State.
- The Huskers had three scoring drives of at least 88 yards at Illinois. NU has nine scoring drives this season that have covered at least 85 yards, including a pair of drives covering better than 90 yards last week at Penn State.
- In the second half of wins over Rutgers and Illinois, Nebraska held the ball for 22:50 and 18:39, respectively.
- Nebraska had 35:00 of possession time at Purdue, with more than 8:00 in all four quarters. Nebraska possessed the ball for 18:11 in the second half as it rallied from a 12-point fourth-quarter deficit.
- Nebraska produced a season-long drive in terms of plays and time against Northwestern. The Huskers drove 18 plays over 9:24 for a field goal in the third quarter.

LEE'S PASSING TALENT LEADS NEBRASKA OFFENSE

Quarterback Tanner Lee has had a productive first season as the Nebraska starter, highlighted by guiding NU to a come-from-behind win at Purdue. Lee threw for a career-high 431 yards in a 25-24 win over the Boilermakers, tying for the fourth-most yards in school history.

Lee threw for 399 yards and three touchdowns at Penn State. Entering the season finale he has completed nearly 58 percent of his passes for 2,938 yards and 21 touchdowns. His passing total has moved him into fourth place on the NU season passing chart.

Lee has passed for at least 200 yards in nine of 11 games, and has three 300-yard passing games (Ohio State, Purdue, Penn State).

The Tulane transfer also had an efficient game at Illinois. Lee completed 17-of-24 passes for 246 yards and three touchdowns. The game

was his best as a Husker in terms of completion percentage, NCAA passer rating while tying his NU best with three TD passes.

- Lee's 2,938 passing yards are the most for a quarterback in their first season at Nebraska, surpassing Zac Taylor's 2,653 yards in 2005.
- Lee is 62 yards from the fourth 3,000-yard passing season in school history and within striking distance of second place on the NU season passing chart.
- Lee has at least two touchdown passes eight times in 2017.
- Lee's 21 touchdowns are sixth on the Nebraska single-season list, five shy of the NU record of 26 by Zac Taylor in 2006.
- Lee ranks second in the Big Ten in passing yards per game and third in the conference in total offense.
- Lee's back-to-back 300-yard passing games against Ohio State and Purdue marked the first time an NU quarterback had consecutive 300-yard passing games since 2015. It was also the first time a Husker quarterback had consecutive 300-yard passing games in conference play since 2008.
- Lee was the first Nebraska quarterback to throw for 200 yards in their first three Nebraska starts since Joe Ganz did so in his first five starts spanning the 2007 and 2008 seasons.
- The 238 passing yards by Lee vs. ASU were the third-most by an NU quarterback in their starting debut. The yardage total trailed only Ryker Fyfe (407 yards at Purdue, 2015) and Joe Ganz (405 yards at Kansas, 2007). Lee's 238 yards were the most passing yards by a first-time starter in a Husker win.
- Lee has made 30 collegiate starts, including 19 as the starting quarterback at Tulane in 2014 and 2015.

NEBRASKA SEASON PASSING YARDS

Rk.	Player, Year	Yards
1.	Joe Ganz, 2008	3,568
2.	Zac Taylor, 2006	3,197
3.	Tommy Armstrong Jr., 2015	3,030
4.	Tanner Lee, 2017	2,938
5.	Taylor Martinez, 2012	2,871

NU FEATURES TRIPLE THREAT OF WIDEOUTS IN PASSING ATTACK

Nebraska entered 2017 with the luxury of two veteran and proven pass catchers to lead the receiving corps. Senior De'Mornay Pierson-El and junior Stanley Morgan Jr. both had extensive playing experience entering 2017.

Both players have had strong 2017 seasons, and continue to climb Nebraska season and career charts. Redshirt freshman JD Spielman has emerged to give Nebraska three dangerous receiving options.

Morgan is coming off a career-high 185 receiving yards on seven catches at Penn State. He enters the Iowa game with 54 receptions for 912 yards and eight touchdowns. Morgan is in position not only to break the single-season receiving yardage record of 942 yards, but also to become the first 1,000-yard single-season receiver in Husker history.

OFFENSE GAME-BY-GAME

RUSHING

Game	Att.	Yds.	TD	Long
ASU	38	225	2	35
ORE	29	109	2	25
NIU	36	85	2	25
RU	47	197	1	20
ILL	38	165	1	20
WIS	26	110	0	28
OSU	16	44	0	11
PUR	27	40	0	20
NW	31	112	0	40
MINN	33	69	2	14
PSU	26	67	3	24
IOWA				

PASSING

Game	Passes	Yds.	TD	Long	Sacks
ASU	19-32-0	238	2	44	1-7
ORE	19-41-4	252	3	35	3-13
NIU	25-47-3	299	0	36	3-24
RU	13-26-2	109	2	18	0-0
ILL	17-24-0	246	3	45	2-16
WIS	18-35-1	271	1	80	1-7
OSU	27-47-1	349	2	77	0-0
PUR	32-50-0	431	2	46	3-21
NW	21-38-3	225	2	32	1-10
MINN	25-36-0	311	1	44	6-41
PSU	26-41-0	399	3	51	4-25
IOWA					

DEFENSE GAME-BY-GAME

RUSHING DEFENSE

Game	Att.	Yds.	TD	Long
ASU	21	82	0	14
ORE	44	201	3	28
NIU	31	85	1	19
RU	24	68	1	13
ILL	37	93	0	19
WIS	49	353	3	75
OSU	47	279	3	52
PUR	38	199	2	30
NW	45	232	4	24
MINN	45	409	6	73
PSU	35	263	4	65
IOWA				

PASSING DEFENSE

Game	Passes	Yds.	TD	Long	Sacks
ASU	46-68-2	415	3	38	1-5
ORE	25-33-1	365	3	51	0-0
NIU	15-23-0	128	0	47	2-14
RU	15-29-2	126	0	19	0-0
ILL	10-16-1	106	0	19	5-32
WIS	9-17-1	113	1	31	1-6
OSU	31-39-0	354	5	31	1-7
PUR	16-28-0	164	1	25	1-3
NW	19-35-2	243	0	42	0-0
MINN	9-16-0	105	0	23	1-14
PSU	26-39-0	346	4	43	2-4
IOWA					

SACKS/TFL

Game	Sacks	Yds.	TFL	Yards
ASU	1	5	2	6
ORE	0	0	2	11
NIU	2	14	5	30
RU	0	0	3	7
ILL	5	32	10	47
WIS	1	6	1	6
OSU	1	7	5	13
PUR	1	3	2	5
NW	0	0	2	3
MINN	1	14	4	18
PSU	2	4	2	4
IOWA				

NEBRASKA UNDER RILEY

Overall	19-18
vs. AP Ranked Teams	2-6
vs. AP Top 10 Teams	1-4
vs. Unranked Teams	17-12
vs. Big Ten Teams	12-13
Home	12-8
Road	6-9
Neutral	1-1
In August	0-0
In September	9-4
In October	5-7
In November	4-6
In December	1-1
In January	0-0
When Rushing for 200 or more yards	9-0
When Rushing for 300 or more yards	2-0
When Passing for 200 or more yards	15-13
When Passing for 300 or more yards	5-6
When NU player rushes for 100 yards	9-2
When NU has two 100-yard rushers	0-0
When NU player has 100 yards receiving	5-8
When Opponent has 100 Yd. Rusher	2-14
When Scoring 35 or More Points	9-3
When Holding Opponent to 10 Pts. or less	4-0
When forcing three or more turnovers	3-0
When Nebraska scores first	14-4
When Nebraska leads at halftime	12-2
When Nebraska trails at halftime	6-16
When Nebraska is tied at halftime	1-0
Games decided by 11 points or more	10-7
Games decided by 10 or less	8-11
Games decided by 7 or less	6-9
Games decided by 3 or less	3-4
Overtime games	0-3

2017 TEAM GAME-BY-GAME**TURNOVER MARGIN**

Game	Turnovers			Takeaways			+/-
	Fumb.	INT	Total	Fumb.	INT	Total	
ASU	0	0	0	0	2	2	+2
ORE	0	4	4	1	1	2	-2
NIU	0	3	3	1	0	0	-2
RUT	0	2	2	0	2	2	0
ILL	1	0	1	0	1	1	0
WIS	1	1	2	0	1	1	-1
OSU	0	1	1	0	0	0	-1
PUR	0	0	0	0	0	0	0
NW	0	3	3	0	2	2	-1
MINN	0	0	0	0	0	0	0
PSU	0	0	0	1	0	0	+1
IOWA							

PENALTIES

Game	NU		Opponent	
	Pen.	Yds.	Pen.	Yds.
ASU	8	75	9	63
ORE	3	25	12	103
NIU	5	48	3	25
RUT	6	46	4	35
ILL	5	70	5	49
WIS	4	35	8	78
OSU	12	104	7	53
PUR	9	95	7	63
NW	7	68	6	65
MINN	4	54	3	35
PSU	9	89	5	39
IOWA				

Morgan ranks among the conference leaders in all receiving categories and had a game-winning touchdown at Purdue with 14 seconds left.

Spielman produced a Nebraska record 200-yard receiving day on 11 catches against Ohio State. He has 55 receptions for 830 yards, and has set Husker freshman receiving records for yards and catches. Morgan and Spielman are the first duo of NU receivers to top 800 receiving yards in the same season.

Pierson-El has caught 42 passes for 584 yards and five touchdowns.

- Morgan ranks second in the Big Ten in receiving yards (912), first in receiving yards per game (91.2 ypg), first in receiving touchdowns (8) and he is first in 100-yard receiving games (5).
- The 912 receiving yards by Morgan rank fourth on the NU season list, 30 yards from the school record of 942 yards by Johnny Rodgers in 1972. Morgan's 54 catches rank eighth on the single-season reception list.

SEASON RECEPTIONS

Rk.	Player, Year	Receptions
1.	Marlon Lucky, 2007	75
2.	Jordan Westerkamp, 2015	65
3.	Nate Swift, 2008	63
4.	Todd Peterson, 2008	62
5.	Maurice Purify, 2007	57
6.	Johnny Rodgers, 1972	55
7.	JD Spielman, 2017	55
8.	Stanley Morgan Jr., 2017	54
9.	Johnny Rodgers, 1971	53
10.	Kenny Bell, 2013	52

SEASON RECEIVING YARDS

Rk.	Player, Year	Yards
1.	Johnny Rodgers, 1972	942
2.	Nate Swift, 2008	941
3.	Jordan Westerkamp, 2015	918
4.	Stanley Morgan Jr., 2017	912
5.	Johnny Rodgers, 1971	872
6.	Kenny Bell, 2012	863
7.	JD Spielman, 2017	830
8.	Maurice Purify, 2007	814
9.	Niles Paul, 2009	796
10.	Kenny Bell, 2014	788

- Morgan opened the 2017 season with a pair of 100-yard receiving games. He was the first player in Nebraska history to have 100 receiving yards in each of the first two games.
- Morgan had seven catches for 103 yards and two touchdowns at Oregon, setting then-career highs in all three categories. He had touchdown catches of 28 and 18 yards at Oregon, marking his first career multiple-TD game.
- He added his third 100-yard receiving game of 2017 with a then-career-high 115 yards against Wisconsin, and produced his fourth with 112 yards at Purdue.
- Morgan's 185-yard effort at Penn State was not only a career receiving high, but ranked as the No. 2 receiving day in NU history, trailing only Spielman's record day against Ohio State.
- The Penn State game marked Morgan's fifth 100-yard receiving game, setting a school record. The previous record of four had been accomplished six times.
- He moved into the top 10 on the NU career yardage list against Northwestern and now ranks sixth in school history with 1,669 career receiving yards.

• Morgan caught an 80-yard touchdown pass from Tanner Lee against Wisconsin, marking the seventh-longest pass play in NU history. It was the longest pass for Nebraska since the 2014 Gator Bowl.

- Morgan has eight touchdown receptions this season, the sixth-most in NU history.
- Morgan has at least one catch in 25 straight games, the fifth-longest stretch in NU history.
- Pierson-El earned All-America honors as a punt returner in 2014 and has continued to grow as a receiver. He has 42 receptions for 584 yards and five touchdowns in 2017.
- He had a 12-yard touchdown against Arkansas State, then added four catches for 67 yards and a touchdown at Oregon. Pierson-El tied his career high with eight receptions against Northern Illinois, while his 101 receiving yards was just one shy of his career best. He had an 8-yard TD catch against Rutgers and a 45-yard touchdown reception at Illinois, the second-longest catch of his career.
- Pierson-El joined Morgan in the 1,000-yard club against Wisconsin. Pierson-El has 97 receptions for 1,270 yards in his NU career to rank 11th and 14th, respectively, in school history.
- Pierson-El is a versatile performer who is an electrifying punt returner and is used in the NU run game. He had his 12th career punt return of at least 25 yards, with a 63-yarder against Rutgers to set up a touchdown. The 63-yard return was the third-longest of his career.
- Pierson-El has 904 career punt return yards, good for third in school history. His yardage total is seventh among active FBS players.

CAREER RECEIVING YARDS

Rk.	Player	Yards
1.	Kenny Bell	2,689
2.	Johnny Rodgers	2,479
3.	Nate Swift	2,476
4.	Jordan Westerkamp	2,474
5.	Terrence Nunn	1,762
6.	Stanley Morgan Jr.	1,669
7.	Todd Peterson	1,602
8.	Niles Paul	1,532
9.	Quincy Enunwa	1,526
10.	Matt Davison	1,456
11.	Maurice Purify	1,444
12.	Marlon Lucky	1,379
13.	Brandon Reilly	1,275
14.	De'Mornay Pierson-El	1,270

CAREER RECEPTIONS

Rk.	Player	Receptions
1.	Kenny Bell	181
2.	Jordan Westerkamp	167
3.	Nate Swift	166
4.	Johnny Rodgers	143
5.	Terrence Nunn	136
6.	Marlon Lucky	135
7.	Quincy Enunwa	115
8.	Stanley Morgan Jr.	112
9.	Todd Peterson	108
10.	Niles Paul	103
11.	De'Mornay Pierson-El	97
12.	Matt Davison	93

SPIELMAN HAVING BREAKOUT FRESHMAN SEASON

Redshirt freshman JD Spielman has joined the duo of Morgan and Pierson-El in pacing the Nebraska passing game. Spielman has taken his game to a higher level in Big Ten play, and has shattered freshman records in the process. Spielman is a strong contender for freshman All-America honors.

- Against Ohio State, Spielman set a Nebraska single-game record with 200 receiving yards, shattering the previous record of 167 yards. Spielman also set a freshman record with 11 receptions, tied for the third-most in a game by any NU player.
- Spielman's 200 yard-effort against Ohio State is the second-best receiving total in the Big Ten this season. It is also the most receiving yards by a freshman in the FBS ranks in 2017.
- Spielman added his second 100-yard receiving game with nine catches for 141 yards at Minnesota.
- Spielman has been outstanding on third and fourth downs. He has 23 receptions on third down and seven on fourth down. His seven fourth-down catches lead the nation, and the 23 third-down catches are tied for second in the nation. The 30 combined 3rd and 4th down catches are best in the nation. Spielman's 350 third-down receiving yards are also the most in the nation.
- With six receptions for 96 yards at Penn State, Spielman increased his season totals to 55 catches for 830 yards and four touchdowns. The receptions and yardage totals are Nebraska freshman records, easily bettering the 45 receptions and 641 receiving yards by Nate Swift in 2005.
- Spielman's reception and yardage totals rank sixth and seventh, respectively, on the single-season NU lists.
- Among FBS freshmen, Spielman ranks first in receiving yards, second in receptions and second in all-purpose yards.
- In Big Ten games, Spielman leads the league by averaging 88.1 receiving yards per game. Teammate Stanley Morgan is the only Big Ten player within 10 yards of Spielman's average.
- In addition to 141 receiving yards at Minnesota, Spielman had 150 kickoff return yards for 291 all-purpose yards. That was the fifth-best total in NU history and second-best by a freshman.
- Spielman's 1,572 all-purpose yards are a school freshman record, bettering the previous record of 1,259 yards by Ahman Green in 1995.
- Spielman ranks third in the Big Ten in all-purpose yards at 144.5 yards per contest. In league games only, he averages 157.8 all-purpose yards.

SPIELMAN'S NU FROSH RECORDS

Receptions-55 (previous record, 45)
Receiving Yards-830 (previous record, 641)
All-Purpose Yards-1,572 (previous record, 1,259)

HOPPES ADDS THREAT FROM TIGHT END POSITION

Senior tight end Tyler Hoppes has been a key part of Nebraska's offense. Hoppes has caught 30 passes for 340 yards and three touchdowns.

- Hoppes' 30 receptions are the most for an NU tight end in nine seasons. Hoppes needs three catches against Iowa to break the Nebraska season tight ends reception record of 32 catches by Mike McNeill in 2008.
- Against Purdue, Hoppes caught five passes for 105 yards and a touchdown. His 105 receiving yards marked the first 100-yard receiving game for an NU tight end since Sean Hill had three catches for 129 yards against Ball State in 2007.
- Hoppes had a career-high six catches at Penn State on Saturday.

GATES CONTINUES TO HOLD DOWN LEFT SIDE OF O-LINE

Junior Nick Gates is the most game-tested of a veteran Nebraska offensive line.

- Gates leads the way with 34 career starts, the most of any offensive player.
- Gates has started 24 consecutive games at left tackle. The streak is the longest by a Husker at the position since Dave Volk started 25 straight games at left tackle in 2000 and 2001.

The stability of Gates at left tackle has been important in the 2017 season. Injuries forced Nebraska to start three players at right tackle in the first four games. NU has shifted to new starters at right tackle and center, and replaced its right guard and center again the past three weeks because of injuries.

HUSKER BACKS SHARING THE LOAD IN RUN GAME

Sophomore I-back Tre Bryant started strong in 2017 with impressive rushing efforts in the first two games. However, he missed the next several games with a knee injury and underwent season-ending surgery in late October.

In Bryant's absence, juniors Devine Ozigbo and Mikale Wilbon have shown the Huskers have strong depth at the position.

Ozigbo had three consecutive 100-yard rushing games against Rutgers, Illinois and Wisconsin. He churned out 101 yards on a career-high 24 carries against Rutgers, 106 yards at Illinois, and a career-high 112 yards against Wisconsin.

- Ozigbo was the first Husker to post three straight 100-yard rushing games since Ameer Abdullah accomplished the feat in September of 2014. His three 100-yard rushing games are sixth in the Big Ten.
- Ozigbo was the first back to eclipse the century mark against Wisconsin since LSU's Leonard Fournette did so in the 2016 season opener.

Wilbon rushed for a career-high 90 yards against Northern Illinois, and had a pair of rushing scores at Penn State.

Bryant carried 31 times for 192 yards and a touchdown in the season opener. It marked the most rushing yards for a Husker in 25 games. He added 20 carries for 107 yards and a touchdown at Oregon before being injured.

NATIONAL RANKINGS

ASSOCIATED PRESS (NOV. 19)

Rk.	Team (1st)	Record	Points
1.	Alabama (58)	11-0	1,522
2.	Miami (3)	10-0	1,433
3.	Oklahoma	10-1	1,370
4.	Clemson	10-1	1,355
5.	Wisconsin	11-0	1,328
6.	Auburn	9-2	1,203
7.	Georgia	10-1	1,157
8.	Ohio State	9-2	1,064
9.	Notre Dame	9-2	1,023
10.	TCU	9-2	906
11.	USC	10-2	891
12.	Penn State	9-2	888
13.	UCF	10-0	833
14.	Washington State	9-2	697
15.	Washington	9-2	613
16.	Mississippi State	8-3	573
17.	Memphis	9-1	496
18.	Oklahoma State	8-3	422
19.	LSU	8-3	415
20.	Stanford	8-3	407
21.	Michigan State	8-3	366
22.	South Florida	9-1	247
23.	Northwestern	8-3	232
24.	Virginia Tech	8-3	136
25.	Boise State	9-2	96

USA TODAY COACHES (NOV. 19)

Rk.	Team (1st)	Record	Points
1.	Alabama (64)	11-0	1,600
2.	Miami	10-0	1,492
3.	Clemson	10-1	1,429
4.	Wisconsin	11-0	1,414
5.	Oklahoma	10-1	1,408
6.	Auburn	9-2	1,271
7.	Georgia	10-1	1,221
8.	Ohio State	9-2	1,103
9.	Notre Dame	9-2	1,019
10.	USC	10-2	976
11.	Penn State	9-2	956
12.	UCF	10-0	915
13.	TCU	9-2	861
14.	Washington	9-2	735
15.	Washington State	9-2	684
16.	Memphis	9-1	566
17.	Mississippi State	8-3	552
18.	LSU	8-3	430
19.	South Florida	9-1	388
20.	Stanford	8-3	383
21.	Oklahoma State	8-3	366
22.	Michigan State	8-3	326
23.	Northwestern	8-3	243
24.	Boise State	9-2	124
25.	Virginia Tech	8-3	119

HOME OF THE HUSKERS

Memorial Stadium's history dates back more than 90 years. In the fall of 1922, a drive for \$430,000 in stadium construction funds was undertaken by faculty, students, alumni and friends of the University.

The stadium was named Memorial Stadium to honor all Nebraskans who served in the Civil and Spanish-American Wars; the 751 Nebraskans who died in World War I; the 3,839 in World War II; the 225 in Korea; the 422 in Vietnam; and those in Iraq.

Construction was completed in a few more than 90 working days and Memorial Stadium was dedicated on Oct. 20, 1923, at the Homecoming game in which Nebraska was held to a scoreless tie by Kansas.

The field at Memorial Stadium was named Tom Osborne Field - after the Huskers' legendary Hall-of-Fame coach - in 1998, one year after Osborne's retirement following 25 years and 255 victories as Nebraska's head coach.

TOP 10 HOME CROWDS

Rk.	Date	Opponent	Atten.
1.	Sept. 20, 2014	Miami	91,585
2.	Sept. 14, 2013	UCLA	91,471
3.	Aug. 30, 2014	Fla. Atlantic	91,441
4.	Nov. 29, 2013	Iowa	91,260
5.	Sept. 27, 2014	Illinois	91,225
6.	Nov. 22, 2014	Minnesota	91,186
7.	Aug. 31, 2013	Wyoming	91,185
8.	Nov. 2, 2013	Northwestern	91,140
9.	Nov. 1, 2014	Purdue	91,107
10.	Oct. 25, 2014	Rutgers	91,088

TOP 5 SEASON ATTENDANCE

Rk.	Year	Games	Total	Avg.
1.	2014	7	638,744	91,249
2.	2013	8	727,466	90,933
3.	2016	7	631,402	90,200
4.	2015	7	629,986	89,998
5.	2009	7	601,216	85,888

LONGEST HOME WIN STREAKS

Rk.	Began	Ended	Wins
1.	Oct. 19, 1991	Oct. 31, 1998	47
2.	Sept. 28, 1901	Oct. 20, 1906	33
3.	Nov. 27, 1998	Nov. 2, 2002	26
4.	Sept. 27, 1969	Nov. 23, 1972	23
5.	Oct. 3, 1981	Nov. 17, 1984	21

Note: All streaks at Memorial Stadium, except for the 33-game home winning streak from 1901 to 1906, which occurred prior to Memorial Stadium opening in 1923.



WEBER, YOUNG ANCHORING BLACKSHIRT LINEBACKERS

Junior Dedrick Young II and senior Chris Weber serve as the anchors of Nebraska's linebacking corps in 2017.

A team captain, Weber leads the team with 88 tackles, including four double-figure tackle games. He also leads the team in tackles for loss (8) and is second in pass breakups (5).

- Weber needs 12 tackles against Iowa to post the first 100-tackle season by a Husker since Zaire Anderson had 103 tackles in 2014.
- Weber had a complete game at Illinois, recording nine tackles, two tackles for loss, while adding his first career sack and first career interception.
- Weber has reached double figures in tackles against Oregon (10), Ohio State (15) Purdue (12) and Northwestern (11). He has seven double-figure tackle efforts in his career.

Young played on the outside the past two seasons, but moved inside this fall to give NU a veteran tandem on the inside as the Huskers transitioned from a 4-3 defensive scheme to a 3-4 attack.

- Young totaled 121 tackles in his first two seasons. He was only the third Husker to record 100 tackles prior to his junior season. He ranks second among all 2017 Huskers in career tackles despite his junior status.
- Young has 72 tackles this season to rank second on the squad. Young had a career-high 14 tackles against Ohio State. His 193 career tackles leave him seven tackles shy of becoming the 36th Husker with 200 career tackles.

JONES AND KALU SOLIDIFY SECONDARY

Nebraska has been forced to battle through its share of injuries in 2017. No area has been harder hit than the Nebraska secondary.

The position group suffered a significant loss this summer when senior cornerback Chris Jones went down with a knee injury. Jones returned against Wisconsin as part of the Huskers' cornerback rotation, and has started the past five games.

The injury bug has continued to plague the secondary throughout the season. Senior Joshua Kalu injured his hamstring in the first half at Oregon and missed 3 1/2 games. He returned to the starting lineup against Wisconsin and had a career-high 10 tackles and two breakups. Kalu has two interceptions, a team-high six PBU and 39 tackles in 2017.

Kalu had started all 29 games over the past two-plus seasons. After lining up at cornerback in his first three years, Kalu moved to safety this spring.

One of five team captains, Kalu will leave his mark in the NU record book despite missing a third of his senior year.

- Kalu opened the season with an interception and a pass breakup against Arkansas State. The interception was the sixth of his career and gave him at least one interception in each of his four seasons as a Husker. He added his seventh career pick against Northwestern.

- Kalu is one of only five players at Nebraska to record at least one interception in four consecutive seasons. The other players to have at least one interception in four straight seasons since World War II are Mike Brown (1996-99), Ralph Brown (1996-99), Tyrone Byrd (1989-92) and Tom Novak (1946-49).

- Kalu has 207 career tackles and is just the sixth Husker defensive back to post 200 career tackles. Had he remained at cornerback, Kalu would have broken the NU cornerback record of 192 career tackles.

DEFENSIVE BACK CAREER TACKLES

Rk.	Player	Tackles
1.	Mike Brown	287
2.	Nathan Gerry	273
3.	Daniel Bullocks	226
4.	Larry Asante	224
5.	Tyrone Byrd	209
6.	Joshua Kalu	207

- Kalu has 27 career pass breakups to rank in a tie for seventh in school history.

SENIOR KICKER DREW BROWN HITS 50 CAREER STARTS

Place-kicker Drew Brown is in his final season with the Huskers and has put together four solid seasons as a starter.

Brown made his 50th career start on Saturday at Penn State and became only the fourth player in NU history with 50 career starts. The list includes his brother, Kris, who started 51 career games at kicker from 1995 to 1998.

NU PLAYERS WITH 50 CAREER STARTS

Alex Henery, PK, 2007-10	53
Ralph Brown, CB, 1996-99	52
Kris Brown, PK, 1995-98	51
Drew Brown, PK, 2014-17	50

One of the nation's top kickers since 2014, Brown earned honorable-mention All-Big Ten recognition in 2016 and was a second-team all-conference pick in 2015. Brown is a strong contender for All-Big Ten honors in 2017.

Brown has made 12-of-14 field goals this season and is perfect on 35 extra-point attempts. He had a 4-of-4 effort on field goals at Purdue, the second-highest total of his career. Brown has made his last seven field goals. He connected on a field goal at Penn State, giving him 17 straight made field goals away from Lincoln.

Brown had a streak of 13 straight made field goals prior to a miss against Illinois in 2016, tying for the third-longest streak in NU history.

- Brown's four field goals at Purdue included a season-long 44-yard field goal.
- Brown has 59 career field goals, two ahead of his brother, Kris, for second place on the NU career field goals list.
- Brown has 353 career points to rank fourth in school history.
- Brown's 353 career points are 14th among active Football Bowl Subdivision Players. His 59 field goals are ninth among active players.

MOST FIELD GOALS IN HUSKER HISTORY

Rk.	Player, Year	FG
1.	Alex Henery, 2007-10	68
2.	Drew Brown, 2014-present	59
3.	Kris Brown, 1995-98	57

CAREER SCORING

Rk.	Player, Year	Points
1.	Alex Henery, 2007-10	397
2.	Kris Brown, 1995-98	388
3.	Eric Crouch, 1998-2001	368
4.	Drew Brown, 2014-present	353

- Brown connected on a career-long 51-yard field goal against Purdue in 2016 and has made 21 field goals of at least 40 yards in his career. He is 19-of-26 in his career from 40-49 yards.
- Brown and his brother, Kris, are the only two players in school history to connect on at least 10 field goals in each of their four seasons as a Husker.
- Brown was the first player in NU history with 100-point seasons as both a freshman and sophomore.
- Brown's 21 field goals in 2015 were second on the NU season list. He made each of his last 11 attempts that season.
- Brown made five field goals against Southern Miss in 2015, all in the first half. The five field goals in a half tied an NCAA record. The five field goals were the most ever by a Husker in Lincoln, and tied a Memorial Stadium record held by two opposing kickers.

HUSKERS STRIVING FOR SPECIAL TEAMS CONSISTENCY

Nebraska has had several bright spots in its special teams play in 2017. In addition to Drew Brown's continued strong place-kicking NU has been solid in punting and kickoff returns.

- Redshirt freshman JD Spielman had a 99-yard kickoff return for a touchdown in the first quarter of the season opener against Arkansas State. His return tied for the fifth-longest in school history and was the first kickoff return score by a Husker since Kenny Bell had a 99-yarder at Penn State in 2013. Spielman averages 24.8 yards per return.
- Sophomore punter Caleb Lightbourn averaged a career-best 48.0 yards on four punts against Ohio State. A week earlier he had set a then-career best by 47.4 yards on five punts against Wisconsin, including a career-long 69-yard punt. He had four punts of at least 50 yards against Northern Illinois.
- Lightbourn is averaging 42.1 yards per punt this season. He has 12 punts of at least 50 yards this season and has pinned the opposition inside the 20-yard line 20 times.

VETERANS LEADING YOUNG 2017 HUSKER TEAM

The 2017 version of Nebraska football is one of the youngest teams in the Big Ten. Coupled with that youth, Nebraska does feature several players with extensive starting experience. Eleven players have at least 20 career starts at Nebraska, led by place-kicker Drew Brown with 50 career starts.

Overall, Nebraska has 23 players with at least 10 collegiate starts, including quarterback Tanner Lee, who made 19 starts at Tulane and has started each game in 2017 with the Huskers.

MOST EXPERIENCED HUSKER STARTERS

Player, Pos.	Career Starts
Drew Brown, PK	50
Joshua Kalu, S	36
Nick Gates, OT	34
Dedrick Young II, LB	30
Tanner Lee, QB*	30
Freedom Akinmoladun, DE	28
Chris Jones, CB	25
Caleb Lightbourn, P	23
Aaron Williams, S	21
De'Mornay Pierson-El, WR	21
Mick Stoltenberg, NT	20
*-19 starts at Tulane, 2014-15	

NUMEROUS HUSKERS MAKE FIRST CAREER STARTS IN 2017

Due to injuries and youth, Nebraska has had a number of players make their first career starts in 2017. The start by tight end Jack Stoll at Minnesota brought Nebraska's first-time starters total in 2017 to 20 players.

FIRST-TIME STARTERS IN 2017

- Luke Gifford, Jr., LB (7)
- Tyler Hoppes, Sr., TE (10)
- Connor Ketter, Sr., TE (8)
- Eric Lee Jr., Jr., CB (6)
- Brenden Jaimes, Fr., OT (8)
- Michael Decker, So., C (5)
- Mikale Wilbon, Jr., IB (5)
- JD Spielman, RFr., WR (4)
- Sedrick King, Jr., LB (3)
- Tre Bryant, IB (2)
- Matt Farniok, RFr., OT (4)
- Gabe Rahn, Sr., WR (1)
- Ben Stille, RFr., LB (1)
- Dicaprio Bootle, RFr., DB (1)
- Conor Young, So., WR (1)
- Mohamed Barry, So., LB (2)
- Alex Davis, So., LB (4)
- Tyjon Lindsey, Fr., WR (1)
- Marquel Dismuke, RFr., S (1)
- Jack Stoll, RFr., TE (1)

JAIMES IN RARE COMPANY FOR NU OFFENSIVE LINEMEN

True freshman Brenden Jaimes has lined up as the starter at right tackle the past eight games. Jaimes originally started at right tackle where senior David Knevel and redshirt freshman Matt Farniok were out with injury, but has continued to hold the No. 1 spot.

A native of Austin, Texas, Jaimes' eight starts are the most ever for a Nebraska true freshman offensive lineman.

HUSKER HIGHLIGHTS

1

Nebraska football is the only team in any sport in NCAA history to boast 100 athletic All-Americans and 100 academic All-Americans.

3

Three Huskers have won the Heisman Trophy, all since 1972. Johnny Rodgers won in 1972, Mike Rozier in 1983 and Eric Crouch in 2001.

5

Nebraska ranks fifth in NCAA history with 893 all-time victories. The Huskers are one of only 10 teams with 800 all-time wins.

5

Nebraska has won five national titles: 1970, 1971, 1994, 1995 and 1997. The Huskers have won the second-most national titles of any school in the country since 1970.

9

Nebraska ranks ninth nationally with a total of 23 former players and coaches (17 players, six coaches) who have been enshrined in the College Football Hall of Fame.

24

Nebraska leads the nation with a former Husker on a Super Bowl roster for 24 consecutive years.

46

The Huskers have won 46 conference titles in program history, the most of any school in the country. This includes 33 perfect conference seasons and 27 unbeaten seasons.

53

Nebraska ranks third in NCAA history with 53 all-time bowl appearances. The Huskers are one of only five teams to appear in 50 bowl games.

55

Nebraska is one of only five programs to have at least one player selected in each of the past 55 NFL Drafts.

107

Nebraska football has totaled 107 CoSIDA Academic All-Americans, the most of any team in any sport in NCAA history.


329

Across all sports, the University of Nebraska has totaled a nation-leading 329 CoSIDA Academic All-Americans, 74 more than any other school.

361

Memorial Stadium has been sold out for an NCAA-record 361 consecutive games dating back to Nov. 3, 1962. (includes Iowa)








NATIONAL TITLES (SINCE 1970)

	ALABAMA CRIMSON TIDE	10
	NEBRASKA CORNHUSKERS	5
	MIAMI HURRICANES	5

COACHES NATIONAL TITLES

	ALABAMA CRIMSON TIDE	9
	OKLAHOMA SOONERS	6
	USC TROJANS	5
	NEBRASKA CORNHUSKERS	4

AP NATIONAL TITLES

	ALABAMA CRIMSON TIDE	10
	NOTRE DAME FIGHTING IRISH	8
	OKLAHOMA SOONERS	7
	MIAMI HURRICANES	5
	OHIO STATE BUCKEYES	5
	USC TROJANS	5
	NEBRASKA CORNHUSKERS	4

9-WIN SEASONS

	NEBRASKA CORNHUSKERS	50
	ALABAMA CRIMSON TIDE	48
	OKLAHOMA SOONERS	45

10-WIN SEASONS

	OKLAHOMA SOONERS	38
	ALABAMA CRIMSON TIDE	37
	MICHIGAN WOLVERINES	28
	NEBRASKA CORNHUSKERS	27

Jaimes is just the fifth true freshman offensive lineman to start a game at NU since 1972, and the first since 2011. He is also just the 11th offensive lineman to play at Nebraska as a true freshman.

TRUE FRESHMAN OL STARTERS IN NEBRASKA HISTORY (SINCE 1972)

- Matt Slauson, OG (3 games, 2005)
- Jacob Hickman, C (1 game, 2006)
- Javorio Burkes, OT (3 games, 2007)
- Tyler Moore, OT (4 games, 2011)
- Brenden Jaimes, OT (8 games, 2017)

YOUTH DOMINATES NU ROSTER

The large number of first-time starters throughout the season is indicative of a young 2017 Husker roster.

Nearly two-thirds of the squad is comprised of underclassmen, as 81 of the Huskers' 129 players are either freshmen or sophomores. Among players on Nebraska's offensive and defensive two-deep depth charts, 32 of 63 players are freshmen or sophomores. Nebraska has just five seniors listed on its defensive two-deep.

UNDERCLASSMEN BY POSITION GROUP

Group	Underclassmen	Total
Quarterbacks	3	4
Linebackers	16	22
Offensive Line	14	20
Tight Ends	6	9
Wide Receivers	10	16
Running Backs	6	12
Defensive Line	8	16

INJURY BUG PLAGUES 2017 HUSKERS

Nebraska continues to battle through an injury-riddled 2017 season. The injury hits started in the summer when All-America candidate cornerback Chris Jones was sidelined with a knee injury. Jones has played the past five games, but took time to round into form.

Nebraska running back starter Tre Bryant went down with a knee injury after two games and missed the next five games, before undergoing season-ending knee surgery in late October.

Nebraska has been without several starters or key reserves for several weeks. Linemen Tanner Farmer and Michael Decker were lost for the season at Purdue, and linebacker Luke Gifford was a defensive stalwart for the first seven games before being lost for the season with a hip injury.

- Through 11 games, Nebraska has lost 41 games by projected starters to injury.

PROJECTED STARTERS GAMES MISSED

- Chris Jones, Sr., CB, 5 games
- David Knevel, Sr., OT, 4 games
- Joshua Kalu, Sr., S, 3 games
- Tre Bryant, So., RB, 9 games
- Marcus Newby, Sr., LB, 2 games
- Stanley Morgan Jr., Jr., WR, 1 game
- Cole Conrad, Jr., C, 1 game
- Mikale Wilbon, Jr., RB, 1 game
- Aaron Williams, Jr., S, 3 games
- Antonio Reed, Jr., S, 2 games
- Luke Gifford, Jr., LB, 4 games
- Michael Decker, Jr., OL, 3 games
- Tanner Farmer, Jr., OL, 3 games

NEBRASKA LOOKS TO CLIMB IN TURNOVER MARGIN

Nebraska will face an opportunistic Iowa defense on Friday. The Huskers have turned the ball over 16 times this season, after committing just 14 turnovers in 2016. In 2016, Nebraska produced its first positive turnover margin (+5) since 2009.

In 2017, Nebraska is at -4 in the category heading into Friday's game with Iowa.

- The Huskers were turnover-free against Arkansas State, while intercepting two Red Wolves' passes.
- Since the opener, Nebraska has been a combined -6 in turnover margin.
- The Penn State game ended a long streak for Nebraska. The Huskers were +1 in the turnover margin against the Nittany Lions, but suffered a 12-point loss. The setback ended a streak of 20 consecutive wins when winning the turnover margin. Nebraska is now 8-1 under Mike Riley when winning the turnover battle.

FIVE PLAYERS SERVING AS 2017 TEAM CAPTAINS

Five players are serving as 2017 captains as voted by their teammates. The group consists of three seniors and two juniors, and three players on offense and two defenders. The 2017 captains also include three Nebraska natives and two players who began their career as walk-ons before earning scholarships.

2017 NEBRASKA TEAM CAPTAINS

- Jerald Foster, Jr., OG, Lincoln, Neb.
- Joshua Kalu, Sr., S, Houston, Texas
- Tanner Lee, Jr., QB, Destrehan, La.
- Luke McNitt, Sr., FB, Kearney, Neb.
- Chris Weber, Sr., LB, Elkhorn, Neb.

CAPTAIN NOTES

- The three Nebraska natives (Foster, McNitt, Weber) to be named captains are the most in-state captains since Nebraska also had three in-state captains in 2001 (Eric Crouch, Jeremy Slechta, Dave Volk). The Huskers have had at least one Nebraska native as a captain for 12 consecutive seasons.
- Foster is the third captain from Lincoln in four seasons, joining Jake Cotton (2014) and Josh Banderas (2016).
- A Husker offensive lineman has served as a captain for five straight seasons. Foster joins Spencer Long (2013), Jake Cotton (2014), Alex Lewis (2015) and Dylan Utter (2016).
- Kalu is the fifth defensive back to be a captain since 2013, joining Ciente Evans (2013), Corey Cooper (2014), Josh Mitchell (2014) and Nathan Gerry (2015, 2016).
- McNitt and Weber are the fourth and fifth players since 2013 to earn the role of a captain after starting their career as a walk-on. They join Spencer Long (2013), Jack Gangwish (2015) and Dylan Utter (2016) in that group.
- McNitt is the first fullback to serve as a captain since Judd Davies in 2003.
- Lee's selection marks the fourth time in six seasons a quarterback has served as a Husker captain, joining Taylor Martinez (2012, 2013) and Tommy Armstrong Jr. (2015).

NEBRASKA WALK-ON TRADITION CONTINUES

Mike Riley placed six former walk-ons on scholarship before the start of the season. Five of the six members of the group are fifth-year seniors and four are Nebraska natives.

WALK-ONS AWARDED SCHOLARSHIPS

- Brett Classen, WR (Medina, Minn.)
- Cole Conrad, OL (Fremont, Neb.)
- Tyler Hoppes, TE (Lincoln, Neb.)
- Connor Ketter, TE (Norfolk, Neb.)
- Luke McNitt, FB (Kearney, Neb.)
- Gabe Rahn, WR (Le Mars, Iowa)

Nebraska has a long tradition of relying on its walk-on program to help build the foundation of the program. Six walk-ons have gone on to earn first-team All-America honors for Nebraska, while 13 walk-ons have earned first-team academic All-America recognition.

A quick look at the 2017 depth chart shows 16 players on the two-deep who began their Nebraska career as a walk-on.

2017 HUSKERS FEATURE PROMINENT FATHERS

Husker fans could see some famous faces at Nebraska games this fall, as three freshmen feature prominent fathers.

- Redshirt freshman JD Spielman is the adopted son of Minnesota Vikings General Manager Rick Spielman, and JD's uncle is former Ohio State All-America linebacker and NFL standout Chris Spielman, who now serves as an NFL analyst for Fox Sports.
- Freshman fullback Ben Miles is the son of former national championship head coach Les Miles. Les compiled a 141-55 record in 15 seasons as a head coach at Oklahoma State and LSU. He led the Tigers to the 2007 national title and an appearance in the 2011 BCS National Championship Game.
- Freshman wide receiver Kade Warner is the son of former two-time NFL MVP Kurt Warner. In addition to a distinguished Arena Football League career, Kurt enjoyed a 12-year NFL career with the St. Louis Rams and the Arizona Cardinals. He threw for more than 32,000 yards in his career and ranks seventh in NFL history with an average of 260.8 passing yards per game. Kurt was also a four-time Pro Bowler, a two-time NFL MVP (1999 & 2001) and the Super Bowl XXXIV MVP. He was inducted into the Pro Football Hall of Fame in 2017.

NU ONCE AGAIN AMONG NATIONAL ATTENDANCE LEADERS

Nebraska averaged 90,200 fans for seven home games in 2016 to rank 10th nationally in average attendance. That marked the fourth straight year Nebraska ranked 11th or higher in average attendance. Nebraska is averaging 89,756 fans for six home games in 2017 to rank 10th in the nation through games of Nov. 18.

NU averaged 89,998 fans for its seven games in 2015, to rank 11th in the nation and fourth among Big Ten schools.

In 2014, Nebraska was 10th in home attendance with 91,249 fans per game. The average attendance for seven home games was the largest ever at Memorial Stadium, bettering the 2013 mark of 90,933 per game. NU has ranked in the top 20 nationally in attendance each of the 18 years with available attendance figures.

NCAA-RECORD SELLOUT STREAK CONTINUES IN 2017

One of the most remarkable streaks in college sports continues in 2017. Nebraska has sold out every game at Memorial Stadium since Nov. 3, 1962, a streak that will hit 361 consecutive sellouts on Friday, 98 more than second-place Notre Dame.

- Nebraska owns a 305-55 (.847) record during the sellout streak.
- The overall attendance during the streak is nearly 27 million fans.

LONGEST SELLOUT STREAKS IN NCAA HISTORY

Rk.	School	Total
1.	Nebraska	361
2.	Notre Dame	263

NEBRASKA OWNS BIG ADVANTAGE AT MEMORIAL STADIUM

Nebraska has rewarded the loyalty of its fans with great success at Memorial Stadium.

- Nebraska has won at least six home games in 24 of the past 30 seasons, including 2016. NU is 171-32 (.842) at home since 1989.
- NU was 7-0 at home in 2016, marking the Huskers' first perfect home season since 2012.
- The Huskers are 18-10 in Big Ten home games since joining the league in 2011.
- In the past three decades, NU has had three home winning streaks of 20 or more games and has posted 41 unbeaten and untied home seasons.
- The Huskers are 540-151-20 (.774, 711 games, 128 years) in Lincoln, and 415-128-13 (.758, 556 games, 94 years) in Memorial Stadium (since 1923).

NEBRASKA AMONG NATION'S TOP ALL-TIME PROGRAMS

Nebraska is in its 128th season of college football and owns an 893-379-40 all-time record in 1,312 games (.696). Since 1970, NU has a 459-137-5 record (.768).

- Nebraska is one of 10 programs with 800 all-time victories, ranking in fifth in NCAA history with 893 wins.
- Nebraska is the nation's winningest program over the last 40, 50 and 60 years.
- Nebraska was the first team in NCAA history to win 100 games in consecutive decades, leading the nation with 103 wins in the 1980s and ranking second with 108 wins in the 1990s.

ALL-TIME VICTORIES

	MICHIGAN WOLVERINES	943
	NOTRE DAME FIGHTING IRISH	905
	TEXAS LONGHORNS	897
	OHIO STATE BUCKEYES	895
	NEBRASKA CORNHUSKERS	893

MOST WINS LAST 60 YEARS

	NEBRASKA CORNHUSKERS	541
	ALABAMA CRIMSON TIDE	528
	OKLAHOMA SOONERS	526
	OHIO STATE BUCKEYES	519


MOST WINS LAST 50 YEARS

	NEBRASKA CORNHUSKERS	480
	OHIO STATE BUCKEYES	460
	OKLAHOMA SOONERS	460


MOST WINS LAST 40 YEARS

	NEBRASKA CORNHUSKERS	380
	FLORIDA STATE SEMINOLES	371
	OHIO STATE BUCKEYES	369

MOST WINS LAST 30 YEARS

	FLORIDA STATE SEMINOLES	285
	OHIO STATE BUCKEYES	281
	NEBRASKA CORNHUSKERS	279
	FLORIDA GATORS	277

MOST CONFERENCE TITLES

	NEBRASKA CORNHUSKERS	46
	OKLAHOMA SOONERS	45
	MICHIGAN WOLVERINES	42





ALL-TIME BOWL APPEARANCES

	ALABAMA CRIMSON TIDE	62
	NEBRASKA CORNHUSKERS	53
	TEXAS LONGHORNS	53

ACADEMIC ALL-AMERICANS

	NEBRASKA FOOTBALL	107
	PENN STATE FOOTBALL	65
	NOTRE DAME FOOTBALL	60

NCAA TODAY'S TOP 10 AWARDS

	NEBRASKA FOOTBALL	9
	GEORGIA WOMEN'S SWIM & DIVE	6
	ALABAMA FOOTBALL	5
	ALABAMA WOMEN'S GYMNASTICS	5

**NEBRASKA AMONG LEADERS
IN NATIONAL TITLES**

Nebraska has won five national titles in program history - all since 1970 - as the Huskers have won the second-most national titles since 1970. NU also ranks highly in most Associated Press national championship and most coaches' poll national titles. The Huskers have won four AP and four coaches' poll national championships. In 1997, Nebraska was crowned national champion by the coaches, but NU finished second to Michigan in the AP poll. In 1970, Nebraska was awarded the AP national title, but Texas was No. 1 in the coaches' poll, as the coaches released their final poll prior to the bowl games. Texas lost its bowl games, while Nebraska defeated No. 5 LSU.

MOST NATIONAL TITLES SINCE 1970

Rk.	School	Total
1.	Alabama	10
2.	Nebraska	5
	Miami	5

**NATIONAL LEADER IN
CONFERENCE CROWNS**

Nebraska has won a nation-leading 46 conference titles. NU won three Western Inter-State University Foot Ball Association championships, 12 Missouri Valley Conference titles (in 18 seasons), nine Big 6 titles, 20 Big Eight championships (in 36 seasons) and two Big 12 titles. The Huskers appeared in six Big 12 Championship Games before playing in the 2012 Big Ten Championship Game in only their second season in the league.

**HUSKERS RANK NEAR TOP
OF ALL-TIME AP RANKING**

The Associated Press weekly poll began in 1936 and has been a fixture in college football ever since. In August of 2016 the AP released an all-time top 100 for the first time, ranking programs over the 80-year history of the poll. The poll was updated following the 2016 campaign.

Nebraska checks in at No. 6 in the all-time rankings and is one of three Big Ten programs in the top seven in the poll. Nebraska has appeared in 65 percent of all polls since 1936 and has been ranked No. 1 in 72 polls.

ASSOCIATED PRESS ALL-TIME TOP 10

Rk.	School	Points
1.	Ohio State	1,128
2.	Oklahoma	1,070
3.	Notre Dame	1,045
4.	Alabama	1,039
5.	Southern California	980
6.	Nebraska	913
7.	Michigan	910
8.	Texas	826
9.	Florida State	730
10.	Florida	689

A HOLIDAY TRADITION

Nebraska participated in its 53rd all-time bowl game with its appearance in the 2016 Franklin American Mortgage Music City Bowl. Nebraska will miss a bowl game in 2017 for the first time since the 2007 season.

Nebraska is one of only five programs with 50 or more bowl appearances, and its 53 bowl appearances are tied for second nationally, trailing only Alabama (63).

- The Huskers have played in the postseason in 46 of the past 48 seasons.
- Nebraska appeared in an NCAA-record 35 straight bowl games from 1969 to 2003.
- NU owns a 26-27 all-time bowl record, and the 26 bowl victories rank seventh nationally.

**MOOS TAKES OVER AS
NEBRASKA ATHLETIC DIRECTOR**

Bill Moos, a distinguished leader in collegiate athletics who elevated programs at Oregon and Washington State to national prominence, took over as Nebraska athletic director on Oct. 23. Moos had been director of athletics at Washington State since 2010.

In his seven years at Washington State, Moos secured a 10-year, \$35 million marketing rights agreement with IMG College and led a \$130 million addition and remodel of WSU's football stadium. He was in a leading position in securing the conference's 12-year, \$3 billion television contract with Fox and ESPN. In Moos' time in Pullman, the Cougar Athletic Fund's Annual Giving program has seen an 81 percent increase in gifts. From 2010-16, Cougar student-athletes and coaches earned 805 academic all-conference honors, 130 all-conference selections, 45 All-America accolades and three Pac-12 coach-of-the-year honors.

Moos led Oregon athletics from 1995 to 2007, during which time the athletic department grew to national prominence - its annual budget rose from \$18.5 million in his first year to more than \$40 million by 2007 and became self-sufficient. In Moos' Oregon tenure, the Ducks won 13 Pac-10 championships in six different sports; and UO student-athletes earned 722 academic all-conference selections, 34 Academic All-America selections, nine NCAA Postgraduate Scholars and one NCAA Top VIII Award.

Moos came to Oregon after five years as the University of Montana's director of athletics. He began his career in 1982 as assistant athletic director at Washington State and also was the school's associate director. He was director of development for more than five years and associate director for nearly two, supervising all external operations. For eight years prior to that, he managed and owned private businesses in Washington and Oregon.

Moos co-captained Washington State's 1972 team and was first-team All-Pac-8.

NEBRASKA HONORS 1997 NATIONAL TITLE TEAM

Nebraska celebrated the 20th anniversary of the 1997 national championship team the weekend of the Wisconsin game.

- The 1997 Huskers (13-0) won the fifth national title in school history and third in four years. Nebraska was voted No. 1 in the coaches' poll, while Michigan (12-0) was voted No. 1 in the Associated Press poll.
- The 1997 season marked Tom Osborne's final season on the Husker sideline, as the Hall-of-Fame coach capped his career with a 42-17 win over No. 3 Tennessee in the Orange Bowl.
- Nebraska's senior class capped a remarkable run with its 1997 national title. In their four seasons, the Husker seniors compiled a 49-2 record with three undefeated national championship seasons.

EIGHT HUSKER GREATS ADDED TO RETIRED JERSEY GROUP

The Nebraska Athletic Department posthumously honored eight members of the College Football Hall of Fame by adding them to a prestigious group of former Cornhuskers with retired jerseys.

The group of eight Hall of Fame players now have their names displayed on the façade of the North Stadium. The uniform numbers of those retired jerseys will continue to be used, but the eight names join 17 other former Huskers with their jerseys retired.

Nebraska College Football Hall of Fame players added to the retired jersey fraternity include **Guy Chamberlin, Ed Weir, Clarence Swanson, George Sauer, Sam Francis, Forrest Behm, Bobby Reynolds** and **Wayne Meylan**.

BROWN, GLOVER JOIN NU ATHLETICS HALL OF FAME

Football standouts Bob Brown and Rich Glover were part of an illustrious group of six distinguished student-athletes enshrined into the Nebraska Athletics Hall of Fame on Oct. 13 and recognized at the Ohio State game.

Both Brown and Glover are College Football Hall of Fame members, while Brown is also in the Pro Football Hall of Fame. Brown was the the Huskers' first African-American football player to be named an All-American, when he played a leading role in the Huskers winning their first-ever Big Eight title in 1963 in Bob Devaney's second year as coach. Glover then helped the Huskers win back-to-back national titles in 1970 and 1971, the first football national championships in school history.

The other inductees in the 2017 Nebraska Athletics Hall of Fame were Karen Dahlgren (Volleyball), Denise Day (Softball, Track & Field), Dave Hoppen (Men's Basketball) and Scott Johnson (Men's Gymnastics).

Brown and Glover join three previous football inductees into the Nebraska Athletics Hall of Fame. Dave Rimington was the football representative in the inaugural class in 2015, while Johnny Rodgers and Will Shields were part of the 2016 class.

NEBRASKA GSR SCORE HITS ALL-TIME HIGH; FOOTBALL AMONG NATIONAL LEADERS

University of Nebraska student-athletes continue to be among the nation's best in the classroom. The NCAA has released its Graduation Success Rate (GSR), with Nebraska posting its highest overall GSR in the 13-year history of the rate.

Nebraska posted an all student-athlete GSR of 89 percent, an improvement of 1 percent from a year ago. In the past four years alone, Nebraska has improved its all student-athlete GSR by 9 percent.

In addition to the highest all student-athlete GSR in Nebraska history, six Husker teams achieved a perfect 100 percent GSR. Ten other Husker programs achieved a GSR of 85 percent or higher, including football.

The football program's GSR of 85 percent ranked second in the Big Ten, trailing only Northwestern. Football's GSR is 9 percentage points above the national average for Football Bowl Subdivision (FBS) programs.

Also in the football GSR, Nebraska ranked in a tie for 11th among the 65 Power Five schools in the FBS ranks. Nebraska joined Northwestern, South Carolina, Duke, Notre Dame, Stanford, Wake Forest, Boston College, Vanderbilt, Miami, Virginia Tech, Clemson and Missouri among the top 11 in football GSR. Among public schools, Nebraska's football program had the third-best GSR among Power Five Schools.

The 2017 football team has three players competing as graduates this season. Another 13 members of the senior class are on track to earn their degrees at the completion of UNL's fall semester.

The GSR is an NCAA measurement that, unlike the federally mandated graduation rates, includes transfer data in the calculation. The GSR data released this week is based on four classes of scholarship student-athletes who entered college in the fall of 2007 to the fall of 2010.

The GSR allows for a six-year window in which the student-athlete can earn his or her degree. Although the GSR includes student-athletes who transferred to Nebraska, it does not count student-athletes who transferred to another school and were academically eligible at the time of their transfer.

HUSKERS IN THE NFL

Nebraska has a long-standing tradition of being one of the leading programs in putting players into the National Football League.



Twenty-eight Huskers are currently on NFL rosters, including 20 on active 53-man rosters, with another four players on NFL practice squads and four players on injured reserve.

The group is led four-time All-Pro and five-time Pro Bowl selection Ndamukong Suh who is in his third season with the Miami Dolphins. Linebacker Lavonte David is a captain of the Tampa Bay Buccaneers and has more than 650 tackles in five NFL seasons. David is a two-time All-Pro.

- Nebraska has had more than 400 players see action in the National Football League.
- At least one Husker has been selected in 55 consecutive NFL Drafts, the fifth-longest streak in NFL history.
- Two or more Huskers were taken in every NFL Draft from 1963 to 2016, the longest such streak in Draft history.
- A former Husker has appeared on a Super Bowl roster for 24 consecutive years, the longest streak in the nation.
- Since 1997, Nebraska ranks second in the Big Ten Conference with 89 NFL draftees.

HUSKERS ON 2017 NFL ROSTERS

- Ameer Abdullah, RB, Detroit Lions
- Prince Amukamara, CB, Chicago Bears
- Zaire Anderson, LB, Denver Broncos
- Kenny Bell, WR, Baltimore Ravens (practice)
- Rex Burkhead, RB, New England Patriots
- Cethan Carter, TE, Cincinnati Bengals
- Maliek Collins, DT, Dallas Cowboys
- Will Compton, LB, Washington Redskins
- Jared Crick, DE, Denver Broncos (IR)
- Lavonte David, LB, Tampa Bay Buccaneers
- Quincy Enunwa, WR, New York Jets (IR)
- Nathan Gerry, LB, Philadelphia Eagles
- Randy Gregory, DE, Dallas Cowboys (susp.)
- Richie Incognito, OG, Buffalo Bills
- Andy Janovich, FB, Denver Broncos
- Stanley Jean-Baptiste, CB, Baltimore (practice)
- Sam Koch, P, Baltimore Ravens
- Alex Lewis, OL, Baltimore Ravens (IR)
- Spencer Long, C, Washington Redskins
- Niles Paul, TE, Washington Redskins
- Givens Price, OL, Washington Redskins (practice)
- Brent Qvale, OL, New York Jets
- Brandon Reilly, WR, Buffalo Bills (practice)
- Jeremiah Sirles, OL, Minnesota Vikings
- Matt Slauson, OG, Los Angeles Chargers (IR)
- Zach Sterup, OL, Miami Dolphins
- Ndamukong Suh, DT, Miami Dolphins
- Vincent Valentine, NT, New England Patriots

HUSKER FOOTBALL FACTS HISTORY

Season of Football.....	128th
All-Time Games Played	1,312
All-Time Record	893-379-40 (.696)
National Ranking in All-Time Wins	5th
All-Time Bowl Appearances	53
National Ranking in Bowl Appearances	2nd
All-Time Bowl Record	26-27

CHAMPIONSHIPS

National Championships	5
Back-to-Back National Championships	2
Undefeated Seasons	11
Perfect Seasons	9
Conference Championships	46

RECORD BREAKDOWN

Home Games	540-151-20 (.774)
Memorial Stadium	415-128-13 (.758)
Record in August	13-0-0 (1.000)
Record in September	177-43-6 (.796)
Record in October	361-142-19 (.710)
Record in November	305-159-15 (.652)
Record in December	22-14-0 (.611)
Record in January	14-21-0 (.400)
Record in February	1-0-0 (1.000)
In Overtime.....	8-4
At Night	97-41-3
When Scoring 35+ Points	365-9
When Allowing 10 Points or Less	252-7-1
vs. Big Ten Teams	115-92-10
• In Big Ten Play (since 2011).....	34-24
• Home	18-10
• Away.....	16-13
• Neutral	0-1
vs. Ranked Teams	104-128-3
• Home	50-40-0
• Away.....	29-64-3
• Neutral	25-24-0
• as No. 1 Team	46-7-1

STREAKS

Consecutive Games Scoring a Point	282
Consecutive Home Games Scoring a Point.....	326
Consecutive Home Sellouts	361 (includes Iowa)
Record in Sellout Streak	305-55
• vs. Ranked Teams	45-29

INDIVIDUAL HONORS

College Football Hall of Fame Players	17
College Football Hall of Fame Coaches.....	6
First-Team All-Americans	110
CoSIDA Academic All-Americans*	107
NCAA Top Ten Award Winners*	9
Heisman Trophy Winners	3
Walter Camp Award Winners	3
Maxwell Trophy Winners	1
Outland Trophy Winners*.....	9
Lombardi Trophy Winners.....	5
Butkus Award Winners.....	1
Johnny Unitas Golden Arm Award Winners..	1
Davey O'Brien Award Winners.....	1
Rimington Award Winners.....	1
Bednarik Award Winners	1
Nagurski Trophy Winners	1
Retired Jerseys	25
All-Conference Selections	518
NFF Scholar-Athletes*	23

*Total leads the nation

2017 SEASON NOTEBOOK COACHING STAFF NOTES

• Head Coach **Mike Riley** is in his 17th season as a collegiate head coach in 2017. Riley's 17 years of experience rank ninth nationally among all active FBS head coaches.

• Nebraska's 10 full-time head coaches boast a combined 190 years of collegiate coaching experience, including 113 seasons in Power Five Conferences.

• The Husker staff also features four coaches with a combined 14 years of NFL coaching experience including **Mike Riley** (three seasons as an NFL head coach and one season as an NFL assistant coach), **Reggie Davis** (four seasons as an NFL assistant), **Danny Langsdorf** (four seasons as an NFL assistant) and **Mike Cavanaugh** (two seasons as an NFL assistant).

• Nebraska welcomed three new additions to its full-time coaching staff for the 2017 season. **Bob Diaco** is the Huskers' defensive coordinator, while **Scott Booker** coaches NU's safeties and **Donté Williams** tutors the Husker cornerbacks.

• **Bob Elliott** (1953-2017) passed away in July after being hired in February to coach the Husker safeties. The Nebraska coaching staff will honor Elliott by wearing a game day patch with the initials "BE".

ROSTER NOTES

• Nebraska's 2017 roster features players from 28 states and one Canadian province.

• The Huskers have 48 homegrown Nebraska players on the 2017 roster.

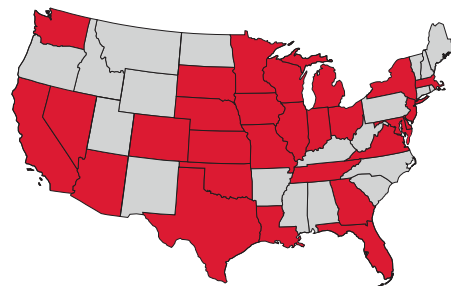
• The roster includes seven additional states with at least four players. The Huskers have eight players from both California and Florida, seven from Louisiana and Texas, six from Missouri and four each from Colorado and Illinois.

• Nebraska's 2017 freshman class features players from 15 states, including multiple players from Nebraska (15), California (2), Florida (2) and Texas (2).

• NU could have its first-ever letterwinner from the state of Delaware this fall, as linebacker **Avery Roberts** (Wilmington, Del.) has seen the field as a true freshman this season after enrolling at Nebraska in January. The Huskers have had a letterwinner from 45 of the 50 states (every state except Delaware, Idaho, Kentucky, New Hampshire and Rhode Island).

• Nebraska features a 129-player roster. The roster is unofficially the third-largest roster in the country behind Army (174) and Navy (173).

• Nearly two-thirds of the Huskers' 2017 roster are underclassmen, as 81 of Nebraska's 129 players are either freshmen or sophomores.



ACADEMIC NOTES

• Nebraska has always placed an emphasis on academic success, as the Husker football program has produced more CoSIDA Academic All-Americans than any other sport in NCAA history. With that emphasis, it has become a trend in recent years for many NU football players to earn their degree before playing in their final game.

• Three Huskers - fullback **Harrison Jordan**, defensive lineman **Joel Lopez** and wide receiver **Gabe Rahn** - will play the 2017 season as graduate students.

• As many as 16 Huskers could earn their degree by the end of the fall semester. That would continue an impressive recent early graduation trend for Nebraska, as 39 of the 50 players in **Mike Riley's** first two senior classes obtained their degree before playing in their final game.

• Senior linebacker **Chris Weber** is one of 13 finalists for the Campbell Trophy. Weber is a two-time Academic All-District selection and a strong contender for first-team academic All-America honors in 2017.

• Senior kicker **Drew Brown** is one of 30 candidates nationally for the Senior CLASS Award.

THE IOWA HAWKEYES



Iowa owns a 6-5 record, and the Hawkeyes are tied with Nebraska and Purdue for third place in the Big Ten West Division. Iowa boasts a 3-5 record in conference play, but five of the Hawkeyes' eight Big Ten games have come against current top-25 teams.

Iowa's lone win over a ranked Big Ten opponent was a 31-point rout of then-No. 3 Ohio State on Nov. 4, but the Hawkeyes have been close to several other upsets. Iowa opened Big Ten play with a two-point loss to then-No. 4 Penn State, when the Nittany Lions threw the game-winning touchdown pass as time expired. The next week, Iowa went on the road and lost 17-10 at Michigan State. Two weeks later, the Hawkeyes dropped another 17-10 decision on the road, this time in overtime at Northwestern. In its most recent game against a ranked opponent, Iowa fell to then-No. 6 Wisconsin, 38-14, on Nov. 11, and the Hawkeyes have dropped two straight.

Iowa has been led by its defense, which ranks 26th nationally in scoring defense. In addition to allowing 20.5 points per game, the Hawkeyes have scored four defensive touchdowns, a total that ranks fifth nationally. Overall, Iowa ranks 25th nationally with 20 turnovers forced, including ranking sixth nationally with 16 interceptions. **Josh Jackson** leads the country in interceptions (7) and passes defended (24) and ranks third in pass breakups (17) and interception return yards (163), while **Josey Jewell** leads the Big Ten and is third nationally in tackles per game (11.7).

Offensively, Iowa has thrown only six interceptions, the fewest of any Big Ten team. However the Hawkeyes have lost 13 fumbles, more than all but four FBS teams. Iowa ranks 87th nationally in scoring offense and 117th in total offense. The Hawkeyes have struggled on third down and inside the red zone, ranking 97th nationally in third-down conversions and 112th in red zone offense. **Nate Stanley** has thrown for 2,146 yards, and the sophomore ranks third in the Big Ten with 23 touchdown passes. Omaha native **Noah Fant** has caught eight of those touchdown passes to tie for the Big Ten lead in receiving touchdowns. **Akrum Wadley**, who ran for 105 yards last year against Nebraska, has rushed for a team-high 862 yards.

NEBRASKA VS. IOWA SERIES HISTORY

Nebraska and Iowa are meeting for the 48th time and for the seventh straight season. The Huskers won three of the first four meetings with the Hawkeyes as Big Ten foes, but Iowa has won the last two games. The Hawkeyes have also won the last two meetings at Memorial Stadium after previously winning only once in 12 tries at the stadium.

- **All-Time Series:** Nebraska, 29-15-3
- **In Lincoln:** Nebraska, 14-4-1
- **As Big Ten Foes:** Tied, 3-3
- **Win Streak:** Iowa, 2 games

ABOUT IOWA FOOTBALL

Iowa is in its 129th season and the Hawkeyes claim four national titles. Iowa has also won 13 conference titles, including sharing the 1907 Missouri Valley Conference title with NU. Iowa has won 11 Big Ten titles, most recently in 2004. The Hawkeyes are led by Kirk Ferentz, who is the nation's longest tenured active head coach.

- **First Season:** 1889
- **All-Time Record:** 639-553-39
- **Conference Titles:** 13
- **Bowl Record:** 14-15-1
- **National Titles:** 4 (1921, 1956, 1958, 1960)

IOWA TEAM STATS

		RUSHING		TOTAL YARDS	
IOWA	126.9 YDS	● ● ●	● ● ●	325.3 YDS	
OPP	148.9 YDS	● ● ● ●	● ● ● ●	363.4 YDS	
		PASSING		SCORING	
IOWA	198.4 YDS	● ● ●	● ● ● ●	25.8 PPG	
OPP	214.5 YDS	● ● ● ●	● ● ● ●	20.5 PPG	
		RED ZONE		3RD-DOWNS	
IOWA	76%	● ● ●	● ● ● ●	35%	
OPP	82%	● ● ● ●	● ● ● ●	33%	

HAWKEYE STAT LEADERS

PASSING	CMP-ATT-INT	PCT	YDS	TD	
Nate Stanley	175-316-6	55.4	2,146	23	
Tyler Wiegiers	1-2-0	50.0	3	1	
RUSHING	ATT.	YDS	YPC	TD	
Akrum Wadley	211	862	4.1	6	
James Butler	72	328	4.6	0	
Toren Young	37	172	4.6	1	
RECEIVING	REC.	YDS	YPC	TD	
Nick Easley	46	481	10.5	4	
Noah Fant	25	370	14.8	8	
Matt VandeBerg	25	350	14.0	2	
TACKLES	SOLO	ALL	TFL	SACKS	
Josey Jewell	59	115	12.5	4.5	
Bo Bower	38	78	3.5	1.0	
Ben Niemann	41	71	6.0	1.0	
Jake Gervase	24	45	2.0	0.0	
Miles Taylor	29	45	0.0	0.0	
PUNTING	NO.	YDS	AVG.	LG	I20
Colten Rastetter	47	1,829	38.9	55	9
FIELD GOALS	MADE	ATT	PCT.	LG	
Miguel Recinos	9	11	81.8	48	
PUNT RETURNS	RET.	YDS	YPR	TD	
Matt VandeBerg	10	43	4.3	0	
KICK RETURNS	RET.	YDS	YPR	TD	
Ivory Kelly-Martin	16	351	21.9	0	

NEBRASKA CORNHUSKERS (4-7)



HEAD COACH
MIKE RILEY

- 19-18 (at Nebraska)
- 112-98 (Career Record)
- 0-2 vs. Iowa

2017 SCHEDULE & RESULTS

9/2	Arkansas St.	W, 43-36
9/9	@ Oregon	L, 35-42
9/16	Northern Illinois	L, 17-21
9/23	Rutgers	W, 27-17
9/29	@ Illinois	W, 28-6
10/7	#9 Wisconsin	L, 17-38
10/14	#9 Ohio St.	L, 14-56
10/28	@ Purdue	W, 25-24
11/4	Northwestern	L, 24-31 (OT)
11/11	@ Minnesota	L, 21-54
11/18	@ #13 Penn St.	L, 44-56
11/24	Iowa	3 p.m.

STATISTICAL RANKING COMPARISON

B1G	NAT.	CATEGORY	NAT.	B1G
13th	117th	Rushing Offense	107th	12th
3rd	27th	Passing Offense	87th	8th
5th	72nd	Total Offense	117th	10th
6th	76th	Scoring Offense	87th	9th
13th	108th	Rushing Defense	46th	8th
11th	74th	Pass Defense	53rd	9th
14th	97th	Total Defense	39th	9th
14th	109th	Scoring Defense	26th	6th
5th	84th	3rd-Down Offense	97th	8th
12th	106th	3rd-Down Defense	9th	3rd
12th	106th	Red Zone Offense	112th	13th
13th	104th	Red Zone Defense	53rd	6th
4th	38th	Net Punting	68th	10th
9th	77th	Punt Returns	96th	10th
12th	104th	Penalty Yards	31st	3rd
12th	94th	Turnover Margin	59th	7th

IOWA HAWKEYES (6-5)



HEAD COACH
KIRK FERENTZ

- 141-97 (at Iowa)
- 153-118 (Career Record)
- 3-5 vs. Nebraska

2017 SCHEDULE & RESULTS

9/2	Wyoming	W, 24-3
9/9	@ Iowa St.	W, 44-41 (OT)
9/16	North Texas	W, 31-14
9/23	#4 Penn St.	L, 19-21
9/30	@ Michigan St.	L, 10-17
10/7	Illinois	W, 45-16
10/21	@ Northwestern	L, 10-17 (OT)
10/28	Minnesota	W, 17-10
11/4	#3 Ohio St.	W, 55-24
11/11	@ #6 Wisconsin	L, 14-38
11/18	Purdue	L, 15-24
11/24	@ Nebraska	3 p.m.

THE MIKE RILEY FILE**HEAD COACHING RECORD**

- **Overall:** 177-173 (26th season)
- **College:** 112-98 (17th season)
- **Nebraska:** 19-18 (Third season)

FAMILY

- **Wife:** Dee
- **Children:** Matthew, Kate
- **Grandchildren:** Elijah Jo, Cecilia

COACHING NUMBERS

- 43 Years of Coaching Experience
- 26 Years as a Head Coach
- 17 Years as a Collegiate Head Coach
- 9 Years as a Professional Head Coach
- 3 Years as an NFL Head Coach
- 17 Years as an Assistant Coach
- 13 Years as a Collegiate Assistant Coach
- 4 Years as a Professional Assistant Coach
- 1 Year as an NFL Assistant Coach

HEAD COACHING EXPERIENCE**NEBRASKA**

- 2015-present (3rd season; 19-18 record)

OREGON STATE

- 2003-14 (12 seasons; 85-66 record)
- 1997-98 (2 seasons; 8-14 record)
- 14 overall seasons; 93-80 record)
- 6-2 record in eight bowl games
- 2008 Pac-10 Coach of the Year

SAN DIEGO CHARGERS

- 1999-2001 (3 seasons; 14-34 record)

SAN ANTONIO RIDERS (WFLA)

- 1991-92 (2 seasons; 11-9 record)

WINNIPEG BLUE BOMBERS (CFL)

- 1987-90 (4 seasons; 40-32 record)
- 2 Grey Cup Championships (1987, 1990)

ASSISTANT COACH EXPERIENCE**NEW ORLEANS SAINTS**

- Assistant Head Coach (2002)

USC

- Assistant Head Coach/
Offensive Coordinator (1993-96)

NORTHERN COLORADO

- Defensive Coordinator (1986)

WINNIPEG BLUE BOMBERS (CFL)

- Assistant Coach (1983-85)

LINFIELD COLLEGE

- Defensive Coordinator (1977-82)
- NAIA National Championship (1982)

WHITWORTH COLLEGE

- Graduate Assistant (1976)

CALIFORNIA

- Graduate Assistant (1975)

PLAYING EXPERIENCE

- Alabama (CB)
- National Championship (1973)

N HEAD COACH MIKE RILEY

Mike Riley boasts 43 years of coaching experience at the collegiate or professional level, including 26 years as a head coach. Below are some of his career coaching highlights:

- The only head coach in college football to win a professional title as a head coach
- Has been a champion at the NAIA, NCAA FBS and professional levels
- Won two Grey Cup titles in four seasons as a Canadian Football League head coach
- In his first season as a head coach, led Winnipeg to the 1987 Grey Cup title
- Defensive coordinator for Linfield College, the 1982 NAIA national champions
- Was a cornerback on Alabama's 1973 national championship team
- 1 of 8 active FBS head coaches who was also an NFL head coach (Chargers, 1999-2001)
- Named the No. 2 most underrated coach in a 2014 ESPN survey of FBS head coaches
- 2008 Pac-12 Coach of the Year
- Guided NU to the third-largest regular-season win improvement in school history in 2016
- Led Nebraska to its highest College Football Playoff ranking in 2016 (No. 10)
- Became the fourth Husker coach to win a bowl game in his first season
- Won 93 games at Oregon State and is the Beavers' all-time wins leader
- Ranks 11th all-time in Pac-12 history with 58 conference wins at OSU
- 1 of 6 coaches in NCAA history to win his first five bowl games
- 16 wins over ranked opponents in 16 seasons, including 15 wins in the last 12 seasons
- Only active coach to have two players win the Biletnikoff Award

OVERALL COACHING EXPERIENCE*

Nick Saban (Alabama)	45 Years
Mike Riley (Nebraska)	43 Years
Bill Snyder (Kansas State)	42 Years
Rocky Long (San Diego State)	42 Years

*College and professional experience only

HEAD COACHING EXPERIENCE

Brian Kelly (Notre Dame)	28 Years
Mike Riley (Nebraska)	26 Years
Bill Snyder (Kansas State)	26 Years
Three Others with	24 Years

PRO HEAD COACHING EXPERIENCE

Lovie Smith (Illinois)	11 Years
Mike Riley (Nebraska)	9 Years
Butch Davis (FIU)	4 Years
Jim Harbaugh (Michigan)	4 Years
Jim Mora Jr. (UCLA)	4 Years

NFL HEAD COACHING EXPERIENCE

Lovie Smith (Illinois)	11 Years
Butch Davis (FIU)	4 Years
Jim Harbaugh (Michigan)	4 Years
Jim Mora Jr. (UCLA)	4 Years
Mike Riley (Nebraska)	3 Years

WINS AT POWER FIVE CONFERENCE SCHOOLS AMONG ACTIVE COACHES

Bill Snyder (Kansas St.)	208
Nick Saban (Michigan St., LSU, Alabama)	207
Mark Richt (Georgia, Miami)	164
Kirk Ferentz (Iowa)	143
Urban Meyer (Utah, Florida, Ohio St.)	135
Mike Leach (Texas Tech, Washington St.)	122
Mike Riley (Oregon St., Nebraska)	111

BOWL WINS AMONG ACTIVE COACHES

Urban Meyer (Utah, Florida, Ohio St.)	10
Nick Saban (Michigan St., LSU, Alabama)	10
Kyle Whittingham (Utah)	10
Mark Richt (Georgia, Miami)	9
Gary Patterson (TCU)	8
Bill Snyder (Kansas St.)	8
Mike Riley (Oregon St., Nebraska)	7

ALL-TIME BOWL WINNING PERCENTAGE (MINIMUM 10 BOWL GAMES)

Kyle Whittingham	10-1	.909
Tom O'Brien	8-2	.800
Urban Meyer	10-3	.769
Pat Dye	7-2-1	.750
Mike Riley	7-3	.700

DEFENSIVE ASSISTANTS



BOB DIACO
DEFENSIVE COORDINATOR

- 21 Years of Experience
- 7 Years as Def. Coordinator
- 3 Years as an FBS Head Coach
- Game Day: Press Box

CAREER HIGHLIGHTS

- UConn head coach from 2014-16
- 2012 Broyles Award Winner
- Has coordinated defenses at Central Michigan, Cincinnati, Notre Dame and Nebraska
- Notre Dame ranked 2nd nationally in scoring defense and 7th in total defense en route to 2012 BCS Championship Game appearance



SCOTT BOOKER
SAFETIES/SPECIAL TEAMS

- 15 Years of Experience
- 8 Years at a Power Five School
- 5 Years as Special Teams Coord.
- Game Day: Field

CAREER HIGHLIGHTS

- Special teams coordinator at Notre Dame and NU
- Coached in 2016 BCS national title game
- Defensive backs coach at Kent State in 2006 when team led MAC in pass efficiency defense



TRENT BRAY
LINEBACKERS

- 9 Years of Experience
- 9 Years at Power Five School
- 1 Year Playing in NFL Europe
- Game Day: Field

CAREER HIGHLIGHTS

- 2016 Broyles Award nominee (top assistant)
- Helped Dedrick Young II total the second-most tackles by a Husker entering his junior year
- Coached in five bowl games past six years



JOHN PARRELLA
DEFENSIVE LINE

- 10 Years of Experience
- 5 Years of College Experience
- 12 Years of Playing in NFL
- Game Day: Field

CAREER HIGHLIGHTS

- Coached two All-Big Ten defensive linemen in his first season at Nebraska in 2016
- Helped Chabot JC to a conference title in 2013
- Started the varsity program at Valley Christian High in California and led team to playoffs



DONTÉ WILLIAMS
CORNERBACKS

- 10 Years of Experience
- 4 Years at Power Five School
- Produced 17 NFL Players
- Game Day: Field

CAREER HIGHLIGHTS

- Has coached cornerbacks at Arizona and NU
- Coordinated a San Jose State secondary that led the nation in pass defense in 2014 and was second in 2015
- Named one of college football's top 10 recruiters by Sports Illustrated in 2015

OFFENSIVE ASSISTANTS



DANNY LANGSDORF
OFFENSIVE COORD./QBs

- 22 Years of Experience
- 12 Years as Off. Coordinator
- 4 Years of NFL Experience
- Game Day: Press Box

CAREER HIGHLIGHTS

- Helped Nebraska rank in top three in Big Ten in passing, scoring and total offense in 2015
- Helped Eli Manning set a career-high completion rate in 2014 with New York Giants
- Coached Sean Mannion, the all-time leading passer in Pac-12 Conference history



MIKE CAVANAUGH
OFFENSIVE LINE

- 32 Years of Experience
- 13 Years at Power Five School
- 2 Years of NFL Experience
- Game Day: Field

CAREER HIGHLIGHTS

- 25 all-conference linemen in past 12 years
- OSU set a then-Pac-12 passing record in 2013
- Helped Hawaii rank in the top 10 nationally in total offense three times in six seasons




REGGIE DAVIS
RUNNING BACKS

- 14 Years of Experience
- 6 Years at Power Five School
- 4 Years of NFL Experience
- Game Day: Field

CAREER HIGHLIGHTS

- Coached in three NFC Championship Games
- Coached All-Pro TE Vernon Davis for three years
- Helped OSU RB Jacquizz Rodgers become first freshman to be Pac-10 Offensive MVP



KEITH WILLIAMS
WIDE RECEIVERS

- 18 Years of Experience
- 3 Years at Power Five School
- 1 Year Playing in NFL
- Game Day: Field

CAREER HIGHLIGHTS

- Eight former wideouts played in NFL in 2016
- Helped Jordan Westerkamp finish 2nd all-time at NU in receptions and 4th in yards
- Coached San Jose State's Edell Shepherd to school-record 1,500 receiving yards in 2001

ADDITIONAL FOOTBALL STAFF

- **Associate A.D./Football:** Dan Van De Riet
- **Director of Football Operations:** Adam Clark
- **Exec. Dir. of Player Personnel:** Billy Devaney
- **Assoc. Dir. of Player Personnel:** Todd McShane
- **Director of Recruiting:** Andy Vaughn
- **Dir. of High School Relations:** Kenny Wilhite
- **Dir. of Player Development:** James Rodgers
- **Offensive GA:** Roman Sapolu (Offensive Line)
- **Offensive GA:** Tavita Thompson (Tight Ends)
- **Defensive GA:** Andrew Seumalo (Def. Line)
- **Special teams GA:** Nick Smith
- **Head Football Strength Coach:** Mark Philipp
- **Head Football Athletic Trainer:** Mark Mayer
- **Head Equipment Manager:** Jay Terry
- **Director of Video:** Tate Guillotte

HUSKER COACHING NUMBERS

4

Mike Riley is 1 of 5 FBS coaches with at least three seasons of NFL head coaching experience. Riley is 1 of 8 FBS coaches who has been an NFL head coach (UCLA's Jim Mora Jr., Michigan's Jim Harbaugh, Louisville's Bobby Petrino, Alabama's Nick Saban, Illinois' Lovie Smith, FIU's Butch Davis, FAU's Lane Kiffin).

4

Four coaches boast NFL experience, including Mike Riley as a head coach and Mike Cavanaugh, Reggie Davis and Danny Langsdorf as assistant coaches.

5

Mike Riley ranks fifth in NCAA history with a .700 winning percentage in bowl games (minimum 10 bowl games). One of only six coaches in NCAA history to win his first five bowl games, Riley is 7-3 in bowl games.

9

Mike Riley owns nine years of experience as a professional head coach, the second-most of any FBS coach. In addition to the NFL, Riley led teams in the Canadian Football League and the World League of American Football, the predecessor to NFL Europe.

14

The NU coaching staff has combined for 14 seasons of coaching experience in the NFL.

26

Mike Riley owns 26 years of head coaching experience at the collegiate or professional level, the second most among FBS head coaches.

43

Mike Riley's 43 years of coaching experience at the collegiate or professional level rank second among FBS head coaches. Alabama's Nick Saban (45 years) is the only coach ahead of Riley on that list.

65

Nebraska's 10 full-time coaches have been a part of 65 bowl teams during their collegiate coaching careers.

189

The Husker coaching staff has a combined 189 years of coaching experience at the collegiate or professional level.

NEBRASKA DEPTH CHART-IOWA

OFFENSE

LEFT TACKLE

- 68 Nick Gates, 6-5, 295, Jr.
65 Christian Gaylord, 6-6, 300, So.

LEFT GUARD

- 67 Jerald Foster, 6-3, 310, Jr.
50 John Raridon, 6-4, 290, RFr.
74 Jalin Barnett, 6-4, 315, So.

CENTER

- 62 Cole Conrad, 6-5, 300, Jr.
50 John Raridon, 6-4, 290, RFr.

RIGHT GUARD

- 77 David Knevel, 6-9, 315, Sr. -OR-
71 Matt Farniok, 6-6, 315, RFr.
56 Boe Wilson, 6-3, 295, RFr.

RIGHT TACKLE

- 76 Brenden Jaimes, 6-5, 280, Fr.
77 David Knevel, 6-9, 315, Sr.

TIGHT END

- 88 Tyler Hoppes, 6-4, 245, Sr.
86 Jack Stoll, 6-4, 245, RFr.

TIGHT END

- 89 Connor Ketter, 6-5, 245, Sr.
84 David Engelhaupt, 6-3, 240, RFr.

QUARTERBACK

- 13 Tanner Lee, 6-4, 220, Jr.
12 Patrick O'Brien, 6-4, 230, RFr.
16 Andrew Bunch, 6-1, 200, So.

I-BACK

- 22 Devine Ozigbo, 6-0, 230, Jr. -OR-
21 Mikale Wilbon, 5-9, 200, Jr.
33 Jaylin Bradley, 6-0, 180, Fr.

FULLBACK

- 41 Luke McNitt, 6-2, 250, Sr.
23 Austin Rose, 6-1, 225, Jr.

WIDE RECEIVER

- 8 Stanley Morgan Jr., 6-1, 195, Jr.
83 Bryan Reimers, 6-5, 210, Jr.

WIDE RECEIVER

- 10 JD Spielman, 5-9, 180, RFr.
9 Keyan Williams, 5-10, 195, Jr. -OR-
81 Gabe Rahn, 6-1, 195, Sr.

WIDE RECEIVER

- 15 De'Mornay Pierson-El, 5-9, 190, Sr.
1 Tyjon Lindsey, 5-9, 160, Fr.
80 Brett Classen, 6-2, 200, Sr.

OFFENSIVE CAREER STARTS

Nick Gates, Jr., OT	34
Tanner Lee, Jr., QB	30*
De'Mornay Pierson-El, Sr., WR	21
Tanner Farmer, Jr., OG	19
Stanley Morgan Jr., Jr., WR	18
Jerald Foster, Jr., OG	15
David Knevel, Sr., OT	12
Cole Conrad, Jr., OL	11
Tyler Hoppes, Sr., TE	10
Connor Ketter, Sr., TE	8
Brenden Jaimes, Fr., OT	8
Mikale Wilbon, Jr., IB	6
Michael Decker, Soph., C	5
Devine Ozigbo, Jr., IB	4
JD Spielman, RFr., WR	4
Matt Farniok, RFr., OT	4
Luke McNitt, Sr., FB	4
Bryan Reimers, Jr., WR	3
Tre Bryant, Soph., IB	2
Jack Stoll, RFr., TE	1
Gabe Rahn, Sr., WR	1
Conor Young, So., WR	1
Tyjon Lindsey, Fr., WR	1

*Includes starts at Tulane, 2014-15

DEFENSE

DEFENSIVE END

- 91 Freedom Akinmoladun, 6-4, 280, Jr.
94 Khalil Davis, 6-2, 290, So.

NOSE TACKLE

- 44 Mick Stoltenberg, 6-5, 305, Jr.
97 Deontre Thomas, 6-3, 280, Fr.
99 Peyton Newell, 6-3, 295, Jr.

DEFENSIVE END

- 96 Carlos Davis, 6-2, 295, So.
9 DaiShon Neal, 6-7, 275, So.
76 Dylan Owen, 6-5, 260, Jr.

OUTSIDE LINEBACKER

- 3 Marcus Newby, 6-1, 235, Sr.
31 Collin Miller, 6-3, 235, RFr.
57 Jacob Weinmaster, 6-0, 215, So.

INSIDE LINEBACKER

- 49 Chris Weber, 6-3, 240, Sr.
14 Avery Roberts, 6-1, 230, Fr.

INSIDE LINEBACKER

- 5 Dedrick Young II, 6-1, 235, Jr.
7 Mohamed Barry, 6-1, 230, So.

OUTSIDE LINEBACKER

- 22 Alex Davis, 6-5, 255, So.
95 Ben Stille, 6-5, 255, RFr.
17 Sedrick King, 6-4, 245, Jr.

CORNERBACK

- 8 Chris Jones, 6-0, 195, Sr.
6 Eric Lee Jr., 6-0, 195, So.
4 Avery Anderson, 6-0, 180, So.

SAFETY

- 46 Joshua Kalu, 6-0, 195, Sr.
25 Antonio Reed, 6-2, 210, Jr.

SAFETY

- 24 Aaron Williams, 5-11, 190, Jr.
19 Marquel Dismuke, 6-2, 195, RFr.
26 Kieron Williams, 6-1, 195, Sr.

CORNERBACK

- 21 Lamar Jackson, 6-3, 210, So.
23 Dicaprio Bootle, 5-10, 185, RFr.
42 Jeremiah Stovall, 5-11, 185, So.

DEFENSIVE CAREER STARTS

Joshua Kalu, Sr., DB	36
Dedrick Young, Jr., LB	30
Freedom Akinmoladun, Jr., DE	28
Chris Jones, Sr., CB	25
Aaron Williams, Jr., S	21
Mick Stoltenberg, Jr., NT	20
Marcus Newby, Sr., LB	17
Carlos Davis, So., DL	15
Chris Weber, Sr., LB	14
Lamar Jackson, So., CB	12
Kieron Williams, Sr., S	10
Luke Gifford, Jr., LB	7
Eric Lee Jr., So., CB	6
Antonio Reed, Jr., S	5
Alex Davis, So., LB	4
Sedrick King, Jr., LB	3
Mohamed Barry, So., LB	2
Ben Stille, RFr., LB	1
Dicaprio Bootle, RFr., DB	1
Marquel Dismuke, RFr., S	1

SPECIAL TEAMS

PLACE-KICKER

- 34 Drew Brown, 5-11, 200, Sr.
95 Kramer Rath, 6-1, 175, Sr.

PUNTER

- 35 Caleb Lightbourn, 6-3, 235, So.
98 Isaac Armstrong, 5-11, 200, So.

LONG SNAPPER

- 54 Jordan Ober, 6-1, 225, Jr.
92 Chase Urbach, 6-3, 200, So.

HOLDER

- 2 Zack Darlington, 6-2, 195, Jr.
98 Isaac Armstrong, 5-11, 200, So.

KICKOFF RETURNER

- 10 JD Spielman, 5-9, 180, RFr.
33 Jaylin Bradley, 6-0, 180, Fr.
21 Mikale Wilbon, 5-9, 200, Jr.

PUNT RETURNER

- 15 De'Mornay Pierson-El, 5-9, 190, Sr.
8 Stanley Morgan Jr., 6-1, 195, Jr.
1 Tyjon Lindsey, 5-9, 160, Fr.

INJURED

- 4 Jaevon McQuitty, WR
13 JoJo Domann, S
18 Tre Bryant, RB
79 Michael Decker, C
63 Tanner Farmer, OG
43 Tyrin Ferguson, LB
12 Luke Gifford, LB
87 Conor Young, WR
85 Matt Snyder, TE

SPECIAL TEAMS CAREER STARTS

Drew Brown, Sr., PK	50
Jordan Ober, Jr., LS	37
Caleb Lightbourn, So., P	23

HUSKER NUMERICAL ROSTER

NO.	NAME	POS.
1	Tyson Lindsey	WR
2	Tony Butler	DB
2	Zack Darlington	WR
3	Marcus Newby	LB
4	Avery Anderson	DB
4	Jaevon McQuitty	WR
5	Dedrick Young II	LB
6	Eric Lee Jr.	DB
7	Mohamed Barry	LB
8	Chris Jones	DB
8	Stanley Morgan Jr.	WR
9	DaiShon Neal	DL
9	Keyan Williams	WR
10	JD Spielman	WR
11	Austin Allen	TE
11	Boaz Joseph	DB
12	Luke Gifford	LB
12	Patrick O'Brien	QB
13	JoJo Domann	DB
13	Tanner Lee	QB
14	Tristan Gebbia	QB
14	Avery Roberts	LB
15	De'Mornay Pierson-El	WR
16	Andrew Bunch	QB
16	Ethan Cox	DB
17	Sedrick King	LB
18	Tre Bryant	IB
18	Guy Thomas	LB
19	Marquel Dismuke	DB
21	Lamar Jackson	DB
21	Mikale Wilbon	IB
22	Alex Davis	LB
22	Devine Ozigbo	IB
23	Dicaprio Bootle	DB
23	Austin Rose	FB
24	Sean Lambert	IB
24	Aaron Williams	DB
25	Antonio Reed	DB
26	Kieron Williams	DB
26	Thomas Connely	LB
28	Eli Sullivan	DB
28	Adam Taylor	IB
29	Ben Miles	FB
30	Quayshon Alexander	LB
30	Bo Kitrell	TE
31	Collin Miller	LB
31	Kade Warner	WR
32	Tanner Hass	DB
32	Pernell Jefferson	LB
33	Jaylin Bradley	IB
33	Willie Hampton	LB
33	Dylan Reynolds	WR
34	Drew Brown	PK
35	Caleb Lightbourn	P
36	Christian Banker	WR
36	Spencer Jordan	LB
36	Reid Karel	DB
37	Wyatt Mazour	IB
38	Damian Jackson	DL
38	Harrison Jordan	FB
39	Bradley Bunner	DB
39	Cole Frahm	PK
40	Grant Jordan	LB
40	Brandon Robbins	WR

2017 NEBRASKA CORNHUSKER ALPHABETICAL ROSTER

No.	Name	Pos.	Ht.	Wt.	Yr.	Hometown (High School/College)
91	** Akinmoladun, Freedom	DL	6-4	280	Jr.	Grandview, Mo. (Grandview)
30	Alexander, Quayshon	LB	6-3	245	RFr.	Prospect Park, N.J. (De Paul Catholic)
42	Alioth Jr., Chad	WR	6-2	170	Fr.	Omaha, Neb. (North)
11	Allen, Austin	TE	6-8	210	Fr.	Aurora, Neb. (Aurora)
4	Anderson, Avery	DB	6-0	180	So.	Surprise, Ariz. (Pine Creek, Colorado Springs, Colo.)
75	Anderson, Fyn	DL	6-3	275	So.	Lincoln, Neb. (Southeast)
98	Armstrong, Isaac	P	5-11	200	So.	Lincoln, Neb. (Kearney/Southwest)
73	Bando, Broc	OL	6-5	295	Fr.	Lincoln, Neb. (IMG Academy)
36	Banker, Christian	WR	6-1	185	Fr.	Omaha, Neb. (Skutt Catholic)
74	* Barnett, Jalin	OL	6-4	315	So.	Lawton, Okla. (Lawton)
7	* Barry, Mohamed	LB	6-1	230	So.	Grayson, Ga. (Grayson)
23	Bootle, Dicaprio	DB	5-10	185	RFr.	Miami, Fla. (Southridge)
33	Bradley, Jaylin	IB	6-0	180	Fr.	Bellevue, Neb. (Bellevue West)
61	Brokop, Bryan	OL	6-5	295	RFr.	New Lenox, Ill. (Lincoln-Way West)
34	*** Brown, Drew	PK	5-11	200	Sr.	Southlake, Texas (Southlake Carroll)
18	* Bryant, Tre	IB	5-11	200	So.	St. Louis, Mo. (Christian Brothers College)
16	Bunch, Andrew	QB	6-1	200	So.	Thompson Station, Tenn. (Independence/Scottsdale CC)
39	Bunner, Bradley	DB	6-1	180	Fr.	Clarkson, Neb. (Clarkson)
2	Butler, Tony	DB	6-2	210	RFr.	Lakewood, Ohio (St. Edward)
45	Chaffin, Ty	WR	6-5	200	RFr.	Burwell, Neb. (Burwell)
80	Classen, Brett	WR	6-2	200	Sr.	Medina, Minn. (Wayzata/Winona State)
26	Connely, Thomas	LB	5-11	225	Jr.	Kearney, Neb. (Kearney Catholic)
62	* Conrad, Cole	OL	6-5	300	Jr.	Fremont, Neb. (Archbishop Bergan)
16	Cox, Ethan	DB	5-11	175	Fr.	Blair, Neb. (Blair)
93	Daniels, Damion	DL	6-2	310	Fr.	Dallas, Texas (Bishop Dunne)
2	* Darlington, Zack	WR	6-2	195	Jr.	Apopka, Fla. (Apopka)
22	* Davis, Alex	LB	6-5	255	So.	Riviera Beach, Fla. (Dwyer)
96	* Davis, Carlos	DL	6-2	295	So.	Blue Springs, Mo. (Blue Springs)
94	* Davis, Khalil	DL	6-2	290	So.	Blue Springs, Mo. (Blue Springs)
79	* Decker, Michael	OL	6-4	305	So.	Omaha, Neb. (North)
19	Dismuke, Marquel	DB	6-2	195	RFr.	Compton, Calif. (Calabasas)
13	* Domann, JoJo	DB	6-1	205	So.	Colorado Springs, Colo. (Pine Creek)
84	Engelhaupt, David	TE	6-3	240	RFr.	Norfolk, Neb. (Norfolk Catholic)
48	Evans, Erik	DL	6-3	265	Sr.	Waverly, Neb. (Waverly)
63	* Farmer, Tanner	OL	6-4	305	Jr.	Highland, Ill. (Highland)
71	* Farniok, Matt	OL	6-6	315	RFr.	Sioux Falls, S.D. (Washington)
43	* Ferguson, Tyrin	LB	6-2	225	So.	New Orleans, La. (Edna Karr)
67	** Foster, Jerald	OL	6-3	310	Jr.	Lincoln, Neb. (Southeast)
39	Frahm, Cole	PK	6-5	200	Fr.	Omaha, Neb. (Burke)
68	** Gates, Nick	OL	6-5	295	Jr.	Las Vegas, Nev. (Bishop Gorman)
65	* Gaylord, Christian	OL	6-6	300	So.	Baldwin City, Kan. (Baldwin City)
14	Gebbia, Tristan	QB	6-3	185	Fr.	Calabasas, Calif. (Calabasas)
12	** Gifford, Luke	LB	6-3	235	Jr.	Lincoln, Neb. (Southeast)
33	Hampton, Willie	LB	6-1	225	Fr.	Plantation, Fla. (American Heritage)
32	Hass, Tanner	DB	6-0	200	RFr.	West Point, Neb. (Guardian Angels)
49	Hemphill, Austin	FB	5-10	225	So.	Gretna, Neb. (Gretna)
75	Hixson, Trent	OL	6-4	260	Fr.	Omaha, Neb. (Skutt Catholic)
47	Hohenstein, Branden	TE	6-4	220	RFr.	Jackson, Neb. (Bishop Heelan)
43	Honas, Todd	WR	5-11	195	RFr.	Aurora, Neb. (Aurora)
88	* Hoppes, Tyler	TE	6-4	245	Sr.	Lincoln, Neb. (Southwest/Wayne State)
38	Jackson, Damian	LB	6-1	245	Fr.	Las Vegas, Nev. (Shadow Ridge)
21	* Jackson, Lamar	DL	6-3	210	So.	Elk Grove, Calif. (Franklin)
76	Jaimes, Brenden	OL	6-5	280	Fr.	Austin, Texas (Lake Travis)
47	Jarzynka, Matt	DL	6-4	260	Jr.	Loup City, Neb. (Loup City)
32	Jefferson, Pernell	LB	6-2	235	RFr.	New Orleans, La. (Warren Easton)
8	*** Jones, Chris	DB	6-0	195	Sr.	Jacksonville, Fla. (Sandalwood)
40	Jordan, Grant	LB	6-2	205	RFr.	Omaha, Neb. (Westside)
38	Jordan, Harrison	FB	5-10	240	Sr.	Omaha, Neb. (Westside)
36	Jordan, Spencer	LB	6-2	210	RFr.	Omaha, Neb. (Westside)
11	*** Joseph, Boaz	DB	6-1	200	Sr.	Weston, Fla. (Cypress Bay)
46	*** Kalu, Joshua	DB	6-1	195	Sr.	Houston, Texas (Alief Taylor)
36	Karel, Reid	DB	6-3	205	So.	Seward, Neb. (Seward)
89	* Ketter, Connor	TE	6-5	245	Fr.	Norfolk, Neb. (Norfolk Catholic)
17	* King, Sedrick	LB	6-4	245	Jr.	Plant City, Fla. (Plant City)
30	Kitrell, Bo	TE	6-1	235	Jr.	Ashland, Neb. (Ashland-Greenwood)
59	Kitten, Jake	OL	6-2	300	RFr.	Santee, Calif. (Santana)
77	*** Knevel, David	OL	6-9	315	Sr.	Brantford, Ontario, Canada (Pauline S. Johnson Collegiate)
24	Lambert, Sean	IB	6-0	205	RFr.	Fremont, Neb. (Fremont)
6	* Lee Jr., Eric	DB	6-0	195	So.	Milton, Mass. (Valor Christian [Colo.])
13	Lee, Tanner	QB	6-4	220	Jr.	Destrehan, La. (Jesuit/Tulane)
35	* Lightbourn, Caleb	P	6-3	235	So.	Washougal, Wash. (Camas)
1	Lindsey, Tyson	WR	5-9	160	Fr.	Corona, Calif. (Bishop Gorman [Nev.])
90	Lingenfelter, Ben	DL	6-5	265	Fr.	Cherokee, Iowa (Washington)
42	Liske, Cody	LB	6-0	200	Fr.	Bennington, Neb. (Bennington)

58	Lopez, Joel	DL	6-2	280	Sr.	Saint Charles, Ill. (Burlington Central)	41	Luke McNitt.....FB
37	Mazour, Wyatt	IB	5-9	190	So.	Albion, Neb. (Boone Central)	42	Chad Aloith Jr.WR
41 **	McNitt, Luke	FB	6-2	250	Sr.	Kearney, Neb. (Kearney/Nebraska-Kearney)	42	Cody Liske.....LB
4	McQuitty, Jaevon	WR	6-0	195	Fr.	Columbia, Mo. (Battle)	42	Jeremiah Stovall.....DB
29	Miles, Ben	FB	6-1	210	Fr.	Baton Rouge, La. (Catholic)	43	Tyrin Ferguson.....LB
31	Miller, Collin	LB	6-3	235	RFr.	Fishers, Ind. (Hamilton Southeastern)	43	Todd Honas.....WR
66	Miller, Hunter	OL	6-5	275	Fr.	Stromsburg, Neb. (Cross County)	44	Mick Stoltenberg.....DL
8 **	Morgan Jr., Stanley	WR	6-1	195	Jr.	New Orleans, La. (St. Augustine)	45	Ty ChaffinWR
45 *	Natter, A.J.	DL	6-5	260	Sr.	Milton, Wis. (Milton)	45	A.J. Natter.....DL
9 *	Neal, DaiShon	DL	6-7	275	So.	Houston, Texas (Omaha Central)	46	Joshua Kalu.....DB
3 ***	Newby, Marcus	LB	6-1	235	Sr.	Gaithersburg, Md. (Quince Orchard)	47	Branden Hohenstein.....TE
99 *	Newell, Peyton	DL	6-3	295	Jr.	Hiawatha, Kan. (Hiawatha)	47	Matt Jarzynka.....DL
12	O'Brien, Patrick	QB	6-4	230	RFr.	San Juan Capistrano, Calif. (San Juan Hills)	48	Erik Evans.....DL
54 **	Ober, Jordan	LS	6-1	225	Jr.	Las Vegas, Nev. (Bishop Gorman)	48	Johnny Richard.....WR
76	Owen, Dylan	DL	6-5	260	Jr.	Westchester, N.Y. (Somers/Bridgton Academy)	49	Austin Hemphill.....FB
22 **	Ozigbo, Devine	IB	6-0	230	Jr.	Sachse, Texas (Sachse)	49	Chris Weber.....LB
55	Paup, Jordan	DL	6-4	230	Fr.	Central City, Neb. (Central City)	50	John Raridon.....OL
15 ***	Pierson-El, De'Mornay	WR	5-9	190	Sr.	Alexandria, Va. (West Potomac)	51	Matt Watts.....OL
82	Rafdal, Kurt	TE	6-7	230	Fr.	Carmel, Ind. (Carmel)	52	Andrew Ward.....LB
81 *	Rahn, Gabe	WR	6-1	195	Sr.	Le Mars, Iowa (Le Mars)	54	Jordan Ober.....LS
50	Raridon, John	OL	6-4	290	RFr.	West Des Moines, Iowa (Valley)	55	Jordan Paup.....DL
95	Rath, Kramer	PK	6-1	175	Sr.	Lincoln, Neb. (Southwest/Nebraska Wesleyan)	55	Chris Walker.....OL
25 **	Reed, Antonio	DB	6-2	210	Jr.	Memphis, Tenn. (Southaven [Miss.])	56/46	Boe Wilson.....OL
83 *	Reimers, Bryan	WR	6-5	210	Jr.	Lincoln, Neb. (East)	57	Jacob Weinmaster.....LB
33	Reynolds, Dylan	WR	6-0	170	Fr.	Broken Bow, Neb. (Broken Bow)	58	Joel Lopez.....DL
48	Richard, Johnny	WR	6-5	205	Fr.	Atlanta, Ga. (South Cobb)	59	Jake Kitten.....OL
40	Robbins, Brandon	WR	5-10	185	Fr.	Bellevue, Neb. (Bellevue East)	61	Bryan Brokop.....OL
14	Roberts, Avery	LB	6-1	230	Fr.	Wilmington, Del. (Concord)	62	Cole Conrad.....OL
23	Rose, Austin	FB	6-1	225	Jr.	Lincoln, Neb. (North Star)	63	Tanner Farmer.....OL
70	Sichterman, Matt	OL	6-5	270	Fr.	Kings Mills, Ohio (Kings)	65	Christian Gaylord.....OL
85	Snyder, Matt	TE	6-5	240	So.	San Ramon, Calif. (California)	66	Hunter Miller.....OL
10	Spielman, JD	WR	5-9	180	RFr.	Eden Prairie, Minn. (Eden Prairie)	67	Jerald Foster.....OL
95	Stille, Ben	LB	6-5	255	RFr.	Ashland, Neb. (Ashland-Greenwood)	68	Nick Gates.....OL
86	Stoll, Jack	TE	6-4	245	RFr.	Lone Tree, Colo. (Regis Jesuit)	70	Matt Sichterman.....OL
44 **	Stoltenberg, Mick	DL	6-5	305	Jr.	Gretna, Neb. (Gretna)	71	Matt Farniok.....OL
42	Stovall, Jeremiah	DB	5-11	185	So.	Omaha, Neb. (Creighton Prep)	73	Broc Bando.....OL
28	Sullivan, Eli	DB	6-2	200	RFr.	Longmont, Colo. (Longmont)	74	Jalin Barnett.....OL
28 **	Taylor, Adam	IB	6-2	210	Sr.	Katy, Texas (Katy)	75	Fyn Anderson.....DL
97	Thomas, Deontre	DL	6-3	280	Fr.	Mustang, Okla. (Mustang)	75	Trent Hixson.....OL
18	Thomas, Guy	LB	6-3	200	Fr.	Miami, Fla. (Booker T. Washington)	76	Brenden Jaimes.....OL
92	Urbach, Chase	LS	6-3	200	So.	Grosse Pointe, Mich. (Grosse Pointe South)	76	Dylan Owen.....DL
55	Walker, Chris	OL	6-8	275	Fr.	Lincoln, Neb. (East)	77	David Knevel.....OL
90	Walker, Jackson	P	6-4	250	Jr.	Overland Park, Kan. (Blue Valley Northwest/Coffeyville CC/Johnson County)	79	Michael Decker.....OL
52	Ward, Andrew	LB	6-1	200	Fr.	Muskegon, Mich. (Muskegon)	80	Brett Classen.....WR
31	Warner, Kade	WR	6-1	200	Fr.	Scottsdale, Ariz. (Desert Mountain)	81	Gabe Rahn.....WR
51	Watts, Matt	OL	6-4	285	Sr.	Stockton, Calif. (Saint Mary's/Nevada/Butte CC)	82	Kurt Rafdal.....TE
49 ***	Weber, Chris	LB	6-3	240	Sr.	Omaha, Neb. (Elkhorn)	83	Bryan Reimers.....WR
57	Weinmaster, Jacob	LB	6-0	215	So.	Loveland, Colo. (Loveland)	84	David Engelhaupt.....TE
21 **	Wilbon, Mikale	IB	5-9	200	Jr.	Chicago, Ill. (De La Salle Institute)	85	Matt Snyder.....TE
24 **	Williams, Aaron	DB	5-11	190	Jr.	Atlanta, Ga. (Carver)	86	Jack Stoll.....TE
9	Williams, Keyan	WR	5-10	195	Jr.	New Orleans, La. (Lusher/Fresno State)	87	Conor Young.....WR
26 ***	Williams, Kieron	DB	6-1	195	Sr.	Shreveport, La. (C.E. Byrd/Air Force Prep)	88	Tyler Hoppes.....TE
56/46	Wilson, Boe	OL	6-3	295	RFr.	Lee's Summit, Mo. (Lee's Summit West)	89	Connor Ketter.....TE
87	Young, Conor	WR	6-2	180	So.	Cozad, Neb. (Cozad)	90	Ben Lingenfelter.....DL
5 **	Young II, Dedrick	LB	6-1	235	Jr.	Peoria, Ariz. (Centennial)	90	Jackson Walker.....P

*denotes letters earned

PRONUNCIATION GUIDE

Freedom Akinmoladun...ackin-mo-LAW-doon
 Bryan Brokop.....bro-COP
 Ty Chaffin.....CHAY-fin
 Brett Classen.....CLASS-in
 Matt Farniok.....FAR-nee-ock
 Tristan Gebbia.....JEB-ee-uh
 Branden Hohenstein.....HO-inn-stine
 Todd Honas.....HO-nuss
 Tyler Hoppes.....HOP-iss
 Brenden Jaimes.....HYME-iss
 Matt Jarzynka.....jar-ZINK-uh
 Boaz Joseph.....BOSE
 Joshua Kalu.....kuh-LOO
 Reid Karel.....CARE-ull
 Bo Kitrell.....KIT-trull

David Knevel.....NEV-ull
 Wyatt Mazour.....MUH-zoo-er
 Jaevon McQuitty.....JAY-vaughn
 DaiShon Neal.....DAY-shawn
 Devine Ozigbo.....oh-ZIG-bo
 Jordan Paup.....POP
 De'Mornay Pierson-El.....duh-MORN-eh
 Gabe Rahn.....RAWN
 Bryan Reimers.....RHYME-ers
 Matt Sichterman.....SICK-ter-mun
 Ben Stille.....STILL-ee
 Jacob Weinmaster.....WINE-master
 Mikale Wilbon.....MICK-kale
 Keyan Williams.....KEY-on
 Kieron Williams.....KYE-run
 Dedrick Young II.....DEAD-rick

41	Luke McNitt.....FB
42	Chad Aloith Jr.WR
42	Cody Liske.....LB
42	Jeremiah Stovall.....DB
43	Tyrin Ferguson.....LB
43	Todd Honas.....WR
44	Mick Stoltenberg.....DL
45	Ty ChaffinWR
45	A.J. Natter.....DL
46	Joshua Kalu.....DB
47	Branden Hohenstein.....TE
47	Matt Jarzynka.....DL
48	Erik Evans.....DL
48	Johnny Richard.....WR
49	Austin Hemphill.....FB
49	Chris Weber.....LB
50	John Raridon.....OL
51	Matt Watts.....OL
52	Andrew Ward.....LB
54	Jordan Ober.....LS
55	Jordan Paup.....DL
55	Chris Walker.....OL
56/46	Boe Wilson.....OL
57	Jacob Weinmaster.....LB
58	Joel Lopez.....DL
59	Jake Kitten.....OL
61	Bryan Brokop.....OL
62	Cole Conrad.....OL
63	Tanner Farmer.....OL
65	Christian Gaylord.....OL
66	Hunter Miller.....OL
67	Jerald Foster.....OL
68	Nick Gates.....OL
70	Matt Sichterman.....OL
71	Matt Farniok.....OL
73	Broc Bando.....OL
74	Jalin Barnett.....OL
75	Fyn Anderson.....DL
75	Trent Hixson.....OL
76	Brenden Jaimes.....OL
76	Dylan Owen.....DL
77	David Knevel.....OL
79	Michael Decker.....OL
80	Brett Classen.....WR
81	Gabe Rahn.....WR
82	Kurt Rafdal.....TE
83	Bryan Reimers.....WR
84	David Engelhaupt.....TE
85	Matt Snyder.....TE
86	Jack Stoll.....TE
87	Conor Young.....WR
88	Tyler Hoppes.....TE
89	Connor Ketter.....TE
90	Ben Lingenfelter.....DL
90	Jackson Walker.....P
91	Freedom Akinmoladun.....DL
92	Chase Urbach.....LS
93	Damion Daniels.....DL
94	Khalil Davis.....DL
95	Kramer Rath.....PK
95	Ben Stille.....LB
96	Carlos Davis.....DL
97	Deontre Thomas.....DL
98	Isaac Armstrong.....P
99	Peyton Newell.....DL



#1 TYJON LINDSEY • Fr. • WR

CORONA, CALIF.
BISHOP GORMAN HS (NEV.)

CAREER STATS

Year	G/S	No.	Yds.	Y/R	Y/G	Long	TDs
2017	11/1	12	76	6.3	7.6	14 vs. Ohio State	0
Totals	11/1	12	76	6.3	7.6	14 vs. Ohio State	0

2017 SINGLE-GAME HIGHS

- » Receptions - 3 vs. Arkansas State, at Oregon
- » Receiving Yards - 18 vs. Northern Illinois
- » Rushes - 1 vs. Arkansas State, at Oregon, at Purdue
- » Rushing Yards - 5 vs. Arkansas State
- » Touchdowns - 0

2017 SEASON NOTES

- » Made his first-career start at Purdue

2017 GAME-BY-GAME

Opponent	Rec.	Yds	TD	Lg
Arkansas State	3	14	0	8
at Oregon	3	12	0	9
Northern Illinois	2	18	0	11
Rutgers	0	0	0	0
at Illinois	1	4	0	4
Wisconsin	0	0	0	0
Ohio State	1	14	0	14
at Purdue	0	0	0	0
Northwestern	1	8	0	8
at Minnesota	1	6	0	6
at Penn State	0	0	0	0
Iowa				
Totals	12	76	0	14



#3 MARCUS NEWBY • Sr. • LB

NORTH POTOMAC, MD.
QUINCE ORCHARD HS

CAREER STATS

		(-----Tackles-----)					Fum.					QB
Year	G/S	UT	AT	TT	TFL	Sacks	C-R	BK	PBU	INT	Hry.	
2013		Redshirt										
2014	9/0	1	2	3	1-9	1.0-9	0-0	0	0	0	2	
2015	10/6	17	17	34	5-13	1.0-8	0-0	0	4	0	2	
2016	12/4	7	11	18	3-17	2.0-16	1-0	0	1	0	2	
2017	9/7	29	24	53	3-3	0.0-0	0-0	0	2	1	0	
Totals	40/17	54	54	108	12-42	4.0-33	1-0	0	7	1	6	

2017 GAME-BY-GAME

Opponent	--Tackles-- UT-AT-TT	TFL-Yds	-Sacks- No-Yds	FF-FR-Yds	Int-Yds	PBU	QBH
Arkansas State	3-3-6	0-0	0.0-0	0-0-0	0-0	0	0
at Oregon	5-5-10	1-2	0.0-0	0-0-0	0-0	0	0
Northern Illinois	2-1-3	0-0	0.0-0	0-0-0	0-0	0	0
Rutgers	-- Did Not Play Due to Injury --						
at Illinois	-- Did Not Play Due to Injury --						
Wisconsin	2-0-2	0-0	0.0-0	0-0-0	0-0	0	0
Ohio State	1-4-5	1-0	0.0-0	0-0-0	0-0	0	0
at Purdue	2-2-4	1-1	0.0-0	0-0-0	0-0	0	0
Northwestern	8-2-10	0-0	0.0-0	0-0-0	1-49	1	0
at Minnesota	1-2-3	0-0	0.0-0	0-0-0	0-0	0	0
at Penn State	5-5-10	0-0	0.0-0	0-0-0	0-0	1	0
Iowa							
Totals	29-24-53	3-3	0.0-0	0-0-0	1-49	2	0

CAREER HONORS

- » Nebraska Scholar-Athlete Honor Roll (Spring 2015)
- » NU Record for Most PBU by a Linebacker (4 vs. Wisconsin, 2015)
- » Brook Berringer Citizenship Team (2015, 2016, 2017)
- » Tom Osborne Citizenship Team (2015, 2016, 2017)

CAREER SINGLE-GAME HIGHS

- » Tackles - 10 at Oregon (2017), vs. Northwestern (2017), at Penn State (2017)
- » Tackles for Loss - 1, 11 times
- » Sacks - 1.0, four times
- » Interceptions - 1 vs. Northwestern (2017)
- » Long Interception Return - 49 yards (TD) vs. Northwestern (2017)

2017 SINGLE-GAME HIGHS

- » Tackles - 10 at Oregon, vs. Northwestern, at Penn State
- » Tackles for Loss - 1 at Oregon, vs. Ohio State, at Purdue
- » Sacks - 0
- » Interceptions - 1 vs. Northwestern
- » Long Interception Return - 49 yards (TD) vs. Northwestern

2017 SEASON NOTES

- » Recorded a career-high 10 tackles against both Oregon, Northwestern and Penn State
- » Had his first-career interception against Northwestern and returned it 49 yards for a touchdown. It was the longest interception return for a touchdown by a Husker since 2009.



#5 DEDRICK YOUNG II • Jr. • LB

PEORIA, ARIZ.
CENTENNIAL HS

CAREER STATS

		(-----Tackles-----)					Fum.					QB
Year	G/S	UT	AT	TT	TFL	Sacks	C-R	BK	PBU	INT	Hry.	
2015	12/11	25	36	61	5-8	0.0-0	0-0	0	3	0	2	
2016	12/9	34	26	60	4-5	1.0-3	1-0	0	4	0	2	
2017	11/10	30	42	72	4-9	1.0-5	0-0	0	1	0	1	
Totals	35/30	89	104	193	13-22	2.0-8	1-0	0	8	0	5	

2017 GAME-BY-GAME

Opponent	--Tackles-- UT-AT-TT	TFL-Yds	-Sacks- No-Yds	FF-FR-Yds	Int-Yds	PBU	QBH
Arkansas State	5-2-7	1-5	1.0-5	0-0-0	0-0	0	0
at Oregon	3-4-7	0-0	0.0-0	0-0-0	0-0	0	0
Northern Illinois	0-2-2	0-0	0.0-0	0-0-0	0-0	0	0
Rutgers	3-3-6	1-2	0.0-0	0-0-0	0-0	0	1
at Illinois	1-5-6	0-0	0.0-0	0-0-0	0-0	0	0
Wisconsin	2-8-10	0-0	0.0-0	0-0-0	0-0	0	0
Ohio State	4-10-14	1-1	0.0-0	0-0-0	0-0	0	0
at Purdue	3-0-3	0-0	0.0-0	0-0-0	0-0	1	0
Northwestern	5-4-9	0-0	0.0-0	0-0-0	0-0	0	0
at Minnesota	2-2-4	1-1	0.0-0	0-0-0	0-0	0	0
at Penn State	2-2-4	0-0	0.0-0	0-0-0	0-0	0	0
Iowa							
Totals	30-42-72	4-9	1.0-5	0-0-0	0-0	1	1

CAREER HONORS

- » Academic All-Big Ten (2016)
- » Big Ten All-Freshman Team (BTN.com, ESPN.com, 2015)
- » Nebraska Newcomer of the Year Award (2015)
- » NU Record for Most Tackles by a True Freshman (61, 2015)
- » Nebraska Scholar-Athlete Honor Roll (Spring 2015)
- » Brook Berringer Citizenship Team (2016, 2017)
- » Tom Osborne Citizenship Team (2016, 2017)

2017 SEASON NOTES

- » Recorded his second-career sack in the opener against Arkansas State
- » Notched six tackles, including a tackle for loss, against Rutgers
- » Had a then-season-high 10 tackles against Wisconsin
- » Posted a career-high 14 tackles, including a tackle for loss, against Ohio State

CAREER SINGLE-GAME HIGHS

- » Tackles - 14 vs. Ohio State (2017)
- » Tackles for Loss - 2 at Illinois (2015), at Rutgers (2015), at Indiana (2016)
- » Sacks - 1.0 at Indiana (2016), 1.0 vs. Arkansas State (2017)

2017 SINGLE-GAME HIGHS

- » Tackles - 14 vs. Ohio State
- » Tackles for Loss - 1 four times
- » Pass Breakups - 1 at Purdue
- » Sacks - 1.0 vs. Arkansas State



#6 ERIC LEE JR. • So. • DB

MILTON, MASS.
VALOR CHRISTIAN HS (COLO.)

CAREER STATS

		(-----Tackles-----)					Fum.				QB	
Year	G/S	UT	AT	TT	TFL	Sacks	C-R	BK	PBU	INT	Hry.	
2015		Redshirt										
2016	8/0	1	1	2	1-1	0.0-0	0-0	0	0	0	0	
2017	8/6	18	12	30	1-1	0.0-0	0-0	0	2	0	0	
Totals	16/6	19	13	32	2-2	0.0-0	0-0	0	2	0	0	

2017 GAME-BY-GAME

Opponent	--Tackles--		-Sacks-		FF-FR-Yds	Int-Yds	PBU	QBH
	UT-AT-TT	TFL-Yds	No-Yds	FF-FR-Yds				
Arkansas State	5-2-7	1-1	0.0-0	0.0-0	0-0	0	0	0
at Oregon	2-3-5	0-0	0.0-0	0.0-0	0-0	1	0	0
Northern Illinois	2-1-3	0-0	0.0-0	0.0-0	0-0	1	0	0
Rutgers	2-0-2	0-0	0.0-0	0.0-0	0-0	0	0	0
at Illinois	1-2-3	0-0	0.0-0	0.0-0	0-0	0	0	0
Wisconsin	2-2-4	0-0	0.0-0	0.0-0	0-0	0	0	0
Ohio State	3-2-5	0-0	0.0-0	0.0-0	0-0	0	0	0
at Purdue	1-0-1	0-0	0.0-0	0.0-0	0-0	0	0	0
Northwestern	-- Did Not Play Due to Injury --							
at Minnesota	-- Did Not Play Due to Injury --							
at Penn State	-- Did Not Play Due to Injury --							
Iowa								
Totals	18-12-30	1-1	0.0-0	0.0-0	0-0	2	0	0



#7 MOHAMED BARRY • So. • LB

GRAYSON, GA.
GRAYSON HS

CAREER STATS

		(-----Tackles-----)					Fum.				QB	
Year	G/S	UT	AT	TT	TFL	Sacks	C-R	BK	PBU	INT	Hry.	
2015		Redshirt										
2016	13/0	0	6	6	0-0	0.0-0	0-1	0	0	0	0	
2017	11/2	14	22	36	1-1	0.0-0	0-0	0	1	0	0	
Totals	24/2	14	28	42	1-1	0.0-0	0-1	0	1	0	0	

2017 GAME-BY-GAME

Opponent	--Tackles--		-Sacks-		FF-FR-Yds	Int-Yds	PBU	QBH
	UT-AT-TT	TFL-Yds	No-Yds	FF-FR-Yds				
Arkansas State	1-3-4	0-0	0.0-0	0.0-0	0-0	0	0	0
at Oregon	0-1-1	0-0	0.0-0	0.0-0	0-0	0	0	0
Northern Illinois	1-1-2	0-0	0.0-0	0.0-0	0-0	0	0	0
Rutgers	1-0-1	0-0	0.0-0	0.0-0	0-0	0	0	0
at Illinois	0-1-1	0-0	0.0-0	0.0-0	0-0	0	0	0
Wisconsin	0-0-0	0-0	0.0-0	0.0-0	0-0	0	0	0
Ohio State	1-7-8	0-0	0.0-0	0.0-0	0-0	0	0	0
at Purdue	2-1-3	0-0	0.0-0	0.0-0	0-0	0	0	0
Northwestern	1-1-2	0-0	0.0-0	0.0-0	0-0	0	0	0
at Minnesota	3-4-7	1-0	0.0-0	0.0-0	0-0	0	0	0
at Penn State	4-3-7	0-0	0.0-0	0.0-0	0-0	1	0	0
Iowa								
Totals	14-22-36	0-0	0.0-0	0.0-0	0-0	1	0	0



#8 CHRIS JONES • Sr. • DB

JACKSONVILLE, FLA.
SANDALWOOD HS

CAREER STATS

Year	G/S	(-----Tackles-----)					Fum.		PBU	INT	QB Hry.
		UT	AT	TT	TFL	Sacks	C-R	BK			
2014	12/0	5	2	7	0	0.0-0	0-1	0	0	0	0
2015	13/7	21	4	25	2-7	1.0-5	0-0	0	5	2	0
2016	13/13	33	4	37	3-5	1.0-2	0-0	0	10	3	0
2017	5/4	4	1	5	0	0.0-0	0-0	0	1	0	0
Totals	43/24	63	11	74	5-12	2.0-7	0-1	0	16	5	0

2017 GAME-BY-GAME

Opponent	--Tackles-- UT-AT-TT	TFL-Yds	-Sacks- No-Yds	FF-FR-Yds	Int-Yds	PBU	QBH
Arkansas State	-- Did Not Play Due to Injury --						
at Oregon	-- Did Not Play Due to Injury --						
Northern Illinois	-- Did Not Play Due to Injury --						
Rutgers	-- Did Not Play Due to Injury --						
at Illinois	-- Did Not Play Due to Injury --						
Wisconsin	1-1-2	0-0	0.0-0	0-0-0	0-0	0	0
Ohio State	0-0-0	0-0	0.0-0	0-0-0	0-0	0	0
at Purdue	0-0-0	0-0	0.0-0	0-0-0	0-0	0	0
Northwestern	0-0-0	0-0	0.0-0	0-0-0	0-0	0	0
at Minnesota	1-0-1	0-0	0.0-0	0-0-0	0-0	0	0
at Penn State	2-0-2	0-0	0.0-0	0-0-0	0-0	1	0
Iowa							
Totals	4-1-5	0-0	0.0-0	0-0-0	0-0	1	0

CAREER HONORS

- » Nebraska Scholar-Athlete Honor Roll (Spring 2015)
- » Brook Berringer Citizenship Team (2016, 2017)
- » Tom Osborne Citizenship Team (2016, 2017)

2017 SEASON NOTES

- » Had a career-high seven tackles, including a tackle for loss, in his first career start in the opener against Arkansas State

CAREER SINGLE-GAME HIGHS

- » Tackles - 7 vs. Arkansas State (2017)
- » Interceptions - 0
- » Pass Breakups - 1 at Oregon (2017), vs. Northern Illinois (2017)
- » Tackles for Loss - 1 at Ohio State (2016), vs. Arkansas State (2017)
- » Sacks - 0

2017 SINGLE-GAME HIGHS

- » Tackles - 7 vs. Arkansas State
- » Interceptions - 0
- » Pass Breakups - 1 at Oregon, vs. Northern Illinois
- » Tackles for Loss - 1 vs. Arkansas State
- » Sacks: 0

CAREER HONORS

- » Academic All-Big Ten (2016)
- » Nebraska Scholar-Athlete Honor Roll (Fall 2015; Spring 2017)
- » Brook Berringer Citizenship Team (2016, 2017)
- » Tom Osborne Citizenship Team (2016, 2017)

2017 SEASON NOTES

- » Made a career-high eight tackles against Ohio State
- » Made his first-career start at Purdue
- » Recorded seven tackles, including his first-career tackle for loss, against Minnesota

CAREER SINGLE-GAME HIGHS

- » Tackles - 8 vs. Ohio State (2017)
- » Tackles for Loss - 1 at Minnesota (2017)
- » Sacks - 0

2017 SINGLE-GAME HIGHS

- » Tackles - 8 vs. Ohio State
- » Tackles for Loss - 1 at Minnesota
- » Sacks - 0

CAREER HONORS

- » Honorable-Mention All-Big Ten (Coaches, Media, 2016)
- » Academic All-Big Ten (2015)
- » Nebraska Scholar-Athlete Honor Roll (Fall 2015; Spring 2015)
- » Brook Berringer Citizenship Team (2017)
- » Tom Osborne Citizenship Team (2017)

2017 SEASON NOTES

- » Appeared in his first game of the season against Wisconsin
- » Recorded two tackles against Wisconsin

CAREER SINGLE-GAME HIGHS

- » Tackles - 6 vs. Oregon (2016)
- » Interceptions - 1, five times
- » Pass Breakups - 2 at Northwestern (2016), at Indiana (2016)
- » Tackles for Loss - 2 at Northwestern (2016)
- » Sacks - 1.0 vs. Southern Miss (2015), at Northwestern (2016)

2017 SINGLE-GAME HIGHS

- » Tackles - 2 vs. Wisconsin, at Penn State
- » Interceptions - 0
- » Pass Breakups - 1 at Penn State
- » Tackles for Loss - 0
- » Sacks - 0



#8 STANLEY MORGAN JR. • Jr. • WR

 NEW ORLEANS, LA.
ST. AUGUSTINE HS

CAREER STATS

Year	G/S	No.	Yds.	Y/R	Y/G	Long	TDs
2015	13/3	25	304	12.2	23.4	33 at Miami	3
2016	13/9	33	453	13.7	34.8	72 at Indiana	2
2017	10/7	54	912	16.9	91.2	80 vs. Wisconsin	8
Totals	36/19	112	1,669	14.9	46.4	80 vs. Wisconsin	13

CAREER SINGLE-GAME HIGHS

- » Receptions - 8 at Illinois (2017)
- » Receiving Yards - 185 at Penn State (2017)
- » Touchdowns - 2 at Oregon (2017)

2017 SINGLE-GAME HIGHS

- » Receptions - 8 at Illinois
- » Receiving Yards - 185 at Penn State
- » Touchdowns - 2 at Oregon

2017 SEASON NOTES

- » Recorded a 44-yard touchdown reception in the opener against Arkansas State
- » Had seven receptions for 103 yards, including touchdown catches of 18 and 28 yards against Oregon
- » Set career high in touchdowns against Oregon
- » Had two touchdown catches against Oregon to mark the first multiple touchdown game of his career
- » Became the 25th player in Nebraska history to surpass 1,000 career receiving yards against Northern Illinois
- » Had a career-high eight catches at Illinois
- » Recorded career-high 115 receiving yards against Wisconsin, as well as the longest TD catch (80) of his career
- » Posted a 112-yard receiving game and had the game-winning touchdown with 14 seconds remaining against Purdue
- » Recorded his fourth 100-yard receiving game of 2017 at Purdue, tying the Nebraska record for most 100-yard receiving games in a season
- » Morgan's six catches at Purdue moved him into the top 10 on the NU career list
- » Had four catches against Northwestern to give him 100-career catches, and his 38 receiving yards moved him into the top 10 on the NU career receiving yardage list
- » Hauled in four passes for 37 yards against Minnesota, his 24th-consecutive game with a catch, fifth-most in school history
- » Had a career-high 185 receiving yards at Penn State, marking his fifth 100-yard receiving game of the season, setting a Nebraska season record
- » His 185 receiving yards at Penn State marked the second-highest receiving total in school history, trailing only JD Spielman's 200 receiving yards against Ohio State earlier this season
- » Ranks eighth on the NU single-season catch list and on the Nebraska career receptions list



#10 JD SPIELMAN • RFr. • WR/KR

 EDEN PRAIRIE, MINN.
EDEN PRAIRIE HS

CAREER STATS

Receiving							
Year	G/S	No.	Yds.	Y/R	Y/G	Long	TDs
2016		Redshirt					
2017	11/4	55	830	15.1	75.5	77 vs. Ohio State	2
Totals	11/4	55	830	15.1	75.5	77 vs. Ohio State	2

Kick Returns

Year	G/S	No.	Yds.	Y/R	Y/G	Long	TDs
2016		Redshirt					
2017	11/4	27	669	24.8	60.8	99 vs. Arkansas State	1
Totals	11/4	27	669	24.8	60.8	99 vs. Arkansas State	1

2017 SINGLE-GAME HIGHS

- » Receptions - 11 vs. Ohio State
- » Receiving Yards - 200 vs. Ohio State*
- » Receiving TDs - 1 vs. Rutgers, vs. Ohio State
- » Kick Return Yards - 150 at Minnesota
- » Kick Return TDs - 1 vs. Arkansas State
- » All-Purpose Yards - 291 at Minnesota

2017 SEASON NOTES

- » Returned a kick 99 yards for a touchdown in the opener against Arkansas State
- » Scored first-career receiving touchdown against Rutgers
- » Set school record with 200 receiving yards against Ohio State, besting the previous top mark in program history of 167, set by Matt Davison in 1998
- » His 11 receptions against the Buckeyes tied for third-most in a single game in school history
- » Hauled in a 77-yard touchdown reception against OSU, the longest reception of his career
- » Had a 40-yard run against Northwestern, the longest rush by a Husker this season
- » Caught nine passes for 141 yards in the game against Minnesota, eclipsing program freshman records in a season in both categories
- » Joined Nate Swift (2005) as the only freshmen in school history to record multiple 100-yard receiving games in a season
- » Set career highs in kick return yards (150) and all-purpose yards (291) in the game against Minnesota, as his 291 all-purpose yards were the fifth-most in school history and the second-most by a freshman
- » His 1,572 all-purpose yards this season are a program freshman record, bettering the mark of 1,259 set by Ahman Green in 1995
- » Is tied for sixth on the NU single-season catch list and seventh on Nebraska's single-season receiving yards list
- » Holds the school freshman record for receptions

CAREER HONORS

- » BTN.com All-Freshman Team (2015)
- » Nebraska Newcomer of the Year (2015)
- » Tom Osborne Citizenship Team (2017)
- » Brook Berringer Citizenship Team (2017)

2017 GAME-BY-GAME

Opponent	Rec.	Yds	TD	Lg
Arkansas State	5	102	1	44
at Oregon	7	103	2	28
Northern Illinois	6	94	0	28
Rutgers	--	Did Not Play Due to Injury --		
at Illinois	8	96	1	23
Wisconsin	4	115	1	80
Ohio State	3	30	1	17
at Purdue	6	112	1	46
Northwestern	4	38	0	12
at Minnesota	4	37	0	21
at Penn State	7	185	1	51
Totals	54	912	8	80


CAREER HONORS

- » NU School Record for Receiving Yards in a Game (200 vs. Ohio State, 2017)
- » NU Freshman Record for Receptions in a Season (49, 2017)
- » NU Freshman Record for Receiving Yards in a Season (734, 2017)
- » NU Freshman Record for All-Purpose Yards in a Season (1,445, 2017)
- » Nebraska Scout Team Offensive MVP (2016)
- » Nebraska Scholar-Athlete Honor Roll (Fall 2016)

2017 GAME-BY-GAME

Opponent	----- Receiving -----					----- Kick Returns -----			
	Rec.	Yds	TD	Lg		Ret.	Yds	TD	Lg
Arkansas State	2	44	0	35		1	99	1	99
at Oregon	2	29	0	23		1	11	0	11
Northern Illinois	3	52	0	36		2	74	0	50
Rutgers	5	46	1	18		2	49	0	25
at Illinois	2	25	0	18		1	20	0	20
Wisconsin	6	79	0	22		1	22	0	22
Ohio State	11	200	1	77		4	60	0	20
at Purdue	6	70	0	26		2	59	0	31
Northwestern	3	48	0	23		5	102	0	35
at Minnesota	9	141	0	27		7	150	0	40
at Penn State	6	96	0	31		1	23	0	23
Totals	55	830	2	77		27	669	1	99





#12 PATRICK O'BRIEN • RFr. • QB

SAN JUAN CAPISTRANO, CALIF.
SAN JUAN HILLS HS

CAREER STATS

Passing

Year	G/S	Comp-Att-Int	Pct.	Yds.	Y/G	LP	TD	Eff.R.
2016		Redshirt						
2017	3/0	18-30-1	60.0	192	64.0	26	0	107.09
Totals	3/0	18-30-1	60.0	192	64.0	26	0	107.09

CAREER HONORS

- » Brook Berringer Citizenship Team (2017)
- » Tom Osborne Citizenship Team (2017)

2017 SEASON NOTES


- » Made his first appearance as a Husker against Wisconsin
- » Saw his most extensive action of the season in the game against Minnesota, as he completed 12 of 18 passes for 137 yards

2017 SINGLE-GAME HIGHS

- » Pass Attempts – 18 at Minnesota
- » Pass Completions – 12 at Minnesota
- » Passing Yards – 137 at Minnesota
- » Passing Touchdowns – 0

2017 GAME-BY-GAME

Opponent	----- Passing -----					----- Rushing -----			
	Comp-Att-Int	Yds	TD	Lg	No.	Yds	TD	Lg	
Arkansas State	-- Did Not Play --								
at Oregon	-- Did Not Play --								
Northern Illinois	-- Did Not Play --								
Rutgers	-- Did Not Play --								
at Illinois	2-3-0	9	0	8	1	-7	0	0	
Wisconsin	4-9-1	46	0	18	2	11	0	11	
Ohio State	-- Did Not Play --								
at Purdue	-- Did Not Play --								
Northwestern	-- Did Not Play --								
at Minnesota	12-18-0	137	0	26	11	0	0	14	
at Penn State	-- Did Not Play --								
Iowa									
Totals	18-30-1	192	0	26	14	4	0	14	



#12 LUKE GIFFORD • Jr. • LB

LINCOLN, NEB.
SOUTHEAST HS

CAREER STATS

Year	G/S	-----Tackles-----					Fum.			QB	
		UT	AT	TT	TFL	Sacks	C-R	BK	PBU	INT	Hry.
2014		Redshirt									
2015	6/0	2	5	7	1-3	0.0-0	0-0	0	0	0	0
2016	4/0	0	1	1	0-0	0.0-0	0-0	0	0	0	0
2017	7/7	20	19	39	5-17	1.5-10	0-0	0	1	1	0
Totals	17/7	22	25	47	6-20	1.5-10	0-0	0	1	1	0

CAREER HONORS

- » Three-Time Nebraska Scholar-Athlete Honor Roll
- » Brook Berringer Citizenship Team (2015, 2016, 2017)
- » Tom Osborne Citizenship Team (2015, 2016, 2017)

2017 SEASON NOTES

- » Led Nebraska with a career-high nine tackles against Arkansas State
- » Paced the Huskers with eight tackles, including a half sack, against Northern Illinois
- » Recorded first-career interception against Rutgers, while posting six tackles including a tackle for loss
- » Recorded a sack against Wisconsin

CAREER SINGLE-GAME HIGHS

- » Tackles - 9 vs. Arkansas State (2017)
- » Tackles for Loss – 1 six times
- » Pass Breakups – 1 at Oregon (2017)
- » Sacks – 1.0 vs. Wisconsin (2017)
- » Interceptions - 1 vs. Rutgers (2017)

2017 SINGLE-GAME HIGHS

- » Tackles - 9 vs. Arkansas State
- » Tackles for Loss – 1 five times
- » Pass Breakups – 1 at Oregon
- » Sacks – 1.0 vs. Wisconsin
- » Interceptions - 1 vs. Rutgers

2017 GAME-BY-GAME

Opponent	--Tackles--		-Sacks-		FF-FR-Yds	Int-Yds	PBU	QBH
	UT-AT-TT	TFL-Yds	No-Yds					
Arkansas State	4-5-9	0-0	0.0-0		0-0-0	0-0	0	0
at Oregon	3-2-5	0-0	0.0-0		0-0-0	0-0	1	0
Northern Illinois	4-4-8	1-4	0.5-4		0-0-0	0-0	0	0
Rutgers	3-3-6	1-3	0.0-0		0-0-0	1--3	0	0
at Illinois	3-2-5	1-3	0.0-0		0-0-0	0-0	0	0
Wisconsin	2-1-3	1-6	1.0-6		0-0-0	0-0	0	0
Ohio State	1-2-3	1-1	0.0-0		0-0-0	0-0	0	0
at Purdue	-- Did Not Play Due to Injury --							
Northwestern	-- Did Not Play Due to Injury --							
at Minnesota	-- Did Not Play Due to Injury --							
at Penn State	-- Did Not Play Due to Injury --							
Iowa								
Totals	20-19-39	5-17	1.5-10		0-0-0	1--3	1	0





#13 TANNER LEE • Jr. • QB

 DESTREHAN, LA.
JESUIT HS/TULANE

CAREER STATS

Passing

Year	G/GS	Comp-Att-Int	Pct.	Yds.	Y/G	LP	TD	Eff.R.
2013		Redshirt at Tulane						
2014	10/10	185-336-14	55.1	1,962	196.2	74	12	107.6
2015	9/9	143-276-7	51.8	1,639	182.1	76	11	109.8
Totals	19/19	328-612-21	53.6	3,601	189.5	76	23	108.6
2016		Did Not Play - Transfer						
2017	11/11	224-387-13	57.9	2,938	253.9	80	21	132.8
Totals	30/30	550-999-34	55.1	6,539	218.0	80	44	117.8

CAREER HONORS

» 2016 Nebraska Scout Team Offensive MVP

2017 SEASON NOTES

» Completed 19 of 32 passes for 238 yards in the opener against Arkansas State, throwing two touchdowns and no interceptions
 » Scored first two rushing touchdowns of his career against Northern Illinois
 » Had career-long 80-yard touchdown pass vs. Wisconsin
 » Surpassed 5,000 career passing yards with a 262-yard game in the air against Wisconsin
 » Threw for a career-high 431 yards at Purdue, tying Zac Taylor for the fourth-most in school history and marked the seventh 400-yard passing game in Nebraska history
 » Lee topped the 300-yard passing mark for the second straight game at Purdue, marking the first time a Nebraska quarterback has posted consecutive 300-yard passing games in conference play since 2008
 » Set career highs in pass attempts, pass completions and passing yards at Purdue
 » Surpassed 6,000 career passing yards through the air in the game against Minnesota
 » His 2,938 passing yards in 2017 rank fourth on the NU season passing list
 » His 2,938 passing yards in 2017 mark the most passing yards ever for a first-year Husker

CAREER HIGHS


» Pass Attempts – 50 at Purdue (2017)
 » Pass Completions – 32 at Purdue (2017)
 » Passing Yards – 431 at Purdue (2017)
 » Passing Touchdowns – 4 vs. UCF (2015 at Tulane)
 » Rushing Touchdowns – 2 vs. Northern Illinois (2017)

2017 SINGLE-GAME HIGHS

» Pass Attempts – 50 at Purdue
 » Pass Completions – 32 at Purdue
 » Passing Yards – 431 at Purdue (2017)
 » Passing Touchdowns – 3 at Oregon, at Illinois
 » Rushing Touchdowns – 2 vs. Northern Illinois

2017 GAME-BY-GAME

Opponent	Passing				Rushing			
	Comp-Att-Int	Yds	TD	Lg	No.	Yds.	TD	Lg
Arkansas State	19-32-0	238	2	44	1	-7	0	0
at Oregon	19-41-4	252	3	35	3	-19	0	0
Northern Illinois	25-47-3	299	0	36	7	-18	2	4
Rutgers	13-26-2	109	2	18	0	0	0	0
at Illinois	17-24-0	246	3	45	2	-16	0	0
Wisconsin	16-32-1	262	1	80	2	5	0	5
Ohio State	23-38-0	303	2	77	1	5	0	5
at Purdue	32-50-0	431	2	46	5	-18	0	2
Northwestern	21-38-3	225	2	32	2	-8	0	2
at Minnesota	13-18-0	174	1	44	0	0	0	0
at Penn State	24-41-0	399	3	51	6	-16	0	6
at Iowa								
Totals	224-387-13	2,938	21	80	29	-92	2	6



#15 DE'MORNAY PIERSON-EL • Sr. • WR/PR

 ALEXANDRIA, VA.
WEST POTOMAC HS

CAREER STATS

Receiving

Year	G/S	No.	Yds.	Y/R	Y/G	Long	TDs
2014	13/6	23	321	14.0	24.7	46 at Northwestern	4
2015	5/1	12	111	9.3	22.2	19 vs. Wisconsin	1
2016	13/6	20	254	12.7	19.5	40 vs. Purdue	1
2017	11/8	42	584	13.9	53.1	45 at Illinois	5
Totals	42/21	97	1,270	13.1	30.2	46 at Northwestern	11

Punt Returns

Year	G/S	No.	Yds.	Y/R	Y/G	Long	TDs
2014	13/6	34	596	17.5	45.8	86 at Fresno State	3
2015	5/1	4	48	12.0	9.6	42 at Minnesota	0
2016	13/6	23	168	7.3	12.9	45 vs. Oregon	0
2017	11/8	13	92	7.1	8.4	63 vs. Rutgers	0
Totals	42/21	74	904	12.2	21.5	86 at Fresno State	3

CAREER SINGLE-GAME HIGHS

» Receptions – 8 vs. USC (2014 Holiday Bowl), vs. Northern Illinois (2017)
 » Receiving Yards – 102 vs. USC (2014 Holiday Bowl)
 » Receiving TDs – 1, 10 times

» Punt Return Yards – 150 at Fresno State (2014)
 » Punt Return TDs – 1, three times

» All-Purpose Yards – 150, twice

2017 SINGLE-GAME HIGHS

» Receptions – 8 vs. Northern Illinois
 » Receiving Yards – 101 vs. Northern Illinois
 » Receiving TDs – 1, four times

» Punt Return Yards – 56 vs. Rutgers
 » Punt Return TDs – 0

» All-Purpose Yards – 114 vs. Northern Illinois

2017 SEASON NOTES

» Caught two passes for 20 yards and a touchdown, while rushing for 23 yards against Arkansas State
 » Hauled in a career-high-tying eight passes for a season-high 101 yards against Northern Illinois
 » Returned a punt 63 yards to set up a Nebraska touchdown against Rutgers, the 12th return of at least 25 yards in his career, while catching three passes and a touchdown
 » Had a season-long reception of 45 yards against Illinois
 » Broke 1,000-yard career-receiving mark against Wisconsin
 » Caught five passes for 62 yards at Purdue and moved into the top 20 on the Nebraska career receiving yardage list
 » Is currently 11th on the NU career receptions list at 93 catches and 15th on the NU career receiving yardage list with 1,216 yards.

CAREER HONORS

» Second-Team All-American (USA Today, SI, FWA, 2014)
 » Third-Team All-American (Athlon, 2014)
 » Nebraska Pat Clare Award (2016)
 » Freshman All-American (Scout, 247Sports, USA Today, 2014)
 » 2014 Jet Award Punt Returner of the Year
 » Honorable-Mention All-Big Ten (Media, Coaches, 2016)
 » 2x Big Ten Special Teams Player of the Week (Fresno State, Iowa, 2014)
 » NU Freshman Record - Long Punt Return, Punt Return Yards & TDs
 » NU Bowl Record for Receptions (8 vs. USC, 2014 Holiday Bowl)
 » Nebraska Special Teams MVP (2015)
 » Nebraska Scholar-Athlete Honor Roll (Fall 2014, 2016)
 » Nebraska Student-Athlete HERO Leadership Award (2015)
 » Brook Berringer Citizenship Team (2015, 2016, 2017)
 » Tom Osborne Citizenship Team (2015, 2016, 2017)

2017 GAME-BY-GAME

Opponent	Receiving				Punt Returns			
	No.	Yds	TD	Lg	No.	Yds	TD	Lg
Arkansas State	2	20	1	12	0	0	0	0
at Oregon	4	67	1	34	0	0	0	0
Northern Illinois	8	101	0	36	5	13	0	10
Rutgers	3	22	1	10	3	56	0	63
at Illinois	4	94	1	45	1	4	0	4
Wisconsin	3	59	0	37	2	10	0	9
Ohio State	2	8	0	5	0	0	0	0
at Purdue	5	62	0	37	0	0	0	0
Northwestern	4	34	0	16	1	6	0	6
at Minnesota	3	63	0	44	0	0	0	0
at Penn State	4	54	1	22	1	3	0	3
at Iowa								
Totals	42	584	5	45	13	92	0	63



#17 SEDRICK KING • Jr. • LB

PLANT CITY, FLA.
PLANT CITY HS

CAREER STATS

Year	G/S	Tackles					Fum.		QB Hry.
		UT	AT	TT	TFL	Sacks	C-R	BK	
2015	2/0	0	0	0	0-0	0.0-0	0-0	0	0
2016	8/0	0	4	4	0-0	0.0-0	0-0	0	0
2017	6/3	4	8	12	2-1	0.0-0	0-0	0	0
Totals	16/3	4	12	16	2-1	0.0-0	0-0	0	0

2017 GAME-BY-GAME

Opponent	--Tackles--		-Sacks-		FF-FR-Yds	Int-Yds	PBU	QBH
	UT-AT-TT	TFL-Yds	No-Yds	No-Yds				
Arkansas State	-- Did Not Play --							
at Oregon	-- Did Not Play --							
Northern Illinois	0-0-0	0-0	0.0-0	0.0-0	0-0-0	0-0	0	0
Rutgers	0-0-0	0-0	0.0-0	0.0-0	0-0-0	0-0	0	0
at Illinois	1-2-3	0-0	0.0-0	0.0-0	0-0-0	0-0	0	0
Wisconsin	1-0-1	0-0	0.0-0	0.0-0	0-0-0	0-0	0	0
Ohio State	2-5-7	1-1	0.0-0	0.0-0	0-0-0	0-0	0	0
at Purdue	-- Did Not Play --							
Northwestern	-- Did Not Play --							
at Minnesota	0-1-1	1-0	0.0-0	0.0-0	0-0-0	0-0	0	0
at Penn State	-- Did Not Play --							
Iowa								
Totals	4-8-12	2-1	0.0-0	0.0-0	0-0-0	0-0	0	0

2017 SEASON NOTES

- » Made first-career start against Rutgers
- » Recorded a career-high seven tackles, including a tackle for loss, against Ohio State

CAREER SINGLE-GAME HIGHS

- » Tackles - 7 vs. Ohio State (2017)
- » Tackles for Loss - 1 vs. Ohio State (2017), at Minnesota (2017)
- » Sacks - 0

2017 SINGLE-GAME HIGHS

- » Tackles - 7 vs. Ohio State
- » Tackles for Loss - 1 vs. Ohio State, at Minnesota
- » Sacks - 0



#18 TRE BRYANT • So. • IB

ST. LOUIS, MO.
CHRISTIAN BROTHERS COLLEGE

CAREER STATS

Year	G/S	Att.	Gain	Loss	Net	Y/A	Y/G	Long	TDs
2016	12/0	43	179	7	172	4.0	14.3	22 vs. Maryland	1
2017	2/2	51	304	5	299	5.9	149.5	35 vs. Arkansas State	2
Totals	14/2	94	483	12	471	5.0	33.6	35 vs. Arkansas State	3

CAREER SINGLE-GAME HIGHS

- » Rushes - 31 vs. Arkansas State (2017)
- » Rushing Yards - 192 vs. Arkansas State (2017)
- » Rushing TDs - 1 vs. Fresno State (2016), vs. Arkansas State (2017), at Oregon (2017)
- » Receiving TDs - 1 vs. Minnesota (2016)

- » Kick Return Yards - 124 at Ohio State (2016)
- » Kick Return TDs - 0

- » All-Purpose Yards - 192 vs. Arkansas State (2017)

2017 SINGLE-GAME HIGHS

- » Rushes - 31 vs. Arkansas State
- » Rushing Yards - 192 vs. Arkansas State
- » Rushing TDs - 1 vs. Arkansas State, at Oregon
- » All-Purpose Yards - 192 vs. Arkansas State

CAREER HONORS

- » Nebraska Newcomer of the Year (2016)
- » Brook Berringer Citizenship Team (2017)
- » Tom Osborne Citizenship Team (2017)

2017 GAME-BY-GAME

Opponent	No.	Yds	TD	Lg
Arkansas State	31	192	1	35
at Oregon	20	107	1	25
Northern Illinois	-- Did Not Play Due to Injury --			
Rutgers	-- Did Not Play Due to Injury --			
at Illinois	-- Did Not Play Due to Injury --			
Wisconsin	-- Did Not Play Due to Injury --			
Ohio State	-- Did Not Play Due to Injury --			
at Purdue	-- Did Not Play Due to Injury --			
Northwestern	-- Did Not Play Due to Injury --			
at Minnesota	-- Did Not Play Due to Injury --			
at Penn State	-- Did Not Play Due to Injury --			
Iowa				
Totals	51	299	2	35

2017 SEASON NOTES

- » Ran for a career-high 192 yards on 31 carries with a touchdown against Arkansas State
- » Rushed for 107 yards against Oregon to give him back-to-back 100-yard rushing games. He became the first Husker to post back-to-back 100-yard rushing games to open a season since Ameer Abdullah in 2013.
- » Had season-ending knee surgery in October



#19 MARQUEL DISMUKE • RFr. • DB

COMPTON, CALIF.
CALABASAS HS

CAREER STATS

		Tackles					Fum.				QB
Year	G/S	UT	AT	TT	TFL	Sacks	C-R	BK	PBU	INT	Hry.
2016		Redshirt									
2017	11/1	19	13	32	0-0	0.0-0	0-1	0	0	0	0
Totals	11/1	19	13	32	0-0	0.0-0	0-1	0	0	0	0

2017 GAME-BY-GAME

Opponent	Tackles		Sacks		FF-FR-Yds	Int-Yds	PBU	QBH
	UT-AT-TT	TFL-Yds	No-Yds	No-Yds				
Arkansas State	0-0-0	0-0	0.0-0	0.0-0	0-0-0	0-0	0	0
at Oregon	0-0-0	0-0	0.0-0	0.0-0	0-0-0	0-0	0	0
Northern Illinois	0-0-0	0-0	0.0-0	0.0-0	0-1-0	0-0	0	0
Rutgers	0-0-0	0-0	0.0-0	0.0-0	0-0-0	0-0	0	0
at Illinois	0-0-0	0-0	0.0-0	0.0-0	0-0-0	0-0	0	0
Wisconsin	3-6-9	0-0	0.0-0	0.0-0	0-0-0	0-0	0	0
Ohio State	4-2-6	0-0	0.0-0	0.0-0	0-0-0	0-0	0	0
at Purdue	2-1-3	0-0	0.0-0	0.0-0	0-0-0	0-0	0	0
Northwestern	4-3-7	0-0	0.0-0	0.0-0	0-0-0	0-0	0	0
at Minnesota	5-1-6	0-0	0.0-0	0.0-0	0-0-0	0-0	0	0
at Penn State	1-0-1	0-0	0.0-0	0.0-0	0-0-0	0-0	0	0
Iowa								
Totals	19-13-32	0-0	0.0-0	0.0-0	0-1-0	0-0	0	0

CAREER HONORS

- » Nebraska Scholar-Athlete Honor Roll (Fall 2016)

2017 SEASON NOTES

- » Recovered a fumble against Northern Illinois
- » Recorded career-high nine tackles against Wisconsin
- » Got his first-career start vs. Northwestern
- » Had six tackles, including five solo stops, against Minnesota

2017 SINGLE-GAME HIGHS

- » Tackles - 9 vs. Wisconsin
- » Tackles for Loss - 0
- » Sacks - 0
- » Pass Breakups - 0
- » Interceptions - 0



#21 LAMAR JACKSON • So. • DB

ELK GROVE, CALIF.
FRANKLIN HS

CAREER STATS

Year	G/S	Tackles					Fum.		QB Hry.
		UT	AT	TT	TFL	Sacks	C-R	BK	
2016	13/1	14	3	17	2-14	1.0-11	0-0	0	0
2017	11/11	27	10	37	0-0	0.0-0	0-0	0	3
Totals	24/12	41	13	54	2-14	1.0-11	0-0	0	3

CAREER SINGLE-GAME HIGHS

- » Tackles - 8 at Purdue (2017)
- » Tackles for Loss - 2 vs. Fresno State (2016)
- » Pass Breakups - 1 vs. Arkansas State (2017), vs. Northwestern (2017)
- » Interceptions - 0

2017 SINGLE-GAME HIGHS

- » Tackles - 8 at Purdue
- » Tackles for Loss - 0
- » Tackles for Loss - 0
- » Pass Breakups - 1 vs. Arkansas State, vs. Northwestern, at Minnesota
- » Interceptions - 0

2017 SEASON NOTES

- » Recorded a career-high eight tackles against Purdue, better his previous career high of five tackles against Arkansas State

2017 GAME-BY-GAME

Opponent	Tackles		TFL-Yds	Sacks		FF-FR-Yds	Int-Yds	PBU	QBH
	UT-AT-TT			No-Yds					
Arkansas State	5-0-5		0-0	0.0-0		0-0-0	0-0	1	0
at Oregon	1-2-3		0-0	0.0-0		0-0-0	0-0	0	0
Northern Illinois	1-1-2		0-0	0.0-0		0-0-0	0-0	0	0
Rutgers	3-1-4		0-0	0.0-0		0-0-0	0-0	0	0
at Illinois	1-1-2		0-0	0.0-0		0-0-0	0-0	0	0
Wisconsin	0-0-0		0-0	0.0-0		0-0-0	0-0	0	0
Ohio State	1-2-3		0-0	0.0-0		0-0-0	0-0	0	0
at Purdue	8-0-8		0-0	0.0-0		0-0-0	0-0	0	0
Northwestern	2-1-3		0-0	0.0-0		0-0-0	0-0	1	0
at Minnesota	1-2-3		0-0	0.0-0		0-0-0	0-0	1	0
at Penn State	4-0-4		0-0	0.0-0		0-0-0	0-0	0	0
Totals	27-10-37		0-0	0.0-0		0-0-0	0-0	3	0



#21 MIKALE WILBON • Jr. • IB

CHICAGO, ILL.
DE LA SALLE INSTITUTE

CAREER STATS

Year	G/S	Att.	Gain	Loss	Net	Y/A	Y/G	Long	TDs
2014									
2015	4/0	9	42	7	35	3.9	8.8	19 vs. South Alabama	0
2016	10/0	15	91	2	89	5.9	8.9	32 at Northwestern	0
2017	10/6	81	354	14	340	4.2	34.0	25 vs. Northern Illinois	6
Totals	24/6	105	487	23	464	4.4	19.3	32 at Northwestern	6

CAREER HONORS

- » 2014 Nebraska Offensive Scout Team MVP

2017 SEASON NOTES

- » Scored first career touchdown on a seven-yard run against Arkansas State
- » Ran for 90 yards on 24 carries in his first-career start against Northern Illinois
- » Rushed for 78 yards and a touchdown against Rutgers
- » Scored a touchdown in the game against Minnesota
- » Scored two rushing touchdowns at Penn State, setting a career high

2017 GAME-BY-GAME

Opponent	Rushing				Receiving			
	No.	Yds	TD	Lg	No.	Yds	TD	Lg
Arkansas State	2	15	1	8	3	7	0	6
at Oregon	3	8	1	4	1	4	0	4
Northern Illinois	24	90	0	25	3	14	0	11
Rutgers	14	78	1	15	1	-2	0	0
at Illinois	13	60	0	15	0	0	0	0
Wisconsin	---Did Not Play Due to Injury---							
Ohio State	3	3	0	2	3	3	0	3
at Purdue	1	3	0	3	1	12	0	12
Northwestern	1	2	0	2	2	8	0	4
at Minnesota	10	28	1	12	1	-2	0	0
at Penn State	10	53	2	24	2	18	0	12
Totals	81	340	6	25	17	62	0	12

CAREER SINGLE-GAME HIGHS

- » Rushes - 24 vs. Northern Illinois (2017)
- » Rushing Yards - 90 vs. Northern Illinois (2017)
- » Rushing Touchdowns - 2 at Penn State (2017)

2017 SINGLE-GAME HIGHS

- » Rushes - 24 vs. Northern Illinois
- » Rushing Yards - 90 vs. Northern Illinois
- » Rushing Touchdowns - 2 at Penn State



#22 ALEX DAVIS • So. • LB

RIVIERA BEACH, FLA.
DWYER HS

CAREER STATS

Year	G/S	Tackles					Fum.		QB Hry.
		UT	AT	TT	TFL	Sacks	C-R	BK	
2015									
2016	13/0	0	2	2	0-0	0.0-0	0-0	0	0
2017	11/4	9	6	15	2-5	1.5-5	0-0	0	0
Totals	24/4	9	8	17	2-5	1.5-5	0-0	0	0

CAREER HONORS

- » Scout Team Defensive MVP (2015)
- » Nebraska Scholar-Athlete Honor Roll (Spring 2016)
- » Brook Berringer Citizenship Team (2016, 2017)
- » Tom Osborne Citizenship Team (2016, 2017)

2017 SEASON NOTES

- » Recorded a half sack against Northern Illinois
- » Made his first-career start at Purdue
- » Had a career-high four tackles against Northwestern
- » Had one sack at Penn State, setting a career high

CAREER SINGLE-GAME HIGHS

- » Tackles - 4 vs. Northwestern (2017)
- » Tackles for Loss - 1 vs. Northern Illinois (2017), at Penn State (2017)
- » Sacks - 1.0 at Penn State (2017)

2017 SINGLE-GAME HIGHS

- » Tackles - 4 vs. Northwestern
- » Tackles for Loss - 1 vs. Northern Illinois, at Penn State
- » Sacks - 1.0 at Penn State

2017 GAME-BY-GAME

Opponent	Tackles		TFL-Yds	Sacks		FF-FR-Yds	Int-Yds	PBU	QBH
	UT-AT-TT			No-Yds					
Arkansas State	1-0-1		0-0	0.0-0		0-0-0	0-0	0	0
at Oregon	0-0-0		0-0	0.0-0		0-0-0	0-0	0	0
Northern Illinois	0-1-1		1-3	0.5-3		0-0-0	0-0	0	0
Rutgers	0-0-0		0-0	0.0-0		0-0-0	0-0	0	0
at Illinois	1-0-1		0-0	0.0-0		0-0-0	0-0	0	0
Wisconsin	0-0-0		0-0	0.0-0		0-0-0	0-0	0	0
Ohio State	0-2-2		0-0	0.0-0		0-0-0	0-0	0	0
at Purdue	1-0-1		0-0	0.0-0		0-0-0	0-0	0	0
Northwestern	2-2-4		0-0	0.0-0		0-0-0	0-0	0	0
at Minnesota	1-1-2		0-0	0.0-0		0-0-0	0-0	0	0
at Penn State	3-0-3		1-2	1.0-2		0-0-0	0-0	0	0
Totals	9-6-15		2-5	1.5-5		0-0-0	0-0	0	0



#22 DEVINE OZIGBO • Jr. • IB

SACHSE, TEXAS
SACHSE HS

CAREER STATS

Year	G/S	Att.	Gain	Loss	Net	Y/A	Y/G	Long	TDs
2015	11/0	38	212	3	209	5.5	19.0	31 at Illinois	1
2016	11/1	97	429	17	412	4.2	37.5	42 vs. Tennessee	5
2017	9/3	126	503	23	480	3.8	53.3	28 vs. Wisconsin	3
Totals	31/4	261	1,144	43	1,101	4.3	35.5	42 vs. Tennessee	9

CAREER HONORS

» Nebraska Scholar-Athlete Honor Roll (Fall 2016)

2017 SEASON NOTES

- » Rushed for 101 yards on a career-high 24 carries against Rutgers
- » Rushed for three consecutive 100-yard games against Rutgers, Illinois and Wisconsin
- » Recorded his first rushing touchdown of the season at Illinois
- » Rushed for a career-high 112 yards, including a season-long rush of 28 yards against Wisconsin in his first start of the season
- » Caught two passes for a season-high 37 yards against Ohio State
- » Scored a touchdown in the game against Minnesota

CAREER SINGLE-GAME HIGHS


- » Rushes - 24 vs. Rutgers (2017)
- » Rushing Yards - 112 vs. Wisconsin (2017)
- » Rushing Touchdowns - 2 vs. Fresno State (2016)
- » Receptions - 6 at Purdue (2017)
- » Receiving Yards - 42 at Purdue (2015)

2017 SINGLE-GAME HIGHS

- » Rushes - 24 vs. Rutgers
- » Rushing Yards - 112 vs. Wisconsin
- » Rushing Touchdowns - 1 at Illinois, at Minnesota, at Penn State
- » Receptions - 6 at Purdue
- » Receiving Yards - 37 vs. Ohio State

2017 GAME-BY-GAME

Opponent	----- Rushing -----				----- Receiving -----			
	No.	Yds	TD	Lg	No.	Yds	TD	Lg
Arkansas State	-- Did Not Play --							
at Oregon	-- Did Not Play --							
Northern Illinois	2	8	0	8	0	0	0	0
Rutgers	24	101	0	20	0	0	0	0
at Illinois	18	106	1	20	0	0	0	0
Wisconsin	23	112	0	28	4	18	0	8
Ohio State	9	24	0	5	2	37	0	37
at Purdue	10	8	0	4	6	39	0	10
Northwestern	23	72	0	16	2	18	0	15
at Minnesota	10	37	1	7	1	12	0	12
at Penn State	7	12	1	5	0	0	0	0
Iowa								
Totals	126	480	3	28	15	124	0	37



#23 DICAPRIO BOOTLE • RFr. • DB

MIAMI, FLA.
SOUTHRIDGE HS

CAREER STATS

Year	G/S	(-----Tackles-----)					Fum.			QB	
		UT	AT	TT	TFL	Sacks	C-R	BK	PBU	INT	Hry.
2016		Redshirt									
2017	11/1	11	2	13	1-1	0.0-0	0-0	0	0	0	0
Totals	11/1	11	2	13	1-1	0.0-0	0-0	0	0	0	0

CAREER HONORS

» Nebraska Scholar-Athlete Honor Roll (Fall 2015)

2017 SEASON NOTES

- » Recorded a career-high four tackles against Oregon
- » Made his first career start against Ohio State, recording a tackle for loss while lining up at safety after playing cornerback in the first six games,

2017 SINGLE-GAME HIGHS

- » Tackles - 4 at Oregon
- » Tackles for Loss - 1 vs. Ohio State
- » Sacks - 0
- » Pass Breakups - 0
- » Interceptions - 0

2017 GAME-BY-GAME

	--Tackles--		-Sacks-				
Opponent	UT-AT-TT	TFL-Yds	No-Yds	FF-FR-Yds	Int-Yds	PBU	QBH
Arkansas State	2-0-2	0-0	0.0-0	0-0-0	0-0	0	0
at Oregon	4-0-4	0-0	0.0-0	0-0-0	0-0	0	0
Northern Illinois	0-1-1	0-0	0.0-0	0-0-0	0-0	0	0
Rutgers	1-0-1	0-0	0.0-0	0-0-0	0-0	0	0
at Illinois	0-0-0	0-0	0.0-0	0-0-0	0-0	0	0
Wisconsin	0-1-1	0-0	0.0-0	0-0-0	0-0	0	0
Ohio State	3-0-3	1-1	0.0-0	0-0-0	0-0	0	0
at Purdue	1-0-1	0-0	0.0-0	0-0-0	0-0	0	0
Northwestern	0-0-0	0-0	0.0-0	0-0-0	0-0	0	0
at Minnesota	0-0-0	0-0	0.0-0	0-0-0	0-0	0	0
at Penn State	0-0-0	0-0	0.0-0	0-0-0	0-0	0	0
Iowa							
Totals	11-2-13	1-1	0.0-0	0-0-0	0-0	0	0



#24 AARON WILLIAMS • Jr. • DB

ATLANTA, GA.
CARVER HS

CAREER STATS

Year	G/S	(-----Tackles-----)					Fum.			QB	
		UT	AT	TT	TFL	Sacks	C-R	BK	PBU	INT	Hry.
2015	13/3	17	7	24	3-9	0.0-0	0-0	0	0	0	0
2016	13/11	32	30	62	6-22	2.0-18	0-0	0	7	3	0
2017	8/7	28	17	45	1-4	0.0-0	0-1	0	1	2	0
Totals	34/21	77	54	131	10-35	2.0-18	0-1	0	8	5	0

CAREER HONORS

» Nebraska Scholar-Athlete Honor Roll (Spring 2015)

2017 SEASON NOTES

- » Made six tackles and had a pass breakup against Arkansas State
- » Had a career-high 12 tackles and first fumble recovery against Oregon
- » Returned an interception for a touchdown against Wisconsin

CAREER SINGLE-GAME HIGHS

- » Tackles - 12 at Oregon (2017)
- » Tackles for Loss - 1, nine times
- » Sacks - 1.0 at Indiana (2016), vs. Maryland (2016)
- » Pass Breakups - 2 vs. Maryland (2016)
- » Interceptions - 1 vs. Wyoming (2016), at Northwestern (2016), at Indiana (2016), at Oregon (2017), vs. Wisconsin (2017)
- » Fumble Recovery - 1 at Oregon (2017)

2017 SINGLE-GAME HIGHS

- » Tackles - 12 at Oregon
- » Tackles for Loss - 1 vs. Northern Illinois
- » Sacks - 0
- » Pass Breakups - 1 vs. Arkansas State
- » Interceptions - 1 at Oregon, vs. Wisconsin
- » Fumble Recovery - 1 at Oregon

2017 GAME-BY-GAME

	--Tackles--		-Sacks-				
Opponent	UT-AT-TT	TFL-Yds	No-Yds	FF-FR-Yds	Int-Yds	PBU	QBH
Arkansas State	3-3-6	0-0	0.0-0	0-0-0	0-0	1	0
at Oregon	6-6-12	0-0	0.0-0	0-1-0	1-27	0	0
Northern Illinois	2-3-5	1-4	0.0-0	0-0-0	0-0	0	0
Rutgers	1-0-1	0-0	0.0-0	0-0-0	0-0	0	0
at Illinois	3-2-5	0-0	0.0-0	0-0-0	0-0	0	0
Wisconsin	8-3-11	0-0	0.0-0	0-0-0	1-14	0	0
Ohio State	-- Did Not Play Due to Injury --						
at Purdue	1-0-1	0-0	0.0-0	0-0-0	0-0	0	0
Northwestern	-- Did Not Play Due to Injury --						
at Minnesota	-- Did Not Play Due to Injury --						
at Penn State	4-0-4	0-0	0.0	0-0-0	0-0	0	0
Iowa							
Totals	28-17-45	1-4	0.0-0	0-1-0	2-41	1	0



#25 ANTONIO REED • Jr. • DB

MEMPHIS, TENN.
SOUTHAVEN HS (MISS.)

CAREER STATS

Year	G/S	Tackles					Fum.		QB Hry.
		UT	AT	TT	TFL	Sacks	C-R	BK	
2015	13/0	9	1	10	0-0	0.0-0	2-0	0	0
2016	12/1	14	8	22	0-0	0.0-0	0-0	0	2
2017	9/4	24	16	40	2-5	0.0-0	1-0	0	1
Totals	34/5	47	25	72	2-5	0.0-0	3-0	0	2

2017 GAME-BY-GAME

Opponent	Tackles		Sacks		FF-FR-Yds	Int-Yds	PBU	QBH
	UT-AT-TT	TFL-Yds	No-Yds	FF-FR-Yds				
Arkansas State	2-1-3	0-0	0.0-0	0-0-0	0-0	0	0	0
at Oregon	2-3-5	1-4	0.0-0	1-0-0	0-0	0	0	0
Northern Illinois	3-2-5	1-1	0.0-0	0-0-0	0-0	0	0	0
Rutgers	4-2-6	0-0	0.0-0	0-0-0	1-19	0	0	0
at Illinois	4-2-6	0-0	0.0-0	0-0-0	0-0	0	0	0
Wisconsin	0-0-0	0-0	0.0-0	0-0-0	0-0	0	0	0
Ohio State	-- Did Not Play Due to Injury --							
at Purdue	0-0-0	0-0	0.0-0	0-0-0	0-0	0	0	0
Northwestern	-- Did Not Play Due to Injury --							
at Minnesota	9-6-15	0-0	0.0-0	0-0-0	0-0	0	0	0
at Penn State	0-0-0	0-0	0.0-0	0-0-0	0-0	0	0	0
Totals	24-16-40	2-5	0.0-0	1-0-0	1-19	0	0	0

CAREER HONORS

- » Brook Berringer Citizenship Team (2017)
- » Tom Osborne Citizenship Team (2017)

2017 SEASON NOTES

- » Recorded six tackles and intercepted the first pass of his career in the game against Rutgers
- » Set a career high with 15 tackles, including nine solo stops, against Minnesota

CAREER SINGLE-GAME HIGHS

- » Tackles - 15 at Minnesota (2017)
- » Pass Breakups - 1, vs. Purdue (2016), vs. Maryland (2016)
- » Forced Fumbles - 1 at Oregon (2017)
- » Interceptions - 1 vs. Rutgers (2017)

2017 SINGLE-GAME HIGHS

- » Tackles - 15 at Minnesota
- » Tackles for Loss - 1 at Oregon, vs. Northern Illinois
- » Sacks - 0
- » Pass Breakups - 0
- » Forced Fumbles - 1 at Oregon
- » Interceptions - 1 vs. Rutgers



#26 KIERON WILLIAMS • Sr. • DB

SHREVEPORT, LA.
AIR FORCE PREP/C.E. BYRD HS

CAREER STATS

Year	G/S	Tackles					Fum.		QB Hry.
		UT	AT	TT	TFL	Sacks	C-R	BK	
2014	13/0	4	5	9	1-1	0.0-0	0-0	3	0
2015	13/0	5	2	7	0-0	0.0-0	0-0	0	0
2016	13/9	43	26	69	4-2	0.0-0	0-0	2	5
2017	11/1	6	10	16	0-0	0.0-0	1-0	0	0
Totals	50/10	58	43	101	5-3	0.0-0	1-0	3	5

2017 GAME-BY-GAME

Opponent	Tackles		Sacks		FF-FR-Yds	Int-Yds	PBU	QBH
	UT-AT-TT	TFL-Yds	No-Yds	FF-FR-Yds				
Arkansas State	0-0-0	0-0	0.0-0	0-0-0	0-0	0	0	0
at Oregon	0-0-0	0-0	0.0-0	0-0-0	0-0	0	0	0
Northern Illinois	0-0-0	0-0	0.0-0	0-0-0	0-0	0	0	0
Rutgers	0-0-0	0-0	0.0-0	0-0-0	0-0	0	0	0
at Illinois	0-1-1	0-0	0.0-0	0-0-0	0-0	0	0	0
Wisconsin	2-0-2	0-0	0.0-0	1-0-0	0-0	0	0	0
Ohio State	2-3-5	0-0	0.0-0	0-0-0	0-0	0	0	0
at Purdue	0-1-1	0-0	0.0-0	0-0-0	0-0	0	0	0
Northwestern	1-1-2	0-0	0.0-0	0-0-0	0-0	0	0	0
at Minnesota	0-1-1	0-0	0.0-0	0-0-0	0-0	0	0	0
at Penn State	1-3-4	0-0	0.0-0	0-0-0	0-0	0	0	0
Totals	6-10-16	0-0	0.0-0	1-0-0	0-0	0	0	0

CAREER HONORS

- » Brook Berringer Citizenship Team (2015, 2016, 2017)
- » Tom Osborne Citizenship Team (2015, 2016, 2017)

CAREER SINGLE-GAME HIGHS

- » Tackles - 10 vs. Fresno State (2016), at Indiana (2016)
- » Tackles for Loss - 1, five times
- » Pass Breakups - 1 vs. Oregon (2016), vs. Purdue (2016)
- » Interceptions - 2 vs. Purdue (2016)
- » Blocked Punts - 2 vs. USC (2014 Holiday Bowl)*
- *Tied school record

2017 SINGLE-GAME HIGHS

- » Tackles - 5 vs. Ohio State
- » Tackles for Loss - 0
- » Sacks - 0
- » Pass Breakups - 0
- » Interceptions - 0
- » Forced Fumble - 1 at Wisconsin

2017 SEASON NOTES

- » Forced a fumble against Wisconsin
- » Posted a season-high five tackles against Ohio State
- » Made his first start of the season at Penn State



#33 JAYLIN BRADLEY • Fr. • IB

BELLEVUE, NEB.
BELLEVUE WEST HS

CAREER STATS

Year	G/S	Att.	Gain	Loss	Net	Y/A	Y/G	Long	TDs
2017	6/0	15	77	3	74	4.9	12.3	20 at Purdue	0
Totals	6/0	15	77	3	74	4.9	12.3	20 at Purdue	0

2017 GAME-BY-GAME


Opponent	Rushing				Receiving			
	No.	Yds	TD	Lg	No.	Yds	TD	Lg
Arkansas State	-- Did Not Play --							
at Oregon	-- Did Not Play --							
Northern Illinois	0	0	0	0	0	0	0	0
Rutgers	6	16	0	8	0	0	0	0
at Illinois	1	7	0	7	0	0	0	0
Wisconsin	-- Did Not Play --							
Ohio State	0	0	0	0	0	0	0	0
at Purdue	7	42	0	20	3	31	0	13
Northwestern	-- Did Not Play Due to Injury --							
at Minnesota	-- Did Not Play Due to Injury --							
at Penn State	1	9	0	9	0	0	0	0
Totals	15	74	0	29	3	31	0	13

2017 SINGLE-GAME HIGHS

- » Rushes - 7 at Purdue
- » Rushing Yards - 42 at Purdue
- » Rushing Touchdowns - 0
- » Receptions - 3 at Purdue
- » Receiving Yards - 31
- » Receiving Touchdowns - 0
- » All-purpose Yards - 90
- » Kick Returns - 3 at Penn State
- » Kick Return Yards - 81 at Penn State

2017 SEASON NOTES

- » Recorded career-high carries, rushing yards, catches and receiving yards against Purdue



#31 COLLIN MILLER • RFr. • LB

FISHERS, IND.
HAMILTON SOUTHEASTERN HS

CAREER STATS

Year	G/S	Tackles-----					Fum.	QB
		UT	AT	TT	TFL	Sacks	C-R	Hry.
2016		Redshirt						
2017	11/0	3	4	7	0-0	0.0-0	0-1	0
Totals	11/0	3	4	7	0-0	0.0-0	0-1	0

CAREER HONORS

- » Nebraska Scout Team Defensive MVP (2016)
- » Nebraska Scholar-Athlete Honor Roll (Spring 2017)

2017 SEASON NOTES

- » Recorded two tackles in the game against Minnesota

2017 GAME-BY-GAME

Opponent	UT-AT-TT	TFL-Yds	No-Yds	FF-FR-Yds	Int-Yds	PBU	QBH
Arkansas State	0-0-0	0-0	0.0-0	0-0-0	0-0	0	0
at Oregon	0-0-0	0-0	0.0-0	0-0-0	0-0	0	0
Northern Illinois	1-0-1	0-0	0.0-0	0-0-0	0-0	0	0
Rutgers	0-0-0	0-0	0.0-0	0-0-0	0-0	0	0
at Illinois	0-0-0	0-0	0.0-0	0-0-0	0-0	0	0
Wisconsin	0-0-0	0-0	0.0-0	0-0-0	0-0	0	0
Ohio State	0-0-0	0-0	0.0-0	0-0-0	0-0	0	0
at Purdue	0-0-0	0-0	0.0-0	0-0-0	0-0	0	0
Northwestern	0-1-1	0-0	0.0-0	0-0-0	0-0	0	0
at Minnesota	2-0-2	0-0	0.0-0	0-0-0	0-0	0	0
at Penn State	0-3-3	0-0	0.0-0	0-1-0	0-0	0	0
Iowa							
Totals	3-4-7	0-0	0.0-0	0-1-0	0-0	0	0

CAREER HIGHS

- » Tackles - 3 at Penn State (2017)
- » Tackles for Loss - 0
- » Sacks - 0
- » Interceptions - 0
- » Fumble Recovery - 1 at Penn State (2017)

2017 SINGLE-GAME HIGHS

- » Tackles - 3 at Penn State (2017)
- » Tackles for Loss - 0
- » Sacks - 0
- » Interceptions - 0
- » Fumble Recovery - 1 at Penn State



#34 DREW BROWN • Sr. • PK

SOUTHLAKE, TEXAS
SOUTHLAKE CARROLL HS

CAREER STATS

Year	G/S	PAT	FG	Pct.	TP	PPG	0-19	20-29	30-39	40-49	50+	Lg
2014	13/13	59/59	14/21	66.7	101	7.8	1-1	4-5	7-8	2-6	0-1	44
2015	13/13	44/46	21/27	77.8	107	8.2	0-0	6-7	2-3	12-14	1-3	50
2016	13/13	38/38	12/14	85.7	74	5.7	0-0	4-4	4-4	3-4	1-2	51
2017	11/11	35/35	12/14	85.6	71	6.5	0-0	6-6	4-6	2-2	0-0	44
Totals	50/50	176/178	59/76	77.6	353	7.1	1-1	20-22	17-21	19-26	2-6	51

CAREER HONORS

- » Senior CLASS Award Candidate (2017)
- » Wuerffel Trophy Watch List (2016)
- » Allstate AFCA Good Works Team Watch List (2016)
- » Lou Groza Award Watch List (2016)
- » Second-Team All-Big Ten (Media, Associated Press, 2015)
- » Honorable-Mention All-Big Ten (Coaches, 2015; Media, 2016)
- » NCAA Record for Field Goals in a Half, Tied Record (5, 1st Half vs. Southern Miss)
- » Memorial Stadium Record for Most Field Goals, Tied Record (5 vs. Southern Miss)
- » Nebraska Sophomore Record for Season Field Goals (21 in 2015)
- » Nebraska Freshman Scoring Record (101 in 2015)
- » Nebraska Scholar-Athlete Honor Roll (Fall 2014; Spring 2016, 2017)
- » Brook Berringer Citizenship Team (2015, 2016, 2017)
- » Tom Osborne Citizenship Team (2015, 2016, 2017)

2017 SEASON NOTES

- » Made a pair of field goals, including a 41-yarder, in the opener against Arkansas State
- » Became the third Husker with at least 50 field goals when he connected on a pair of kicks in the Northern Illinois game. He also became the sixth Husker to reach at least 300 points in the game against NIU.
- » Connected on a pair of fourth quarter field goals against Rutgers
- » Made four field goals at Purdue including a season-long 44-yarder to open the scoring. With his four field goals, Brown increased his career field goal total to 57, tying his brother, Kris, for second place on the NU career field goals list
- » Made one field goal against Northwestern to take sole possession of second place on the NU career field goals list
- » Made his 50th career start at Penn State, becoming the fourth Husker to make 50 career starts

2017 GAME-BY-GAME

Opponent	XP-ATT	FG-ATT	Lg	Blk	Pts
Arkansas State	5-5	2-2	41	0	11
at Oregon	5-5	0-0	0	0	5
Northern Illinois	2-2	1-2	36	1	5
Rutgers	3-3	2-2	32	0	9
at Illinois	4-4	0-0	0	0	4
Wisconsin	2-2	1-2	32	0	5
Ohio State	2-2	0-0	0	0	2
at Purdue	1-1	4-4	44	0	13
Northwestern	3-3	1-1	23	0	6
at Minnesota	3-3	0-0	0	0	3
at Penn State	5-5	1-1	27	0	8
Iowa					
Totals	35-35	12-14	44	1	71

CAREER SINGLE-GAME HIGHS

- » FGs - 5 vs. Southern Miss (2015)
- » Long FG - 51 vs. Purdue (2016)
- » PATs - 7 at Fresno State (2014), vs. Wyoming (2016)

2017 SINGLE-GAME HIGHS

- » FGs - 4 at Purdue
- » Long FG - 44 at Purdue
- » PATs - 5 vs. Arkansas State, at Oregon, at Penn State



#35 CALEB LIGHTBOURN • So. • P

WASHOUGAL, WASH.
CAMAS HS

CAREER STATS

Year	G/S	No.	Yds.	Avg.	Long	TB	FC	I20	50+	Blk.
2016	12/12	65	2,578	39.7	58	5	18	21	10	0
2017	11/11	54	2,156	39.9	69	4	22	20	12	0
Totals	23/23	119	4,734	39.8	69	9	40	41	22	0

CAREER HONORS

- » Big Ten Freshman of the Week (vs. Oregon, 2016)
- » Nebraska Scholar-Athlete Honor Roll (Fall 2016)
- » Brook Berringer Citizenship Team (2017)
- » Tom Osborne Citizenship Team (2017)

2017 GAME-BY-GAME


Opponent	No.	Yds	Avg	Lg	Blkd	TB	I20
Arkansas State	5	212	42.4	54	0	0	3
at Oregon	7	282	40.3	46	0	0	3
Northern Illinois	6	284	47.3	55	0	1	0
Rutgers	5	194	38.8	64	0	0	3
at Illinois	2	67	35.5	35	0	0	1
Wisconsin	5	237	47.4	69	0	2	3
Ohio State	4	192	48.0	57	0	1	1
at Purdue	4	150	37.5	43	0	0	1
Northwestern	5	199	39.8	46	0	0	3
at Minnesota	3	117	39.0	42	0	0	0
at Penn State	8	339	42.4	53	0	0	2
Iowa							
Totals	54	2,156	39.9	69	0	4	20

2017 SEASON NOTES

- » Recorded punts inside the 20 three times in each of the first two games this season
- » Averaged 47.3 yards on six punts against Northern Illinois, marking his career best, while recording four punts over 50 yards
- » Pinned Rutgers inside the 20 on three punts
- » Boomed a career-best 69-yard punt against Wisconsin, while pinning the Badgers inside the 20 on three punts
- » Averaged a career-high 48.0 yards on four punts against Ohio State

CAREER SINGLE-GAME HIGHS

- » Punts - 10 at Iowa (2016)
- » Punting Average - 48.0 vs. Ohio State (2017)
- » Inside 20 - 3, 10 times
- » Punts - 8 at Penn State
- » Punting Average - 48.0 vs. Ohio State
- » Inside 20 - 3 vs. Arkansas State, at Oregon, vs. Rutgers, vs. Wisconsin, vs. Northwestern



#41 LUKE MCNITT • Sr. • FB

KEARNEY, NEB.
NEBRASKA-KEARNEY/KEARNEY HS

CAREER STATS

Year	G/S	Att.	Gain	Loss	Net	Y/A	Y/G	Long	TDs
2014		Redshirt							
2015	5/0	0	0	0	0	0.0	0.0	0	0
2016	13/3	2	4	0	4	2.0	0.3	2 vs. Iowa	0
2017	11/2	6	10	0	10	1.7	1.0	4 vs. Northern Illinois	0
Totals	29/5	8	14	0	14	1.8	0.5	4 vs. Northern Illinois	0

CAREER HONORS

- » Academic All-Big Ten (2015, 2016)
- » Nebraska Lifter of the Year (2016)
- » Nebraska Scholar-Athlete Honor Roll (Spring 2017)
- » Brook Berringer Citizenship Team (2017)
- » Tom Osborne Citizenship Team (2017)

CAREER HIGHS

- » Rushes - 2 vs. Iowa (2016), at Purdue (2017)
- » Rushing Yards - 4 vs. Iowa (2016), vs. Northern Illinois (2017)

2017 SINGLE-GAME HIGHS

- » Rushes - 2 at Purdue
- » Rushing Yards - 4 vs. Northern Illinois
- » Tackles - 2 vs. Arkansas State

» Career Total Tackles - 17


» Season Total Tackles - 5

2017 SEASON NOTES

- » Earned his first start of the season at fullback against Wisconsin

2017 GAME-BY-GAME

Opponent	----- Rushing -----				----- Receiving -----			
	No.	Yds	TD	Lg	No.	Yds	TD	Lg
Arkansas State	1	0	0	0	1	11	0	11
at Oregon	1	2	0	2	0	0	0	0
Northern Illinois	1	4	0	4	0	0	0	0
Rutgers	0	0	0	0	0	0	0	0
at Illinois	0	0	0	0	0	0	0	0
Wisconsin	0	0	0	0	0	0	0	0
Ohio State	0	0	0	0	0	0	0	0
at Purdue	2	2	0	2	0	0	0	0
Northwestern	0	0	0	0	0	0	0	0
at Minnesota	1	2	0	2	0	0	0	0
at Penn State	0	0	0	0	0	0	0	0
Iowa								
Totals	6	10	0	4	1	11	0	11



#43 TYRIN FERGUSON • So. • LB

NEW ORLEANS, LA.
EDNA KARR HS

CAREER STATS

Year	G/S	-----Tackles-----				Fum.				QB	
		UT	AT	TT	TFL	Sacks	C-R	BK	PBU	INT	Hry.
2015	10/0	3	2	5	0-0	0.0-0	0-0	0	0	0	0
2016		Redshirt									
2017	5/0	1	2	3	0-0	0.0-0	0-0	0	0	1	0
Totals	15/0	4	4	8	0-0	0.0-0	0-0	0	0	1	0

CAREER HONORS


- » Brook Berringer Citizenship Team (2016, 2017)
- » Tom Osborne Citizenship Team (2016, 2017)

2017 SEASON NOTES

- » Recorded first career interception in the opener against Arkansas State
- » Had a career-high two tackles vs. Northern Illinois

2017 GAME-BY-GAME

Opponent	--Tackles--		-Sacks-		FF-FR-Yds	Int-Yds	PBU	QBH
	UT-AT-TT	TFL-Yds	No-Yds	No-Yds				
Arkansas State	0-0-0	0-0	0.0-0	0.0-0	0-0-0	1-0	0	0
at Oregon	0-1-1	0-0	0.0-0	0.0-0	0-0-0	0-0	0	0
Northern Illinois	1-1-2	0-0	0.0-0	0.0-0	0-0-0	0-0	0	0
Rutgers	-- Did Not Play Due to Injury --							
at Illinois	-- Did Not Play Due to Injury --							
Wisconsin	0-0-0	0-0	0.0-0	0.0-0	0-0-0	0-0	0	0
Ohio State	0-0-0	0-0	0.0-0	0.0-0	0-0-0	0-0	0	0
at Purdue	-- Did Not Play Due to Injury --							
Northwestern	-- Did Not Play Due to Injury --							
at Minnesota	-- Did Not Play Due to Injury --							
at Penn State	-- Did Not Play Due to Injury --							
Iowa								
Totals	1-2-3	0-0	0.0-0	0.0-0	0-0-0	1-0	0	0



#44 MICK STOLTENBERG • Jr. • DL

GRETNA, NEB.
GRETNA HS

CAREER STATS

Year	G/S	-----Tackles-----				Fum.				QB	
		UT	AT	TT	TFL	Sacks	C-R	BK	PBU	INT	Hry.
2014		Redshirt									
2015	9/0	2	0	2	1-6	1.0-6	0-1	0	0	0	0
2016	12/9	9	16	25	3-6	1.5-5	0-0	0	0	0	1
2017	11/11	11	18	29	2-1	0.0-0	0-0	0	1	0	1
Totals	32/20	22	34	56	6-13	2.5-11	0-1	0	1	0	2

CAREER HONORS

- » Academic All-Big Ten (2016)
- » CoSIDA Academic All-District VII (2016)
- » Five-Time Nebraska Scholar-Athlete Honor Roll
- » Tom Osborne Citizenship Team (2017)
- » Brook Berringer Citizenship Team (2017)

CAREER SINGLE-GAME HIGHS

- » Tackles - 6 at Wisconsin (2016)
- » Tackles for Loss - 2 at Northwestern (2016)
- » Sacks - 1 vs. South Alabama (2015), at Wisconsin (2016)
- » Pass Breakups - 1 vs. Northwestern (2017)

2017 SINGLE-GAME HIGHS

- » Tackles - 5 at Oregon
- » Tackles for Loss - 1 vs. Northern Illinois, at Illinois
- » Sacks - 0
- » Pass Breakups - 1 vs. Northwestern

2017 SEASON NOTES

- » Recorded first-career pass breakup against Northwestern

2017 GAME-BY-GAME

Opponent	--Tackles--		-Sacks-		FF-FR-Yds	Int-Yds	PBU	QBH
	UT-AT-TT	TFL-Yds	No-Yds	No-Yds				
Arkansas State	0-2-2	0-0	0.0-0	0.0-0	0-0-0	0-0	0	1
at Oregon	3-2-5	0-0	0.0-0	0.0-0	0-0-0	0-0	0	0
Northern Illinois	0-1-1	1-1	0.0-0	0.0-0	0-0-0	0-0	0	0
Rutgers	1-2-3	0-0	0.0-0	0.0-0	0-0-0	0-0	0	0
at Illinois	2-1-3	1-0	0.0-0	0.0-0	0-0-0	0-0	0	0
Wisconsin	0-2-2	0-0	0.0-0	0.0-0	0-0-0	0-0	0	0
Ohio State	0-2-2	0-0	0.0-0	0.0-0	0-0-0	0-0	0	0
at Purdue	3-0-3	0-0	0.0-0	0.0-0	0-0-0	0-0	0	0
Northwestern	2-5-7	0-0	0.0-0	0.0-0	0-0-0	0-0	1	0
at Minnesota	0-1-1	0-0	0.0-0	0.0-0	0-0-0	0-0	0	0
at Penn State	0-0-0	0-0	0.0-0	0.0-0	0-0-0	0-0	0	0
Iowa								
Totals	11-18-29	2-1	0.0-0	0.0-0	0-0-0	0-0	1	1



#46 JOSHUA KALU • Sr. • DB

HOUSTON, TEXAS
ALIEF TAYLOR HS

CAREER STATS

Year	G/S	Tackles					Fum.		PBU	INT	QB Hry.
		UT	AT	TT	TFL	Sacks	C-R	BK			
2014	13/2	20	7	27	1-1	0.0-0	2-1	0	3	1	1
2015	13/13	51	24	75	5-27	1.0-8	0-0	1	7	3	1
2016	13/13	48	18	66	3-8	1.0-6	0-0	1	11	1	2
2017	8/8	28	11	39	0-0	0.0-0	0-0	0	6	2	0
Totals	47/36	147	60	207	9-36	2.0-14	2-1	2	27	7	4

2017 GAME-BY-GAME

	--Tackles--		-Sacks-				
Opponent	UT-AT-TT	TFL-Yds	No-Yds	FF-FR-Yds	Int-Yds	PBU	QBH
Arkansas State	4-2-6	0-0	0.0-0	0-0-0	1-0	1	0
at Oregon	1-0-1	0-0	0.0-0	0-0-0	0-0	0	0
Northern Illinois	-- Did Not Play Due to Injury --						
Rutgers	-- Did Not Play Due to Injury --						
at Illinois	-- Did Not Play Due to Injury --						
Wisconsin	6-4-10	0-0	0.0-0	0-0-0	0-0	2	0
Ohio State	3-2-5	0-0	0.0-0	0-0-0	0-0	0	0
at Purdue	5-1-6	0-0	0.0-0	0-0-0	0-0	0	0
Northwestern	2-0-2	0-0	0.0-0	0-0-0	1-32	2	0
at Minnesota	4-1-5	0-0	0.0-0	0-0-0	0-0	0	0
at Penn State	3-1-4	0-0	0.0	0-0-0	0-0	1	0
Iowa							
Totals	28-11-39	0-0	0.0-0	0-0-0	2-32	6	

CAREER HONORS

- » Lott IMPACT Trophy Quarterfinalist (2016)
- » Honorable-Mention All-Big Ten (Coaches, 2015)
- » Academic All-Big Ten (2015)
- » Nebraska Scholar-Athlete Honor Roll (Spring 2015, 2017)
- » Brook Berringer Citizenship Team (2015, 2016, 2017)
- » Tom Osborne Citizenship Team (2015, 2016, 2017)

2017 SEASON NOTES

- » Recorded six tackles, an interception and a pass breakup in the opener against Arkansas State
- » Recorded career-high 10 tackles against Wisconsin
- » Posted five tackles in the game against Minnesota, as he became the sixth Husker defensive back to record 200 career tackles

CAREER SINGLE-GAME HIGHS

- » Tackles - 10 vs. Wisconsin
- » Tackles for Loss - 2 vs. BYU (2015)
- » Pass Breakups - 4 vs. Wisconsin (2015)
- » Interceptions - 1, seven times
- » Long Interception Return - 41 yards (TD) at Minnesota (2015)

2017 SINGLE-GAME HIGHS

- » Tackles - 10 vs. Wisconsin
- » Tackles for Loss - 0
- » Sacks - 0
- » Pass Breakups - 2 vs. Wisconsin, vs. Northwestern
- » Interceptions - 1 vs. Arkansas State, vs. Northwestern



#49 CHRIS WEBER • Sr. • LB

ELKHORN, NEB.
ELKHORN HS

CAREER STATS

		Tackles					Fum.		QB		
Year	G/S	UT	AT	TT	TFL	Sacks	C-R	BK	PBU	INT	Hry.
2013		Redshirt									
2014	13/0	3	3	6	0-0	0.0-0	0-0	0	0	0	0
2015	10/4	19	30	49	5-10	0.0-0	0-1	0	2	0	2
2016	13/0	5	12	17	1-1	0.0-0	0-0	0	0	0	0
2017	11/10	38	50	88	8-27	1.0-6	0-0	0	5	1	1
Totals	47/14	65	95	160	14-38	1.0-6	0-1	0	7	1	3

2017 GAME-BY-GAME

	--Tackles--		-Sacks-				
Opponent	UT-AT-TT	TFL-Yds	No-Yds	FF-FR-Yds	Int-Yds	PBU	QBH
Arkansas State	2-3-5	0-0	0.0-0	0-0-0	0-0	0	0
at Oregon	5-5-10	1-5	0.0-0	0-0-0	0-0	0	0
Northern Illinois	2-2-4	1-4	0.0-0	0-0-0	0-0	0	0
Rutgers	1-2-3	0-0	0.0-0	0-0-0	0-0	1	1
at Illinois	6-3-9	2-11	1.0-6	0-0-0	1-0	0	0
Wisconsin	5-3-8	0-0	0.0-0	0-0-0	0-0	2	0
Ohio State	4-11-15	1-2	0.0-0	0-0-0	0-0	0	0
at Purdue	3-9-12	1-1	0.0-0	0-0-0	0-0	2	0
Northwestern	6-5-11	1-2	0.0-0	0-0-0	0-0	0	0
at Minnesota	1-4-5	1-2	0.0-0	0-0-0	0-0	0	0
at Penn State	3-3-6	0-0	0.0-0	0-0-0	0-0	0	0
Iowa							
Totals	38-50-88	8-27	1.0-6	0-0-0	1-0	5	1

CAREER HONORS

- » Campbell Trophy Finalist (2017)
- » Big Ten Distinguished Scholar (2015, 2016, 2017)
- » CoSIDA Academic All-District VII (2015, 2016)
- » Academic All-Big Ten (2014, 2015, 2016)
- » Nebraska Walk-on of the Year (2015)
- » Eight-Time Nebraska Scholar-Athlete Honor Roll
- » Brook Berringer Citizenship Team (2014, 2015, 2016, 2017)
- » Tom Osborne Citizenship Team (2014, 2015, 2016, 2017)

2017 SEASON NOTES

- » Recorded a then-season-high 10 tackles at Oregon, including a tackle for loss
- » Recorded first career sack and interception at Illinois
- » Had career-high two pass breakups against Wisconsin and at Purdue
- » Posted a season-high 15 tackles, including a tackle for loss, against Ohio State

CAREER SINGLE-GAME HIGHS

- » Tackles - 17 at Illinois (2015)
- » Tackles for Loss - 3 at Illinois (2015)
- » Sacks - 1.0 at Illinois (2017)
- » Interception - 1 at Illinois (2017)
- » Pass Breakups - 2 vs. Wisconsin (2017), at Purdue (2017)

2017 SINGLE-GAME HIGHS

- » Tackles - 15 vs. Ohio State
- » Tackles for Loss - 2 at Illinois
- » Sacks - 1.0 at Illinois
- » Interception - 1 at Illinois
- » Pass Breakups - 2 vs. Wisconsin, at Purdue



#62 COLE CONRAD • Jr. • OL


FREMONT, NEB.
ARCHBISHOP BERGAN HS

CAREER STATS

- » Games Played - 24 (13 in 2016; 11 in 2017)
- » Games Started - 11 (5 in 2016; 6 in 2017)

CAREER HONORS

- » Academic All-Big Ten (2016)
- » Nebraska Scholar-Athlete Honor Roll (Spring 2016; Fall 2015)



#63 TANNER FARMER • Jr. • OL

HIGHLAND, ILL.
HIGHLAND HS

CAREER STATS

- » Games Played - 19 (11 in 2016; 8 in 2017)
- » Games Started - 19 (11 in 2016; 8 in 2017)

CAREER HONORS

- » Nebraska Sam Foltz Hero 27 Leadership Award (2017)
- » Brook Berringer Citizenship Team (2016, 2017)
- » Tom Osborne Citizenship Team (2016, 2017)



#67 JERALD FOSTER • Jr. • OL

LINCOLN, NEB.
SOUTHEAST HS**CAREER STATS**

- » Games Played - 28 (13 in 2015; 4 in 2016; 11 in 2017)
- » Games Started - 15 (4 in 2016; 11 in 2017)

CAREER HONORS

- » Academic All-Big Ten (2016)
- » Six-Time Nebraska Scholar-Athlete Honor Roll
- » Nebraska Sam Foltz Hero 27 Leadership Award (2017)
- » Brook Berringer Citizenship Team (2015, 2016, 2017)
- » Tom Osborne Citizenship Team (2015, 2016, 2017)



#68 NICK GATES • Jr. • OL

LAS VEGAS, NEV.
BISHOP GORMAN HS**CAREER STATS**

- » Games Played - 34 (10 in 2015; 13 in 2016; 11 in 2017)
- » Games Started - 34 (10 in 2015; 13 in 2016; 11 in 2017)

2017 SEASON NOTES

- » Has started 28 straight games at left tackle, marking the longest streak by a Husker at that position. He passed Richie Incognito, who made 22 consecutive starts from 2002 to 2003

CAREER HONORS

- » Third-Team All-Big Ten (Media, 2016)
- » Honorable-Mention All-Big Ten (Coaches, 2016)
- » Big Ten All-Freshman Team (BTN.com, ESPN.com)
- » BTN All-Bowl Team (2015)
- » Nebraska Scholar-Athlete Honor Roll (Fall 2015; Spring 2017)
- » Brook Berringer Citizenship Team (2016, 2017)
- » Tom Osborne Citizenship Team (2016, 2017)



#71 MATT FARNIOK • RFr. • OL

SIOUX FALLS, S.D.
WASHINGTON HS**CAREER STATS**

- » Games Played - 7 (2017)
- » Games Started - 4 (2017)

CAREER HONORS

- » Nebraska Scholar-Athlete Honor Roll (Fall 2016; Spring 2017)

2017 SEASON NOTES

- » Made his first career start at Oregon



#76 BRENDEN JAIMES • Fr. • OL

AUSTIN, TEXAS
LAKE TRAVIS HS**CAREER STATS**

- » Games Played - 8 (2017)
- » Games Started - 8 (2017)

2017 SEASON NOTES

- » Became the fifth true freshman offensive lineman to start a game at Nebraska since freshmen regained eligibility in the early 1970s after earning the start at right tackle against Rutgers. He is just the 11th Husker offensive lineman to play as a true freshman.



#77 DAVID KNEVEL • Sr. • OL

BRANTFORD, ONTARIO, CANADA
PAULINE JOHNSON COLLEGIATE**CAREER STATS**

- » Games Played - 30 (4 in 2014; 9 in 2015; 10 in 2016; 7 in 2017)
- » Games Started - 12 (10 in 2016; 2 in 2017)

CAREER HONORS

- » Academic All-Big Ten (2016)
- » Nebraska Scholar-Athlete Honor Roll (Fall 2014; Spring 2016)
- » Brook Berringer Citizenship Team (2014, 2015, 2016, 2017)
- » Tom Osborne Citizenship Team (2014, 2015, 2016, 2017)



#79 MICHAEL DECKER • So. • OL

OMAHA, NEB.
OMAHA NORTH HS**CAREER STATS**

- » Games Played - 19 (13 in 2016; 6 in 2017)
- » Games Started - 5 (5 in 2017)

2017 SEASON NOTES

- » Made first career start against Rutgers

CAREER HONORS

- » Big Ten Distinguished Scholar (2016)
- » Academic All-Big Ten (2016)
- » Four-Time Nebraska Scholar-Athlete Honor Roll
- » Brook Berringer Citizenship Team (2016)
- » Tom Osborne Citizenship Team (2016)





#81 GABE RAHN • Sr. • WR

LE MARS, IOWA
LE MARS HS

CAREER STATS

Year	G/S	No.	Yds.	Y/R	Y/G	Long	TDs
2013		Redshirt					
2014	0/0	0	0	0.0	0.0	0	0
2015	0/0	0	0	0.0	0.0	0	0
2016	6/0	1	35	35.0	5.8	35 vs. Wyoming	1
2017	11/1	2	27	13.5	2.7	17 vs. Rutgers	0
Totals	17/1	3	62	20.6	3.9	35 vs. Wyoming	1

CAREER HONORS

- » Big Ten Distinguished Scholar (2016)
- » Academic All-Big Ten (2016)
- » Eight-Time Nebraska Scholar-Athlete Honor Roll
- » Brook Berringer Citizenship Team (2016)
- » Tom Osborne Citizenship Team (2016)

CAREER HIGHS

- » Receptions - 2 vs. Rutgers (2017)
- » Receiving Yards - 35 vs. Wyoming (2016)
- » Touchdowns - 1 vs. Wyoming (2016)

2017 SINGLE-GAME HIGHS

- » Receptions - 2 vs. Rutgers
- » Receiving Yards - 27 vs. Rutgers
- » Touchdowns - 0

2017 SEASON NOTES

- » Made first career start against Rutgers, hauling in a career-high two passes for 27 yards

2017 GAME-BY-GAME

Opponent	Rec.	Yds	TD	Lg
Arkansas State	0	0	0	0
at Oregon	0	0	0	0
Northern Illinois	0	0	0	0
Rutgers	2	27	0	17
at Illinois	0	0	0	0
Wisconsin	0	0	0	0
Ohio State	0	0	0	0
at Purdue	0	0	0	0
Northwestern	0	0	0	0
at Minnesota	0	0	0	0
at Penn State	0	0	0	0
Iowa				
Totals	2	27	0	17



#83 BRYAN REIMERS • Jr. • WR

LINCOLN, NEB.
LINCOLN EAST HS

CAREER STATS

Year	G/S	No.	Yds.	Y/R	Y/G	Long	TDs
2014		Redshirt					
2015	0/0	0	0	0.0	0.0	0	0
2016	12/1	5	75	15.0	6.3	24 vs. Tennessee	1
2017	9/2	2	25	12.5	3.6	22 vs. Northwestern	1
Totals	21/3	7	100	14.3	5.0	24 vs. Tennessee	2

CAREER HONORS

- » Three-Time Nebraska Scholar-Athlete Honor Roll
- » Brook Berringer Citizenship Team (2017)
- » Tom Osborne Citizenship Team (2017)

CAREER SINGLE-GAME HIGHS

- » Receptions - 2 vs. Tennessee (2016 Music City Bowl)
- » Receiving Yards - 24 vs. Tennessee (2016 Music City Bowl)
- » Touchdowns - 1 vs. Oregon (2016), vs. Northwestern (2017)

2017 SINGLE-GAME HIGHS

- » Receptions - 1 vs. Northern Illinois, vs. Northwestern
- » Receiving Yards - 22 vs. Northwestern
- » Touchdowns - 1 vs. Northwestern

2017 SEASON NOTES

- » Grabbed his first touchdown catch of the season against Northwestern. The 22-yard catch was a season high.

2017 GAME-BY-GAME

Opponent	Rec.	Yds	TD	Lg
Arkansas State	0	0	0	0
at Oregon	0	0	0	0
Northern Illinois	1	3	0	3
Rutgers	-- Did Not Play --			
at Illinois	0	0	0	0
Wisconsin	0	0	0	0
Ohio State	-- Did Not Play Due to Injury --			
at Purdue	0	0	0	0
Northwestern	1	22	1	22
at Minnesota	0	0	0	0
at Penn State	0	0	0	0
Iowa				
Totals	2	25	1	22



#86 JACK STOLL • RFr. • TE

LONE TREE, COLO.
REGIS JESUIT HS

CAREER STATS

Year	G/S	No.	Yds.	Y/R	Y/G	Long	TDs
2016		Redshirt					
2017	11/1	7	77	11.0	7.0	32 vs. Northwestern	2
Totals	11/1	7	77	11.0	7.0	32 vs. Northwestern	2

CAREER HONORS

- » Nebraska Scholar-Athlete Honor Roll (Fall 2016; Spring 2017)
- » Brook Berringer Citizenship Team (2017)
- » Tom Osborne Citizenship Team (2017)

2017 SINGLE-GAME HIGHS

- » Receptions - 3 vs. Northwestern
- » Receiving Yards - 41 vs. Northwestern
- » Touchdowns - 1 vs. Northwestern, at Penn State

2017 SEASON NOTES

- » Hauled in first-career pass against Ohio State for 12 yards
- » Grabbed his first-career touchdown pass against Northwestern
- » Set career bests in receptions (three), receiving yards (41), touchdown catches (one) and longest career catch (32 yards) against Northwestern
- » Made his first-career start in the game against Minnesota, and caught two passes for 21 yards
- » Caught one pass for a touchdown against Penn State as time ran out in the fourth quarter

2017 GAME-BY-GAME

Opponent	Rec.	Yds	TD	Lg
Arkansas State	0	0	0	0
at Oregon	0	0	0	0
Northern Illinois	0	0	0	0
Rutgers	0	0	0	0
at Illinois	0	0	0	0
Wisconsin	0	0	0	0
Ohio State	1	12	0	12
at Purdue	0	0	0	0
Northwestern	3	41	1	32
at Minnesota	2	21	0	14
at Penn State	1	3	1	3
Iowa				
Totals	7	77	2	32



#87 CONOR YOUNG • So. • WR

COZAD, NEB.
COZAD HS

CAREER STATS

Year	G/S	No.	Yds.	Y/R	Y/G	Long	TDs
2015		Redshirt					
2016	0/0	0	0	0.0	0.0	0	0
2017	10/1	2	31	15.5	3.1	23 vs. Ohio State	0
Totals	10/1	2	31	15.5	3.1	23 vs. Ohio State	0

CAREER HONORS

- » Nebraska Scout Team Special Teams MVP (2016)
- » Four-Time Nebraska Scholar-Athlete Honor Roll
- » Brook Berringer Citizenship Team (2017)
- » Tom Osborne Citizenship Team (2017)

2017 SINGLE-GAME HIGHS

- » Receptions - 2 vs. Ohio State
- » Receiving Yards - 31 vs. Ohio State
- » Touchdowns - 0

2017 SEASON NOTES

- » Earned first career start against Ohio State, recording two receptions for 31 yards

2017 GAME-BY-GAME

Opponent	Rec.	Yds	TD	Lg
Arkansas State	0	0	0	0
at Oregon	0	0	0	0
Northern Illinois	0	0	0	0
Rutgers	0	0	0	0
at Illinois	0	0	0	0
Wisconsin	0	0	0	0
Ohio State	2	31	0	23
at Purdue	0	0	0	0
Northwestern	0	0	0	0
at Minnesota	0	0	0	0
at Penn State	--Did Not Play--			
Iowa				
Totals	2	31	0	23



#88 TYLER HOPPES • Sr. • TE

LINCOLN, NEB.
LINCOLN SOUTHWEST HS/WAYNE STATE

CAREER STATS

Year	G/S	No.	Yds.	Y/R	Y/G	Long	TDs
2014		Did Not Play - Transfer					
2015	0/0	0	0	0.0	0.0	0	0
2016	10/0	0	0	0.0	0.0	0	0
2017	11/9	30	340	11.3	30.9	35 at Oregon	3
Totals	21/9	30	340	11.3	16.2	35 at Oregon	3

CAREER HONORS

- » Academic All-Big Ten (2016)
- » Five-Time Nebraska Scholar-Athlete Honor Roll
- » Brook Berringer Citizenship Team (2017)
- » Tom Osborne Citizenship Team (2017)

2017 SINGLE-GAME HIGHS


- » Receptions - 6 at Penn State
- » Receiving Yards - 105 at Purdue
- » Touchdowns - 1 at Illinois, at Purdue, at Minnesota

2017 SEASON NOTES

- » Hauled in three passes for 40 yards in his first career start in the opener against Arkansas State
- » Had a then career-high 35-yard catch against Oregon
- » Recorded first-career touchdown reception at Illinois
- » Set career highs in receptions and receiving yards at Purdue
- » His 100-yard receiving game at Purdue was the first by a Husker tight end since Sean Hill had three catches for 129 yards vs. Ball State in 2007
- » Hauled in four passes for 33 yards and a touchdown in the game against Minnesota
- » His 24 receptions this season is eight catches shy of the NU tight end record of 32 catches in a season by Mike McNeill in 2008.
- » Had a career-best six catches at Penn State

2017 GAME-BY-GAME

Opponent	Rec.	Yds	TD	Lg
Arkansas State	3	40	0	19
at Oregon	2	37	0	35
Northern Illinois	2	17	0	11
Rutgers	2	16	0	9
at Illinois	2	27	1	21
Wisconsin	1	0	0	0
Ohio State	2	14	0	9
at Purdue	5	105	1	29
Northwestern	1	8	0	8
at Minnesota	4	33	1	14
at Penn State	6	43	0	16
Iowa				
Totals	30	340	3	35



#89 CONNOR KETTER • Sr. • TE

NORFOLK, NEB.
NORFOLK CATHOLIC HS

CAREER STATS

Year	G/S	No.	Yds.	Y/R	Y/G	Long	TDs
2013		Redshirt					
2014	0/0	0	0	0.0	0.0	0	0
2015	0/0	0	0	0.0	0.0	0	0
2016	9/0	0	0	0.0	0.0	0	0
2017	9/8	0	0	0.0	0.0	0	0
Totals	18/8	0	0	0.0	0.0	0	0

CAREER HONORS

- » Nebraska Scholar-Athlete Honor Roll (Spring 2014, 2017)
- » Brook Berringer Citizenship Team (2017)
- » Tom Osborne Citizenship Team (2017)

2017 SINGLE-GAME HIGHS

- » Receptions - 0
- » Receiving Yards - 0
- » Touchdowns - 0

2017 GAME-BY-GAME

Opponent	Rec.	Yds	TD	Lg
Arkansas State	0	0	0	0
at Oregon	0	0	0	0
Northern Illinois	0	0	0	0
Rutgers	0	0	0	0
at Illinois	0	0	0	0
Wisconsin	0	0	0	0
Ohio State	0	0	0	0
at Purdue	0	0	0	0
Northwestern	0	0	0	0
at Minnesota	-- Did Not Play Due to Injury --			
at Penn State	-- Did Not Play Due to Injury --			
Iowa				
Totals	0	0	0	0



#91 FREEDOM AKINMOLADUN • Jr. • DE

GRANDVIEW, MO.
GRANDVIEW HS

CAREER STATS

		(------Tackles-----)				Fum.			QB		
Year	G/S	UT	AT	TT	TFL	Sacks	C-R	BK	PBU	INT	Hry.
2014		Redshirt									
2015	11/4	11	10	21	7-45	4.5-36	0-0	0	0	0	4
2016	13/13	15	17	32	5-30	4.0-28	1-0	0	0	0	10
2017	10/10	13	6	19	1-3	1.0-3	0-0	0	2	0	2
Totals	34/27	39	33	72	13-78	9.5-67	1-0	0	2	0	16

CAREER HONORS

- » Academic All-Big Ten (2015, 2016)
- » Big Ten All-Freshman Team (BTN.com, ESPN.com)
- » Nebraska Scholar-Athlete Honor Roll (Fall 2014; Spring 2015)
- » Nebraska Student-Athlete HERO Leadership Award (2015, 2016)
- » Brook Berringer Citizenship Team (2015, 2016, 2017)
- » Tom Osborne Citizenship Team (2015, 2016, 2017)

2017 GAME-BY-GAME

	--Tackles--		-Sacks-				
Opponent	UT-AT-TT	TFL-Yds	No-Yds	FF-FR-Yds	Int-Yds	PBU	QBH
Arkansas State	1-1-2	0-0	0.0-0	0-0-0	0-0	0	1
at Oregon	0-0-0	0-0	0.0-0	0-0-0	0-0	0	0
Northern Illinois	3-1-4	0-0	0.0-0	0-0-0	0-0	0	0
Rutgers	1-0-1	0-0	0.0-0	0-0-0	0-0	0	0
at Illinois	1-0-1	1-3	1.0-3	0-0-0	0-0	0	0
Wisconsin	2-0-2	0-0	0.0-0	0-0-0	0-0	0	0
Ohio State	1-3-4	0-0	0.0-0	0-0-0	0-0	0	0
at Purdue	1-1-2	0-0	0.0-0	0-0-0	0-0	1	0
Northwestern	1-0-1	0-0	0.0-0	0-0-0	0-0	0	0
at Minnesota	0-0-0	0-0	0.0-0	0-0-0	0-0	0	0
at Penn State	2-0-2	0-0	0.0-0	0-0-0	0-0	0	1
Iowa							
Totals	13-6-19	1-3	1.0-3	0-0-0	0-0	2	2

CAREER SINGLE-GAME HIGHS

- » Tackles - 6 at Miami (2015)
- » Tackles for Loss - 2, three times
- » Sacks - 2.0 vs. Southern Miss (2015), vs. Maryland (2016)

2017 SINGLE-GAME HIGHS

- » Tackles - 4 vs. Northern Illinois, Ohio State
- » Pass Breakups - 1 vs. Arkansas State, at Purdue
- » Quarterback Hurries - 1 vs. Arkansas State, at Penn State
- » Tackles for Loss - 1 at Illinois
- » Sacks - 1.0 at Illinois

2017 SEASON NOTES

- » Had season-high four tackles against Northern Illinois
- » Had one pass breakup and one quarterback hurry against Arkansas State
- » Recorded first tackle for loss of the season at Illinois
- » Matched season-high with four tackles against Ohio State



#94 KHALIL DAVIS • So. • DL

BLUE SPRINGS, MO.
BLUE SPRINGS HS

CAREER STATS

		(------Tackles-----)					Fum.				QB	
Year	G/S	UT	AT	TT	TFL	Sacks	C-R	BK	PBU	INT	Hry.	
2015		Redshirt										
2016	12/0	4	1	5	2-4	0.0-0	0-0	0	0	0	0	
2017	11/0	5	8	13	4-17	2.0-11	1-0	0	1	0	2	
Totals	23/0	9	9	18	6-21	2.0-11	1-0	0	1	0	2	

2017 GAME-BY-GAME

Opponent	--Tackles--		-Sacks-		FF-FR-Yds	Int-Yds	PBU	QBH
	UT-AT-TT	TFL-Yds	No-Yds					
Arkansas State	0-0-0	0-0	0.0-0	0-0-0	0-0-0	0-0	0	1
at Oregon	0-0-0	0-0	0.0-0	0-0-0	0-0-0	0-0	0	0
Northern Illinois	1-2-3	2-9	0.5-3	1-0-0	0-0-0	0-0	1	0
Rutgers	0-0-0	0-0	0.0-0	0-0-0	0-0-0	0-0	0	0
at Illinois	1-2-3	1-6	1.0-6	0-0-0	0-0-0	0-0	0	1
Wisconsin	1-0-1	0-0	0.0-0	0-0-0	0-0-0	0-0	0	0
Ohio State	0-1-1	0-0	0.0-0	0-0-0	0-0-0	0-0	0	0
at Purdue	0-3-3	1-2	0.5-2	0-0-0	0-0-0	0-0	0	0
Northwestern	1-0-1	0-0	0.0-0	0-0-0	0-0-0	0-0	0	0
at Minnesota	0-0-0	0-0	0.0-0	0-0-0	0-0-0	0-0	0	0
at Penn State	1-0-1	0-0	0.0-0	0-0-0	0-0-0	0-0	0	0
Iowa								
Totals	5-8-13	4-17	2.0-11	1-0-0	0-0	0-0	1	2

CAREER HONORS

- » Nebraska Scholar-Athlete Honor Roll (Spring 2017)
- » Brook Berringer Citizenship Team (2016, 2017)
- » Tom Osborne Citizenship Team (2016, 2017)

CAREER HIGHS

- » Tackles - 3 vs. Northern Illinois (2017), at Illinois (2017), at Purdue (2017)
- » Tackles for Loss - 2 vs. Wyoming (2016), vs. Northern Illinois (2017)
- » Sacks - 1.0 at Illinois (2017)

2017 SINGLE-GAME HIGHS

- » Tackles - 3 vs. Northern Illinois, at Illinois, at Purdue
- » Tackles for Loss - 2 vs. Northern Illinois
- » Sacks - 1.0 at Illinois

2017 SEASON NOTES

- » Registered three tackles, including two for a loss and a half sack, while forcing a fumble and breaking up a pass against Northern Illinois
- » Recorded his first solo sack and a QB hurry at Illinois
- » Tied his career high in tackles with three against Purdue



#95 BEN STILLE • RFr. • LB

ASHLAND, NEB.
ASHLAND-GREENWOOD HS

CAREER STATS

		(------Tackles-----)					Fum.				QB
Year	G/S	UT	AT	TT	TFL	Sacks	C-R	BK	PBU	INT	Hry.
2016		Redshirt									
2017	8/1	10	10	20	8-36	3.5-27	1-0	0	1	0	0
Totals	8/1	10	10	20	8-36	3.5-27	1-0	0	1	0	0

2017 GAME-BY-GAME

Opponent	--Tackles-- UT-AT-TT	TFL-Yds	-Sacks- No-Yds	FF-FR-Yds	Int-Yds	PBU	QBH
Arkansas State	-- Did Not Play --						
at Oregon	-- Did Not Play --						
Northern Illinois	-- Did Not Play --						
Rutgers	2-1-3	1-2	0.0-0	0-0-0	0-0	0	0
at Illinois	3-1-4	3-11	1.0-5	1-0-0	0-0	0	0
Wisconsin	0-1-1	0-0	0.0-0	0-0-0	0-0	0	0
Ohio State	1-1-2	1-7	1.0-7	0-0-0	0-0	0	0
at Purdue	1-2-3	1-1	0.5-1	0-0-0	0-0	0	0
Northwestern	2-2-4	1-1	0.0-0	0-0-0	0-0	1	0
at Minnesota	1-1-2	1-14	1.0-14	0-0-0	0-0	0	0
at Penn State	0-1-1	0-0	0.0-0	0-0-0	0-0	0	0
Iowa							
Totals	10-10-20	8-36	3.5-27	1-0-0	0-0	1	0

CAREER HONORS

- » Big Ten Freshman of the Week (Oct. 2, 2017)
- » Nebraska Scholar-Athlete Honor Roll (Fall 2016; Spring 2017)
- » Brook Berringer Citizenship Team (2017)
- » Tom Osborne Citizenship Team (2017)

2017 SINGLE-GAME HIGHS

- » Tackles - 4 at Illinois, vs. Northwestern
- » Tackles for Loss - 3 at Illinois
- » Sacks - 1.0 at Illinois, vs. Ohio State, at Minnesota
- » Forced Fumble - 1 at Illinois
- » Pass Breakups - 1 vs. Northwestern

2017 SEASON NOTES

- » Registered three tackles, including a tackle for loss in first game action against Rutgers
- » Recorded career highs in tackles, tackles for loss and sacks against Illinois; also forced one fumble
- » Made his first-career start against Wisconsin
- » Had his second sack of the season in the game against Ohio State
- » Tied his season-high in tackles (four) and recorded his first-career pass breakup against Northwestern
- » Had a sack for a 14-yard loss in the game against Minnesota



#96 CARLOS DAVIS • So. • DL

 BLUE SPRINGS, MO.
BLUE SPRINGS HS

CAREER STATS

		(-----Tackles-----)					Fum.				QB	
Year	G/S	UT	AT	TT	TFL	Sacks	C-R	BK	PBU	INT	Hry.	
2015		Redshirt										
2016	13/4	11	13	24	5-25	2.0-24	0-0	0	0	0	3	
2017	11/11	16	20	36	4-19	2.5-18	0-0	0	0	0	6	
Totals	24/15	27	33	60	9-44	4.5-42	0-0	0	0	0	9	

2017 GAME-BY-GAME

Opponent	--Tackles--		TFL-Yds	-Sacks-		FF-FR-Yds	Int-Yds	PBU	QBH
	UT-AT-TT			No-Yds					
Arkansas State	2-0-2		0-0	0.0-0		0-0-0	0-0	0	2
at Oregon	3-2-5		0-0	0.0-0		0-0-0	0-0	0	0
Northern Illinois	0-5-5		1-4	0.5-4		0-0-0	0-0	0	0
Rutgers	1-2-3		0-0	0.0-0		0-0-0	0-0	0	2
at Illinois	2-1-3		2-13	1.0-12		0-0-0	0-0	0	0
Wisconsin	1-2-3		0-0	0.0-0		0-0-0	0-0	0	0
Ohio State	2-1-3		0-0	0.0-0		0-0-0	0-0	0	1
at Purdue	2-3-5		0-0	0.0-0		0-0-0	0-0	0	0
Northwestern	1-1-2		0-0	0.0-0		0-0-0	0-0	0	1
at Minnesota	0-2-2		0-0	0.0-0		0-0-0	0-0	0	0
at Penn State	2-1-3		1-2	1.0-2		0-0-0	0-0	0	0
Iowa									
Totals	16-20-36		4-19	2.5-18		0-0-0	0-0	0	6

CAREER HONORS

- » 2016 Nebraska Most Improved Player
- » Honorable-Mention BTN All-Freshman Team (2016)
- » Brook Berringer Citizenship Team (2016, 2017)
- » Tom Osborne Citizenship Team (2016, 2017)

2017 SEASON NOTES

- » Made two tackles and recorded two quarterback hurries in the opener against Arkansas State
- » Recorded a season-high five tackles against Oregon, Northern Illinois and Purdue
- » Notched first quarterback sack of the season against Northern Illinois
- » Recorded career-high two tackles for loss at Illinois

CAREER SINGLE-GAME HIGHS

- » Tackles - 6 at Iowa
- » Tackles for Loss - 2 at Illinois (2017)
- » Sacks - 1.0, four times

2017 SINGLE-GAME HIGHS

- » Tackles - 5 at Oregon, vs. Northern Illinois, at Purdue
- » Tackles for Loss - 2 at Illinois
- » Sacks - 1.0 at Illinois, at Penn State
- » Quarterback Hurries - 2 vs. Arkansas State, vs. Rutgers



#97 DEONTRE THOMAS • Fr. • DL

 MUSTANG, OKLA.
MUSTANG HS

CAREER STATS

Year	G/S	-----Tackles-----					Fum.		PBU	INT	QB Hry.
		UT	AT	TT	TFL	Sacks	C-R	BK			
2017	10/0	4	10	14	0-0	0.0-0	0-0	0	0	0	0
Totals	10/0	4	10	14	0-0	0.0-0	0-0	0	0	0	0

2017 GAME-BY-GAME

	--Tackles--		-Sacks-				
Opponent	UT-AT-TT	TFL-Yds	No-Yds	FF-FR-Yds	Int-Yds	PBU	QBH
Arkansas State	0-3-3	0-0	0.0-0	0-0-0	0-0	0	0
at Oregon	2-1-3	0-0	0.0-0	0-0-0	0-0	0	0
Northern Illinois	0-0-0	0-0	0.0-0	0-0-0	0-0	0	0
Rutgers	0-2-2	0-0	0.0-0	0-0-0	0-0	0	0
at Illinois	2-1-3	0-0	0.0-0	0-0-0	0-0	0	0
Wisconsin	0-0-0	0-0	0.0-0	0-0-0	0-0	0	0
Ohio State	0-2-2	0-0	0.0-0	0-0-0	0-0	0	0
at Purdue	0-1-1	0-0	0.0-0	0-0-0	0-0	0	0
Northwestern	0-0-0	0-0	0.0-0	0-0-0	0-0	0	0
at Minnesota	-- Did Not Play --						
at Penn State	0-0-0	0-0	0.0-0	0-0-0	0-0	0	0
Iowa							
Totals	4-10-14	0-0	0.0-0	0-0-0	0-0	0	0

2017 SINGLE-GAME HIGHS

- » Tackles - 3 vs. Arkansas State, at Oregon, at Illinois
- » Tackles for Loss - 0
- » Sacks - 0

2017 SEASON NOTES

- » Recorded three tackles in each of the first two games of the season





2017 Nebraska Schedule and Results

DATE	OPPONENT	RESULT	SCORE	RECORD	CONFERENCE	TIME	ATTEND
Sept. 2	Arkansas State	W	43-36	1-0	0-0	3:52	90,171
Sept. 9	at Oregon	L	35-42	1-1	0-0	3:35	58,389
Sept. 16	Northern Illinois	L	17-21	1-2	0-0	3:15	89,664
Sept. 23	Rutgers *	W	27-17	2-2	1-0	3:13	89,775
Sept. 29	at Illinois *	W	28-6	3-2	2-0	2:55	43,058
Oct. 7	No. 9 Wisconsin *	L	17-38	3-3	2-1	3:10	89,860
Oct. 14	No. 9 Ohio State *	L	14-56	3-4	2-2	3:21	89,346
Oct. 28	at Purdue *	W	25-24	4-4	3-2	3:26	41,411
Nov. 4	Northwestern *	L	24-31 (OT)	4-5	3-3	3:19	89,271
Nov. 11	at Minnesota *	L	21-54	4-6	3-4	3:12	39,933
Nov. 18	at No. 13 Penn State *	L	44-56	4-7	3-5	3:42	106,722

* Big Ten conference game

Team Statistics

TEAM STATISTICS	NU	OPP
SCORING	295	381
Points Per Game	26.8	34.6
Points Off Turnovers	48	59
FIRST DOWNS	224	256
Rushing	70	113
Passing	136	118
Penalty	18	25
RUSHING YARDAGE	1223	2264
Yards gained rushing	1460	2454
Yards lost rushing	237	190
Rushing Attempts	347	416
Average Per Rush	3.5	5.4
Average Per Game	111.2	205.8
TDs Rushing	13	27
PASSING YARDAGE	3130	2465
Comp-Att-Int	242-417-14	221-343-9
Average Per Pass	7.5	7.2
Average Per Catch	12.9	11.2
Average Per Game	284.5	224.1
TDs Passing	21	17
TOTAL OFFENSE	4353	4729
Total Plays	764	759
Average Per Play	5.7	6.2
Average Per Game	395.7	429.9
KICK RETURNS: #-Yards	35-816	29-651
PUNT RETURNS: #-Yards	14-93	8-68
INT RETURNS: #-Yards	9-138	14-339
KICK RETURN AVERAGE	23.3	22.4
PUNT RETURN AVERAGE	6.6	8.5
INT RETURN AVERAGE	15.3	24.2
FUMBLES-LOST	12-2	15-3
PENALTIES-Yards	72-709	69-608
Average Per Game	64.5	55.3
PUNTS-Yards	54-2273	50-2008
Average Per Punt	42.1	40.2
Net punt average	39.4	36.7
KICKOFFS-Yards	58-3603	69-4190
Average Per Kick	62.1	60.7
Net kick average	39.3	39.5
TIME OF POSSESSION/Game	30:56	29:04
3RD-DOWN Conversions	63/166	58/133
3rd-Down Pct	38%	44%
4TH-DOWN Conversions	13/25	6/10
4th-Down Pct	52%	60%
SACKS BY-Yards	14-85	23-168
MISC YARDS	0	0
TOUCHDOWNS SCORED	37	50
FIELD GOALS-ATTEMPTS	12-14	10-13
ON-SIDE KICKS	1-1	1-1
RED-ZONE SCORES	(33-43) 77%	(44-50) 88%
RED-ZONE TOUCHDOWNS	(22-43) 51%	(35-50) 70%
PAT-ATTEMPTS	(35-35) 100%	(49-50) 98%
ATTENDANCE	538537	289513
Games/Avg Per Game	6/89756	5/57903
Neutral Site Games		0/0

SCORE BY QUARTERS	1ST	2ND	3RD	4TH	OT	TOTAL
Nebraska	65	65	89	76	0	295
Opponents	115	135	44	80	7	381

2017 Nebraska Individual Statistics

RUSHING	GP-GS	ATT	GAIN	LOSS	NET	AVG	TD	LONG	AVG/G
Devine Ozigbo	9-3	126	503	23	480	3.8	3	28	53.3
Mikale Wilbon	10-6	81	354	14	340	4.2	6	25	34.0
Tre Bryant	2-2	51	304	5	299	5.9	2	35	149.5
Jaylin Bradley	6-0	15	77	3	74	4.9	0	20	12.3
JD Spielman	11-4	10	79	6	73	7.3	0	40	6.6
De'Mornay Pierson-El	11-8	4	32	0	32	8.0	0	12	2.9
Luke McNitt	11-2	6	10	0	10	1.7	0	4	0.9
Nick Gates	11-11	0	6	0	6	0.0	0	0	0.5
Patrick O'Brien	3-0	14	52	48	4	0.3	0	14	1.3
Tyjon Lindsey	11-1	6	11	8	3	0.5	0	4	0.3
Stanley Morgan Jr.	10-7	1	2	0	2	2.0	0	2	0.2
TEAM	9-0	4	0	8	-8	-2.0	0	0	-0.9
Tanner Lee	11-11	29	30	122	-92	-3.2	2	6	-8.4
Total	11	347	1460	237	1223	3.5	13	40	111.2
Opponents	11	416	2454	190	2264	5.4	27	75	205.8

PASSING	G-S	EFFIC	CMP-ATT-INT	PCT	YDS	TD	LNG	AVG/G
Tanner Lee	11-11	132.84	224-387-13	57.9	2938	21	80	267.1
Patrick O'Brien	3-0	107.09	18-30-1	60.0	192	0	26	64.0
Total	11	130.99	242-417-14	58.0	3130	21	80	284.5
Opponents	11	135.91	221-343-9	64.4	2465	17	51	224.1

RECEIVING	G-GS	NO.	YDS	AVG	TD	LONG	AVG/G
JD Spielman	11-4	55	830	15.1	2	77	75.5
Stanley Morgan Jr.	10-7	54	912	16.9	8	80	91.2
De'Mornay Pierson-El	11-8	42	584	13.9	5	45	53.1
Tyler Hoppes	11-9	30	340	11.3	3	35	30.9
Mikale Wilbon	10-6	17	62	3.6	0	12	6.2
Devine Ozigbo	9-3	15	124	8.3	0	37	13.8
Tyjon Lindsey	11-1	12	76	6.3	0	14	6.9
Jack Stoll	11-1	7	77	11.0	2	32	7.0
Jaylin Bradley	6-0	3	31	10.3	0	13	5.2
Conor Young	10-1	2	31	15.5	0	23	3.1
Gabe Rahn	11-1	2	27	13.5	0	17	2.5
Bryan Reimers	9-2	2	25	12.5	1	22	2.8
Luke McNitt	11-2	1	11	11.0	0	11	1.0
Total	11	242	3130	12.9	21	80	284.5
Opponents	11	221	2465	11.2	17	51	224.1

PUNT RETURNS	NO.	YDS	AVG	TD	LONG
De'Mornay Pierson-El	13	92	7.1	0	63
Stanley Morgan Jr.	1	1	1.0	0	1
Total	14	93	6.6	0	63
Opponents	8	68	8.5	1	63

INTERCEPTIONS	NO.	YDS	AVG	TD	LONG
Aaron Williams	2	41	20.5	1	27
Joshua Kalu	2	32	16.0	0	32
Marcus Newby	1	49	49.0	1	49
Antonio Reed	1	19	19.0	0	19
Tyrin Ferguson	1	0	0.0	0	0
Chris Weber	1	0	0.0	0	0
Luke Gifford	1	-3	-3.0	0	0
Total	9	138	15.3	2	49
Opponents	14	339	24.2	4	87

KICK RETURNS	NO.	YDS	AVG	TD	LONG
JD Spielman	27	669	24.8	1	99
Jaylin Bradley	3	81	27.0	0	31
Luke McNitt	2	21	10.5	0	12
Tyjon Lindsey	1	17	17.0	0	17
Stanley Morgan Jr.	1	15	15.0	0	15
Austin Rose	1	13	13.0	0	13
Total	35	816	23.3	1	99
Opponents	29	651	22.4	1	100

FUMBLE RETURNS	NO.	YDS	AVG	TD	LONG
None	0	0	0.0	0	0
Total	0	0	0.0	0	0
Opponents	1	5	5.0	0	5

FIELD GOALS	FGM-FGA	PCT	01-19	20-29	30-39	40-49	50-99	LG	BLK
Drew Brown	12-14	85.7	0-0	6-6	4-6	2-2	0-0	44	1
Totals	12-14	85.7	0-0	6-6	4-6	2-2	0-0	44	1
Opponents	10-13	76.9	0-0	4-4	6-7	0-2	0-0	39	0

FG SEQUENCE	NEBRASKA	OPPONENTS
Arkansas State	(21),(41)	(39),(31)
Oregon	-	44
NIU	37,(36)	39
Rutgers	(32),(27)	(33)
Illinois	-	(25),(25)
Wisconsin	33,(32)	(37)
Ohio State	-	-
Purdue	(44),(21),(37),(25)	(20)
Northwestern	(23)	(24),44
Minnesota	-	(36),(30)
Penn State	(27)	-

Numbers in parentheses indicate field goal was made.

PUNTING	NO.	YDS	AVG	LONG	TB	FC	I20	50+	BLKD
Caleb Lightbourn	54	2273	42.1	69	4	22	20	12	0
Total	54	2273	42.1	69	4	22	20	12	0
Opponents	50	2008	40.2	60	4	14	18	6	0

KICKOFFS	NO.	YDS	AVG	TB	OB	RETN	NET	YDLN
Drew Brown	57	3542	62.1	27	1			
Caleb Lightbourn	1	61	61.0	0	0			
Total	58	3603	62.1	27	1	651	39.3	25
Opponents	69	4190	60.7	26	4	816	39.5	25



SCORING	TD	FGS	----- PATS -----		KICK	RUSH	RCV	PASS	DXP	SAF	PTS
Drew Brown	0	12-14	35-35	0-0	0	0-0	0	0-0	0	0	71
Stanley Morgan Jr.	8	0-0	0-0	0-0	0	0-0	0	0	0	0	48
Mikale Wilbon	6	0-0	0-0	0-0	0	0-0	0	0	0	0	36
De'Mornay Pierson-El	5	0-0	0-0	0-0	0	0-0	0	0	0	0	30
Devine Ozigbo	3	0-0	0-0	0-0	0	0-0	0	0	0	0	18
Tyler Hoppes	3	0-0	0-0	0-0	0	0-0	0	0	0	0	18
JD Spielman	3	0-0	0-0	0-0	0	0-0	0	0	0	0	18
Tanner Lee	2	0-0	0-0	0-0	0	0-1	0	0	0	0	12
Tre Bryant	2	0-0	0-0	0-0	0	0-0	0	0	0	0	12
Aaron Williams	1	0-0	0-0	0-0	0	0-0	0	0	0	0	6
Jack Stoll	2	0-0	0-0	0-0	0	0-0	0	0	0	0	12
Marcus Newby	1	0-0	0-0	0-0	0	0-0	0	0	0	0	6
Bryan Reimers	1	0-0	0-0	0-0	0	0-0	0	0	0	0	6
TEAM	0	0-0	0-0	0-0	0	0-0	0	1	1	2	
Total	37	12-14	35-35	0-0	0	0-1	0	1	1	295	
Opponents	50	10-13	49-50	0-0	0	0-0	0	1	1	381	

TOTAL OFFENSE	G	PLAYS	RUSH	PASS	TOTAL	AVG/G
Tanner Lee	11	416	-92	2938	2846	258.7
Devine Ozigbo	9	126	480	0	480	53.3
Mikale Wilbon	10	81	340	0	340	34.0
Tre Bryant	2	51	299	0	299	149.5
Patrick O'Brien	3	44	4	192	196	65.3
Jaylin Bradley	6	15	74	0	74	12.3
JD Spielman	11	10	73	0	73	6.6
De'Mornay Pierson-El	11	4	32	0	32	2.9
Luke McNitt	11	6	10	0	10	0.9
Nick Gates	11	0	6	0	6	0.5
Tyjon Lindsey	11	6	3	0	3	0.3
Stanley Morgan Jr.	10	1	2	0	2	0.2
TEAM	9	4	-8	0	-8	-0.9
Total	11	764	1223	3130	4353	395.7
Opponents	11	759	2264	2465	4729	429.9

ALL PURPOSE	G	RUSH	REC	PR	KOR	IR	TOT	AVG/G
JD Spielman	11	73	830	0	669	0	1572	142.9
Stanley Morgan Jr.	10	2	912	1	15	0	930	93.0
De'Mornay Pierson-El	11	32	584	92	0	0	708	64.4
Devine Ozigbo	9	480	124	0	0	0	604	67.1
Mikale Wilbon	10	340	62	0	0	0	402	40.2
Tyler Hoppes	11	0	340	0	0	0	340	30.9
Tre Bryant	2	299	0	0	0	0	299	149.5
Jaylin Bradley	6	74	31	0	81	0	186	31.0
Tyjon Lindsey	11	3	76	0	17	0	96	8.7
Jack Stoll	11	0	77	0	0	0	77	7.0
Marcus Newby	9	0	0	0	0	49	49	5.4
Luke McNitt	11	10	11	0	21	0	42	3.8
Aaron Williams	8	0	0	0	0	41	41	5.1
Joshua Kalu	8	0	0	0	0	32	32	4.0
Conor Young	10	0	31	0	0	0	31	3.1
Gabe Rahn	11	0	27	0	0	0	27	2.5
Bryan Reimers	9	0	25	0	0	0	25	2.8
Antonio Reed	9	0	0	0	0	19	19	2.1
Austin Rose	10	0	0	0	13	0	13	1.3
Nick Gates	11	6	0	0	0	0	6	0.5
Patrick O'Brien	3	4	0	0	0	0	4	1.3
Luke Gifford	7	0	0	0	0	-3	-3	-0.4
TEAM	9	-8	0	0	0	0	-8	-0.9
Tanner Lee	11	-92	0	0	0	0	-92	-8.4
Total	11	1223	3130	93	816	138	5400	490.9
Opponents	11	2264	2465	68	651	339	5787	526.1



Defensive Statistics

	-----TACKLES-----					-SACKS-		--PASS DEF--			---FUMBLES---		BLKD	
NAME	GP-GS	SOLO	AST	TOTAL	TFL-YDS	NO-YARDS	INT-YDS	BRUP	QBH	RCV-YDS	FF	KICK	SAF	
49 Chris Weber	11-10	38	50	88	8-27	10-6	1-0	5	1	
5 Dedrick Young II	11-10	30	42	72	4-9	10-5	.	1	1	
3 Marcus Newby	9-7	29	24	53	3-3	.	1-49	2	
24 Aaron Williams	8-7	28	17	45	1-4	.	2-41	1	.	1-0	.	.	.	
25 Antonio Reed	9-4	24	16	40	2-5	.	1-19	.	.	.	1	.	.	
46 Joshua Kalu	8-8	28	11	39	.	.	2-32	6	
1A Luke Gifford	7-7	20	19	39	5-17	15-10	1--3	1	
2B Lamar Jackson	11-11	27	10	37	.	.	.	3	
96 Carlos Davis	11-11	16	20	36	4-19	25-18	.	.	6	
7 Mohamed Barry	11-2	14	22	36	1-1	.	.	1	
19 Marquel Dismuke	11-1	19	13	32	1-0	.	.	.	
6 Eric Lee Jr.	8-6	18	12	30	1-1	.	.	2	
44 Mick Stoltenberg	11-11	11	18	29	2-1	.	.	1	1	
95 Ben Stille	8-1	10	10	20	8-36	35-27	.	1	.	.	1	.	.	
91 Freedom Akinmoladun	11-11	13	6	19	1-3	10-3	.	2	2	
26 Kieron Williams	11-1	6	10	16	1	.	.	
22 Alex Davis	11-4	9	6	15	2-5	15-5	
97 Deontre Thomas	10-0	4	10	14	
23 Dicaprio Bootle	11-1	11	2	13	1-1	
94 Khalil Davis	11-0	5	8	13	4-17	20-11	.	1	2	.	1	.	.	
17 Sedrick King	6-3	4	8	12	2-1	
31 Collin Miller	11-0	3	4	7	1-0	.	.	.	
8 Chris Jones	6-5	4	1	5	.	.	.	1	
41 Luke McNitt	11-2	3	2	5	
14 Avery Roberts	11-0	1	3	4	
42 Jeremiah Stovall	11-0	.	4	4	
43 Tyrin Ferguson	5-0	1	2	3	.	.	1-0	
34 Drew Brown	11-0	3	.	3	
4 Avery Anderson	10-0	.	3	3	
57 Jacob Weinmaster	11-0	2	.	2	
28 Eli Sullivan	5-0	2	.	2	
67 Jerald Foster	11-11	1	.	1	
9 DaiShon Neal	11-0	.	1	1	
2 Tony Butler	11-0	1	.	1	
88 Tyler Hoppes	11-9	1	.	1	
15 De'Mornay Pierson-El	11-8	1	.	1	
8 Stanley Morgan Jr.	10-7	1	.	1	
13 Tanner Lee	11-11	1	.	1	
TM TEAM	9-0	1	
Total	11-0	389	354	743	49-150	14-85	9-138	28	13	3-0	4	.	1	
Opponents	11-0	-	-	-	-	23-168	14-339	56	30	2-5	9	1	1	

SPECIAL TEAMS TACKLES	UA-A/TOT	ASU	ORE	NIU	RUT	ILL	WIS	OSU	PUR	NW	MINN	PSU	IOWA
Kieron Williams	2-5/7	-	-	-	-	0-1	2-0	-	0-1	-	0-1/1	0-2/2	
Luke McNitt	3-2/5	2-0	-	-	-	-	-	-	1-0	-	0-1/1	0-1/1	
Avery Roberts	1-3/4	-	0-1	-	1-0	-	-	-	0-1	-	-	0-1/1	
Jeremiah Stovall	0-4/4	-	-	0-1	0-1	-	-	-	0-1	-	-	0-1/1	
Avery Anderson	0-4/4	-	-	-	0-1	0-1	-	-	-	-	-	0-1/1	
Eli Sullivan	2-0/2	-	-	-	-	-	-	-	2-0	-	-	-	
Marquel Dismuke	2-1/3	-	-	-	-	-	-	-	0-1	-	1-0/1	1-0/1	
Dicaprio Bootle	1-0/1	-	1-0	-	-	-	-	-	-	-	-	-	
Tyrin Ferguson	0-1/1	-	0-1	0-1	-	-	-	-	-	-	-	-	
Tony Butler	1-0/1	-	1-0	-	-	-	-	-	-	-	-	-	
Collin Miller	1-2/3	-	-	1-0	-	-	-	-	-	-	-	0-2/2	
Drew Brown	3-0/3	-	-	-	-	-	-	1-0	1-0	-	-	1-0/1	



Individual Game By Game

RUSHING	NO-YDS/TD	ASU	ORE	NIU	RUT	ILL	WIS	OSU	PUR	NW	MINN	PSU	IOWA
Devine Ozigbo RB	126-480/3	DNP	DNP	2-8/0	24-101/0	18-106/1	23-112/0	9-24/0	10-8/0	23-72/0	10-37/1	7-12/1	
Mikale Wilbon RB	81-340/6	2-15/1	3-8/1	24-90/0	14-78/1	13-60/0	DNP	3-3/0	1-3/0	1-2/0	10-28/1	10-53/2	
Tre Bryant RB	51-299/2	31-192/1	20-107/1	DNP	DNP	DNP	DNP	DNP	DNP	DNP	DNP	DNP	
Jaylin Bradley RB	15-74/0	DNP	DNP	-	6-16/0	1-7/0	DNP	-	7-42/0	DNP	DNP	1-9/0	
JD Spielman WR	10-73/0	-	-	2-1/0	1-6/0	2-12/0	-	1-1/0	1-0/0	2-45/0	-	1-8/0	
De'Mornay Pierson-El WR	4-32/0	2-23/0	-	-	-	-	-	-	-	1-7/0	1-2/0	-	
Luke McNitt FB	6-10/0	1-0/0	1-2/0	1-4/0	-	-	-	-	2-2/0	-	1-2/0	-	
Patrick O'Brien QB	14-4/0	DNP	DNP	DNP	DNP	DNP	1--7/0	2-11/0	DNP	DNP	11-0/0	DNP	
Tyjon Lindsey WR	6-3/0	-	2-5/0	-	-	-	-	-	1-3/0	2--6/0	-	1-1/0	
Stanley Morgan WR	1-2/0	1-2/0	-	-	DNP	-	-	-	-	-	-	-	
TEAM	4--8/0	-	-	-	2--4/0	2--4/0	-	-	-	-	DNP	DNP	
Tanner Lee QB	29--92/2	1--7/0	3--19/0	7--18/2	-	2--16/0	2-5/0	1-5/0	5--18/0	2--8/0	-	6--16/0	

RECEIVING	NO-YDS/TD	ASU	ORE	NIU	RUT	ILL	WIS	OSU	PUR	NW	MINN	PSU	IOWA
Stanley Morgan WR	54-912/8	5-102/1	7-103/2	6-94/0	DNP	8-96/1	4-115/1	3-30/1	6-112/1	4-38/0	4-37/0	7-185/1	
JD Spielman WR	55-830/2	2-44/0	2-29/0	3-52/0	5-46/1	2-25/0	6-79/0	11-200/1	6-70/0	3-48/0	9-141/0	6-96/0	
De-Mornay Pierson-El WR	42-584/5	2-20/1	4-67/1	8-101/0	3-22/1	4-94/1	3-59/0	2-8/0	5-62/0	4-34/0	3-63/0	4-54/1	
Tyler Hoppes TE	30-340/3	3-40/0	2-37/0	2-17/0	2-16/0	2-27/1	1-0/0	2-14/0	5-105/1	1-8/0	4-33/1	6-43/0	
Devine Ozigbo RB	15-124/0	DNP	DNP	-	-	-	4-18/0	2-37/0	6-39/0	2-18/0	1-12/0	-	
Jack Stoll TE	7-77/2	-	-	-	-	-	-	1-12/0	-	3-41/1	2-21/0	1-3/1	
Tyjon Lindsey WR	12-76/0	3-14/0	3-12/0	2-18/0	-	1-4/0	-	1-14/0	-	1-8/0	1-6/0	-	
Mikale Wilbon RB	17-62/0	3-7/0	1-4/0	3-14/0	1--2/0	-	DNP	3-3/0	1-12/0	2-8/0	1--2/0	2-18/0	
Conor Young WR	2-31/0	-	-	-	-	-	-	2-31/0	-	-	-	DNP	
Jaylin Bradley RB	3-31/0	DNP	DNP	-	-	-	DNP	-	3-31/0	DNP	DNP	-	
Gabe Rahn WR	2-27/0	-	-	-	2-27/0	-	-	-	-	-	-	-	
Bryan Reimers WR	2-25/1	-	-	1-3/0	DNP	-	-	DNP	-	1-22/1	-	-	
Luke McNitt FB	1-11/0	1-11/0	-	-	-	-	-	-	-	-	-	-	

PASSING											
Tanner Lee	Att	Comp	Int	Pct	Yards	TD	Long	Sack	Yds	Effic	
Arkansas State	32	19	0	59.4	238	2	44	1	7	142.5	
Oregon	41	19	4	46.3	252	3	35	2	17	102.6	
NIU	47	25	3	53.2	299	0	36	3	24	93.9	
Rutgers	26	13	2	50.0	109	2	18	0	0	95.2	
Illinois	24	17	0	70.8	246	3	45	2	16	198.2	
Wisconsin	32	16	1	50.0	262	1	80	0	0	122.8	
Ohio State	38	23	0	60.5	303	2	77	0	0	144.9	
Purdue	50	32	0	64.0	431	2	46	3	21	149.6	
Northwestern	38	21	3	55.3	225	2	32	1	10	106.6	
Minnesota	18	13	0	72.2	174	1	44	0	0	171.8	
Penn State	41	26	0	63.4	399	3	51	4	25	169.3	
TOTALS	387	224	13	57.9	2938	21	80	16	120	132.8	
Patrick O'Brien	Att	Comp	Int	Pct	Yards	TD	Long	Sack	Yds	Effic	
Wisconsin	3	2	0	66.7	9	0	8	1	7	91.9	
Ohio State	9	4	1	44.4	46	0	18	0	0	65.2	
Minnesota	18	12	0	66.7	137	0	26	6	41	130.6	
TOTALS	30	18	1	60.0	192	0	26	7	48	107.1	

PUNT RETURNS	NO-YDS	ASU	ORE	NIU	RUT	ILL	WIS	OSU	PUR	NW	MINN	PSU	IOWA
De-Mornay Pierson-El	13-92	-	-	5-13	3-56	1-4	2-10	-	-	1-6	-	1-3	
Stanley Morgan	1-1	1-1	-	-	DNP	-	-	-	-	-	-	-	

KICK RETURNS	NO-YDS	ASU	ORE	NIU	RUT	ILL	WIS	OSU	PUR	NW	MINN	PSU	IOWA
JD Spielman	27-669	1-99	1-11	2-74	2-49	1-20	1-22	4-60	2-59	5-102	7-150	1-23	
Jaylin Bradley	3-81	DNP	DNP	-	-	-	DNP	-	-	DNP	DNP	3-81	
Luke McNitt	2-21	-	-	-	-	-	-	1-9	-	-	1-12	-	
Tyjon Lindsey	1-17	-	-	1-17	-	-	-	-	-	-	-	-	
Stanley Morgan	1-15	1-15	-	-	DNP	-	-	-	-	-	-	-	
Austin Rose	1-13	-	-	-	-	-	1-13	-	-	-	-	DNP	

Defense Game By Game

TOTAL TACKLES	UA-A	TOT	ASU	ORE	NIU	RUT	ILL	WIS	OSU	PUR	NW	MINN	PSU	IOWA
Chris Weber LB	38-50	88	2-3	5-5	2-2	1-2	6-3	5-3	4-11	3-9	6-5	1-4	3-3	
Dedrick Young LB	30-42	72	5-2	3-4	0-2	3-3	1-5	2-8	4-10	3-0	5-4	2-2	2-2	
Marcus Newby LB	29-24	53	3-3	5-5	2-1	DNP	DNP	2-0	1-4	2-2	8-2	1-2	5-5	
Aaron Williams DB	28-17	45	3-3	6-6	2-3	1-0	3-2	8-3	DNP	1-0	DNP	DNP	4-0	
Antonio Reed DB	24-16	40	2-1	2-3	3-2	4-2	4-2	-	DNP	-	DNP	9-6	-	
Luke Gifford LB	20-19	39	4-5	3-2	4-4	3-3	3-2	2-1	1-2	DNP	DNP	DNP	DNP	
Joshua Kalu DB	28-11	39	4-2	1-0	DNP	DNP	DNP	6-4	3-2	5-1	2-0	4-1	3-1	
Lamar Jackson DB	27-10	37	5-0	1-2	1-1	3-1	1-1	-	1-2	8-0	2-1	1-2	4-0	
Carlos Davis DL	16-20	36	2-0	3-2	0-5	1-2	2-1	1-2	2-1	2-3	1-1	0-2	2-1	
Mohamed Barry LB	14-22	36	1-3	0-1	1-1	1-0	0-1	-	1-7	2-1	1-1	3-4	4-3	
Marquel Dismuke DB	19-13	32	-	-	-	-	-	3-6	4-2	2-1	4-3	5-1	1-0	
Eric Lee Jr. DB	18-12	30	5-2	2-3	2-1	2-0	1-2	2-2	3-2	1-0	DNP	DNP	DNP	
Mick Stoltzenberg DL	11-18	29	0-2	3-2	0-1	1-2	2-1	0-2	0-2	3-0	2-5	0-1	-	
Ben Stille DL	10-10	20	DNP	DNP	DNP	2-1	3-1	0-1	1-1	1-2	2-2	1-1	0-1	
Freedom Akinmoladun DL	13-6	19	1-1	-	3-1	1-0	1-0	2-0	1-3	1-1	1-0	-	2-0	
Kieron Williams DB	6-10	16	-	-	-	-	0-1	2-0	2-3	0-1	1-1	0-1	1-3	
Alex Davis LB	9-6	15	1-0	-	0-1	-	1-0	-	0-2	1-0	2-2	1-1	3-0	
Deontre Thomas DL	4-10	14	0-3	2-1	-	0-2	2-1	-	0-2	0-1	-	DNP	-	
Dicaprio Bootle DB	11-2	13	2-0	4-0	0-1	1-0	-	0-1	3-0	1-0	-	-	-	
Khalil Davis DL	5-8	13	-	-	1-2	-	1-2	1-0	0-1	0-3	1-0	-	1-0	
Sedrick King LB	4-8	12	DNP	DNP	-	-	1-2	1-0	2-5	DNP	DNP	0-1	DNP	
Collin Miller LB	3-4	7	-	-	1-0	-	-	-	-	-	0-1	2-0	0-3	
Chris Jones DB	4-1	5	DNP	DNP	DNP	DNP	DNP	1-1	-	-	-	1-0	2-0	
Luke McNitt	3-2	5	2-0	-	-	-	-	-	-	1-0	-	0-1	0-1	
Avery Roberts LB	1-3	4	-	0-1	-	1-0	-	-	-	0-1	-	-	0-1	
Jeremiah Stovall DB	0-4	4	-	-	0-1	0-1	-	-	-	0-1	-	-	0-1	
Drew Brown	3-0	3	-	-	-	-	-	-	1-0	1-0	-	-	1-0	
Tyrin Ferguson LB	1-2	3	-	0-1	1-1	DNP	DNP	-	-	DNP	DNP	DNP	DNP	
Avery Anderson DB	0-3	3	-	-	-	0-1	0-1	-	-	-	-	DNP	0-1	
Eli Sullivan DB	2-0	2	DNP	DNP	-	DNP	DNP	DNP	-	2-0	-	-	DNP	
Jacob Weinmaster LB	2-0	2	-	-	-	-	-	-	-	2-0	-	-	-	
DaiShon Neal DL	0-1	1	-	-	-	-	-	-	-	0-1	-	-	-	
Stanley Morgan	1-0	1	-	-	1-0	DNP	-	-	-	-	-	-	-	
Tyler Hoppes	1-0	1	-	1-0	-	-	-	-	-	-	-	-	-	
Tony Butler DB	1-0	1	-	1-0	-	-	-	-	-	-	-	-	-	
Jerald Foster	1-0	1	-	1-0	-	-	-	-	-	-	-	-	-	
De'Mornay Pierson-El	1-0	1	-	-	-	-	-	-	-	-	1-0	-	-	
Tanner Lee	1-0	1	-	1-0	-	-	-	-	-	-	-	-	-	



Defense Game By Game

TACKLES FOR LOSS	UA-A	TOT	ASU	ORE	NIU	RUT	ILL	WIS	OSU	PUR	NW	MINN	PSU	IOWA
Chris Weber LB	4-4	8	-	1-5	1-4	-	2-11	-	1-2	1-1	1-2	1-2	-	
Ben Stille DL	7-1	8	DNP	DNP	DNP	1-2	3-11	-	1-7	1-1	1-1	1-14	-	
Luke Gifford LB	3-2	5	-	-	1-4	1-3	1-3	1-6	1-1	DNP	DNP	DNP	DNP	
Khalil Davis DL	2-2	4	-	-	2-9	-	1-6	-	-	1-2	-	-	-	
Carlos Davis DL	2-2	4	-	-	1-4	-	2-13	-	-	-	-	-	1-2	
Dedrick Young LB	2-2	4	1-5	-	-	1-2	-	-	1-1	-	-	1-1	-	
Marcus Newby LB	1-2	3	-	1-2	-	DNP	DNP	-	1-0	1-1	-	-	-	
Alex Davis LB	1-1	2	-	-	1-3	-	-	-	-	-	-	-	1-2	
Antonio Reed DB	0-2	2	-	1-4	1-1	-	-	-	DNP	-	DNP	-	-	
Sedrick King LB	1-1	2	DNP	DNP	-	-	-	-	1-1	DNP	DNP	1-0	DNP	
Mick Stoltenberg DL	0-2	2	-	-	1-1	-	1-0	-	-	-	-	-	-	
Eric Lee Jr. DB	1-0	1	1-1	-	-	-	-	-	-	-	DNP	DNP	DNP	
Mohamed Barry LB	1-0	1	-	-	-	-	-	-	-	-	-	1-1	-	
Freedom Akinmoladun DL	1-0	1	-	-	-	-	1-3	-	-	-	-	-	-	
Dicaprio Bootle DB	1-0	1	-	-	-	-	-	-	1-1	-	-	-	-	
Aaron Williams DB	0-1	1	-	-	1-4	-	-	-	DNP	-	DNP	DNP	-	

SACKS	UA-A	TOT	ASU	ORE	NIU	RUT	ILL	WIS	OSU	PUR	NW	MINN	PSU	IOWA
Ben Stille DL	3-1	3.5	DNP	DNP	DNP	-	1.0-5	-	1.0-7	0.5-1	-	1.0-14	-	
Carlos Davis DL	2-1	2.5	-	-	0.5-4	-	1.0-12	-	-	-	-	-	1.0-2	
Khalil Davis DL	1-2	2.0	-	-	0.5-3	-	1.0-6	-	-	0.5-2	-	-	-	
Luke Gifford LB	1-1	1.5	-	-	0.5-4	-	-	1.0-6	-	DNP	DNP	DNP	DNP	
Alex Davis LB	1-1	1.5	-	-	0.5-3	-	-	-	-	-	-	-	1.0-2	
Chris Weber LB	1-0	1.0	-	-	-	-	1.0-6	-	-	-	-	-	-	
Dedrick Young LB	1-0	1.0	1.0-5	-	-	-	-	-	-	-	-	-	-	
Freedom Akinmoladun DL	1-0	1.0	-	-	-	-	1.0-3	-	-	-	-	-	-	

INT RETURNS	NO-YDS	ASU	ORE	NIU	RUT	ILL	WIS	OSU	PUR	NW	MINN	PSU	IOWA
Joshua Kalu	2-32	1-0	-	DNP	DNP	DNP	-	-	-	1-32	-	-	-
Aaron Williams	2-41	-	1-27	-	-	-	1-14	DNP	-	DNP	DNP	-	-
Antonio Reed	1-19	-	-	-	1-19	-	-	DNP	-	DNP	-	-	-
Marcus Newby	1-49	-	-	-	DNP	DNP	-	-	-	1-49	-	-	-
Chris Weber	1-0	-	-	-	-	1-0	-	-	-	-	-	-	-
Tyrin Ferguson	1-0	1-0	-	-	DNP	DNP	-	-	DNP	DNP	DNP	DNP	-
Luke Gifford	1-3	-	-	-	1-3	-	-	-	DNP	DNP	DNP	DNP	-

FUMBLES RECOVERED	NO	ASU	ORE	NIU	RUT	ILL	WIS	OSU	PUR	NW	MINN	PSU	IOWA
Marquel Dismuke	1	-	-	1	-	-	-	-	-	-	-	-	-
Aaron Williams	1	-	1	-	-	-	-	DNP	-	DNP	-	-	-
Collin Miller	1	-	-	-	-	-	-	-	-	-	-	1	-

FORCED FUMBLES	NO	ASU	ORE	NIU	RUT	ILL	WIS	OSU	PUR	NW	MINN	PSU	IOWA
Ben Stille	1	DNP	DNP	DNP	-	1	-	-	-	-	-	-	-
Khalil Davis	1	-	-	1	-	-	-	-	-	-	-	-	-
Antonio Reed	1	-	1	-	-	-	-	DNP	-	DNP	-	-	-
Kieron Williams	1	-	-	-	-	-	1	-	-	-	-	-	-

FUMBLE RETURNS	NO-YDS	ASU	ORE	NIU	RUT	ILL	WIS	OSU	PUR	NW	MINN	PSU	IOWA
None													

Nebraska Team Game By Game

		--RUSHING--				--RECEIVING--				-----PASSING-----				--KICK RET--				--PUNT RET--				TOTAL		
DATE	OPPONENT	NO.	YDS	TD	LG	NO.	YDS	TD	LG	CMP	ATT	INT	YDS	TD	LG	NO	YDS	TD	LG	NO	YDS	TD	LG	OFF.
Sept. 2, 2017	Arkansas State	38	225	2	35	19	238	2	44	19-32-0	238	2	44	2	114	1	99	1	1	0	1		463	
Sept. 9, 2017	at Oregon	29	109	2	25	19	252	3	35	19-41-4	252	3	35	1	11	0	11	0	0	0	0		361	
Sept. 16, 2017	NIU	36	85	2	25	25	299	0	36	25-47-3	299	0	36	3	91	0	50	5	13	0	10		384	
Sept. 23, 2017	Rutgers	47	197	1	20	13	109	2	18	13-26-2	109	2	18	2	49	0	25	3	56	0	63		306	
Sept. 29, 2017	at Illinois	38	165	1	20	17	246	3	45	17-24-0	246	3	45	1	20	0	20	1	4	0	0		411	
Oct. 7, 2017	Wisconsin	26	110	0	28	18	271	1	80	18-35-1	271	1	80	2	35	0	22	2	10	0	9		381	
Oct. 14, 2017	Ohio State	16	44	0	11	27	349	2	77	27-47-1	349	2	77	5	69	0	20	0	0	0	0		393	
Oct. 28, 2017	at Purdue	27	40	0	20	32	431	2	46	32-50-0	431	2	46	3	59	0	31	0	0	0	0		471	
Nov. 4, 2017	Northwestern	31	112	0	40	21	225	2	32	21-38-3	225	2	32	5	102	0	35	1	6	0	6		337	
Nov. 11, 2017	at Minnesota	33	69	2	14	25	311	1	44	25-36-0	311	1	44	8	162	0	40	0	0	0	0		380	
Nov. 18, 2017	at Penn State	26	67	3	24	26	399	3	51	26-41-0	399	3	51	4	104	0	31	1	3	0	3		466	
	Totals	347	1223	13	40	242	3130	21	80	242-417-14	3130	21	80	35	816	1	99	14	93	0	63		4353	
	Opponent	416	2264	27	75	221	2465	17	51	221-343-9	2465	17	51	29	651	1	100	8	68	1	63		4729	

		-----TACKLES-----				--SACKS--		--FUMBLE--			PASS	BLKD	--KICKS-----XPTS--					
DATE	OPPONENT	SOLOAST	TOTAL	TFL-YDS	NO-YDS	FF	FR-YDS	INT-YDS	QBH	BRK	KICK	ATT-MAD	RUN	RCV	SAF	PTS		
Sept. 2, 2017	Arkansas State	42	30	72	2-0-6	1	0-0	2-0	5	4	0	5-5	0	0	1	43		
Sept. 9, 2017	at Oregon	44	38	82	2-0-11	0	1-0	1-27	0	2	0	5-5	0	0	0	35		
Sept. 16, 2017	NIU	24	30	54	5-0-30	2	1-0	0-0	0	2	0	2-2	0	0	0	17		
Sept. 23, 2017	Rutgers	25	20	45	3-0-7	0	0-0	2-16	4	1	0	3-3	0	0	0	27		
Sept. 29, 2017	at Illinois	32	28	60	10-0-47	5	0-0	1-0	1	0	0	4-4	0	0	0	28		
Oct. 7, 2017	Wisconsin	38	34	72	1-0-6	1	0-0	1-14	0	4	0	2-2	0	0	0	17		
Oct. 14, 2017	Ohio State	34	62	96	5-0-13	1	0-0	0-0	1	0	0	2-2	0	0	0	14		
Oct. 28, 2017	at Purdue	50	12	62	2-0-5	1	0-0	0-0	0	4	0	1-1	0	0	0	25		
Nov. 4, 2017	Northwestern	39	28	67	2-0-3	0	0-0	2-81	1	6	0	3-3	0	0	0	24		
Nov. 11, 2017	at Minnesota	31	30	61	4-0-18	1	0-0	0-0	0	1	0	3-3	0	0	0	21		
Nov. 18, 2017	at Penn State	38	26	64	2-0-4	2	1-0	0-0	1	4	0	5-5	0	0	0	44		
	Totals	389	354	743	38.0-150	14	3-0	9-138	13	28	0	35-35	0	0	1	295		
	Opponent	387	389	776	57.5-239	23	2-5	14-339	30	56	1	50-49	0	0	1	381		

DATE	OPPONENT	-----PUNTING-----									--FIELD GOALS--			-----KICKOFFS-----				
		NO	YDS	AVG	LONG	BLKD	TB	FC	50+	I20	ATT-MADE	LG	BLKD	NO	YDS	AVG	TB	OB
Sept. 2, 2017	Arkansas State	5	212	42.4	54	0	0	1	2	3	2-2	41	0	9	566	62.9	5	1
Sept. 9, 2017	at Oregon	7	282	40.3	46	0	0	2	0	3	0-0	0	0	6	378	63.0	4	0
Sept. 16, 2017	NIU	6	284	47.3	55	0	1	3	4	0	2-1	36	1	4	260	65.0	3	0
Sept. 23, 2017	Rutgers	5	194	38.8	64	0	0	2	1	3	2-2	32	0	6	388	64.7	4	0
Sept. 29, 2017	at Illinois	2	67	33.5	35	0	0	0	0	1	0-0	0	0	5	303	60.6	2	0
Oct. 7, 2017	Wisconsin	5	237	47.4	69	0	2	1	2	3	2-1	32	0	3	195	65.0	2	0
Oct. 14, 2017	Ohio State	4	192	48.0	57	0	1	1	2	1	0-0	0	0	3	191	63.7	2	0
Oct. 28, 2017	at Purdue	4	150	37.5	43	0	0	4	0	1	4-4	44	0	7	430	61.4	1	0
Nov. 4, 2017	Northwestern	5	199	39.8	46	0	0	3	0	3	1-1	23	0	5	325	65.0	4	0
Nov. 11, 2017	at Minnesota	3	117	39.0	42	0	0	3	0	0	0-0	0	0	4	253	63.2	0	0
Nov. 18, 2017	at Penn State	8	339	42.4	53	0	0	2	1	2	1-1	27	0	6	314	52.3	0	0
	Totals	54	2273	42.1	69	0	4	22	12	20	14-12	44	1	58	3603	62.1	27	1
	Opponent	50	2008	40.2	60	0	4	14	6	18	13-10	39	0	69	4190	60.7	26	4

Opponent Team Game By Game

DATE	OPPONENT	--RUSHING--				--RECEIVING--				-----PASSING-----				--KICK RET--				--PUNT RET--				TOTAL
		NO	YDS	TD	LG	NO.	YDS	TD	LG	CMP	ATT	INT	YDS	TD	LG	NO	YDS	TD	LG	NO	YDS	TD
Sept. 2, 2017	Arkansas State	21	82	0	14	46	415	3	38	46-68-2	415	3	38	3	62	0	25	1	63	1	63	497
Sept. 9, 2017	at Oregon	44	201	3	28	25	365	3	51	25-33-1	365	3	51	2	28	0	15	2	1	0	0	566
Sept. 16, 2017	NIU	31	85	1	19	15	128	0	47	15-23-0	128	0	47	1	25	0	25	2	-10	0	12	213
Sept. 23, 2017	Rutgers	24	68	1	13	15	126	0	19	15-29-2	126	0	19	2	41	0	27	0	0	0	0	194
Sept. 29, 2017	at Illinois	37	93	0	19	10	106	0	19	10-16-1	106	0	19	3	43	0	29	0	0	0	0	199
Oct. 7, 2017	Wisconsin	49	353	3	75	9	113	1	31	9-17-1	113	1	31	1	25	0	25	1	7	0	7	466
Oct. 14, 2017	Ohio State	47	279	3	52	31	354	5	31	31-39-0	354	5	31	1	30	0	30	0	0	0	0	633
Oct. 28, 2017	at Purdue	38	199	2	30	16	164	1	25	16-28-0	164	1	25	6	120	0	34	0	0	0	0	363
Nov. 4, 2017	Northwestern	45	232	4	24	19	243	0	42	19-35-2	243	0	42	1	36	0	36	0	0	0	0	475
Nov. 11, 2017	at Minnesota	45	409	6	73	9	105	0	23	9-16-0	105	0	23	4	157	1	100	0	0	0	0	514
Nov. 18, 2017	at Penn State	35	263	4	65	26	346	4	43	26-39-0	346	4	43	5	84	0	34	2	7	0	10	609
	Opponent totals	416	2264	27	75	221	2465	17	51	221-343-9	2465	17	51	29	651	1	100	8	68	1	63	4729
	Nebraska	347	1223	13	40	242	3130	21	80	242-417-14	3130	21	80	35	816	1	99	14	93	0	63	4353

		-----TACKLES-----			--SACKS--		--FUMBLE--				PASS	BLKD	--KICKS-----XPTS--					
DATE	OPPONENT	SOLO	AST	TOTAL	TFL-YDS	NO-YDS	FF	FR-YDS	INT-YDS	QBH	BRK	KICK	ATT-MAD	RUN	RCV	SAF	PT	
Sept. 2, 2017	Arkansas State	38	33	71	4-5-12	1-0-7	1	0-0	0-0	2	5	0	4-4	0	0	1	36	
Sept. 9, 2017	at Oregon	32	20	52	6-0-24	2-0-17	1	0-0	4-84	2	9	0	6-6	0	0	0	42	
Sept. 16, 2017	NIU	47	32	79	8-0-37	3-0-24	0	0-0	3-121	7	6	1	3-3	0	0	0	21	
Sept. 23, 2017	Rutgers	32	50	82	4-0-7	0-0-0	0	0-0	2-33	3	2	0	2-2	0	0	0	17	
Sept. 29, 2017	at Illinois	32	38	70	5-0-20	2-0-16	4	1-5	0-0	3	2	0	0-0	0	0	0	6	
Oct. 7, 2017	Wisconsin	34	18	52	2-0-9	1-0-7	1	1-0	1-78	4	7	0	5-5	0	0	0	38	
Oct. 14, 2017	Ohio State	33	26	59	1-0-3	0-0-0	0	0-0	1-0	4	5	0	8-8	0	0	0	56	
Oct. 28, 2017	at Purdue	42	28	70	7-0-28	3-0-21	1	0-0	0-0	0	5	0	3-3	0	0	0	24	
Nov. 4, 2017	Northwestern	32	46	78	5-0-26	1-0-10	0	0-0	3-23	3	4	0	4-4	0	0	0	31	
Nov. 11, 2017	at Minnesota	40	44	84	10-0-46	6-0-41	1	0-0	0-0	0	5	0	7-6	0	0	0	54	
Nov. 18, 2017	at Penn State	27	48	75	5-0-27	4-0-25	0	0-0	0-0	2	5	0	8-8	0	0	0	56	
Opponent totals		387	389	776	57.5-239	23.0-168	9	2-5	14-339	30	56	1	50-49	0	0	1	381	
Nebraska		389	354	743	38.0-150	14.0-85	4	3-0	9-138	13	28	0	35-35	0	0	1	295	

Team Comparison

OPPONENT	SCORE	1ST DNS (RUN/PASS/PEN.)	RUSHING	PASSING	PASS YDS	TOTAL OFFENSE	RET YDS	T/O
ARKANSAS STATE	43-36	25/32 (10/5; 14/25; 1/2)	38-225/21-82	19-32-0/46-68-2	238/415	70-463/89-497	115/125	0/2
Oregon	35-42	19/22 (6/11; 11/10; 2/1)	29-109/44-201	19-41-4/25-33-1	252/365	70-361/77-566	38/113	4/2
NIU	17-21	18/13 (6/7; 12/5; 0/1)	36-85/31-85	25-47-3/15-23-0	299/128	83-384/54-213	104/136	3/1
RUTGERS	27-17	21/12 (11/4; 8/7; 2/1)	47-197/24-68	13-26-2/15-29-2	109/126	73-306/53-194	121/74	2/2
Illinois	28-6	23/15 (9/6;12/7; 2/2)	38-165/37-93	17-24-0/10-16-1	246/106	62-411/53-199	24/48	1/1
WISCONSIN	17-38	16/19 (5/14; 10/4; 1/1)	26-110/49-353	18-35-1/9-17-1	271/113	61-381/66-466	59/110	2/1
OHIO STATE	14-56	15/41 (2/18; 12/19; 1/4)	16-44/47-279	27-47-1/31-39-0	349/354	63-393/86-633	69/30	1/0
Purdue	25-24	25/20 (5/8; 16/9; 4/3)	27-40/38-199	32-50-0/16-28-0	431/164	77-471/66-363	59/120	0/0
NORTHWESTERN	24-31	21/26 (7/14; 12/9; 2/3)	31-112/45-232	21-38-3/19-35-2	225/243	69-337/80-475	189/59	3/2
Minnesota	21-54	20/24 (5/17; 13/5; 2/2)	33-69/45-409	25-36-0/9-16-0	311/105	69-380/61-514	162/157	0/0
Penn State	44-56	21/32 (4/9; 16/18; 1/5)	26-67/35-263	26-41-0/26-39-0	399/346	67-466/74-609	107/91	0/1
Totals	295-381	224/256 (70/113; 136/118; 18/25)	347-1223/416-2264	242-417-14/221-343-9	3130/2465	764-4353/759-4729	1047/1063	16/12

Note: Game totals are displayed in the format TEAM/OPPONENT for each category

OPPONENT	3RD DOWN	4TH DOWN	TIME POSS	MARGIN	YDS/RUSH	YDS/PASS	YDS/PLAY	PUNTING	PENALTIES
ARKANSAS STATE	7-14/7-13	0-0/0-0	32:18/27:42	4:36	5.9/3.9	7.4/6.1	6.6/5.6	5-42.4/5-39.6	8-75/9-63
Oregon	2-14/7-14	2-2/0-1	29:22/30:38	-1:16	3.8/4.6	6.1/11.1	5.2/7.4	7-40.3/5-37.0	3-25/12-103
NIU	6-19/3-13	2-4/0-0	36:34/23:26	13:08	2.4/2.7	6.4/5.6	4.6/3.9	6-47.3/8-46.4	5-48/3-25
RUTGERS	8-17/3-12	0-0/0-1	35:21/24:39	10:42	4.2/2.8	4.2/4.3	4.2/3.7	5-38.8/6-45.7	6-46/4-35
Illinois	7-11/5-12	1-1/0-0	31:08/28:52	2:16	4.3/2.5	10.2/6.6	6.6/3.8	2-33.5/5-37.0	5-70/5-49
WISCONSIN	7-15/6-11	0-1/0-0	23:19/36:41	-13:22	4.2/7.2	7.7/6.6	6.2/7.1	5-47.4/4-42.2	4-35/8-78
OHIO STATE	5-15/10-13	2-4/2-3	24:45/35:15	-10:30	2.8/5.9	7.4/9.1	6.2/7.4	4-48.0/0-0.0	12-104/7-53
Purdue	6-17/3-13	1-3/0-0	34:36/40:24	-5:48	1.5/5.2	8.6/5.9	6.1/5.5	4-37.5/8-34.8	9-95/7-63
NORTHWESTERN	5-15/1-11	2-3/3-4	31:40/28:20	3:20	3.6/5.2	5.9/6.9	4.9/5.9	5-39.8/4-37.2	7-68/6-65
Minnesota	5-14/5-9	2-6/1-1	31:05/28:55	2:10	2.1/9.1	8.6/6.6	5.5/8.4	3-39.0/1-41.0	4-54/3-35
Penn State	5-15/8-12	1-1/0-0	29:49/30:11	-0:22	2.6/7.5	9.7/8.9	7.0/8.2	8-42.4/4-39.5	9-89/5-39
Totals	63-166/58-133	13-25/6-10	340:21/319:39	20:42	3.5/5.4	7.5/7.2	5.7/6.2	54-42.1/50-40.2	709/608

Note: Game totals are displayed in the format TEAM/OPPONENT for each category

Nebraska Red Zone Chart

NEBRASKA INSIDE OPPONENT RED-ZONE														
DATE	OPPONENT	SCORE	TIMES IN RZ	TIMES SCORED	PTS	TOTAL TDS	RUSH TDS	PASS TDS	FGS MADE	----- FAILED TO SCORE INSIDE RZ -----				
										FGA	DOWNS	INT	FUMB	HALF
														GAME
Sept. 2	Arkansas State	W, 43-36	4	4	24	3	2	1	1	0	0	0	0	0
Sept. 9	at Oregon	L, 35-42	3	3	21	3	2	1	0	0	0	0	0	0
Sept. 16	NIU	L, 17-21	5	3	17	2	2	0	1	1	0	1	0	0
* Sept. 23	Rutgers	W, 27-17	5	5	27	3	1	2	2	0	0	0	0	0
* Sept. 29	at Illinois	W, 28-6	3	2	14	2	1	1	0	0	0	0	0	0
* Oct. 7	Wisconsin	L, 17-38	3	1	3	0	0	0	1	1	0	1	0	0
* Oct. 14	Ohio State	L, 14-56	2	1	7	1	0	1	0	0	0	1	0	0
* Oct. 28	at Purdue	W, 25-24	6	5	18	1	0	1	4	0	1	0	0	0
* Nov. 4	Northwestern	L, 24-31	2	1	3	0	0	0	1	0	0	1	0	0
* Nov. 11	at Minnesota	L, 21-54	5	3	21	3	2	1	0	0	2	0	0	0
*Nov. 18	at Penn State	L, 44-56	5	5	30	4	2	2	1	0	0	0	0	0
Totals			43	33	185	22	12	10	11	2	3	4	0	0
33 of 43 (76.7%)														

OPPONENT INSIDE NEBRASKA RED-ZONE														
DATE	OPPONENT	SCORE	TIMES IN RZ	TIMES SCORED	PTS	TOTAL TDS	RUSH TDS	PASS TDS	FGS MADE	----- FAILED TO SCORE INSIDE RZ -----				
										FGA	DOWNS	INT	FUMB	HALF
														GAME
Sept. 2	Arkansas State	W, 43-36	5	3	17	2	0	2	1	0	0	1	0	0
Sept. 9	at Oregon	L, 35-42	6	5	35	5	3	2	0	0	0	0	0	0
Sept. 16	NIU	L, 17-21	2	1	7	1	1	0	0	0	0	0	0	0
* Sept. 23	Rutgers	W, 27-17	2	2	10	1	1	0	1	0	0	0	0	0
* Sept. 29	at Illinois	W, 28-6	2	2	6	0	0	0	2	0	0	0	0	0
* Oct. 7	Wisconsin	L, 17-38	5	4	24	3	2	1	1	0	0	0	0	0
* Oct. 14	Ohio State	L, 14-56	7	6	42	6	2	4	0	0	1	0	0	0
* Oct. 28	at Purdue	W, 25-24	4	4	24	3	2	1	1	0	0	0	0	0
* Nov. 4	Northwestern	L, 24-31	4	4	24	3	3	0	1	0	0	0	0	0
* Nov. 11	at Minnesota	L, 21-54	6	6	34	4	4	0	2	0	0	0	0	0
* Nov. 18	at Penn State	L, 44-56	7	7	49	7	3	4	0	0	0	0	0	0
Totals			50	44	272	35	21	14	9	0	1	1	0	0
44 of 50 (88.0%)														

LONG SEASON PLAYS (20 OR MORE YARDS)

	Husker Long Plays				Opponent Long Plays			
	Rush	Pass	Ret.	Total	Rush	Pass	Ret.	Total
Arkansas State	2	3	1	6	0	2	3	5
Oregon	1	6	1	8	2	7	3	12
Northern Illinois	1	4	2	7	0	1	3	4
Rutgers	1	0	2	3	0	0	2	2
Illinois	1	5	1	7	0	0	1	1
Wisconsin	1	3	1	5	4	1	1	6
Ohio State	0	4	1	5	2	4	1	7
Purdue	1	7	2	10	2	2	2	6
Northwestern	1	3	4	8	2	3	2	7
Minnesota	0	5	3	8	4	2	3	9
Penn State	1	7	4	12	2	4	2	8
Totals	10	47	22	79	18	26	23	67

DRIVE SUPERLATIVES

	Nebraska	Opponent
Most Yards (Result)	97 vs. Rutgers (TD)	97 vs. Wisconsin (TD)
Most Plays (Result)	18 vs. Northwestern (FG)	15 at Illinois (FG)
Most Time (Result)	9:24 vs. Northwestern (FG)	9:00 at Illinois (FG)

NEBRASKA LONG PLAYS (79; 10 RUNS; 47 PASSES; 22 RETURNS)

Yards	Opponent	Play	Result
99	Arkansas State	KOR (Spielman)	Touchdown
80	Wisconsin	Pass (Lee-Morgan)	Touchdown
77	Ohio State	Pass (Lee-Spielman)	1st-10
63	Rutgers	PR (Pierson-El)	1st-Goal
51	Penn State	Pass (Lee-Morgan)	1st-10
50	Northern Illinois	KOR (Spielman)	1st-10
49	Northwestern	IR (Newby)	Touchdown
46	Purdue	Pass (Lee-Morgan)	1st-10
45	Illinois	Pass (Lee-Pierson-El)	Touchdown
44	Arkansas State	Pass (Lee-Morgan)	Touchdown
44	Minnesota	Pass (Lee-Pierson-El)	1st-10
41	Penn State	Pass (Lee-Morgan)	1st-10
40	Northwestern	Run (Spielman)	1st-10
40	Minnesota	KOR (Spielman)	1st-10
38	Ohio State	Pass (Lee-Spielman)	1st-10
37	Ohio State	Pass (Lee-Ozigbo)	1st-10
37	Wisconsin	Pass (Lee-Pierson-El)	1st-10
37	Purdue	Pass (Lee-Pierson-El)	1st-10
36	Northern Illinois	Pass (Lee-Pierson-El)	1st-10
36	Northern Illinois	Pass (Lee-Spielman)	1st-Goal
35	Arkansas State	Pass (Lee-Spielman)	1st-10
35	Arkansas State	Run (Bryant)	1st-10
35	Oregon	Pass (Lee-Hoppes)	1st-10
35	Northwestern	KOR (Spielman)	1st-10
34	Oregon	Pass (Lee-Pierson-El)	1st-10
34	Penn State	Pass (Lee-Morgan)	1st-10
32	Northwestern	Pass (Lee-Stoll)	Touchdown
32	Northwestern	IR (Kalu)	1st-10
31	Purdue	KOR (Spielman)	1st-10
31	Penn State	KOR (Bradley)	1st-10
31	Penn State	Pass (Lee-Spielman)	1st-10
29	Purdue	Pass (Lee-Hoppes)	1st-10
29	Purdue	Pass (Lee-Morgan)	1st-10
28	Purdue	KOR (Spielman)	1st-10
28	Northern Illinois	Pass (Lee-Morgan)	1st-10
28	Oregon	Pass (Lee-Morgan)	Touchdown
28	Wisconsin	Run (Ozigbo)	1st-10
27	Oregon	IR (Williams)	1st-10
27	Purdue	Pass (Lee-Hoppes)	Touchdown
27	Minnesota	Pass (Lee-Spielman)	1st-10
26	Minnesota	Pass (O'Brien-Spielman)	1st-10
26	Purdue	Pass (Lee-Spielman)	1st-10
26	Arkansas State	Pass (Lee-Morgan)	1st-10
26	Penn State	KOR (Bradley)	1st-10
25	Oregon	Run (Bryant)	1st-10
25	Rutgers	KOR (Spielman)	1st-10
25	Northern Illinois	Run (Wilbon)	1st-10
25	Minnesota	Pass (O'Brien-Spielman)	1st-10
24	Northern Illinois	KOR (Spielman)	1st-10
24	Illinois	Pass (Lee-Pierson-El)	1st-10
24	Arkansas State	Run (Bryant)	1st-10
24	Penn State	Run (Wilbon)	1st-10
24	Penn State	KOR (Bradley)	1st-10
24	Penn State	Pass (Lee-Spielman)	1st-10
23	Illinois	Pass (Lee-Morgan)	Touchdown
23	Oregon	Pass (Lee-Spielman)	1st-10
23	Oregon	Pass (Lee-Pierson-El)	Touchdown
23	Ohio State	Pass (Lee-Young)	1st-10
23	Purdue	Pass (Lee-Hoppes)	1st-10
23	Northwestern	Pass (Lee-Spielman)	1st-10
23	Penn State	KOR (Spielman)	1st-10
22	Northwestern	Pass (Lee-Reimers)	Touchdown
22	Oregon	Pass (Lee-Morgan)	1st-10
22	Wisconsin	Pass (Lee-Spielman)	1st-10
22	Wisconsin	KOR (Spielman)	1st-10
22	Minnesota	KOR (Spielman)	1st-10
22	Penn State	Pass (Lee-Pierson-El)	1st-10
21	Penn State	Pass (Lee-Morgan)	1st-10
21	Minnesota	Pass (O'Brien-Morgan)	1st-10
21	Northern Illinois	Pass (Lee-Morgan)	1st-10
21	Illinois	Pass (Lee-Hoppes)	1st-10
21	Illinois	Pass (Lee-Morgan)	1st-10
20	Illinois	Run (Ozigbo)	1st-10
20	Illinois	KOR (Spielman)	1st-10
20	Rutgers	Run (Ozigbo)	1st-10
20	Ohio State	KOR (Spielman)	1st-10
20	Purdue	Run (Bradley)	1st-10
20	Northwestern	KOR (Spielman)	1st-10
20	Minnesota	KOR (Spielman)	1st-10

OPPONENT LONG PLAYS 67; 18 RUNS; 26 PASSES; 23 RETURNS)

Yards	Opponent	Play	Result
100	Minnesota	KOR (Smith)	Touchdown
87	Northern Illinois	IR (Lurry)	Touchdown
78	Wisconsin	IR (Orr)	Touchdown
75	Wisconsin	Run (Taylor)	Touchdown
73	Minnesota	Run (Croft)	Touchdown
65	Penn State	Run (Barkley)	Touchdown
63	Arkansas State	PR (Taylor)	Touchdown
64	Minnesota	Run (Croft)	1st-10
52	Ohio State	Run (Dobbins)	Touchdown
51	Oregon	Pass (Herbert-Johnson)	1st-10
47	Northern Illinois	Pass (Santacaterina-Blake)	1st-10
43	Penn State	Pass (McSorley-Johnson)	1st-10
43	Minnesota	Run (McCray)	Touchdown
42	Oregon	Pass (Herbert-Nelson)	1st-10
42	Northwestern	Pass (Thorsen-Wilson)	1st-10
38	Oregon	Pass (Herbert-Mitchell)	1st-10
38	Arkansas State	Pass (Hansen-Mason)	1st-10
36	Northwestern	KOR (Lees)	1st-10
35	Oregon	IR (Robinson)	1st-10
34	Purdue	KOR (Knox)	1st-10
34	Penn State	KOR (Polk)	1st-10
33	Rutgers	IR (Hester)	Touchdown
32	Oregon	Pass (Herbert-Nelson)	1st-10
32	Oregon	Pass (Herbert-Schooler)	Touchdown
31	Wisconsin	Pass (Cephus)	1st-10
31	Ohio State	Pass (Barrett-McLaurin)	Touchdown
30	Ohio State	KOR (Hill)	1st-10
30	Wisconsin	Run (Taylor)	1st-10
30	Purdue	Run (Knox)	1st-10
29	Arkansas State	Pass (Hansen-Murray)	Touchdown
29	Illinois	KOR (Farmer)	1st-10
28	Oregon	IR (Graham)	1st-10
28	Oregon	Run (Freeman)	1st-10
27	Rutgers	KOR (Hicks)	1st-10
26	Penn State	Pass (McSorley-Johnson)	1st-10
25	Arkansas State	KOR (Mason)	1st-10
25	Northern Illinois	IR (Johnson)	Touchdown
25	Northern Illinois	KOR (Blake)	1st-10
25	Purdue	Pass (Blough-Knox)	1st-10
25	Purdue	Run (Worship)	1st-10
24	Wisconsin	Run (Ibrahim)	1st-10
24	Penn State	Pass (McSorley-Barkley)	1st-10
24	Northwestern	Run (Larkin)	Touchdown
24	Minnesota	KOR (Smith)	Touchdown
23	Minnesota	Pass (Croft-Johnson)	1st-10
23	Northwestern	Pass (Thorsen-Wilson)	1st-10
23	Ohio State	Run (Weber)	1st-10
23	Purdue	Pass (Blough-Hopkins)	1st-10
22	Purdue	KOR (Worship)	1st-10
22	Ohio State	Pass (Barrett-Mack)	1st-10
22	Oregon	Pass (Herbert-McCormick)	1st-10
22	Arkansas State	KOR (Mason)	1st-10
22	Minnesota	Run (Croft)	1st-10
22	Minnesota	KOR (McCray)	1st-10
22	Penn State	Pass (McSorley-Blacknall)	1st-10
21	Minnesota	Pass (Croft-Johnson)	1st-10
21	Oregon	Pass (Herbert-Johnson)	1st-10
21	Wisconsin	Run (Taylor)	1st-10
21	Oregon	IR (Amadi)	1st-10
21	Ohio State	Pass (Barrett-Baugh)	1st-10
21	Penn State	KOR (Polk)	1st-10
20	Penn State	Run (Stevens)	1st-10
20	Ohio State	Pass (Barrett-Hill)	1st-10
20	Oregon	Run (Herbert)	1st-10
20	Northwestern	IR (Queiro)	1st-10
20	Northwestern	Pass (Thorsen-Nagel)	1st-10
20	Northwestern	Run (Jackson)	1st-10

GAME-OPENING DRIVES

Opponent	[---- Nebraska ----]			[---- Opponent ----]		
	Pts.	1st Dwn	Yds	Pts.	1st Dwn	Yds
Arkansas State	3	2	33	0	0	-9
Oregon	0	0	0	7	3	75
Northern Illinois	0	3	65	0	1	20
Rutgers	7	4	75	7	5	75
Illinois	7	4	88	0	1	29
Wisconsin	0	2	58	3	2	61
Ohio State	0	0	4	7	4	96
Purdue	3	1	37	0	0	5
Northwestern	0	0	3	7	4	59
Minnesota	7	5	75	7	4	75
Penn State	0	0	1	7	1	75
Iowa						

SECOND HALF OPENING DRIVES

Opponent	[---- Nebraska ----]			[---- Opponent ----]		
	Pts.	1st Dwn	Yds	Pts.	1st Dwn	Yds
Arkansas State	7	4	70	0	2	28
Oregon	7	3	75	0	0	4
Northern Illinois	0	0	2	0	0	6
Rutgers	0	0	-1	0	0	5
Illinois	0	0	1	3	3	46
Wisconsin	0	1	12	0	1	15
Ohio State	7	1	77	7	5	75
Purdue	3	2	55	3	5	71
Northwestern	3	6	79	0	1	14
Minnesota	0	0	9	0	3	31
Penn State	0	0	4	0	0	5
Iowa						

SCORING DRIVES

Game	Scoring	[---Time---]		[--Plays--]		5 or less	1 or 0
	Drives	Total	Avg.	Total	Avg.		
Arkansas State	6	13:33	2:15	35	5.83	2	1
Oregon	5	13:15	2:39	31	6.20	3	0
Northern Illinois	3	9:22	3:07	23	7.67	1	0
Rutgers	5	20:19	4:03	42	8.40	2	1
Illinois	4	18:56	4:44	39	9.75	0	0
Wisconsin	3	1:16	0:25	12	4.00	2	2
Ohio State	2	2:08	1:04	6	3.00	2	0
Purdue	6	21:26	3:34	50	8.33	1	0
Northwestern	4	15:25	3:51	30	7.50	2	1
Minnesota	3	15:36	5:12	32	10.67	0	0
Penn State	7	19:16	2:45	44	6.29	2	0
Iowa							
Season	48	150:32	3:08	348	7.25	17	5
Opponents	60	165:23	2:45	442	7.37	18	6

NEBRASKA SCORING DRIVES

Opponent	[-----Drive-----]				Qtr./Time	Play
	Plays	Yds	Time	Score		
Arkansas State	8	33	3:19	3-0	1st/9:52	D. Brown 21-yd. FG
Arkansas State	0	0	0:00	10-7	1st/4:53	Spielman 99-yd. kickoff return
Arkansas State	4	75	1:40	17-14	1st/0:32	Morgan 44-yd. pass from Lee
Arkansas State	8	91	2:41	24-14	2nd/9:57	Wilbon 7-yd. run
Arkansas State	9	41	2:43	27-23	2nd/1:02	Brown 41-yd. FG
Arkansas State	8	70	3:46	34-26	3rd/11:14	Bryant 1-yd. run
Arkansas State	6	53	2:07	41-26	4th/12:25	Pierson-El 8-yd. pass from Lee
Arkansas State	0	0	0:00	43-29	4th/5:52	Safety
Oregon	10	95	5:26	7-14	1st/3:03	Pierson-El 23-yd. pass from Lee
Oregon	4	75	1:34	14-21	2nd/13:26	Bryant 5-yd. run
Oregon	7	75	2:10	21-42	3rd/12:50	Morgan 18-yd. pass from Lee
Oregon	5	53	1:56	28-42	3rd/8:52	Morgan 28-yd. pass from Lee
Oregon	5	22	2:09	35-42	4th/2:47	Wilbon 2-yd. run
Northern Illinois	2	2	0:48	7-14	3rd/8:05	Lee 4-yd. run
Northern Illinois	15	71	6:20	10-14	3rd/0:15	Brown 36-yd. FG
Northern Illinois	6	63	2:14	17-14	4th/11:14	Lee 1-yd. run
Rutgers	7	75	3:30	7-7	1st/6:52	Spielman 18-yd. pass from Lee
Rutgers	1	5	0:05	14-10	2nd/4:48	Wilbon 4-yd. run
Rutgers	17	97	8:10	21-17	3rd/2:49	Pierson-El 8-yd. pass from Lee
Rutgers	5	22	1:18	24-17	4th/14:10	Brown 32-yd. FG
Rutgers	12	50	7:16	27-17	4th/5:59	Brown 27-yd. FG
Illinois	8	88	3:08	7-0	1st/8:57	Pierson-El 45-yd. pass from Lee
Illinois	8	75	4:19	14-3	3rd/10:38	Ozigbo 15-yd. run
Illinois	9	89	5:02	21-3	2nd/1:23	Hoppes 6-yd. pass from Lee
Illinois	14	93	6:27	28-6	4th/14:34	Morgan 23-yd. pass from Lee
Wisconsin	1	80	0:12	7-10	2nd/1:20	Morgan 80-yd. pass from Lee
Wisconsin	11	60	1:04	10-17	2nd/0:00	Brown 32-yd. FG
Wisconsin	0	0	0:00	17-17	3rd/10:43	Williams 14-yd. interception return
Ohio State	2	77	0:17	7-42	3rd/11:05	Spielman 77-yd. pass from Lee
Ohio State	4	68	1:51	14-49	3rd/5:52	Morgan 17-yd. pass from Lee
Purdue	5	37	2:11	3-0	1st/11:42	Brown 44-yd. FG
Purdue	11	65	5:26	6-7	2nd/7:04	Brown 21-yd. FG
Purdue	9	55	5:03	9-14	3rd/9:57	Brown 37-yd. FG
Purdue	10	67	2:06	12-17	3rd/2:06	Brown 25-yd. FG
Purdue	7	70	3:20	19-24	4th/11:03	Hoppes 27-yd. pass from Lee
Purdue	8	70	1:08	25-24	4th/0:14	Morgan 13-yd. pass from Lee
Northwestern	10	61	5:21	7-7	1st/0:33	Reimers 22-yd. pass from Lee
Northwestern	2	72	0:40	14-14	2nd/8:21	Stoll 32-yd. pass from Lee
Northwestern	0	0	0:00	21-17	3rd/14:08	Newby 49-yd. interception return
Northwestern	18	79	9:24	24-17	3rd/3:04	Brown 23-yd. FG
Minnesota	12	75	5:49	7-7	1st/8:57	Wilbon 1-yd. run
Minnesota	10	90	3:50	14-27	2nd/6:40	Hoppes 14-yd. pass from Lee
Minnesota	10	70	5:56	21-40	4th/10:17	Ozigbo 1-yd. run
Penn State	8	23	3:29	3-7	1st/9:18	Brown 27-yd. FG
Penn State	3	36	1:09	10-7	1st/6:17	Ozigbo 1-yd. run
Penn State	8	90	4:12	17-42	3rd/6:40	Wilbon 24-yd. run
Penn State	4	79	2:13	24-42	3rd/2:34	Pierson-El 22-yd. pass from Lee
Penn State	7	75	3:41	31-56	4th/6:32	Morgan 8-yd. pass from Lee
Penn State	7	97	3:12	38-56	4th/1:20	Wilbon 1-yd. run
Penn State	7	54	1:20	44-56	4th/0:00	Stoll 3-yd. pass from Lee

OPPONENT SCORING DRIVES

Opponent	[-----Drive-----]				Qtr./Time	Play
	Plays	Yds	Time	Score		
Arkansas State	0	0	0:00	10-7	1st/5:07	Blaise 63-yd. punt return
Arkansas State	9	87	2:41	14-10	1st/2:12	Murray 29-yd. pass from Hansen
Arkansas State	0	0	0:00	16-24	2nd/7:00	Safety
Arkansas State	10	61	3:08	23-24	2nd/3:45	Mack 3-yd. pass from Hansen
Arkansas State	8	43	1:02	26-27	2nd/0:00	Williams 39-yd. FG
Arkansas State	10	61	2:53	29-41	4th/9:27	Williams 31-yd. FG
Arkansas State	12	63	3:21	36-43	4th/0:47	Edwards 3-yd. pass from Hansen
Oregon	5	75	1:18	7-0	1st/13:42	Schooler 32-yd. pass from Herbert
Oregon	5	20	1:59	14-0	1st/11:31	Nelson 8-yd. pass from Herbert
Oregon	8	75	3:03	21-7	1st/0:00	Freeman 2-yd. run
Oregon	8	73	3:00	28-14	2nd/7:10	Freeman 1-yd. run
Oregon	7	70	1:57	35-14	2nd/2:40	Benoit 5-yd. run
Oregon	3	34	1:08	42-14	2nd/0:39	Mitchell 17-yd. pass from Herbert
Northern Illinois	0	0	0:00	7-0	1st/11:24	Lurry 87-yd. interception return
Northern Illinois	0	0	0:00	14-0	1st/1:13	Johnson 25-yd. interception return
Northern Illinois	6	75	2:22	21-17	4th/8:52	Huff 2-yd. run
Rutgers	7	75	3:30	7-0	1st/6:52	Edwards 2-yd. run
Rutgers	6	28	2:21	10-7	2nd/10:20	Harte 33-yd. FG
Rutgers	0	0	0:00	17-14	3rd/14:07	Hester 33-yd. interception return
Illinois	15	64	9:00	3-7	2nd/14:57	McLaughlin 25-yd. FG

Illinois	12	46	5:35	6-21	3rd/7:49	McLaughlin 25-yd. FG
Wisconsin	0	0	0:00	7-0	1st/12:34	Orr 78-yd. interception return
Wisconsin	11	61	5:47	10-0	1st/3:31	Gaglianone 37-yd. FG
Wisconsin	1	75	0:11	17-10	2nd/1:09	Taylor 75-yd. run
Wisconsin	10	93	5:42	24-17	3rd/4:56	Cephus 5-yd. pass from Hornbrock
Wisconsin	10	80	5:45	31-17	4th/9:08	Taylor 2-yd. run
Wisconsin	10	40	6:15	38-17	4th/2:40	Shaw 1-yd. run
Ohio State	9	96	2:44	7-0	1st/10:47	Dobbins 52-yd. run
Ohio State	9	85	3:48	14-0	1st/05:39	Barrett 6-yd. run
Ohio State	8	80	3:11	21-0	2nd/13:37	Hill 16-yd. pass from Barret
Ohio State	8	71	3:23	28-0	2nd/08:20	McLaurin 31-yd. pass from Barrett
Ohio State	8	59	2:29	35-0	2nd/01:10	Barrett 3-yd. run
Ohio State	9	75	3:31	42-0	3rd/11:29	Berry 18-yd. pass from Barrett
Ohio State	7	75	3:16	49-7	3rd/07:49	Baugh 18-yd. pass from Barrett
Ohio State	15	66	6:24	56-14	4th/14:20	Hill 6-yd. pass from Barrett
Purdue	5	45	1:38	7-3	2nd/12:30	Worship 4-yd. run
Purdue	12	86	3:52	14-6	2nd/0:24	Blough 5-yd. run
Purdue	11	71	3:33	17-9	3rd/6:24	Evans 20-yd. FG
Purdue	8	57	2:43	24-12	4th/14:23	Anthrop 14-yd. pass from Blough
Northwestern	10	59	4:18	7-0	1st/9:36	Jackson 17-yd. run
Northwestern	4	63	1:18	14-7	2nd/9:06	Larkin 24-yd. run
Northwestern	8	80	3:22	17-14	2nd/1:12	Kuhbander 24-yd. FG
Northwestern	13	84	5:03	24-24	4th/5:32	Thorson 7-yd. run
Northwestern	7	25	0:00	27-24	OT	Thorson 1-yd. run
Minnesota	0	0	0:00	7-0	1st/14:47	Smith 100-yd. kickoff return
Minnesota	12	75	5:49	14-7	1st/3:07	Croft 3-yd. run
Minnesota	5	93	2:32	20-7	2nd/11:42	Croft 73-yd. run
Minnesota	8	72	3:17	27-7	2nd/6:40	McCray 11-yd. run
Minnesota	11	71	2:46	30-14	2nd/0:04	Carpenter 36-yd. FG
Minnesota	7	51	3:54	37-14	3rd/5:06	McCray 9-yd. run
Minnesota	6	25	2:23	40-14	3rd/1:13	Carpenter 30-yd. FG
Minnesota	5	72	3:12	47-21	4th/7:05	Croft 1-yd. run
Minnesota	3	50	1:30	54-21	4th/3:21	McCray 43-yd. run
Penn State	3	74	0:57	7-0	1st/14:03	Barkley 65-yd. run
Penn State	3	66	3:30	14-10	1st/2:40	Barkley 1-yd.
Penn State	8	85	3:22	21-10	2nd/11:53	McSorley 9-yd. run
Penn State	5	67	1:27	28-10	2nd/4:36	Gesicki 9-yd. pass from McSorley
Penn State	10	65	4:24	35-10	2nd/4:24	Barkley 8-yd. run
Penn State	7	78	1:45	42-10	2nd/1:19	Thomplins 15-yd. pass from McSorley
Penn State	10	79	3:29	49-24	4th/13:59	Gesicki 17-yd. pass from McSorley
Penn State	6	75	2:31	56-24	4th/10:13	Bowers 15-yd. pass from Stevens

NEBRASKA POINTS OFF TURNOVERS

Game	Tos Gained	TDs	FG-FGA	Pts.	(NU Fumbles/Lost, INT)
Arkansas State	2 (2/0 F/L, 2 INT)	1	0-0	7	0 (1/0 F/L, 0 INT)
Oregon	2 (3/1 F/L, 1 INT)	1	0-0	7	4 (1/0 F/L, 4 INT)
Northern Illinois	1 (3/1 F/L, 0 INT)	1	0-0	7	3 (2/0 F/L, 3 INT)
Rutgers	2 (1/0 F/L, 2 INT)	0	1-1	3	2 (1/0 F/L, 2 INT)
Illinois	1 (3/0 F/L, 1 INT)	0	0-0	0	1 (4/1 F/L, 0 INT)
Wisconsin	1 (1/0 F/L, 1 INT)	7	0-0	7	2 (1/1 F/L, 1 INT)
Ohio State	0 (0/0 F/L, 0 INT)	0	0-0	0	1 (0/0 F/L, 0 INT)
Purdue	0 (0/0 F/L, 0 INT)	0	0-0	0	0 (1/0 F/L, 0 INT)
Northwestern	2 (0/0 F/L, 2 INT)	2	0-0	14	3 (0/0 F/L, 3 INT)
Minnesota	0 (1/0 F/L, 0 INT)	0	0-0	0	0 (1/0 F/L, 0 INT)
Penn State	1 (1/1 F/L, 0 INT)	0	0-0	0	0 (1/0 F/L, 0 INT)

Nebraska	12 (14/3 F/L, 9 INT)	6	2-2	48	16 (12/2 F/L, 14 INT)
Opponent	16 (12/2 F/L, 14 INT)	8	1-3	59	13 (14/3 F/L, 9 INT)

STARTING FIELD POSITION*

	NU Avg. Start (yards/drives/in 20/past 50)	Opp. Avg. Start (yards/drives/in 20/past 50)	NU diff.
Arkansas State	28.3 (340/12/2/1)	23.4 (328/14/4/0)	+ 4.9
Oregon	31.9 (511/16/2/2)	34.1 (580/17/4/4)	-2.2
Northern Illinois	27 (378/14/5/2)	28.9 (347/12/1/1)	-1.9
Rutgers	37.4 (486/12/3/4)	25.5 (306/12/4/2)	+11.9
Illinois	20.5 (164/8/3/0)	30.8 (246/9/4/0)	-10.3
Wisconsin	24.7 (272/11/2/0)	26.1 (287/11/4/2)	-1.4
Ohio State	24.2 (242/10/2/0)	24.0 (216/9/2/0)	+0.2
Purdue	28.9 (347/12/2/1)	27.9 (391/14/4/1)	+1.0
Northwestern	26.6 (319/12/4/0)	27.6 (359/13/4/1)	-1.0
Minnesota	25.3 (278/11/2/0)	29.0 (290/10/2/1)	-3.7
Penn State	31.3 (470/14/2/2)	27.5 (385/14/3/0)	+3.8

Totals	28.8 (3807/132/29/12)	27.7 (3735/135/36/12)	+1.2
--------	-----------------------	-----------------------	------

*does not include drives with time of 0:00 (ie, defensive and special teams touchdowns, end of half turnovers, overtime, etc.)

PENALTY NUMBERS	NU Pen.-Yds.	Opp. Pen.-Yds
Arkansas State	8-75	9-63
Oregon	3-25	12-103
Northern Illinois	5-48	3-25
Rutgers	6-46	4-35
Illinois	5-70	5-49
Wisconsin	4-35	8-78
Ohio State	12-104	7-53
Purdue	9-95	7-63
Northwestern	7-68	6-65
Minnesota	4-54	3-35
Penn State	9-89	5-39
Iowa		
Totals (Avg. Per Penalty)	72-709 (9.8)	69-608 (8.8)
Avg-Game	6.5-64.5	6.3-55.3

Individual Career/Season Superlatives

SEASON AND CAREER, MOST PASSING YARDS

Player	2017	Career
Tanner Lee	431 vs. Purdue	Same
Patrick O'Brien	137 at Minnesota	Same
Zack Darlington	None	14 vs. Tennessee, 2016
De'Mornay Pierson-El	None	16 at Northwestern, 2014

*Indicates touchdown pass

SEASON AND CAREER, MOST RECEIVING YARDS

Player	2017	Career
Jaylin Bradley	31 at Purdue	Same
Tre Bryant		35 vs. Minnesota, 2016
Tyler Hoppes	105 at Purdue	Same
Tyjon Lindsey	18 vs. Northern Illinois	Same
Luke McNitt	11 vs. Arkansas State	Same
Stanley Morgan Jr.	185 at Penn State	Same
Devine Ozigbo	39 at Purdue	42 at Purdue, 2015
Gabe Rahn	27 vs. Rutgers	35 vs. Wyoming, 2016
Bryan Reimers	22 vs. Northwestern	22 vs. Oregon, 2016; vs. NW, 2017
De'Mornay Pierson-El	101 vs. Northern Illinois	134 vs. USC, 2014
JD Spielman	200 vs. Ohio State	Same
Jack Stoll	41 vs. Northwestern	Same
Mikale Wilbon	18 at Penn State	28 vs. BYU, 2015
Conor Young	31 vs. Ohio State	Same

*Indicates touchdown scored

SEASON AND CAREER, LONGEST PASS

2017	Career
80* vs. Wisconsin (Morgan)	Same
26 at Minnesota (Spielman)	Same
None	12 vs. Tennessee (Reilly)
None	16* at Northwestern (Armstrong)

SEASON AND CAREER, LONGEST CATCH

2017	Career
13 at Purdue (Lee)	35* vs. Minnesota (Armstrong)
	Same
37 at Oregon (Lee)	Same
14 vs. Ohio State (Lee)	Same
11 vs. Arkansas State (Lee)	Same
80* vs. Wisconsin (Lee)	Same
37 vs. Ohio State (Lee)	39 vs. Wyoming, 2016 (Armstrong)
17 vs. Rutgers (Lee)	35* vs. Wyoming, 2016 (Fyfe)
22* vs. Northwestern (Lee)	22* vs. Ore, 2016 (Armstrong); 22* vs. NW (Lee)
45* at Illinois (Lee)	46 at Northwestern, 2014 (Armstrong)
77* vs. Ohio State (Lee)	Same
32 vs. Northwestern (Lee)	Same
12, two times, last at Penn State (Lee)	14 vs. BYU, 2015 (Armstrong)
23 vs. Ohio State (Lee)	Same

SEASON AND CAREER, MOST RUSHING YARDS

Player	2017	Career
Tre Bryant	192 vs. Arkansas State	Same
Jaylin Bradley	42 at Purdue	Same
Tanner Lee	5 vs. Wisconsin; vs. Ohio State	Same
Caleb Lightbourn		4 vs. Wyoming, 2016
Tyjon Lindsey	5 at Oregon	Same
Stanley Morgan Jr.	2 vs. Arkansas State	Same
Luke McNitt	4 vs. Northern Illinois	4 at Iowa, 2016; vs. Northern Illinois
Devine Ozigbo	112 vs. Wisconsin	Same
Patrick O'Brien	11 vs. Ohio State	Same
De'Mornay Pierson-El	23 vs. Arkansas State	Same
JD Spielman	45 vs. Northwestern	Same
Mikale Wilbon	90 vs. Northern Illinois	Same

*Indicates touchdown scored

SEASON AND CAREER, LONGEST RUN

2017	Career
35 vs. Arkansas State	Same
20 at Purdue	
5 vs. Wisconsin; vs. Ohio State	Same
	4 vs. Wyoming, 2016
4 at Oregon	Same
2 vs. Arkansas State	Same
4 vs. Northern Illinois	Same
28 vs. Wisconsin	31 at Illinois, 2015
14 at Minnesota	Same
12 vs. Arkansas State	Same
40 vs. Northwestern	Same
25 vs. Northern Illinois	32 at Northwestern, 2016

SEASON AND CAREER, MOST TACKLES, TFLS AND SACKS

Player	Tackles (2017)	Career	TFL (2017)	Career	Sacks (2017)	Career
Freedom Akinmoladun	4 vs. Northern Illinois; vs. Ohio St.	6 at Miami, 2015	1 at Illinois	2 3x, last vs. Maryland, 2016	1 at Illinois	2.0 vs. So. Miss, 2015; vs. Maryland, 2016
Avery Anderson	1 3x, last at Penn State	1 3x, last at Penn State		Same		Same
Mohamed Barry	8 vs. Ohio State	Same	1 at Minnesota	Same		Same
Dicaprio Bootle	4 at Oregon	Same	1 vs. Ohio State	Same		Same
Tony Butler	1 at Oregon	Same		Same		Same
Alex Davis	4 vs. Northwestern	Same	1 vs. Northern Illinois; at Penn St.	Same	1.0 at Penn State	Same
Carlos Davis	5 3x, last at Purdue	6 at Iowa, 2016	2 at Illinois	Same	1.0 at Illinois; at Penn State	1.0 4x last at Penn State, 2017
Khalil Davis	3 3x, last at Purdue	Same	2 vs. Northern Illinois	2 vs. Wyoming, 2016; NIU, 2017	1.0 at Illinois	Same
Marquel Dismuke	9 vs. Wisconsin	Same		Same		Same
Jolo Domann		1 4x, last at Wisconsin, 2016		Same		Same
Tyrin Ferguson	2 vs. Northern Illinois	Same		Same		Same
Luke Gifford	9 vs. Arkansas State	Same	1 5x, last vs. Ohio State	1 5x last vs. Wisconsin	1.0 vs. Wisconsin	Same
Lamar Jackson	8 at Purdue	Same		2 vs. Fresno State, 2016		1 vs. Fresno State, 2016
Chris Jones	2 vs. Wisconsin; at Penn State	6 vs. Oregon, 2016		2 at Northwestern, 2016		1.0 vs. Southern Miss, 2015; at NW, 2016
Boaz Joseph		2 at Wisconsin, 2016; at Ohio State, 2016		Same		Same
Joshua Kalu	10 vs. Wisconsin	Same		2 vs. BYU, 2015		1.0 vs. So. Miss, 2015; Fresno St., 2016
Sedrick King	7 vs. Ohio State	Same	1 vs. Ohio State	Same		Same
Eric Lee Jr.	7 vs. Arkansas State	Same	1 vs. Arkansas State	1 at Ohio State, 2016; ASU, 2017		1 at Ohio State, 2016
Luke McNitt	2 vs. Arkansas State	2 vs. Fresno State, 2016 vs. Arkansas St, 2017		Same		Same
Collin Miller	3 at Penn State	Same		Same		Same
A.J. Natter		1 4x, last vs. Maryland		Same		Same
DaiShon Neal	1 at Purdue	1 3x, last at Purdue, 2017		Same		Same
Marcus Newby	10 3x, last at Penn State	Same	1 3x, last at Purdue	1 11x, last at Purdue, 2017		1 4x, last vs. Maryland, 2016
Antonio Reed	15 at Minnesota	Same	1 at Oregon; vs. NIU	Same		Same
Avery Roberts	1 4x, last at Penn State	Same		Same		Same
Eli Sullivan	2 at Purdue	Same		Same		Same
Mick Stoltenberg	7 vs. Northwestern	Same	1 at Illinois	2 at Northwestern		1.0 vs. S. Alabama, 2015; at Wis., 2016
Ben Stille	4 at Illinois; vs. Northwestern	Same	3 at Illinois	Same	1.0 3x, at Minnesota	Same
Jeremiah Stovall	1 4x, last at Penn State	Same		Same		Same
Deontre Thomas	3 3x, last at Illinois	Same		Same		Same
Aaron Williams	12 at Oregon	Same	1 vs. Northern Illinois	1 8x, last vs. Northern Illinois, 2017		1.0 at Indiana, 2016; vs. Maryland, 2016
Kieron Williams	5 vs. Ohio State	10 at Indiana, 2016		1 4x, last vs. Purdue, 2016		Same
Chris Weber	15 vs. Ohio State	17 at Illinois, 2015	2 at Illinois	3 at Illinois, 2015	1.0 at Illinois	Same
Jacob Weinmaster	2 at Purdue	Same		Same		Same
Dedrick Young	14 vs. Ohio State	Same	13x, last vs. Ohio State	2 at Illinois, 2015; at Indiana, 2016	1 vs. Arkansas State, 2017	1.0 at Indiana, 2016; ASU, 2017



Nebraska Statistical Highs and Lows

NEBRASKA TOTALS	HIGHS	LOWS
Points Scored	44 at Penn State	14 vs. Ohio State
First Downs	25 vs. Arkansas State; at Purdue	15 vs. Ohio State
Rushing Attempts	47 vs. Rutgers	16 vs. Ohio State
Rushing Yards	225 vs. Arkansas State	40 at Purdue
Passes Attempted	50 at Purdue	26 vs. Rutgers
Passes Completed	32 at Purdue	13 vs. Rutgers
Had Intercepted	4 at Oregon	0 vs. Arkansas State; at Illinois; at Purdue; at Minnesota; at Penn State
Passing Yards	431 at Purdue	109 vs. Rutgers
Total Plays	83 vs. Northern Illinois	61 vs. Wisconsin
Total Yards	471 at Purdue	306 vs. Rutgers
Possession Time	36:34 vs. Northern Illinois	23:19 vs. Wisconsin
Fumbles	4 at Illinois	0 vs. Ohio State; at Penn State
Fumbles Lost	1 at Illinois; vs. Wisconsin	0, Nine times
Turnovers	4 at Oregon	0 vs. Arkansas State; at Minnesota; at Penn State
Turnover Margin	+2 vs. Arkansas State	-2 at Oregon; vs. Northern Illinois
Penalties	12 vs. Ohio State	3 at Oregon
Yards Penalized	104 vs. Ohio State	25 at Oregon
Sacks By-Yards Lost	5-32 at Illinois	0-0 at Oregon; vs. Rutgers; Northwestern
Team Tackles for Loss-Yards	10-47 at Illinois	1-6 vs. Wisconsin

OPPONENT TOTALS	HIGHS	LOWS
Points Scored	56 vs. Ohio State; at Penn State	6 at Illinois
First Downs	41 vs. Ohio State	12 vs. Rutgers
Rushing Attempts	49 vs. Wisconsin	21 vs. Arkansas State
Rushing Yards	409 at Minnesota	68 vs. Rutgers
Passes Attempted	68 vs. Arkansas State	16 at Illinois; at Minnesota
Passes Completed	46 vs. Arkansas State	9 vs. Wisconsin; at Minnesota
Had Intercepted	2 vs. Arkansas State; vs. Rutgers; vs. Northwestern	0 vs. Northern Illinois; vs. Ohio State; at Purdue; at Minnesota; at Penn State
Passing Yards	415 vs. Arkansas State	105 at Minnesota
Total Plays	89 vs. Arkansas State	53 vs. Rutgers; at Illinois
Total Yards	633 vs. Ohio State	194 vs. Rutgers
Possession Time	36:41 vs. Wisconsin	23:26 vs. Northern Illinois
Fumbles	3 at Oregon; vs. Northern Illinois; at Illinois	0 vs. Ohio State; vs. Northwestern
Fumbles Lost	1 at Oregon; vs. Northern Illinois; at Penn State	0, Seven times
Turnovers	2 vs. Arkansas State; at Oregon; Northwestern	0 vs. Rutgers; vs. Ohio State; at Purdue; at Minnesota
Turnover Margin	+2 at Oregon; vs. Northern Illinois	-2 vs. Arkansas State
Penalties	12 at Oregon	3 vs. Northern Illinois; at Minnesota
Yards Penalized	103 at Oregon	25 vs. Northern Illinois
Sacks By-Yards Lost	6-41 at Minnesota	0-0 vs. Rutgers; vs. Ohio State
Team Tackles for Loss-Yards	12-46 at Minnesota	3-9 vs. Wisconsin

NEBRASKA INDIVIDUAL HIGHS

Most Rushing Attempts.....	31; Tre Bryant vs. Arkansas State
Most Net Rushing Yards.....	192; Tre Bryant vs. Arkansas State
Most Rushing TDs.....	2; Tanner Lee vs. Northern Illinois; Mikale Wilbon at Penn State
Longest TD Run.....	24; Mikale Wilbon at Penn State
Longest Run, No TD.....	35; Tre Bryant vs. Arkansas State
Most Pass Attempts.....	50; Tanner Lee at Purdue
Most Completed Passes.....	32; Tanner Lee at Purdue
Most Passing Yards.....	431; Tanner Lee at Purdue
Most Passing TDs.....	3; Tanner Lee at Oregon; at Illinois; at Penn State
Longest TD Pass.....	80; Tanner Lee to Stanley Morgan vs. Wisconsin
Longest Pass, No TD.....	51; Tanner Lee to Stanley Morgan at Penn State
Most Pass Receptions.....	11; JD Spielman vs. Ohio State
Most Receiving Yards.....	200; JD Spielman vs. Ohio State
Most TD Receptions.....	2; Stanley Morgan at Oregon
Most Total Offense Attempts.....	55; Tanner Lee at Purdue (5 rush, 50 passes)
Most Total Offense Yards.....	413; Tanner Lee at Purdue (-18 rush, 431 pass)
Most All-Purpose Attempts.....	31; Tre Bryant vs. Arkansas State (31 rushes)
Most All-Purpose Yards.....	291; JD Spielman at Minnesota
Most Touchdowns Scored.....	2; Stanley Morgan at Oregon; Tanner Lee vs. Northern Illinois; Mikale Wilbon at Penn State
Most Field Goals Attempted.....	4; Drew Brown at Purdue
Most Field Goals Made.....	4; Drew Brown at Purdue
Longest Field Goal Made.....	44; Drew Brown at Purdue
Longest Field Goal Attempted.....	44; Drew Brown at Purdue
Most Interceptions.....	1; Several Players
Longest Interception TD Return.....	49; Marcus Newby vs. Northwestern
Longest Interception Return, No TD.....	32; Joshua Kalu vs. Oregon
Longest Fumble TD Return.....	None
Longest Fumble Return, No TD.....	None
Longest Punt Return, TD.....	None
Longest Punt Return, No TD.....	63; De'Mornay Pierson-El vs. Rutgers
Most Punt Return Yardage.....	56; De'Mornay Pierson-El vs. Rutgers
Longest Kickoff Return, TD.....	99; JD Spielman vs. Arkansas State
Longest Kickoff Return, No TD.....	50; JD Spielman vs. Northern Illinois
Longest Blocked Punt, TD.....	None
Longest Blocked Field Goal Return.....	None
Most Kickoff Return Yardage.....	102; JD Spielman vs. Northwestern
Most Punts.....	7; Caleb Lightbourn at Oregon (40.3 avg)
Highest Punting Average.....	48.0; Caleb Lightbourn vs. Ohio State (4 punts)
Longest Punt.....	69; Caleb Lightbourn vs. Wisconsin

Nebraska Statistical Highs and Lows

NEBRASKA INDIVIDUAL HIGHS....(CONTINUED)

Most Total Tackles.....	15; Chris Weber vs. Ohio State (4 solo, 11 asst.); Antonio Reed at Minnesota (9 solo, 6 asst.)
Most Solo Tackles.....	9; Antonio Reed at Minnesota (15 tackles)
Most Tackles for Loss	3; Ben Stille at Illinois (11 yards)
Most Yards Lost.....	14; Ben Stille at Minnesota (1 TFL)
Most Quarterback Sacks.....	1; Eight times
Most Yards Lost.....	14; Ben Stille at Minnesota (1.0 sack)
Most Pass Breakups	2; Chris Weber at Purdue
Most Blocked Field Goals	None
Most Blocked Punts.....	None
Most Blocked PAT	None

OPPONENT INDIVIDUAL HIGHS

Most Yards Rushing	249; Jonathan Taylor (Wisconsin)
Most Rushing Attempts.....	31; Justin Jackson (Northwestern)
Most Yards Passing	415; Justice Hansen (Arkansas State)
Most Passing Attempts.....	68; Justice Hansen (Arkansas State)
Most Pass Completions	46; Justice Hansen (Arkansas State)
Most Pass Receptions.....	9; Chris Murray (Arkansas State)
Most Yards Receiving.....	117; Charles Nelson (Oregon)

OPPONENT INDIVIDUAL LONGEST PLAYS

Rush.....	75; Jonathan Taylor (Wisconsin)
Pass.....	51; Justin Herbert to Johnny Johnson (Oregon)
Field Goal.....	39; Sawyer Williams (Arkansas State)
Punt Return	63; Blaise Taylor (Arkansas State)
Kickoff Return.....	100*; Rodney Smith (Minnesota)
Fumble Return.....	None
Interception Return.....	87*; Shawun Lurry (Northern Illinois)
Punt.....	56; Blake Gillikin (Penn State)

Nebraska Starting Lineups

HUSKER OFFENSIVE STARTERS GAME-BY-GAME

Opponent	WR	WR	TE	RT	RG	C	LG	LT	QB	IB	FB	PK
Arkansas State	Morgan Jr.	Pierson-El	Hoppes	Knevel	Farmer	Conrad	Foster	Gates	Lee	Bryant	Ketter ^A	Brown
Oregon	Morgan Jr.	Pierson-El	Hoppes	Farniok	Farmer	Conrad	Foster	Gates	Lee	Bryant	Ketter ^A	Brown
Northern Illinois	Reimers	Spielman	Hoppes	Farniok	Farmer	Conrad	Foster	Gates	Lee	Wilbon	Ketter ^A	Brown
Rutgers	Pierson-El	Spielman	Hoppes	Jaimes	Farmer	Decker	Foster	Gates	Lee	Wilbon	#Rahn	Brown
Illinois	Morgan Jr.	Pierson-El	Hoppes	Jaimes	Farmer	Decker	Foster	Gates	Lee	Wilbon	Ketter ^A	Brown
Wisconsin	Reimers	Spielman	Ketter	Jaimes	Farmer	Decker	Foster	Gates	Lee	Ozigbo	McNitt	Brown
Ohio State	Young	Pierson-El	Hoppes	Jaimes	Farmer	Decker	Foster	Gates	Lee	Wilbon	Ketter ^A	Brown
Purdue	Morgan Jr.	Lindsey	Hoppes	Jaimes	Farmer	Decker	Foster	Gates	Lee	Ozigbo	Ketter ^A	Brown
Northwestern	Morgan Jr.	Pierson-El	Hoppes	Jaimes	Farniok	Conrad	Foster	Gates	Lee	Ozigbo	Ketter ^A	Brown
Minnesota	Morgan Jr.	Pierson-El	Stoll	Jaimes	Farniok	Conrad	Foster	Gates	Lee	Ozigbo	McNitt	Brown
Penn State	Morgan Jr.	Spielman	Hoppes	Jaimes	Knevel	Conrad	Foster	Gates	Lee	Wilbon	#Pierson-El	Brown
Iowa												

#-opened in three wide receiver formation; %-NU opened in a four-receiver set (three receivers and a tight end); ^-NU opened in two tight end set; \$-NU opened in four receiver set (no tight end); &-NU opened in three tight end set.

HUSKER DEFENSIVE STARTERS GAME-BY-GAME

Opponent	DE	NT	DE	OLB	LB	LB	OLB	CB	S	S	CB	P
Arkansas State	Akinmoladun	Stoltenberg	C. Davis	Newby	Weber	Young II	Gifford	Lee Jr.	Kalu	A. Williams	Jackson	Lightbourn
Oregon	Akinmoladun	Stoltenberg	C. Davis	Newby	Weber	Young II	Gifford	Lee Jr.	Kalu	A. Williams	Jackson	Lightbourn
Northern Illinois	Akinmoladun	Stoltenberg	C. Davis	Newby	Weber	Young II	Gifford	Lee Jr.	Reed	A. Williams	Jackson	Lightbourn
Rutgers	Akinmoladun	Stoltenberg	C. Davis	King	Weber	Young II	Gifford	Lee Jr.	Reed	A. Williams	Jackson	Lightbourn
Illinois	Akinmoladun	Stoltenberg	C. Davis	King	Weber	Young II	Gifford	Lee Jr.	Reed	A. Williams	Jackson	Lightbourn
Wisconsin	Akinmoladun	Stoltenberg	C. Davis	Stille	Weber	Young II	Gifford	Lee Jr.	Reed	A. Williams	Jackson	Lightbourn
Ohio State	Akinmoladun	Stoltenberg	C. Davis	King	Weber	Young II	Gifford	Jones	Kalu	Bootle	Jackson	Lightbourn
Purdue	Akinmoladun	Stoltenberg	C. Davis	Newby	Weber	Young II	Davis	Jones	Kalu	A. Williams	Jackson	Lightbourn
Northwestern	Akinmoladun	Stoltenberg	C. Davis	Newby	Weber	Young II	Davis	Jones	Kalu	Dismuke	Jackson	Lightbourn
Minnesota	Akinmoladun	Stoltenberg	C. Davis	Newby	Berry	Young II	Davis	Jones	Kalu	Reed	Jackson	Lightbourn
Penn State	Akinmoladun	Stoltenberg	C. Davis	Newby	Weber	Young II	Davis	Jones	Kalu	K. Williams	Jackson	Lightbourn
Iowa												

* - NU opened with nickel package # - NU opened with dime packages; %-NU opened with five defensive linemen; @-NU opened with three safeties; !-NU opened with 3 defensive ends

Overall Participation

PLAYER (GAMES):

Freedom Akinmoladun (11/11); Isaac Armstrong (3/-); Avery Anderson (10/-); Mohamed Barry (11/2); Dicaprio Bootle (11/1); Jaylin Bradley (6/-); Drew Brown (11/-); Tre Bryant (2/2); Tony Butler (11/-); Brett Classen (2/-); Cole Conrad (11/6); Zack Darlington (8/-); Alex Davis (11/4); Carlos Davis (11/11); Khalil Davis (11/-); Michael Decker (6/5); Marquel Dismuke (11/1); Tanner Farmer (8/8); Matt Farniok (7/4); Tyrin Ferguson (5/-); Jerald Foster (11/11); Nick Gates (11/11); Christian Gaylord (9/-); Luke Gifford (7/7); Tyler Hoppes (11/9); Lamar Jackson (11/11); Brenden James (8/8); Chris Jones (6/5); Joshua Kalu (8/8); Reid Karel (11/-); Connor Ketter (9/8); Sedrick King (6/3); David Knevel (7/2); Eric Lee Jr. (8/6); Tanner Lee (11/11); Caleb Lightbourn (11/-); Tyjon Lindsey (11/1); Wyatt Mazour (2/-); Luke McNitt (11/2); Collin Miller (11/-); Stanley Morgan (10/7); DaiShon Neal (11/-); Marcus Newby (9/7); Peyton Newell (2/-); Patrick O'Brien (3/-); Jordan Ober (11/-); Dylan Owen (2/-); Devine Ozigbo (9/3); De'Mornay Pierson-El (11/8); Gabe Rahn (11/1); John Raridon (1/-); Antonio Reed (9/4); Bryan Reimers (9/2); Avery Roberts (11/-); Austin Rose (10/-); Matt Snyder (7/-); JD Spielman (11/4); Ben Stille (8/1); Jack Stoll (11/1); Mick Stoltenberg (11/11); Jeremiah Stovall (11/-); Eli Sullivan (5/-); Deontre Thomas (10/-); Chris Weber (11/10); Jacob Weinmaster (11/-); Mikale Wilbon (10/6); Aaron Williams (9/7); Keyan Williams (1/-); Kieron Williams (11/1); Boe Wilson (11/-); Conor Young (10/1); Dedrick Young (11/10)

Game 1 | Nebraska 43, Arkansas St. 36

SCORE BY QUARTERS	1	2	3	4	FINAL
Arkansas State	14	12	0	10	36
Nebraska	17	10	7	9	43

Lincoln (Sept. 2) --- Sophomore I-back Tre Bryant erupted for a career-high 192 yards on 31 carries to pace Nebraska to a 43-36 win over Arkansas State in the season opener for both teams.

Bryant had 114 of his yards in the second half, as Nebraska built a 14-point fourth quarter lead and weathered a frantic finish. Leading 43-29 after a Husker safety, ASU's Justice Hansen hit Kendrick Edwards on a three-yard touchdown pass with 47 seconds left to pull the Red Wolves within 43-36. Arkansas State then recovered an on-side kick to keep its upset hopes alive. The Red Wolves drove to the 11-yard line with 11 seconds remaining before the Blackshirts preserved the win. On first down, Lamar Jackson broke up a pass in the end zone intended for Justin McInnis, before Hansen threw too high to Edwards on the game's final play.

Hansen set the Arkansas State record and tied the Nebraska individual opponent passing record by completing 46 throws on a Nebraska opponent-record-tying 68 attempts. He finished with 415 passing yards and three touchdowns, but he also threw a pair of costly interceptions.

Husker quarterback Tanner Lee led a balanced NU attack, completing 19-of-32 passes for 238 yards and two touchdowns without committing a turnover, as Nebraska threw for 238 and rushed for 225. Stanley Morgan led the Huskers with five catches for 102 yards to set career bests in both categories. Freshman JD Spielman accounted for 143 all-purpose yards, highlighted by a 99-yard kickoff return in the first quarter. Six Huskers had multiple catches on the evening.

Leading 27-26 at the half, Bryant took over for the Huskers in the third quarter. His one-yard touchdown run with 11:14 left in the third quarter pushed Nebraska's lead to 34-26, before the Blackshirts slowed down the Red Wolves by allowing just 43 yards in the third quarter. The Huskers extended their lead to 41-26 early in the fourth quarter on an eight-yard pass from Lee to senior De'Mornay Pierson-El to cap a six-play, 53-yard drive with 12:25 left in the game.



SCORING SUMMARY

QTR	TIME	TEAM	SCORE
1st	09:52	NEB	Brown 21 yd field goal
1st	05:07	ASU	Taylor 63 yd punt return (Williams kick)
1st	04:53	NEB	Spielman 99 yd kickoff return (Brown kick)
1st	02:12	ASU	Murray 29 yd pass from Hansen (Williams kick)
1st	00:32	NEB	Morgan 44 yd pass from Lee (Brown kick)
2nd	09:57	NEB	Wilbon 7 yd run (Brown kick)
2nd	07:00	ASU	TEAM safety
2nd	03:45	ASU	Mack 3 yd pass from Hansen (Williams kick)
2nd	01:02	NEB	Brown 41 yd field goal
2nd	00:00	ASU	Williams 39 yd field goal
3rd	11:14	NEB	Bryant 1 yd run (Brown kick)
4th	12:25	NEB	Pierson-El 8 yd pass from Lee (Brown kick)
4th	09:27	ASU	Williams 31 yd field goal
4th	05:52	NEB	TEAM safety
4th	00:47	ASU	Edwards 3 yd pass from Hansen (Williams kick)

TEAM STATISTICS

	ASU	NEB
FIRST DOWNS	32	25
RUSHES-YARDS (NET)	21-82	38-225
PASSING YDS (NET)	415	238
Passes Att-Comp-Int	68-46-2	32-19-0
TOTAL OFFENSE PLAYS-YARDS	89-497	70-463
Fumble Returns-Yards	0-0	0-0
Punt Returns-Yards	1-63	1-1
Kickoff Returns-Yards	3-62	2-114
Interception Returns-Yards	0-0	2-0
Punts (Number-Avg)	5-39.6	5-42.4
Fumbles-Lost	2-0	1-0
Penalties-Yards	9-63	8-75
Possession Time	27:42	32:18
Third-Down Conversions	7 of 13	7 of 14
Fourth-Down Conversions	0 of 0	0 of 0
Red-Zone Scores-Chances	3-5	4-4
Sacks By: Number-Yards	1-7	1-5

RUSHING: AS- Wand Warren 12-69; Jamal Jones 4-14; Chris Murray 1-2; Justice Hansen 4-3; **Nebraska-**Tre Bryant 31-192; De'Mornay Pierson-El 2-23; Mikale Wilbon 2-15; Stanley Morgan Jr. 1-2; Luke McNitt 1-0; Tanner Lee 1-7

PASSING: AS- Justice Hansen 46-68-2-415-3. **Nebraska-**Tanner Lee 19-32-0-238-2

RECEIVING: AS- Chris Murray 9-90; Kendrick Edwards 8-100; Christian Booker 7-72; Omar Bayless 7-42; Blake Mack 5-50; Dijon Paschal 3-23; Justin McInnis 3-22; Warren Wand 2-15; Jamal Jones 2-1. **Nebraska-**Stanley Morgan Jr. 5-102; Tyler Hoppes 3-40; Tyjon Lindsey 3-14; Mikale Wilbon 3-7; JD Spielman 2-44; De'Mornay Pierson-El 2-20; Luke McNitt 1-11.

INTERCEPTIONS: FS- None. **Nebraska-**Joshua Kalu 1-0; Tyrin Ferguson 1-0

FUMBLES: FS- Justice Hansen 1-0; Blaise Taylor 1-0. **Nebraska-**Mikale Wilbon 1-0

SACKS (Sacks-Yds): AS- Caleb Caston 1-7. **Nebraska-** Dedrick Young II 1-5

TACKLE LEADER (UA-A): AS-Kyle Wilson 3-7. **Nebraska-**Luke Gifford 4-5

Game 2 | Oregon 42, Nebraska 35

SCORE BY QUARTERS	1	2	3	4	FINAL
Nebraska	7	7	14	7	35
Oregon	21	21	0	0	42

Eugene, Ore. (Sept. 9) -- Nebraska's defense held Oregon scoreless on seven straight possessions in the second half to spur a furious rally, but the Ducks forced four turnovers, including a clinching interception in the final two minutes and held on for a 42-35 victory at Autzen Stadium.

NU trailed 42-14 at halftime but scored on its first two possessions of the second half to stay in the game. The Husker defense forced two turnovers and another turnover on downs to redeem themselves from a first half in which Oregon amassed 409 yards.

Antonio Reed forced a fumble by running back Royce Freeman that linebacker Aaron Williams recovered at the Oregon 22-yard line, and it led to a Mikale Wilbon 2-yard touchdown run to pull Nebraska within seven with 2:47 remaining.

The Huskers used their three time outs in forcing a three-and-out and regained possession with 2:17 remaining on the Nebraska 43-yard line. But on the first play from scrimmage, Oregon cornerback Uguchukwu Amadi intercepted Tanner Lee to clinch the win. Lee was 19-of-41 passing for 252 yards and three touchdowns, with four interceptions. Sophomore running back Tre Bryant ran 20 times for 107 yards for his second straight 100-yard rushing game, as the Huskers finished with 361 yards of total offense.

Justin Herbert completed 25 of 33 passes for 365 yards and three touchdowns, and Freeman ran 29 times for 153 yards and two touchdowns, as the Ducks amassed 566 total yards, but only 157 came in the second half.

Oregon scored on its first possession before a Husker turnover led to another Ducks touchdown just 3:31 into the game. Nebraska settled in and went on a 10-play, 95-yard drive capped by De'Mornay Pierson-El's 23-yard touchdown catch. Nebraska eventually pulled to within 21-14 after a Tre Bryant touchdown run early in the second quarter, but Oregon took control with 21 straight points to close the half.

Lee directed two scoring drives, sandwiched around a three-and-out by the defense, to start the second half. On the second play of the half, Lee hit Pierson-El for a 34-yard pass to get the Huskers into Oregon territory. On 4th-and-10, Morgan gained 22 yards on a catch-and-run, and then hauled in an 18-yard touchdown pass on the next play. Morgan finished with career highs of seven receptions and 103 yards to increase his career total to 962 receiving yards.

NU's next drive began at the Husker 47-yard line. This time, Bryant paced the Huskers with rushes of 12, 8 and 5 yards, before Lee found Morgan for a 28-yard touchdown, pulling Nebraska within 42-28.

SCORING SUMMARY

1st	13:42	ORE	Schooler 32 yd pass from Herbert (Schneider kick)
1st	11:31	ORE	Nelson 8 yd pass from Herbert (Schneider kick)
1st	03:03	NEB	Pierson-El 23 yd pass from Lee (Brown kick)
1st	00:00	ORE	Freeman 2 yd run (Schneider kick)
2nd	13:26	NEB	Bryant 5 yd run (Brown kick)
2nd	07:10	ORE	Freeman 1 yd run (Schneider kick)
2nd	02:40	ORE	Benoit 5 yd run (Schneider kick)
2nd	00:39	ORE	Mitchell 17 yd pass from Herbert (Schneider kick)
3rd	12:50	NEB	Morgan 18 yd pass from Lee (Brown kick)
3rd	08:52	NEB	Morgan 28 yd pass from Lee (Brown kick)
4th	02:47	NEB	Wilbon 2 yd run (Brown kick)

TEAM STATISTICS

	NEB	ORE
FIRST DOWNS	19	22
RUSHES-YARDS (NET)	29-109	44-201
PASSING YDS (NET)	252	365
Passes Att-Comp-Int	41-19-4	33-25-1
TOTAL OFFENSE PLAYS-YARDS	70-361	77-566
Fumble Returns-Yards	0-0	0-0
Punt Returns-Yards	0-0	2-1
Kickoff Returns-Yards	1-11	2-28
Interception Returns-Yards	1-27	4-84
Punts (Number-Avg)	7-40.3	5-37.0
Fumbles-Lost	1-0	3-1
Penalties-Yards	3-25	12-103
Possession Time	29:22	30:38
Third-Down Conversions	2 of 14	7 of 14
Fourth-Down Conversions	2 of 2	0 of 1
Red-Zone Scores-Chances	3-3	5-6
Sacks By: Number-Yards	0-0	2-17

RUSHING: ORE- Royce Freeman 29-153; Justin Herbert 5-31; Tony Brooks-James 6-7; Charles Nelson 2-6; Kani Benoit 1-5; TEAM 1-minus-1. **Nebraska-** Tre Bryant 20-107; Mikale Wilbon 3-8; Tyjon Lindsey 2-5; Luke McNitt 1-2; Nick Gates 0-6; Tanner Lee 3-minus-19;

PASSING: ORE- Justin Herbert 25-33-1-365-3. **Nebraska-**Tanner Lee 19-41-4-252-3


RECEIVING: ORE-Charles Nelson 8-117; Dillon Mitchell 5-80; Johnny Johnson III 4-80; Brenden Schooler 3-41; Cam McCormick 1-22; Jacob Breeland 1-13; Royce Freeman 1-9; Tony Brooks-James 1-2; Kani Benoit 1-1. **Nebraska-**Stanley Morgan Jr. 7-103; De'Mornay Pierson-El 4-67; Tyjon Lindsey 3-12; Tyler Hoppes 2-37; JD Spielman 2-29; Mikale Wilbon 1-4.

INTERCEPTIONS: ORE-Tyree Robinson 1-35; Thomas Graham Jr. 2-28; Uguchukwu Amadi 1-21. **Nebraska-**Williams, Aaron 1-27

FUMBLES: ORE-Royce Freeman 1-1; Charles Nelson 1-0; Justin Herbert 1-0 **Nebraska-**Tanner Lee 1-0

SACKS (Sacks-Yds): ORE-Troy Dye 1-10; Jonah Moi 1-7. **Nebraska-**None

TACKLE LEADER (UA-A): ORE-Troy Dye 7-4. **Nebraska-**Aaron Williams 6-5



Game 3 | Northern Illinois 21, Nebraska 17

SCORE BY QUARTERS	1	2	3	4	FINAL
Northern Illinois	14	0	0	7	21
Nebraska	0	0	10	7	17

Lincoln (Sept. 16) -- Nebraska put up 171 more yards of total offense than Northern Illinois, but the Huskies used three interceptions, including a pair of first-quarter pick sixes, to defeat the Huskers, 21-17. The loss snapped Nebraska's eight-game home winning streak.

Nebraska quarterback Tanner Lee completed 25-of-47 passes for 299 yards on the day, but he threw a trio of interceptions and was sacked three times. After Nebraska drove quickly down the field on the opening drive, NIU's Shawun Lurry jumped a wide receiver screen and raced 87 yards for a touchdown to give the Huskies an early 7-0 lead. Later in the quarter, Jawuan Johnson picked off another Lee pass and scampered 25 yards to put NIU up 14-0.

While the offense was unable to get untracked, the Blackshirts played solid on defense to keep the Northern Illinois offense off the board in the first half. In fact, Nebraska out-yarded NIU, 201-88, in the half and ran 43 plays compared to just 25 for the Huskies.

The Huskers got on the scoreboard midway through the third quarter, as Lee scored on a four-yard run after Marquel Dismuke recovered a muffed NIU punt at the 2-yard line. Nebraska cut the margin to 14-10 with 15 seconds left in the third quarter on Drew Brown's 36-yard field goal to finish a 15-play, 71-yard drive. The Huskers then took their first lead of the day on Lee's one-yard touchdown run with 11:14 left in the game to cap a six-play, 63-yard march by the Big Red.

However, Nebraska's lead was short-lived, as Northern Illinois quarterback Daniel Santacaterina moved the Huskies 75 yards in just six plays to put NIU back in front 21-17 with 8:52 remaining.

Nebraska had two chances to answer down the stretch, the first drive ended with an incomplete pass on 4th-and-7 at the NIU 33 with 5:31 left. The Blackshirts got another stop with 3:09 left, but Lee was intercepted for the third time on 4th-and-14 from the Nebraska 16 with 1:36 left.

NU I-back Mikale Wilbon led the Nebraska backs with 90 yards on 24 carries. De'Mornay Pierson-El led Nebraska's receivers with 101 yards on a career-high eight receptions while Stanley Morgan Jr. added six catches for 94 yards to go over 1,000 yards receiving in his career.

Jordan Huff led the Northern Illinois running game with 105 yards and a touchdown on just 16 carries, while Santacaterina threw for 128 yards on 15-of-22 passing to improve to 2-0 as a starter for the Huskies this season.

SCORING SUMMARY

QTR	TIME	TEAM	SCORE
1st	11:24	NIU	Lurry 87 yd interception return (Hagan kick)
1st	01:13	NIU	Johnson 25 yd interception return (Hagan kick)
3rd	08:05	NEB	Lee 4 yd run (Brown kick)
3rd	00:15	NEB	Brown 36 yd field goal
4th	11:14	NEB	Lee 1 yd run (Brown kick)
4th	08:52	NIU	Huff 2 yd run (Hagan kick)

TEAM STATISTICS

	NIU	NEB
FIRST DOWNS	13	18
RUSHES-YARDS (NET)	31-85	36-85
PASSING YDS (NET)	128	299
Passes Att-Comp-Int	23-15-0	47-25-3
TOTAL OFFENSE PLAYS-YARDS	54-213	83-384
Fumble Returns-Yards	0-0	0-0
Punt Returns-Yards	2--10	5-13
Kickoff Returns-Yards	1-25	3-91
Interception Returns-Yards	3-121	0-0
Punts (Number-Avg)	8-46.4	6-47.3
Fumbles-Lost	3-1	2-0
Penalties-Yards	3-25	5-48
Possession Time	23:26	36:34
Third-Down Conversions	3 of 13	6 of 19
Fourth-Down Conversions	0 of 0	2 of 4
Red-Zone Scores-Chances	1-2	3-5
Sacks By: Number-Yards	3-24	2-14

RUSHING: NIU- Jordan Huff 16-105; Marcus Childers 2-10; Marcus Jones 1-3; Christian Blake 1-minus-1; Daniel Santacaterina 7-minus-9; Team 4-minus-23. **Nebraska**-Mikale Wilbon 24-90; Devine Ozigbo 2-8; Luke McNitt 1-4; JD Spielman 2-1; Tanner Lee 7-minus-18

PASSING: NIU- Daniel Santacaterina 15-22-0-128-0; Christian Blake 0-1-0-0-0. **Nebraska**- Tanner Lee 25-47-3-299-0

RECEIVING: NIU- Christian Blake 5-77; Jauan Wesley 3-29; D.J. Brown 3-18; Spencer Tears 2-minus-3; Jordan Huff 1-6; Marcus Jones 1-1. **Nebraska**-De'Mornay Pierson-El 8-101; Stanley Morgan Jr. 6-94; JD Spielman 3-52; Mikale Wilbon 3-14; Tyjon Lindsey 2-18; Tyler Hoppes 2-17; Bryan Reimers 1-3

INTERCEPTIONS: NIU- Jawuan Johnson 1-25; Josh Corcoran 1-9; Shawun Lurry 1-87. **Nebraska**-None

FUMBLES: NIU- TEAM 1-0; Jalen Embry 1-1; Daniel Santacaterina 1-0. **Nebraska**-Mikale Wilbon 1-0; De'Mornay Pierson-El 1-0.

SACKS (Sacks-Yds): NIU- Sutton Smith 2-14; Ben Leroy 1-8. **Nebraska**- Luke Gifford 0.5-4; Carlos Davis 0.5-4; Khalil Davis 0.5-3; Alex Davis 0.5-3

TACKLE LEADER (UA-A): NIU-Bobby Jones 5-9. **Nebraska**-Luke Gifford 4-4

Game 4 | Nebraska 27, Rutgers 17

SCORE BY QUARTERS	1	2	3	4	FINAL
Rutgers	7	3	7	0	17
Nebraska	7	7	7	6	27

Lincoln (Sept. 23) -- Nebraska's defense produced another strong effort, while the offense used a powerful ground game fueled by Devine Ozigbo and Mikale Wilbon to claim a 27-17 win over Rutgers.

Nebraska dominated the second half on both sides of the ball, erasing a 17-14 deficit in the opening minutes of the second half following Kiy Hester's interception return for a TD off Tanner Lee.

Two drives later, Lee led the Huskers on a massive 17-play, 97-yard march that consumed 8:10 and culminated with his eight-yard touchdown strike to De'Mornay Pierson-El with 2:49 left in the third quarter.

While the Husker offense assumed control, the Blackshirts continued to show consistent improvement on defense. After allowing Rutgers to open the game 2-for-2 on third-down conversions on an 11-play, 75-yard drive that was capped by a Gus Edwards two-yard touchdown run, the Blackshirts forced the Scarlet Knights to go without a conversion on their next eight third-down attempts.

The Blackshirts also provided a big play of their own late in the third quarter with Antonio Reed's interception and 19-yard return. Nebraska converted the turnover into points five plays later on Drew Brown's 32-yard field goal with 14:10 left.

Then Ozigbo, who had two carries in NU's first three games, took over. The junior carried nine times for 42 yards on a game-clinching 12-play, 50-yard drive to set up Brown's 27-yard field goal.

Ozigbo finished the game with a career-high 24 carries for 101 yards, including 19 carries for 85 yards in the second half. Ozigbo and starter Mikale Wilbon led a Big Red rushing binge that racked up 197 yards on 47 carries against the Rutgers defense. Wilbon finished with 78 yards and a touchdown.

JD Spielman added a career-best five receptions for 46 yards and a score to lead Nebraska's air attack, as his 18-yard touchdown reception on a Lee pass with 6:52 left in the first quarter tied the game at 7-7. Pierson-El contributed three catches for 22 yards and a touchdown, which gave Nebraska the lead for good at 21-17 with 2:49 left in the third quarter. Pierson-El also gave Nebraska's its biggest play of the day with his 63-yard punt return midway through the second quarter to set up Wilbon's scoring run.

For the game, Nebraska finished with 306 yards of total offense on 73 plays while accumulating 35:21 of possession time. The Blackshirts held the Scarlet Knights to just 194 total yards on just 53 plays, including just 68 rushing yards on 24 carries.

SCORING SUMMARY

1st	10:28	RU	Edwards 2 yd run (Harte kick)
1st	06:52	NEB	Spielman 18 yd pass from Lee (Brown kick)
2nd	10:20	RU	Harte 33 yd field goal
2nd	04:48	NEB	Wilbon 4 yd run (Brown kick)
3rd	14:07	RU	Hester 33 yd interception return (Harte kick)
3rd	02:49	NEB	Pierson-El 8 yd pass from Lee (Brown kick)
4th	14:10	NEB	Brown 32 yd field goal
4th	05:59	NEB	Brown 27 yd field goal

TEAM STATISTICS

	RU	NEB
FIRST DOWNS	12	21
RUSHES-YARDS (NET)	24-68	47-197
PASSING YDS (NET)	126	109
Passes Att-Comp-Int	29-15-2	26-13-2
TOTAL OFFENSE PLAYS-YARDS	53-194	73-306
Fumble Returns-Yards	0-0	0-0
Punt Returns-Yards	0-0	3-56
Kickoff Returns-Yards	2-41	2-49
Interception Returns-Yards	2-33	2-16
Punts (Number-Avg)	6-45.7	5-38.8
Fumbles-Lost	1-0	1-0
Penalties-Yards	4-35	6-46
Possession Time	24:39	35:21
Third-Down Conversions	3 of 12	8 of 17
Fourth-Down Conversions	0 of 1	0 of 0
Red-Zone Scores-Chances	2-2	5-5
Sacks By: Number-Yards	0-0	0-0

RUSHING: RU-Gus Edwards 15-58; Robert Martin 5-14; Kyle Bolin 1-11; Jonathan Lewis 1-2; Raheem Blackshear 1-1; TEAM 1-minus-18. **Nebraska**-Devine Ozigbo 24-101; Mikale Wilbon 14-78; Jaylin Bradley 6-16; JD Spielman 1-6; TEAM 2-minus-4

PASSING: RU- Kyle Bolin 15-29-2-126-0. **Nebraska**-Tanner Lee 13-26-2-109-2

RECEIVING: RU-Dacoven Bailey 3-38; Hunter Hayek 3-32; Jerome Washington 3-27; Robert Martin 2-minus-5; Damon Mitchell 1-16; Nakia Griffin-Stewart 1-12; Jawuan Harris 1-4; Gus Edwards 1-2. **Nebraska**-JD Spielman 5-46; De'Mornay Pierson-El 3-22; Gabe Rahn 2-27; Tyler Hoppes 2-16; Mikale Wilbon 1-minus-2

INTERCEPTIONS: RU-Kiy Hester 1-33; Blessuan Austin 1-0; Dixon, D'Cota 1-5. **Nebraska**-Antonio Reed 1-19; Luke Gifford 1-minus-3

FUMBLES: RU-Team 1-0. **Nebraska**-Devine Ozigbo 1-0.

SACKS (Sacks-Yds): RU-None. **Nebraska**-None

TACKLE LEADER (UA-A): RU-Trevor Morris 4-9. **Nebraska**-Antonio Reed 4-2; Luke Gifford 3-3; Dedrick Young 3-3.

Game 5 | Nebraska 28, Illinois 6

SCORE BY QUARTERS	1	2	3	4	FINAL
Nebraska	7	14	0	7	28
Illinois	0	3	3	0	6

Champaign, Ill. (Sept. 29) -- Nebraska scored touchdowns on its first three offensive possessions and held Illinois to under 200 yards of total offense in a 28-6 victory Friday night in Champaign.

The Husker offense totaled 411 yards on the night, while the Blackshirts held the Illini to 199 yards, as the Blackshirts held its third straight opponent to 250 yards or less. NU's defense notched season highs in both tackles for loss and sacks with 10 and five, respectively.

Nebraska's offense included 246 yards and three touchdowns from quarterback Tanner Lee on 17-for-24 passing, while Devine Ozigbo rushed for a career-high 106 yards, as NU had 165 yards on the ground.

After missing last week's game due to an injury, Stanley Morgan Jr. returned to the lineup and caught a career-high eight passes for 96 yards, including a 23-yard touchdown, while De'Mornay Pierson-El had four catches for 94 yards.

On its first possession, the Huskers went 88 yards on eight plays, capped by a 45-yard touchdown pass to Pierson-El for his fourth TD catch of the year.

The Illini responded with a 15-play drive that ate nine minutes off the clock. Illinois had 1st-and-goal at the three, but the Blackshirts stiffened and held the Illini to a field goal.

Nebraska's offense got the ball back and Lee again led a scoring drive, and he was a perfect 5-for-5 on the drive for 52 yards. Ozigbo ended the drive with a 15-yard scamper to make it 14-3.

The Huskers stretched the lead to 21-3, as Lee marched the Huskers 89 yardsm capped by a 6-yard TD pass to Tyler Hoppes for his first career score. Lee was 11-for-13 in the first half for 167 and two touchdowns, including a perfect 9-for-9 in the second quarter for 110 yards.

Nebraska got the ball to start the second half and the Illini defense delivered its first stop of the night as it came through with a quick 3-and-out. The Illini offense put together a 12-play drive, but were unable to get the ball in the end zone and settled for a field goal.

Nebraska's offense got back in rhythm and strung together a 93-yard scoring drive that lasted 14 plays over 6:27. Lee polished the drive with his third touchdown pass of the game, a 23-yard delivery to Morgan Jr. for the final margin.



Game 6 | No. 9 Wisconsin 38, Nebraska 17

SCORE BY QUARTERS	1	2	3	4	FINAL
No. 9 Wisconsin	10	7	7	14	38
Nebraska	0	10	7	0	17

Lincoln (Oct. 7) --- Nebraska' battled back from a 10-point deficit to tie the game at 17, but No. 9 Wisconsin scored 21 unanswered points to post a 38-17 victory.

The Huskers took the opening kickoff and raced into the Wisconsin red zone before a huge momentum swing. On 3rd-and-2 at the Wisconsin 17, Tanner Lee's pass to Devine Ozigbo went through Ozigbo's hands, ricocheted off his helmet and bounded into the arms of Badger linebacker Chris Orr who went 78 yards for the score.

Wisconsin extended the lead to 10-0 on its first offensive series, going 61 yards on 11 plays capped by Rafael Gaglianone's 37-yard field goal.

The Huskers, who got into Wisconsin territory on four of its first five drives but could not score, finally broke through late in the first half, as Lee connected with Stanley Morgan Jr. for an 80-yard touchdown pass to pull NU within 10-7. Lee completed 16-of-32 passes for 262 yards, while Morgan finished his night with four receptions for a career-high 115 yards and a score.

On Wisconsin's next offensive play, UW running back Jonathan Taylor sprinted 75 yards to the end zone to push the lead back to 17-7. Taylor finished with 249 yards and two touchdowns on 25 carries.

Nebraska responded quickly, as Ozigbo, who rushed for a career-high 112 yards on 23 carries, unleashed a 28-yard burst to put the Big Red quickly into Wisconsin territory. Nebraska eventually worked its way to the Badger 14, where Drew Brown booted a 32-yard field goal as time expired to make it a 17-10 game.

Nebraska's defense then capitalized on a Wisconsin turnover, as Aaron Williams intercepted an Alex Hornibrook pass and raced 14 yards to the end zone to tie the game with 10:43 left in the third quarter.

After a fumble and a pair of penalties on the kickoff, the Huskers had Wisconsin back at its own 7-yard line, but the visitors went 93 yards for the go-ahead score. Taylor took the first three carries of the drive and galloped 32 yards before Hornibrook connected with Quintez Cephus on a 31-yard pass to convert on 3rd-and-4. Moments later, Hornibrook found Cephus in the end zone on a five-yard TD pass to make it 24-17.

Wisconsin extended the lead to 31-17 midway through the fourth quarter, going 80 yards in 10 plays, culminating in a two-yard touchdown by Taylor.

Nebraska's next drive ended with a fumble after a completion on a short pass from Lee to Morgan, and Wisconsin turned the mistake into points with a 10-play, 40-yard drive that ate up 6:15 and ended with a one-yard plunge by Bradrick Shaw with 2:40 left to extend the Badger margin to 38-17. In the fourth quarter, Wisconsin outgained the Huskers, 125-17, with all 125 yards coming on the ground.



SCORING SUMMARY

1st	08:57	NEB	Pierson-El 45 yd pass from Lee (Brown kick)
2nd	14:57	ILL	McLaughlin 25 yd field goal
2nd	10:38	NEB	Ozigbo 15 yd run (Brown kick)
2nd	01:23	NEB	Hoppes 6 yd pass from Lee (Brown kick)
3rd	07:49	ILL	McLaughlin 25 yd field goal
4th	13:34	NEB	Morgan 23 yd pass from Lee (Brown kick)

TEAM STATISTICS

	NEB	ILL
FIRST DOWNS	23	15
RUSHES-YARDS (NET)	38-165	37-93
PASSING YDS (NET)	246	106
Passes Att-Comp-Int	24-17-0	16-10-1
TOTAL OFFENSE PLAYS-YARDS	62-411	53-199
Fumble Returns-Yards	0-0	1-5
Punt Returns-Yards	1-4	0-0
Kickoff Returns-Yards	1-20	3-43
Interception Returns-Yards	1-0	0-0
Punts (Number-Avg)	2-33.5	5-37.0
Fumbles-Lost	4-1	3-0
Penalties-Yards	5-70	5-49
Possession Time	31:08	28:52
Third-Down Conversions	7 of 11	5 of 12
Fourth-Down Conversions	1 of 1	0 of 0
Red-Zone Scores-Chances	2-3	2-2
Sacks By: Number-Yards	5-32	2-16

RUSHING: ILL- Mike Epstein 10-42; Chayce Crouch 18-37; RaVon Bonner 4-10; Reggie Corbin 4-9; Kendrick Foster 1-minus-5. **Nebraska-** Devine Ozigbo 18-106; Mikale Wilbon 13-60; JD Spielman 2-12; Jaylin Bradley 1-7; TEAM 2-minus-4; Tanner Lee 2-minus-16

PASSING: ILL- Chayce Crouch 9-15-1-99-0; Trenard Davis 1-1-0-7-0. **Nebraska-**Tanner Lee 17-24-0-246-3

RECEIVING: ILL-Malik Turner 3-25; Mike Dudek 2-37; Carmoni Green 1-18; Dominic Thieman 1-11; Ricky Smalling 1-10; Bobby Walker 1-7; Bonner RaVon 1-minus-2. **Nebraska-**Stanley Morgan Jr. 8-96; De'Mornay Pierson-El 4-94; Tyler Hoppes 2-27; JD Spielman 2-25; Tyjon Lindsey 1-4

INTERCEPTIONS: ILL-None. **Nebraska-**Chris Weber 1-0

FUMBLES: ILL-Kendrick Foster 2-0; Chayce Crouch 1-0. **Nebraska-**Nebraska-Stanley Morgan Jr. 1-0; De'Mornay Pierson-El 1-0; Devine Ozigbo 1-1; Tanner Lee 1-0

SACKS (Sacks-Yds): ILL-James Crawford 1-6; DelShawn Phillips 0.5-5; Tre Watson 0.5-5; **Nebraska-** Chris Weber 1-6; Ben Stille 1-5; Carlos Davis 1-12; Khalil Davis 1-6; Freedom Akinmoladu 1-3

TACKLE LEADER (UA-A): ILL-Patrick Nelson 7-3. **Nebraska-**Chris Weber 6-3

SCORING SUMMARY

QTR	TIME	TEAM	SCORE
1st	12:34	WIS	Orr 78 yd interception return (Gaglianone kick)
1st	03:31	WIS	Gaglianone 37 yd field goal
2nd	01:20	NEB	Morgan 80 yd pass from Lee (Brown kick)
2nd	01:09	WIS	Taylor 75 yd run (Gaglianone kick)
2nd	00:00	NEB	Brown 32 yd field goal (Brown kick)
3rd	10:43	NEB	Williams 14 yd interception return (Brown kick)
3rd	04:56	WIS	Cephus 5 yd pass from Hornibrook (Gaglianone kick)
4th	09:08	WIS	Taylor 2 yd run (Gaglianone kick)
4th	02:40	WIS	Shaw 1 yd run (Gaglianone kick)

TEAM STATISTICS

	UW	NEB
FIRST DOWNS	19	16
RUSHES-YARDS (NET)	49-353	26-110
PASSING YDS (NET)	113	271
Passes Att-Comp-Int	17-9-1	35-18-1
TOTAL OFFENSE PLAYS-YARDS	66-466	61-381
Fumble Returns-Yards	0-0	0-0
Punt Returns-Yards	1-7	2-10
Kickoff Returns-Yards	1-25	2-35
Interception Returns-Yards	1-78	1-14
Punts (Number-Avg)	4-42.2	5-47.4
Fumbles-Lost	1-0	1-1
Penalties-Yards	8-78	4-35
Possession Time	36:41	23:19
Third-Down Conversions	6 of 11	7 of 15
Fourth-Down Conversions	0 of 0	0 of 1
Red-Zone Scores-Chances	4-5	1-3
Sacks By: Number-Yards	1-7	1-6

RUSHING: WIS-Jonathan Taylor 25-249; Rachid Ibrahim 7-51; Bradrick Shaw 12-43; Chris James 2-11; Garrett Groshek 1-7; TEAM 1-minus-2; Alex Hornibrook 1-minus-6; **Nebraska-**Devine Ozigbo 23-112; Tanner Lee 2-5; Patrick O'Brien 1-minus-7

PASSING: WIS- Alex Hornibrook 9-17-1-113-1; **Nebraska-**Tanner Lee 16-32-1-262-1; Patrick O'Brien 2-3-0-9-0

RECEIVING: WIS-Quintez Cephus 4-68; Troy Fumagalli 3-31; Chris James 1-9; A.J. Taylor 1-5. **Nebraska-**JD Spielman 6-79; Stanley Morgan Jr. 4-115; Devine Ozigbo 4-18; De'Mornay Pierson-El 3-59; Tyler Hoppes 1-0.

INTERCEPTIONS: WIS- Chris Orr 1-78. **Nebraska-**Aaron Williams 1-14

FUMBLES: WIS- A.J. Taylor 1-0. **Nebraska-**Stanley Morgan 1-1

SACKS (Sacks-Yds): WIS- Natrell Jamerson 1-7 **Nebraska-** Luke Gifford 1-6

TACKLE LEADER (UA-A): WIS-T.J. Edwards 6-3; D'Cota Dixon 6-3. **Nebraska-**Aaron Williams 8-3

Game 7 | No. 9 Ohio St. 56, Nebraska 14

SCORE BY QUARTERS	1	2	3	4	FINAL
No. 9 Ohio State	14	21	14	7	56
Nebraska	0	0	14	0	14

Lincoln (Oct. 14) – Nebraska freshman JD Spielman set the Husker single-game record with 200 receiving yards on 11 catches, but quarterback J.T. Barrett led Ohio State to touchdowns on each of its first eight possessions on the way to a 56-14 win.

The Buckeyes amassed 632 yards of total offense and weren't unsuccessful on a drive until their ninth possession of the game after Barrett ended his night. Ohio State's balance included 354 yards passing and 279 yards rushing and a whopping 41 first downs. Nebraska passed for 349 yards to nearly match the Buckeyes through the air, but the Huskers could only muster 44 yards on 16 carries on the ground.

Barrett finished a spectacular night by completing 27-of-33 passes for 325 yards and five touchdowns. He added 10 carries for 48 yards and two more scores as he had a hand in seven of Ohio State's eight touchdowns. J.K. Dobbins led OSU on the ground with 12 carries for 106 yards and a score, while Mike Weber added 18 carries for 82 yards.

Nebraska quarterback Tanner Lee also had a solid night, completing 23-of-38 passes for 303 yards and two scores with no interceptions.

In a first half completely controlled by Ohio State, the Buckeyes took a 35-0 lead to the halftime locker room. Ohio State rolled up 366 total yards on 42 plays in 15:35 of possession time. The Buckeyes scored on each of their five first-half drives, with all five drives covering at least 59 yards and all taking at least eight plays. On the flip side, the Huskers managed just 116 yards on 33 plays and went just 2-for-9 on third-down conversions in the first half.

Nebraska finally broke through on its first possession of the second half with Lee's 77-yard touchdown pass to Spielman with 11:05 left in the quarter. Nebraska's two-play drive took just 17 seconds, but gave life back to Huskers.

Barrett kept the Buckeyes moving, leading a seven-play, 75-yard march that ended with his 18-yard pass to Marcus Baugh with 7:49 left in the quarter to extend the margin to 49-7.

However, the Huskers continued to fight, as Lee led a four-play, 68-yard scoring drive that closed with his 17-yard touchdown pass to Stanley Morgan Jr., who finished the night with three receptions for 30 yards against a tough and talented Ohio State secondary.

Ohio State produced its final scoring drive of the night with a 15-play, 66-yard drive that lasted 6:24 and resulted in Barrett's six-yard touchdown pass to Hill. It was Hill's second touchdown catch of the night, as he led the Buckeyes with seven receptions for 80 yards.



SCORING SUMMARY

1st	10:47	OSU	Dobbins 52 yd run (Nuernberger kick)
1st	05:39	OSU	Barrett 6 yd run (Nuernberger kick)
2nd	13:37	OSU	Hill 16 yd pass from Barrett (Nuernberger kick)
2nd	08:20	OSU	McLaurin 31 yd pass from Barrett (Nuernberger kick)
2nd	01:10	OSU	Barrett 3 yd run (Nuernberger kick)
3rd	11:29	OSU	Berry 16 yd pass from Barrett (Nuernberger kick)
3rd	11:05	NEB	Spielman 77 yd pass from Lee (Brown kick)
3rd	07:49	OSU	Baugh 18 yd pass from Barrett (Nuernberger kick)
3rd	05:52	NEB	Morgan 17 yd pass from Lee (Brown kick)
4th	14:20	OSU	Hill 6 yd pass from Barrett (Nuernberger kick)

TEAM STATISTICS

	OSU	NEB
FIRST DOWNS	41	15
RUSHES-YARDS (NET)	47-279	16-44
PASSING YDS (NET)	354	349
Passes Att-Comp-Int	39-31-0	47-27-1
TOTAL OFFENSE PLAYS-YARDS	86-633	63-393
Fumble Returns-Yards	0-0	0-0
Punt Returns-Yards	0-0	0-0
Kickoff Returns-Yards	1-30	5-69
Interception Returns-Yards	1-0	0-0
Punts (Number-Avg)	0-0.0	4-48.0
Fumbles-Lost	0-0	0-0
Penalties-Yards	7-53	12-104
Possession Time	35:15	24:45
Third-Down Conversions	10 of 13	5 of 15
Fourth-Down Conversions	2 of 3	2 of 4
Red-Zone Scores-Chances	6-7	1-2
Sacks By: Number-Yards	0-0	1-7

RUSHING: Ohio State-J.K. Dobbins 12-106; Mike Weber 18-82; J.T. Barrett 10-48; Antonio Williams 4-34; Joe Burrow 2-5; Dwayne Haskins 1-4. **Nebraska**-Devine Ozigbo 9-24; Patrick O'Brien 2-11; Tanner Lee 1-5; Mikale Wilbon 3-3; JD Spielman 1-1.

PASSING: Ohio State-J.T. Barrett 27-33-0-325.5; Dwayne Haskins 3-3-0-25.0; Joe Burrow 1-3-0-4.0. **Nebraska**-Tanner Lee 23-38-0-303.2; Patrick O'Brien 4-9-1-46.0

RECEIVING: Ohio State-K.J. Hill 7-80; Benjamin Victor 4-48; J.K. Dobbins 4-42; Marcus Baugh 3-43; Terry McLaurin 2-38; Rashod Berry 2-29; Austin Mack 2-27; C.J. Saunders 2-19; Antonio Williams 2-9; Parris Campbell 2-6; Johnnie Dixon 1-13. **Nebraska**-JD Spielman 11-200; Stanley Morgan Jr. 3-30; Mikale Wilbon 3-3; Devine Ozigbo 2-37; Conor Young 2-31; Tyler Hoppes 2-14; De'Mornay Pierson-El 2-8; Tyjon Lindsey 1-14; Jack Stoll 1-12

INTERCEPTIONS: Ohio State-Amir Riep 1-0. **Nebraska**-None

FUMBLES: Ohio State-None. **Nebraska**-None

SACKS (Sacks-Yds): Ohio State-None. **Nebraska**-Ben Stille 1-7

TACKLE LEADER (UA-A): Ohio State-Dante Booker 3-4. **Nebraska**-Chris Weber 4-11

Game 8 | Nebraska 25, Purdue 24

SCORE BY QUARTERS	1	2	3	4	FINAL
Nebraska	3	3	6	13	25
Purdue	0	14	3	7	24

West Lafayette, Ind. (Oct. 29) – Tanner Lee's 13-yard touchdown pass to Stanley Morgan Jr. with 14 seconds left capped NU's fourth-quarter comeback as Nebraska edged Purdue, 25-24.

Lee completed 32-of-50 passes for a career-high 431 yards and a pair of fourth-quarter touchdowns, while Morgan hauled in six receptions for 112 yards. Tight end Tyler Hoppes added five receptions for 105 yards, including a 27-yard touchdown catch to pull the Huskers within 24-19. Overall, Nebraska put up 471 yards of total offense, while the Blackshirts held Purdue to 363 total yards.

Purdue's ground game, fueled by 89 yards on 18 carries with a touchdown from Richie Worship, helped the Boilermakers build a 24-12 lead early in the fourth quarter after a David Blough touchdown pass to Jackson Anthrop with 14:23 left before the Huskers rallied.

Through the first three quarters, Drew Brown was the only Husker to put any points on the scoreboard, as his kicks of 44, 21, 37 and 25 yards kept Nebraska within striking distance after four Nebraska drives stalled inside the Purdue red zone.

The Huskers trailed 14-6 at halftime after struggling to move the ball on the ground in the opening half. Nebraska managed just eight rushing yards on 15 carries, while Purdue countered with 123 rushing yards on 21 carries to average nearly six yards per tote in the first half. Worship, who led the Boilermakers with nine carries for 65 yards and their first touchdown run, did the most damage for Purdue in the first half.

Nebraska struck first on a 44-yard Brown field goal just 3:18 into the game to give the Huskers a 3-0 lead. That was the only scoring in the first quarter, before the Boilermakers got Worship's four-yard scoring run with 12:30 left in the second quarter to cap a 45-yard drive.

Following Purdue's score, Nebraska answered with a 21-yard field goal by Brown with 7:30 left in the half. Blough's five-yard scoring run with 24 seconds left in the half capped a 12-play Purdue drive that covered 86 yards and sent the Boilermakers to the locker room with a 14-6 halftime edge.

Nebraska cut the margin to 14-9 on the opening drive of the third quarter on Brown's 37-yard field goal to cap a 55-yard drive. But Purdue pushed the margin back to 17-9 with a 20-yard field goal from Spencer Evans with 6:24 left in the quarter. Brown closed the third-quarter scoring with a 25-yard field goal with 2:06 left to cap a 67-yard Husker drive.

It didn't take Purdue long to take its biggest lead of the night, as Blough's scoring strike to Anthrop came just 37 seconds into the fourth quarter and put Purdue up 24-12 before NU rallied.



SCORING SUMMARY

1st	11:42	NEB	Brown 44 yd field goal
2nd	12:30	PUR	Worship 4 yd run (Dellinger kick)
2nd	07:04	NEB	Brown 21 yd field goal
2nd	00:24	PUR	Blough 5 yd run (Evans kick)
3rd	09:57	NEB	Brown 37 yd field goal
3rd	06:24	PUR	Evans 20 yd field goal
3rd	02:06	NEB	Brown 25 yd field goal
4th	14:23	PUR	Anthrop 14 yd pass from Blough (Dellinger kick)
4th	11:03	NEB	Hoppes 27 yd pass from Lee (Brown kick)
4th	00:14	NEB	Morgan 13 yd pass from Lee (pass failed)

TEAM STATISTICS

	NEB	PUR
FIRST DOWNS	25	20
RUSHES-YARDS (NET)	27-40	38-199
PASSING YDS (NET)	431	164
Passes Att-Comp-Int	50-32-0	28-16-0
TOTAL OFFENSE PLAYS-YARDS	77-471	66-363
Fumble Returns-Yards	0-0	0-0
Punt Returns-Yards	0-0	0-0
Kickoff Returns-Yards	3-59	6-120
Interception Returns-Yards	0-0	0-0
Punts (Number-Avg)	4-37.5	8-34.8
Fumbles-Lost	1-0	0-0
Penalties-Yards	9-95	7-63
Possession Time	35:00	25:00
Third-Down Conversions	6 of 17	3 of 13
Fourth-Down Conversions	1 of 3	0 of 0
Red-Zone Scores-Chances	5-6	4-4
Sacks By: Number-Yards	1-3	3-21

RUSHING: Purdue-Richie Worship 18-89; D.J. Knox 9-66; David Blough 7-33; Markell Jones 1-10; Jared Sparks 1-1. **Nebraska**-Jaylin Bradley 7-42; Devine Ozigbo 10-8; Tyjon Lindsey 1-3; Mikale Wilbon 1-3; Luke McNitt 2-2; JD Spielman 1-0; Tanner Lee 5-minus-18

PASSING: Purdue-David Blough 16-28-0-164.1 **Nebraska**-Tanner Lee 32-50-0-431.2

RECEIVING: Purdue-Jackson Anthrop 6-55; Gregory Phillips 3-22; Terry Wright 2-14; D.J. Knox 1-25; Brycen Hopkins 1-23; Anthony Mahoungou 1-12; Richie Worship 1-7; Jared Sparks 1-6. **Nebraska**-Stanley Morgan Jr. 6-112; JD Spielman 6-70; Devine Ozigbo 6-39; Tyler Hoppes 5-105; De'Mornay Pierson-El 5-62; Jaylin Bradley 3-31; Mikale Wilbon 1-12.

INTERCEPTIONS: Purdue-None. **Nebraska**-None

FUMBLES: Purdue-None. **Nebraska**-Tanner Lee 1-0

SACKS (Sacks-Yds): Purdue-Gelen Robinson 2-9; Markus Bailey 1-12. **Nebraska**-Ben Stille 0.5-1; Khalil Davis 0.5-2

TACKLE LEADER (UA-A): Purdue-Gelen Robinson 7-2. **Nebraska**-Chris Weber 3-9

Game 9 | Northwestern 31, Nebraska 24 (OT)

SCORE BY QUARTERS	1	2	3	4	OT	FINAL
Northwestern	7	10	0	7	7	31
Nebraska	7	7	10	0	0	24

Lincoln, Neb. (Nov. 4) - Tanner Lee's pass across the middle on 4th-and-12 in overtime was deflected by Northwestern's Kyle Queiro, preserving Northwestern's 31-24 overtime victory.

The Huskers led 24-17 after three quarters, but Clayton Thorson's seven-yard touchdown run with 5:32 left in regulation capped a 13-play, 84-yard drive after a costly Husker turnover. In overtime, Thorson plunged over the right side of his offensive line on 4th-and-inches to make it 31-24.

Nebraska had a chance to respond, but Lee was sacked on second down to put the Huskers at 3rd-and-20 from the 35. After an eight-yard completion to Tyler Hoppes, Lee's final attempt was batted away to end the game.

Nebraska gave the Wildcats new life in the fourth quarter when they were driving to take a two-score lead. The Huskers had first and 10 at the Wildcat 19, but Godwin Igwebuike came up with a diving interception to snuff out the scoring threat.

Lee completed 21-of-38 passes for 225 yards and two touchdowns, but he threw three interceptions, including the costly fourth-quarter miscue.

Thorson completed 19-of-35 passes for 243 yards with no touchdowns and two interceptions. Nebraska converted both of those interceptions to touchdowns, including Marcus Newby's first career interception and 49-yard return for a touchdown to give Nebraska a 21-17 lead early in the second half. Newby finished with 10 tackles, just behind Chris Weber's 11 stops to lead the Huskers.

On the Huskers' next series, they marched 79 yards in 18 plays, taking 9:24 to extend its lead on a 23-yard field goal to push the lead to 24-17.

Early on Northwestern took a 7-0 lead on Jackson's 17-yard scoring run, as he rushed for 154 yards on 31 totes, as the Wildcats accounted for 475 yards of total offense.

Lee then threw an interception to Queiro to give the Wildcats a chance to extend the lead, but the Blackshirts would make a momentum-changing play as Joshua Kalu intercepted Thorson and returned the pick 32 yards. The Huskers would go 61 yards in 10 plays, as Lee found Bryan Reimers for a 22-yard touchdown to tie the score at seven.

Northwestern regained the lead early in the second quarter on Larkin's 24-yard touchdown run to cap a four-play, 63-yard drive. The Wildcats led 14-7 with 9:06 left in the half, but that lead lasted just 45 seconds. On Nebraska's ensuing drive, Spielman raced 40 yards on a sweep, before Lee hit Jack Stoll with a beautiful 32-yard touchdown pass to tie the score at 14. It was just Stoll's second career reception and first touchdown catch of his career.

Northwestern used Charlie Kuhbander's 24-yard field goal with 1:12 left in the half to cap an eight-play, 80-yard drive that consumed 3:22 and take a 17-14 lead into the locker room at the half.

SCORING SUMMARY

1st	09:36	NU	Jackson 17 yd run (Kuhbander kick)
1st	00:33	NEB	Reimers 22 yd pass from Tanner Lee (Brown kick)
2nd	09:06	NU	Larkin 24 yd run (Kuhbander kick)
2nd	08:21	NEB	Stoll 32 yd pass from Tanner Lee (Brown kick)
2nd	01:12	NU	Kuhbander 24 yd field goal
3rd	14:08	NEB	Newby 49 yd interception return (Brown kick)
3rd	03:04	NEB	Brown 23 yd field goal
4th	05:32	NU	Thorson 7 yd run (Kuhbander kick)
OT	15:00	NU	Thorson 1 yd run (Kuhbander kick)

TEAM STATISTICS

	NW	NEB
FIRST DOWNS	26	21
RUSHES-YARDS (NET)	45-232	31-112
PASSING YDS (NET)	243	225
Passes Att-Comp-Int	35-19-2	38-21-3
TOTAL OFFENSE PLAYS-YARDS	80-475	69-337
Fumble Returns-Yards	0-0	0-0
Punt Returns-Yards	0-0	1-6
Kickoff Returns-Yards	1-36	5-102
Interception Returns-Yards	3-23	2-81
Punts (Number-Avg)	4-37.2	5-39.8
Fumbles-Lost	0-0	0-0
Penalties-Yards	6-65	7-68
Possession Time	28:20	31:40
Third-Down Conversions	1 of 11	5 of 15
Fourth-Down Conversions	3 of 4	2 of 3
Red-Zone Scores-Chances	4-4	1-2
Sacks By: Number-Yards	0-10	0-0

RUSHING: Northwestern- Justin Jackson 31-154; Jeremy Larkin 10-69; Clayton Thorson 4-9. **Nebraska-** Devine Ozigbo 23-72; JD Spielman 2-45; De'Mornay Pierson-El 1-7; Mikale Wilbon 1-2; Tyjon Lindsey 2-minus-6; Tanner Lee 2-minus-8

PASSING: Northwestern- Clayton Thorson 19-35-2243-0. **Nebraska-** Tanner Lee 21-38-3-225-2

RECEIVING: Northwestern- Macan Wilson 5-107; Bennett Skowronek 4-49; Garrett Dickerson 3-25; Flynn Nagel 2-24; Justin Jackson 2-22; Jeremy Larkin 2-12; Riley Lees 1-4. **Nebraska-** Stanley Morgan Jr. 4-38; De'Mornay Pierson-El 4-34; JD Spielman 3-48; Jack Stoll 3-41; Devine Ozigbo 2-18; Mikale Wilbon 2-8; Bryan Reimers 1-22; Tyjon Lindsey 1-8; Tyler Hoppes 1-8.

INTERCEPTIONS: Northwestern- Kyle Queiro 2-23; Godwin Igwebuike 1-0. **Nebraska-** Marcus Newby 1-49; Joshua Kalu 1-32

FUMBLES: Northwestern-None **Nebraska-**None

SACKS (Sacks-Yds): Northwestern-Sandup Miller 1-10. **Nebraska-**None

TACKLE LEADER (UA-A): Northwestern-Paddy Fisher 6-7. **Nebraska-**Chris Weber 6-5

Game 10 | Minnesota 54, Nebraska 21

SCORE BY QUARTERS	1	2	3	4	FINAL
Nebraska	7	7	0	7	21
Minnesota	14	16	10	14	54

Minneapolis, Minn. (Nov. 11) -- Demry Croft ran 10 times for 183 yards and three touchdowns, as the Gophers rushed for 409 yards in a 54-21 win over Nebraska.

Croft had 111 rushing yards in the first half, including a 73-yard touchdown run, as Minnesota scored on all five of its first half possessions, including a 100-yard kickoff return by Rodney Smith to open the game, to take a 30-14 lead.

As disappointing as the outcome, the Huskers had some bright spots, mostly on offense. JD Spielman caught nine passes for 141 yards and etched his name in the Nebraska record books.

Tanner Lee went 13-of-18 passing for 174 yards for Nebraska but fell ill at halftime. Patrick O'Brien, in the most extensive playing time of his career, replaced Lee and went 12-of-18 for 137 yards.

Nebraska played turnover-free football and committed a mere four penalties but ran for just 69 yards and couldn't come up with enough stops in the first half to keep the Gophers in sight. After the Gophers scored 16 seconds into the game, Lee led a 12-play, 75-yard touchdown drive to tie the game 7-7.

Junior running back Mikale Wilbon ran five times for 25 yards on the series and capped it with a 1-yard run.

Lee also led a 10-play, 90-yard touchdown drive in the second quarter when he found a rhythm with Spielman. Lee hit Spielman for gains of 10, 18, 27 and 11 yards before finding tight end Tyler Hoppes on a 14-yard touchdown pass to pull the Huskers within 27-14.

Minnesota responded with an 11-play, 71-yard drive that culminated with Emmitt Carpenter's 36-yard field goal with four seconds to play before halftime, and the Gophers took a 30-14 lead into the locker room.

Nebraska took the opening kickoff of the second half, and with O'Brien playing for the first time, the Huskers went three-and-out.

The Husker defense then responded by forcing its first punt of the game, but Nebraska went three-and-out on offense, and Minnesota scored touchdowns on its next two drives to take charge.

Nebraska's final score came when Ozigbo scored a 1-yard touchdown in the fourth quarter to cap a 10-play, 70-yard drive in which O'Brien completed four passes, including a 25-yard strike to Spielman

SCORING SUMMARY

1st	14:47	MINN	Smith 100 yd kickoff return (Carpenter kick)
1st	08:57	NEB	Wilbon 1 yd run (Brown kick)
1st	03:08	MINN	Croft 3 yd run (Carpenter kick)
2nd	11:42	MINN	Croft 73 yd run (run failed)
2nd	06:40	MINN	McCrary 11 yd run (Carpenter kick)
2nd	02:50	NEB	Hoppes 14 yd pass from Lee (Brown kick)
2nd	00:04	MINN	Carpenter 36 yd field goal
3rd	05:06	MINN	McCrary 9 yd run (Carpenter kick)
3rd	01:13	MINN	Carpenter 30 yd field goal
4th	10:17	NEB	Ozigbo 1 yd run (Brown kick)
4th	07:05	MINN	Croft 1 yd run (Carpenter kick)
4th	03:21	MINN	McCrary 43 yd run (Carpenter kick)

TEAM STATISTICS

	NEB	MINN
FIRST DOWNS	20	24
RUSHES-YARDS (NET)	33-69	45-409
PASSING YDS (NET)	311	105
Passes Att-Comp-Int	36-25-0	16-9-0
TOTAL OFFENSE PLAYS-YARDS	69-380	61-514
Fumble Returns-Yards	0-0	0-0
Punt Returns-Yards	0-0	0-0
Kickoff Returns-Yards	8-162	4-157
Interception Returns-Yards	0-0	0-0
Punts (Number-Avg)	3-39.0	1-41.0
Fumbles-Lost	1-0	1-0
Penalties-Yards	4-54	3-35
Possession Time	31:05	28:55
Third-Down Conversions	5 of 14	5 of 9
Fourth-Down Conversions	2 of 6	1 of 1
Red-Zone Scores-Chances	3-5	6-6
Sacks By: Number-Yards	1-14	6-41

RUSHING: Minnesota- Demry Croft 10-183; Rodney Smith 24-134; Kobe McCrary 10-93; TEAM 1-minus-1. **Nebraska-** Devine Ozigbo 10-37; Mikale Wilbon 10-28; De'Mornay Pierson-El 1-2; Luke McNitt 1-2; Patrick O'Brien 11-0.

PASSING: Minnesota- Demry Croft 9-15-0-105-0; TEAM 0-1-0-0-0. **Nebraska-** Tanner Lee 13-18-0-174-1; Patrick O'Brien 12-18-0-137-0

RECEIVING: Minnesota- Tyler Johnson 3-57; Phillip Howard 3-29; Kobe McCrary 2-9; Rodney Smith 1-10. **Nebraska-** JD Spielman 9-141; Stanley Morgan Jr. 4-37; Tyler Hoppes 4-33; De'Mornay Pierson-El 3-63; Jack Stoll 2-21; Devine Ozigbo 1-12; Tyjon Lindsey 1-6; Mikale Wilbon 1-minus-2

INTERCEPTIONS: Minnesota-None. **Nebraska-**None

FUMBLES: Minnesota- Rodney Smith 1-0. **Nebraska-** Patrick O'Brien 1-0

SACKS (Sacks-Yds): Minnesota- Thomas Barber 1-6; Carter Coughlin 1-7; Blake Cashman 1-6; Tai'yon Devers 1-5; Andrew Stelter 0.5-6; Winston DeLattiboudere 1-5; Merrick Jackson 0.5-6. **Nebraska-** Ben Stille 1-14

TACKLE LEADER (UA-A): Minnesota- Thomas Barber 5-6 **Nebraska-** Antonio Reed 9-6

Game 11 | No. 13 Penn State 56, Nebraska 44

SCORE BY QUARTERS	1	2	3	4	FINAL
Nebraska	10	0	14	20	44
No. 10 Penn State	14	28	0	14	56

State College, Pa. (Nov. 18) – Tanner Lee threw for 399 yards and three touchdowns, and Nebraska outscored Penn State by three touchdowns in the second half, but that wasn't enough, as the Huskers fell to No. 10 Penn State 56-44.

Lee was 26-of-41 passing, and receiver Stanley Morgan Jr. caught seven passes for a career-high 185 yards, as the Husker offense came to life in the second half after a scoreless second quarter.



Nebraska didn't gain a first down in the second quarter, while Penn State scored four touchdowns. Saquon Barkley ran 17 times for 168 yards for Penn State, with the majority of that damage coming in the first half.

Nebraska went three-and-out on its first possession and punted, but the punt hit Zech McPhearson on the bounce and redshirt freshman Collin Miller recovered at the 34-yard line for the Huskers.

Lee completed an eight-yard pass to senior receiver De'Mornay Pierson-El on 3rd-and-7, and he connected with Morgan for a 12-yard gain to the Penn State 11-yard line. But the Huskers settled for Drew Brown's 27-yard field goal.

Nebraska then forced its only three-and-out of the first half. Lee hit freshman receiver JD Spielman for a 17-yard gain on the first play of the drive, connected with Morgan for an eight-yard gain to the one, and junior running back Devine Ozigbo scored on the next play, giving the Huskers a 10-7 lead in the first quarter.

The Nittany Lions scored touchdowns on their next five drives to take a 42-10 lead at halftime.

The Huskers cut the lead to 42-24 on back-to-back touchdown drives, but Penn State countered with two touchdowns on its next two possessions. The Huskers showed some resolve when they drove 75 yards in seven plays for their third touchdown of the half, an eight-yard pass from Lee to Morgan, making the score 56-31. Nebraska's final two touchdowns came in the game's final 4:32. Wilbon scored on a 1-yard run, and then Pierson-El recovered a perfectly placed onside kick by Brown. That led to a three-yard touchdown pass from Lee to tight end Jack Stoll on the game's final play.

SCORING SUMMARY

1st	14:03	PSU	Barkley 65 yd run (Davis kick)
1st	09:18	NEB	Brown 27 yd field goal
1st	06:17	NEB	Ozigbo 1 yd run (Brown kick)
1st	02:40	PSU	Barkley 1 yd run (Davis kick)
2nd	11:53	PSU	McSorley 9 yd run (Davis kick)
2nd	09:23	PSU	Gesicki 9 yd pass from McSorley (Davis kick)
2nd	04:36	PSU	Barkley 8 yd run (Davis kick)
2nd	01:19	PSU	Thompkins 15 yd pass from McSorley (Davis kick)
3rd	06:40	NEB	Wilbon 24 yd run (Brown kick)
3rd	02:34	NEB	Pierson-El 22 yd pass from Lee (Brown kick)
4th	13:59	PSU	Gesicki 17 yd pass from McSorley (Davis kick)
4th	10:13	PSU	Bowers 15 yd pass from Stevens (Davis kick)
4th	06:32	NEB	Morgan 8 yd pass from Lee (Brown kick)
4th	01:20	NEB	Wilbon 1 yd run (Brown kick)
4th	00:00	NEB	Stoll 3 yd pass from Lee

TEAM STATISTICS

	NEB	PSU
Score	44	56
FIRST DOWNS	21	32
RUSHES-YARDS (NET)	26-67	35-263
PASSING YDS (NET)	399	346
Passes Att-Comp-Int	26-41-0	26-39-0
TOTAL OFFENSE PLAYS-YARDS	67-466	74-609
Fumble Returns-Yards	0-0	0-0
Punt Returns-Yards	1-3	2-7
Kickoff Returns-Yards	4-104	5-84
Interception Returns-Yards	0-0	0-0
Punts (Number-Avg)	8-339	4-158
Fumbles-Lost	0-0	1-1
Penalties-Yards	9-89	5-39
Possession Time	29:49	30:11
Third-Down Conversions	5 of 15	8 of 12
Fourth-Down Conversions	1 of 1	0 of 0
Red-Zone Scores-Chances	5-5	7-7
Sacks By: Number-Yards	2-4	4-25

RUSHING: Penn State-Barkley, Saquon 17-158; McSorley, Trace 9-46; Stevens, Tommy 5-31; Sanders, Miles 4-28. **Nebraska**-Wilbon, Mikale 10-53; Ozigbo, Devine 7-12; Bradley, Jaylin 1-9; Spielman, JD 1-8; Lindsey, Tyjon 1-1, Lee, Tanner 6-minus-16

PASSING: Penn State-McSorley, Trace 24-36-0-325-3; Stevens, Tommy 2-3-0-21-1. **Nebraska**-Lee, Tanner 26-41-0-399-3.

RECEIVING: Penn State-Barkley, Saquon 6-66; Johnson, Juwan 5-105; Gesicki, Mike 4-47; Hamilton, D. 4-42; Stevens, Tommy 2-22; Blacknall, Saeed 1-22; Thompkins, De'Andre. 1-15; Bowers, Nick 1-15; Sanders, Miles 1-6; Pancoast, Tom 1-6. **Nebraska**-Morgan, Stanley 7-185; Spielman, JD 6-96; Hoppes, Tyler 6-43; Pierson-El, De-Mornay 4-54; Wilbon, Mikale 2-18; Stoll, Jack 1-3.

INTERCEPTIONS: Penn State-None. **Nebraska**-None.

FUMBLES: Penn State-McPhearson, Zach 1-1. **Nebraska**-None.

SACKS (Sacks-Yds): Penn State-Cabinda, Jason 0.5-4; Windsor, Robert 1.0-5; Givens, Kevin 1.0-7; Miller, Shareef 0.5-3; Chavis, Tyrell 1.0-6. **Nebraska**-Davis, Alex 1.0-2; Davis, Carlos 1.0-2.

TACKLE LEADER (UA-A): Penn State-Smith, Brandon 3-10. **Nebraska**-Newby, Marcus 5-5.