

TWENTY NINETEEN BOWL GAME | MEDIA GUIDE

NICK FITZGERALD
SEC ALL-TIME
LEADING QB RUSHER

JEFFERY SIMMONS
ALL-AMERICAN



MISSISSIPPI STATE VS. IOWA
RAYMOND JAMES STADIUM
JANUARY 1, 2019 | TAMPA, FL





MISSISSIPPI STATE FOOTBALL



#HailState | School-Record 9 Straight Bowl Games • 53 All-Time All-Americans • 144 NFL Draft Picks | #ChampionshipStandard

January 1, 2019

11 a.m. CT/12 p.m. ET | ESPN2

Tampa, Florida

Raymond James Stadium (65,890)

2018 SCHEDULE

Overall: 8-4 | SEC: 4-4 | H: 6-1 | A: 2-3 | N: 0-0

Sept.	Opponent	TV	Time (ET)
1	Stephen F. Austin	ESPNU	W, 63-6
8	at Kansas State	ESPN	W, 31-10
15	Louisiana	ESPN2	W, 56-10
22	at Kentucky	ESPN2	L, 28-7
29	Florida	ESPN	L, 13-6

Oct.	Opponent	TV	Time
6	#8/9 Auburn	ESPN2	W, 23-9
20	at #5/5 LSU	ESPN	L, 19-3
27	#16/17 Texas A&M	ESPN	W, 28-13

Nov.	Opponent	TV	Time
3	Louisiana Tech (HC)	SECN	W, 45-3
10	at #1/1 Alabama	CBS	L, 24-0
17	Arkansas	ESPN	W, 52-6
22	at Ole Miss	ESPN	W, 35-3

Jan.	Opponent	TV	Time
	Outback Bowl		
1	vs. Iowa	ESPN2	12 p.m.

COACHING STAFF

ON THE SIDELINE (YEAR AT MSU)

Joe Moorhead, head coach (1st)
 Brian Baker, defensive line (3rd)
 Terrell Buckley, cornerbacks (3rd)
 Luke Getsy, offensive coordinator/WRs (1st)
 Charles Huff, assistant HC/run game coord/RBs (1st)
 Marcus Johnson, offensive line (1st)
 Joey Jones, special teams coordinator (1st)
 Tem Lukabu, linebackers (1st)

IN THE BOOTH (YEAR AT MSU)

Andrew Breiner, pass game coordinator/QBs (1st)
 Bob Shoop, defensive coordinator/safeties (1st)

ON THE AIR

ESPN2

Mark Jones, play-by-play
 Dusty Dvoracek, analyst
 Molly McGrath, reporter



MSU SPORTS RADIO NETWORK

Neil Price, play-by-play
 Matt Wyatt, analyst
 Jay Perry, sideline



SATELLITE RADIO

Sirius: 82, XM: 82



THE MATCHUP

MISSISSIPPI STATE BULLDOGS

Record: 8-4 (4-4 SEC)

Ranking: No. 18 CFB Playoff | No. 18 AP Top 25 | No. 18 Amway Coaches

Streak: W2

Head Coach: Joe Moorhead (Fordham, 1996)

Career Record: 46-17 (5th season)

Record at Mississippi State: 8-4 (1st season)



VS

IOWA HAWKEYES

Record: 8-4 (5-4 Big Ten)

Ranking: NR CFB Playoff | RV AP Top 25 | RV Amway Coaches

Streak: W2

Head Coach: Kirk Ferentz (Connecticut, 1978)

Career Record: 163-122 (23rd season)

Record at Iowa: 151-101 (20th season)



STORYLINES

NO. 18 MSU TO FACE IOWA IN OUTBACK BOWL ON NEW YEAR'S DAY

After an eight-win regular season and its highest College Football Playoff rankings finish since 2014, 18th-ranked MSU will make its school-record ninth consecutive bowl appearance when it takes on Iowa in the Outback Bowl on New Year's Day at Raymond James Stadium, home of the Tampa Bay Buccaneers.

- MSU was the sixth-highest ranked SEC team in the final College Football Playoff rankings. It represented the Bulldogs' highest finish in the CFP rankings since it was No. 7 in 2014.
- **Joe Moorhead** is just the second Bulldog head coach to lead his squad to a bowl in his first season, joining Jackie Sherrill, who guided MSU to the 1991 Liberty Bowl. Moorhead's eight wins are the most by a first-year Bulldog head coach since College Football Hall of Famer Allyn McKeen went 8-2 in 1939.
- All four of MSU's losses occurred to teams in the final top 15 of the CFP, including three on the road. All eight of the Bulldogs' victories were by double-digits, including a 28-13 win over current No. 19 Texas A&M.
- This is State's 22nd all-time bowl appearance. The Bulldogs are 13-8 all-time in bowl games.
- MSU is vying for its fourth nine-win season in the past five years and just the 10th nine-win season in the 119-year history of the program. The 2018 senior class owns a 32-19 record, which puts them in a tie for fifth in MSU history among senior classes. One more win would tie them for fourth place. This senior class has reached a bowl game every year of their careers and has produced multiple nine-win seasons.
- This is MSU's eighth all-time bowl appearance in the state of Florida (4-3) and fifth bowl in the Sunshine State in the past six years (third straight). The Bulldogs defeated Louisville, 31-27, in the 2017 TaxSlayer Bowl on Dec. 30 at Everbank Field in Jacksonville last season for its third-straight bowl win.
- MSU is one of five SEC teams who have been to a bowl every season this decade (Alabama, Georgia, LSU and Texas A&M the others). MSU's streak of nine straight bowls is currently the fifth-longest in the SEC.
- In his first year at MSU, Broyles Award finalist DC **Bob Shoop** directed arguably the best defensive unit in college football during the 2018 regular season. His unit is ranked No. 1 in the FBS in scoring defense (12.0), fewest touchdowns allowed (12), pass efficiency defense (97.26), red-zone touchdown percentage (25.0) and fewest 50+ yard plays allowed (0) and is second in yards per play allowed (4.14).
- Shoop's squad is the only defense in college football that ranks in the top 10 nationally in scoring defense (1st - 12.0), rushing defense (9th - 104.25), passing defense (6th - 164.2) and total defense (3rd - 268.4).
- State held seven of its FBS opponents to their lowest point total of the year, including current No. 1 Alabama (24), No. 10 Florida (13) and No. 19 Texas A&M (13).

BY THE NUMBERS

99

Career total touchdowns responsible for by senior QB **Nick Fitzgerald**, two shy of tying for sixth all-time in SEC history

9

Games MSU has allowed fewer than 14 points this season, which are the most in the FBS.

4

Bulldogs who earned All-America honors in 2018 (**S Johnathan Abram**, **C Elgton Jenkins**, **DE Montez Sweat**, **DT Jeffery Simmons**), the most since 2000

96

TFLs by MSU this season, which led the SEC during the regular season and are two shy of matching the single-season school record of 98 set in 2015

22

MSU graduates who will play in the Outback Bowl

12

Touchdowns allowed by the Bulldogs this season, which are the fewest in the FBS



OUTBACK BOWL MEDIA SERVICES



MSU Communications Staff

Three members of the MSU Communications staff will be in Tampa beginning Dec. 26 for your media service needs.



Bill Martin



Brandon Langlois



Taylor Shirey

Bill Martin, Associate Athletic Director/Communications

Email: BMartin@athletics.msstate.edu

Office: (662) 325-0967 • Cell: (662) 418-3821 • Twitter: @MSUBillMartin

Brandon Langlois, Associate Director/Communications

Email: BLanglois@athletics.msstate.edu

Office: (662) 325-0093 • Cell: (601) 405-5650 • Twitter: @BMLanglois

Taylor Shirey, Assistant Director/Communications

Email: TShirey@athletics.msstate.edu

Office: (662) 325-8040 • Cell: (256) 899-6482 • Twitter: @taylor_shirey14

Outback Bowl Media Contact

Mike Schulze serves as the Director of Communications at the Outback Bowl. He can be reached at mike@outbackbowl.com or (813) 874-2695.

Team Hotel

The team will be headquartered at the Grand Hyatt Tampa Bay on 2900 Bayport Drive from Dec. 26-Jan. 1. It is approximately five miles from Raymond James Stadium and six miles from the practice site.

Team Practices

There will be 20-minute segments of practice open to the media on Friday, Dec. 28 and Saturday, Dec. 29. Video and photography are permitted during the open portions. Practices on Thursday, Dec. 27; Sunday, Dec. 30 and Monday, Dec. 31 are CLOSED to the media. All practices will be held at Tampa Jesuit High School on 4701 North Himes Avenue, which is approximately one mile from Raymond James Stadium. **All practices are CLOSED to the general public.**

Post Practice Interviews

Media interviews will be conducted on the field at Tampa Jesuit High School following practices on Thursday, Dec. 27 and Friday, Dec. 28. Please email Bill Martin, Brandon Langlois and Taylor Shirey your player and assistant coach requests. See the calendar below for a complete schedule.

Press Conference

The Outback Bowl will hold a press conference featuring both head coaches, including Joe Moorhead, at noon ET on Saturday, Dec. 29 in the ballroom of the Holiday Inn Westshore on 700 North Westshore Blvd. Lunch will be available for attending media beginning at 11:30 a.m.

Schedule (All times local and subject to change)

Wednesday, December 26

12:45 p.m. – Buses depart from Seal Complex to Golden Triangle Regional Airport
1:45 p.m. – Depart on charter flight for Tampa International Airport
4:45 p.m. – Arrive at Tampa International Airport
5:25 p.m. – Arrive at Grand Hyatt Tampa Bay
No interview availability, photo/video opportunity only upon hotel arrival

Thursday, December 27

11:30 a.m. – Team practice at Tampa Jesuit High School
(CLOSED to media)
1:15 p.m. – Post practice interviews on field at Tampa Jesuit High School
(head coach Joe Moorhead, requested offensive assistant coaches, offensive players)

Friday, December 28

11 a.m. – Team Practice at Tampa Jesuit High School
(20 minutes open to the media)
1:15 p.m. – Post practice interviews on field at Tampa Jesuit High School
(defensive coordinator Bob Shoop, requested defensive assistant coaches, defensive players)
2-3 p.m. – Team visits children's wing of Tampa General Hospital
photo opportunity only
6 p.m. – Team at Splitsville at Sparkman Wharf in downtown Tampa
photo/video opportunity only

Saturday, December 29

9:30 a.m. – Team Practice at Tampa Jesuit High School
(20 minutes open to the media)
12 p.m. – Outback Bowl Head Coaches Press Conference in ballroom of Holiday Inn Westshore Hotel (head coach Joe Moorhead only, no players)
3 p.m. – Team at Busch Gardens
to request access please contact Mike Schulze at the bowl
photo/video/interview opportunity with select players

Sunday, December 30

10:30 a.m. – Team Practice at Tampa Jesuit High School
(CLOSED to media)
No interview availability post practice
1:15 p.m. – Team at Clearwater Beach Hilton
photo/video/interview opportunity with select players

Monday, December 31

TBD – Team Walk Through (CLOSED to media)
no interview availability

Tuesday, January 1

9:30 a.m. – Team departs for Raymond James Stadium
9:40 a.m. – Team arrives at Raymond James Stadium
12 p.m. – Outback Bowl kickoff: #18 Mississippi State vs. Iowa

Postgame:

- Press Conference – head coach Joe Moorhead press conference in interview room in Tunnel D.
- Select MSU players will be available in the interview area in Tunnel D.
- MSU locker room will be CLOSED to media.



OUTBACK BOWL DEPTH CHART




OFFENSE

			Ht.	Wt.	Cl.-Exp.	Notable
WR (X)	1	Stephen Guidry	6-4	190	Jr.-JC	Team leader in receiving yards (389) ... 3rd on team in receptions (18) ... 1 100-yd rec. game (130 vs. A&M)
	3	Devonta Jason	6-3	220	Fr.-HS	Nicknamed "Whop", NOLA native ... Played in all 12 gms w/2 rec. for 42 yds ... Had 17-yd catch vs. LA Tech
WR (H)	2	Dedrick Thomas	5-9	190	Jr.-2L	7 career TDs ... Started last 7 games ... 2018: 17 rec, 240 yds, 2 TD ... TDs came against LA Tech and last game vs. OM
	85	Austin Williams	6-3	205	RFr.-RS	Breakout game vs. Arkansas with 2 TD catches, 52 yds ... 1st MSU Fr. WR with 2 TD rec. since 2015
WR (Z)	23	Keith Mixon	5-8	185	Jr.-2L	Nicknamed "Pocket Rocket" ... Career: 47 rec, 640 yds, 4 TD ... Caught 2 passes for 19 yds last game vs. Ole Miss
	87	Osirus Mitchell	6-5	210	So.-1L	Team leader in catches (24) and TD (4) ... 1 career 100-yd receiving game (114 vs. Stephen F. Austin)
	86	Jesse Jackson	6-2	215	Sr.-3L	Started last 7 games ... 5th-year senior ... Made first career TD catch vs. LA Tech (10 yds) ... 2 rec, 31 yds last game vs. OM
	9	Malik Dear	5-9	225	Jr.-2L	Missed '17 season due to injury ... Sustained torn ACL in left knee during '17 spring ... 2018: 1 catch, 12 yds
LT	55	Greg Eiland	6-8	335	So.-1L	16 career starts ... Graded out at 92% with 2 knockdowns at KState ... Replaced NFL starter Martinus Rankin in '18
	78	Tyre Phillips	6-5	340	Jr.-RS	Redshirted in '17 ... Seen significant action at LT so far in 12 gms ... Saw most significant action of career vs. LA Tech
LG	73	Darryl Williams	6-2	310	Jr.-1L	Played in 31 career gms with 24 starts ... PFF National Team of Week (vs. LA Wk 3) ... 71.2 run block grade is 5th in SEC
	75	Michael Story	6-4	310	Jr.-2L	Started Auburn game in place of Williams ... Played in 8 games in 2018 ... 22 career games played, 3 career starts
C	74	Elgton Jenkins	6-4	310	Sr.-3L	1st Team All-American (The Athletic) ... Owns starts at C (24), LT (5), LG (2), RT (1) ... No. 1 NFL center prospect by Mel Kiper
	73	Darryl Williams	6-2	310	Jr.-1L	Played in 31 career gms with 24 starts ... PFF National Team of Week (vs. LA Wk 3) ... 71.2 run block grade is 5th in SEC
RG	61	Deion Calhoun	6-3	320	Sr.-3L	Owns most starts on OL with 35 ... 2018 Second-Team All-SEC (Coaches) ... SEC Off. Lineman of Week vs. Ark
	56	Dareuan Parker	6-4	325	So.-1L	24 career games played ... Sees time on FG/PAT and could also play at RG ... 2018: 2 snaps vs. LA Tech w/0 pressures
RT	51	Stewart Reese	6-5	340	So.-1L	24 straight starts at RT ... Aspiring doctor ... Two-time SEC Honor Roll ... Fort Pierce, Fla. native
	70	Tommy Champion	6-5	315	Jr.-RS	Redshirted in '17 ... Spent Fr., So. seasons at Copiah-Lincoln CC ... Most significant action of season vs. LA Tech
TE	81	Justin Johnson	6-3	245	Sr.-3L	Has a catch in 13 of last 17 games ... Leading receiver vs. Arkansas (3 rec, 59 yds, 1 TD) ... 2018: 15 rec, 233 yds, 1 TD
	82	Farrod Green	6-4	240	Jr.-2L	Leading receiver vs. Auburn Wk 6 with 2 catches, 23 yds ... 2018: 10 rec, 74 yds, 0 TD
	84	Dontea Jones	6-4	250	So.-1L	Caught 1st TD pass in '18 opener (a 17-yard one-handed catch vs. SFA) ... 2018: 4 rec, 66 yds, 1 TD
RB	8	Kylin Hill	5-11	215	So.-1L	Averages 69.1 rushing, 85.5 all-purpose ... SEC Off. POW Wk 2 at KState ... 3 100-yd rush games ... 120 AP yd, 1 TD vs. OM
	26	Aeris Williams	6-1	215	Sr.-3L	Nicknamed "A-Train" ... 8 100-yd rush games, 2 this season ... 16 career rush TDs ... 2018: 79 rush, 502 yds, 3 TD, 45.6 rush ypg
	21	Nick Gibson	5-11	215	Jr.-2L	Played 8 games in 2018 ... 2018: 26 rush, 193 yds, 1 TD ... TD came vs. Arkansas ... 3 rush, 16 yds last game vs. OM
	28	Dontavian Lee	6-1	230	Sr.-3L	Nicknamed "D-Lee" ... Seen time in 47 games ... 2018: 19 rush, 82 yds, 1 TD ... Lone TD in 2018 was in opener
QB	7	Nick Fitzgerald	6-5	230	Sr.-3L	5th yr Sr., 3rd yr as starter ... Owns 12 school records ... 20 100-yd rush gms - most SEC history ... 239.4 total off. per game
	10	Keytaon Thompson	6-4	225	So.-1L	Matched school, SEC single-game records in TDs responsible (7) in '18 opener (5 pass/2 rush) ... 10 TD resp. in 2018
	14	Jalen Mayden	6-2	220	Fr.-HS	Played in 3 games (SFA, LA, LT) ... 4-star prospect by ESPN ... Lefty QB who last played in 4Q vs. LA Tech
	-or- 17	Logan Burnett	6-2	200	So.-SQ	Walk-on who's seen playing time in two games ... 1 completion for 25 yds in '18 opener ... Saw time in last drive vs. LA Wk 3

DEFENSE

			Ht.	Wt.	Cl.-Exp.	Notable
DE	9	Montez Sweat	6-6	245	Sr.-1L	FWAA 1st Team All-American ... 5x SEC Def. Lineman of Week (2x in 2018 AU, KSt) ... No. 2 in SEC in sacks, No. 6 FBS (11.0)
	5	Chauncey Rivers	6-3	275	Jr.-RS	2018: 22 tackles, 6.5 TFL, 2 sacks ... Played Fr. season at UGA ... At least 0.5 TFL in each of last 3 games
	43	Fletcher Adams	6-2	265	Jr.-2L	Played in all 12 games, collected 18 tackles, 2 TFL, 1 sack, 1 QBH ... Made a tackle in 10 of 12 games
DT	95	Braxton Hoyett	6-3	310	Sr.-2L	5th year senior ... 20 starts ... 58 career tackles, 7.5 TFL, 1.5 sacks ... 2018: 18 tackles, 2.5 TFL, 1 sack
	34	Cory Thomas	6-5	310	Sr.-3L	Started 7 career games ... 2018: 11 games, 12 tackles, 1.5 TFL, 1 sack ... 1 tackle last game vs. Ole Miss
	90	Grant Harris	6-3	290	Sr.-1L	Veteran who's played in 36 career games ... Made first career start vs. Ark ... 2018: 11 tackles, 0.5 for loss ... 2 tackles vs. OM
NG	94	Jeffery Simmons	6-4	300	Jr.-2L	All-American ... No. 2 SEC DLinemen in tackles (59) ... 14.5 TFL in 2018 ... SEC DLinemen of Week vs. OM (2 TFL, 1 sack)
	96	Tre Brown	6-4	315	Sr.-1L	2018: played in 12 gms, 5 tackles, including 1 vs. A&M ... 25 career games played ... Started on Senior Day
	97	Lee Autry	6-2	310	Jr.-2L	Debut season, 11 tackles in 2018 ... First career start vs. A&M and had 2 tackles ... 2018: 11 tackles
DE	4	Gerri Green	6-4	255	Sr.-3L	Captain and Wuerffel Trophy nominee ... 160 TT in career ... 26 career starts ... 2018: 30 tackles, 6.5 TFL, 3.5 sacks
	52	Kobe Jones	6-4	270	So.-1L	Starkville native ... 2018: 21 tackles, 6 TFL, 1 fumble recovery ... At least 1 tackle in every game ... 1 TFL last game vs. Ole Miss
WLB	10	Leo Lewis	6-2	240	Jr.-2L	34 career starts ... Huge game Wk 3 vs. LA with 8 tackles, 1.5 TFL ... 6th on team in tackles in 2018 (45), 3 TFL
	6	Willie Gay Jr.	6-2	235	So.-1L	Starkville native ... 2018: 44 tackles, 5 TFL, 4.5 sacks, 5 QBH ... Huge game at Bama: game-high 9 tackles, 2 sacks, 1 INT
MLB	40	Erroll Thompson	6-1	250	So.-1L	2nd Team All-SEC (AP) ... 15 straight starts ... 2nd on team in tackles (84) ... 8.5 TFL, including 4.5 TFL in last 2 games
	50	Tim Washington	6-3	230	Jr.-2L	Career game Wk 3 vs. LA with game-high 9 tackles, 1 TFL ... 37 career games played ... 2018: 21 tackles, 1.5 TFL
SLB	6	Willie Gay Jr.	6-2	235	So.-1L	Starkville native ... 2018: 44 tackles, 5 TFL, 4.5 sacks, 5 QBH ... Huge game at Bama: game-high 9 tackles, 2 sacks, 1 INT
	50	Tim Washington	6-3	230	Jr.-2L	Career game Wk 3 vs. LA with game-high 9 tackles, 1 TFL ... 37 career games played ... 2018: 21 tackles, 1.5 TFL
CB	2	Jamal Peters	6-2	220	Sr.-3L	45 games played (15 starts) ... 3 career INT (1 for TD) ... 98 career TT (3.5 TFL) ... 2018: 32 tackles, 4 PBU ... E/W Shrine Game
	24	Chris Rayford	6-0	200	Sr.-1L	5th-year senior ... 11 career starts (2 in 2018) ... 2018: 10 tackles, 4 PBU, 1 FF, 1 FR
FS	41	Mark McLaurin	6-2	215	Sr.-3L	3rd on team in tackles in 2018 (73) ... 8 career INTs ... 10 tackles in games vs. Auburn, LSU ... 4 PBU in 2018
	29	C.J. Morgan	6-0	200	So.-1L	Played in 22 career games and started last 3 games ... 2018: 16 tackles, 2 INT (vs. SFA and Arkansas)
SS	38	Johnathan Abram	6-0	215	Sr.-1L	2nd Team All-American ... Team leader in tackles (93) with 7.5 TFL, 2 INT in 2018 ... 5.5 TFL in last 3 games combined
	19	Stephen Adegoke	6-0	210	Sr.-SQ	Former walk-on who earned scholarship in summer ... Played in all 12 games ... First career INT vs. LA Tech
STAR	11	Jaquarius Landrews	6-0	190	Jr.-RS	Career game vs. A&M w/7 tackles, 2 sacks, 2 TFL, 3 PBU ... DNP Bama, Ark, OM (lower body inj) ... 2018: 21 tackles
	7	Marcus Murphy	6-1	195	Fr.-HS	Early enrollee ... 4-star ATH from nearby West Point HS ... Played in 11 games w/7 tackles ... 2 tackles vs. LA Tech
CB	3	Cameron Dantzler	6-2	175	So.-1L	2nd Team All-SEC (AP) ... No. 7 in SEC in PBU in 2018 (9) ... No. 11 in SEC in INTs in 2018 (2) ... 1 INT at LSU
	8	Maurice Smitherman	5-10	190	Jr.-2L	Played in all 12 games and has 23 tackles, 1 FF, 1 INT ... INT came last game at Ole Miss ... 2 tackles in each last 3 games

SPECIAL TEAMS

			Ht.	Wt.	Cl.-Exp.	Notable
PK	47	Jace Christmann	6-0	200	So.-1L	Walk-on, Fr All-American in '17 ... Career: 21-27 on FGs, 82 of 82 on PATs ... Career long FG is 47 yds ... 2018: 9-13 FG
	26	Jordan Lawless	6-0	190	So.-RS	Redshirted in '17 after one season at Tyler JC ... 6-6 on PATs this year (3-3 vs. SFA, Ark) ... Played 2 games
KO	48	Scott Goodman	5-10	200	Fr.-HS	61.9 avg with 28 TBs ... Preferred walk-on who turned down several scholarship offers to attend MSU
P	42	Tucker Day	6-0	205	So.-SQ	First year as starting punter ... Averages 38.1 ypp with 12 I20, 2 50+ in 2018 (long of 59 at UK)
	27	Kody Schexnayder	5-10	195	Jr.-1L	Career-long punt is 52 yards ... 2018: 36.1 ypp with 1 I20, long of 47 ... Punted in 4 games in 2018 (last vs. A&M)
KR	2	Dedrick Thomas	5-9	190	Jr.-2L	Averages 20.1 yards per return for his career ... 2018: 5 returns, 17.5 avg ... Long return is 22 yds at Kentucky
	9	Malik Dear 	5-9	225	Jr.-2L	2018: 2 returns for 54 yds (27 yarder vs. LA Tech, 27 yarder at Ole Miss)
PR	23	Keith Mixon	5-8	185	Jr.-2L	Nicknamed "Pocket Rocket" ... Averages 6.0 yards per return for career ... 6.5 yards per return avg in 2018 with long 22
	-or- 2	Dedrick Thomas	5-9	190	Jr.-2L	Averages 5.8 per return in 2018, 11.6 for his career
LS	66	Joel Baldwin	6-3	230	Sr.-SQ	Recently earned scholarship ... First year as primary LS ... 14 career games played ... Recovered fumble vs. AU
H	27	Kody Schexnayder	5-10	195	Jr.-1L	Serves as backup punter and holder

🎓 - denotes Mississippi State graduate



THE MOORHEAD FILE

Hometown: Pittsburgh, Pa.
Education: Fordham University, 1996 (B.A. English)
Wife: Jennifer
Children: Donovan, Mason, Kyra
Birthday: November 2, 1973

COACHING CAREER

2017-present: Mississippi State (Head Coach)
 2016-17: Penn State (Offensive Coordinator/QBs)
 2012-15: Fordham (Head Coach)
 2011: Connecticut (Quarterbacks)
 2009-10: Connecticut (Offensive Coordinator/QBs)
 2006-08: Akron (Offensive Coordinator/QBs)
 2005: Akron (Asst. HC/Pass Game & Recruiting Coord./WRs)
 2004: Akron (WRs/Recruiting Coord./Punt Return)
 2003: Georgetown (Offensive Coordinator/QBs)
 2002: Georgetown (Pass Game Coordinator/QBs)
 2001: Georgetown (Quarterbacks)
 2000: Georgetown (Running Backs)
 1999: Pittsburgh (Graduate Assistant/Defense)
 1998: Pittsburgh (Graduate Assistant/Recruiting)

BOWL GAMES, PLAYOFF GAMES COACHED

2017: Rose Bowl (Penn State)
 2016: Big Ten Championship (Penn State)
 2015: FCS First Round (Fordham)
 2014: FCS First, Second Round (Fordham)
 2013: FCS First, Second Round (Fordham)
 2011: Fiesta Bowl (Connecticut)
 2010: PapaJohns.com Bowl (Connecticut)
 2005: Motor City Bowl (Connecticut)

BY THE NUMBERS

8

Wins by MSU in Moorhead's first season, the most victories by a first-year Bulldog head coach since 1939

2

Just the second coach in MSU history to lead the Bulldogs to a bowl game in his first season, joining Jackie Sherrill in 1991

3

Moorhead led Fordham to the 2014 Patriot League title and three straight FCS playoff appearances

1

Sports Illustrated and YAHOO'S No. 1 rising assistant in college football in 2017

JOE MOORHEAD

First Season
 @BallCoachJoeMo

33RD HEAD FOOTBALL COACH 2016 & 2017 NATIONAL OFFENSIVE COORDINATOR OF THE YEAR

Joe Moorhead, the mastermind behind Penn State's offensive juggernaut from 2016-17, was named Mississippi State's 33rd head football coach on November 29, 2017. The 45-year-old played a pivotal role in conference championships at his four previous coaching stops, including Penn State (2016), Fordham (2014), Connecticut (2010) and Akron (2005).

Moorhead's first season in Starkville was his 21st in collegiate coaching and his fifth as a head coach. In his short time in Starkville, the Pittsburgh, Pennsylvania, native has already made a marvelous impact, securing a top 20 national ranking and a New Year's Day bowl berth, forming relationships around the state of Mississippi and developing a 'good to great' attitude within the program.

The 2018 season saw Moorhead become just the second MSU head coach to win eight or more games in his debut season and the first since College Football Hall of Famer Allyn McKeen in 1939. Moorhead was also just the second coach in Bulldog history to reach a bowl game in his first season, joining Jackie Sherrill's 1991 squad. Behind one of the SEC's most potent rushing attacks and the nation's No. 1 defense, the Bulldogs defeated two top-20 teams, won four out of their last five games and qualified for a school-record ninth consecutive bowl. Moorhead's group reclaimed the historic Golden Egg trophy when MSU throttled rival Ole Miss, 35-3, on Thanksgiving night. The Bulldogs held eight of their opponents to their lowest point total of the season, including No. 1 Alabama, No. 10 Florida and No. 19 Texas A&M. Moorhead's first State team secured the program's second-highest finish ever in the College Football Playoff rankings at No. 18.

Moorhead received national acclaim during the 2016 and 2017 seasons as the offensive coordinator and quarterbacks coach on James Franklin's Penn State staff. Tabbed as Sports Illustrated and Yahoo's No. 1 rising assistant in college football in August 2017, Moorhead transformed the Nittany Lions offensively and spearheaded them to a combined 21-5 record, a 17-3 mark in Big Ten regular season play, the 2016 Big Ten Championship, two New Year's Six bowls and back-to-back Top 10 national rankings.

Explosive, balanced offenses have been a trademark of Moorhead at every stop of his career. Penn State scored at least 30 points in 21 of the 26 games he coached, and they averaged 39.4 points per game during that span.

The 2017 campaign saw the Nittany Lions rank in the Top 25 nationally in seven different offensive categories, including seventh in points per game (41.1), fifth in third conversion percentage (48.0), 14th in passing efficiency (153.6), 17th in yards per play (6.55), 19th in total offense (460.3), 23rd in

passing yards per game (290.2) and 21st in red zone conversion percentage (89.8). They also produced four 50-point games, representing the most in a Penn State season since 1994.

Moorhead's expertise was evident in the development of quarterback Trace McSorley and running back Saquon Barkley. Together they formed one of the elite backfields in all of college football. Four of Moorhead's offensive players heard their names called in the first four rounds of the 2018 NFL Draft, while two additional ones signed undrafted free agent contracts. Barkley led the way with the No. 2 overall selection, becoming the highest drafted Nittany Lion in 19 years and the highest drafted running back overall since Reggie Bush in 2006.

The 2016 season saw Moorhead earn National Offensive Coordinator of the Year honors by 247Sports, a year in which the Nittany Lions claimed their first outright Big Ten Championship in two decades and berth in the Rose Bowl. They reeled off nine straight conference victories and finished the year 11-3 highlighted by triumphs over No. 2 Ohio State and No. 6 Wisconsin.

In Moorhead's first season, Penn State shattered then-school records for total offense (6,056), passing yards (3,650) and points scored (526). The Nittany Lions improved their scoring average by a staggering 14.4 points from 2015 to 2016, which ranked fourth nationally. They racked up 30 or more points in 11 games, which was the most since the 1994 squad.

Moorhead is no stranger to building and maintaining a program as a head coach. Prior to his stint at Penn State, he posted a 38-13 record as head coach at Fordham University from 2012-15. After inheriting a program that went 1-10, he steadily built the Rams into a Football Championship Subdivision (FCS) powerhouse, leading them to their best season in program history in 2013 and the Patriot League title in 2014. They reached the FCS playoffs in three straight seasons under his watch.

During his tenure, Moorhead produced the highest ranking in program history (No. 5 in 2013), the highest final ranking in program history (No. 9 in 2013 and 2014), the first two wins over FBS schools in program history and the first two wins over Top 10 opponents in school history.

As a collegiate performer at Fordham, Moorhead was a three-year starter at quarterback and a team captain as a senior. He was a second-team All-Patriot League pick as a senior, finishing 13th nationally in total offense. He graduated with school single-season records for completions and passing yards. Following his collegiate career, Moorhead spent time in the training camp of the Milwaukee Mustangs of the Arena Football League after playing the 1996 season for the Munich Cowboys of the E.F.A.F.

MOORHEAD'S YEAR-BY-YEAR HEAD COACHING RECORD

Year	School	Overall	Conf.	Notable
2012	Fordham	6-5	0-0	Fordham first winning season since 2007
2013	Fordham	12-2	0-0	FCS Playoffs Second Round, No. 9 ranking
2014	Fordham	11-3	6-0	FCS Playoffs Second Round, No. 11 ranking
2015	Fordham	9-3	5-1	FCS Playoffs First Round, No. 19 ranking
2018	Mississippi State	8-4	4-4	Outback Bowl, No. 18 CFB Playoff ranking
TOTALS		46-17 (.730)	15-5 (.750)	

QUICK FACTS

Location	Starkville, Miss.
Founded	February 28, 1878
Nickname	Bulldogs
Enrollment	21,884
President	Dr. Mark Keenum
Athletic Director	John Cohen
Faculty Rep	Dr. Steven Turner
Conference	Southeastern (West)
Colors	Maroon and White
Stadium	Davis Wade Stadium
	at Scott Field
Capacity	61,337
Playing Surface	Hybrid Bermuda
First Year Football	1895
Years of Football	119th
All-Time Record	563-577-39 (.494)
All-Time SEC Record	196-365-12 (.353)
All-Time Bowl Record	13-8 (.619)

MSU VS. CURRENT BIG TEN

Series Tied, 6-6-1
Bowl Series Tied, 1-1

ILLINOIS (TIED, 1-1)

11/17/1923: UI, 27-0 at Urbana, Ill.
 10/4/1980: MSU, 28-21 at Champaign, Ill.

at Champaign: MSU, 1-0
at Neutral Sites: UI, 1-0

INDIANA (MSU, 3-0)

10/9/1920: IU, 24-0 at Bloomington, Ind.
 11/13/1926: IU, 19-6 at Bloomington, Ind.
 10/27/1932: IU, 19-0 at Bloomington, Ind.

at Bloomington: IU, 3-0

MARYLAND (UM, 1-0)

9/22/1979: UM, 35-14 at College Park, Md.

at College Park: UM, 1-0

MICHIGAN (MSU, 1-0)

1/1/2011: MSU, 52-14 at Jacksonville, Fla.*

at Neutral Sites: MSU, 1-0
 * 2011 Gator Bowl

MICHIGAN STATE (MICH. STATE, 2-1-1)

11/3/1928: Tie, 6-6 at East Lansing, Mich.
 11/9/1929: MICH. ST., 33-19 at Jackson, Miss.
 10/12/1946: MSU, 6-0 at East Lansing, Mich.
 10/4/1947: MICH. ST., 7-0 at East Lansing, Mich.

at East Lansing: Tied, 1-1-1
at Neutral Sites: MICH. ST., 1-0

NEBRASKA (UN, 1-0)

12/27/1980: UN, 31-17 at El Paso, Texas

at Neutral Sites: UN, 1-0

NORTHWESTERN (NW, 1-0)

1/1/2013: NW, 34-20 at Jacksonville, Fla.*

at Neutral Sites: NW, 1-0
 * 2013 Gator Bowl

THE SERIES: MISSISSIPPI STATE VS. IOWA

This is the first meeting between MSU and Iowa in football ... State is 13-8 all-time in bowl games while Iowa is 15-15-1 ... This is the first time that the Bulldogs have faced a Big Ten opponent since a 34-20 loss to Northwestern at the 2013 Gator Bowl ... The only other time MSU has played a team in the Big Ten at the time of the matchup in a bowl game was on Jan. 1, 2011 at the 2011 Gator Bowl, where State defeated Michigan 52-14 ... This will be the eighth time in MSU history that the Bulldogs will be playing in a New Year's Day bowl ... The most recent was the 2013 Gator Bowl ... State's first New Year's Day bowl appearance was at the 1937 Orange Bowl, where the Bulldogs fell to Duquesne, 13-12 ... Of its 31 bowl appearances, Iowa has played SEC teams 10 times, and eight of those have come since 2003 ... The Hawkeyes are 5-5 in those games but have lost their last three, most recently to Florida in the 2016 Outback Bowl, 30-3.

STATISTICAL BREAKDOWN

Category	MSU	Iowa	Conference (NCAA) Ranks	
			MSU	Iowa
Scoring Offense:	29.1	31.5	9 (64)	5 (46)
Total Offense:	402.0	389.7	8 (65)	9 (76)
Rushing Offense:	226.4	162.0	2 (20)	9 (77)
Passing Offense:	175.6	227.7	13 (111)	6 (67)
Scoring Defense:	12.0	17.4	1 (1)	1 (11)
Total Defense:	268.4	289.6	1 (3)	2 (7)
Pass Defense:	164.2	186.8	1 (6)	4 (24)
Rushing Defense:	104.3	102.8	2 (9)	2 (7)
Kickoff Return Avg.:	21.21	26.8	8 (52)	1 (5)
Punt Return Avg.:	5.94	10.81	12 (102)	2 (41)
Time of Possession:	30:48	33:03	4 (38)	2 (14)
3rd Down Conv. Pct.:	42.9	45.6	5 (36)	3 (21)
Opp. 3rd-D Conv. Pct:	27.7	34.8	1 (5)	5 (30)
TO Margin:	0.67	0.67	3 (17)	2 (17)
Net Punting:	36.78	35.88	11 (84)	11 (99)
Fumbles Recovered:	6	6	11 (93)	9 (93)
Passes Intercepted:	12	18	3 (34)	1 (3)
Fumbles Lost:	2	6	1 (1)	3 (22)
Turnovers Gained:	18	24	6 (68)	2 (13)
Turnovers Lost:	10	16	1 (3)	3 (33)
Passing Efficiency:	131.03	135.2	12 (76)	5 (59)
Pass Efficiency Defense:	97.27	115.58	1 (1)	4 (24)
Fewest Penalties:	75	61	8 (67)	4 (26)
Fewest Yards Penalized:	658	539	9 (68)	4 (24)
Sacks/game:	3.00	2.83	2 (11)	3 (21)
Tackles For Loss/game	8.00	5.5	1 (6)	8 (83)
First Downs:	240	250	12 (89)	9 (70)
Red Zone Offense:	89.7	84.9	1 (18)	8 (57)
Red Zone Defense:	71.9	80.8	2 (4)	4 (42)

NOTEBOOK

MORE NOTABLES

- Yes, cowbells will be permitted at Raymond James Stadium.
- A win would give MSU consecutive nine-win seasons for only the second time in program history (2014, 2015).
- Seniors **C Elgton Jenkins**, **S Johnathan Abram** and DE **Montez Sweat** received official invites to the Senior Bowl. Jenkins will be the sixth MSU offensive lineman since 2011 to play in the game, joining Derek Sherrod (2011), Gabe Jackson (2014), Blaine Clausell (2015), Dillon Day (2015), Justin Senior (2017).
- MSU's team captains are seniors QB **Nick Fitzgerald** and DE **Gerri Green**.
- State's leading tackler this season is All-American S **Johnathan Abram**, who ranks eighth in the SEC with 93 (49 solo). He had 31 tackles in the month of November.
- LB **Erroll Thompson** has been solid this season, especially with 47 tackles over the last six games.
- CB **Cameron Dantzler** is tied for eighth in the SEC in passes defended with 11 (9 PBU, 2 INT).
- The Bulldogs' 63 plays of 20+ yards from scrimmage are the fifth-most in the SEC and 11 more than their 2017 season total of 52.
- MSU and Alabama are the only teams in the SEC with multiple plays of 80+ yards from scrimmage.
- K **Jace Christmann** has connected on all 82 career PAT attempts across two seasons.
- State is 8-0 this season when logging 300+ yards of total offense.
- MSU is 17-3 since 2016 when QB **Nick Fitzgerald** rushes for 100+ yards.
- The Bulldogs are 7-0 in 2018 when they score 24+ points.
- State is 7-0 this season when it converts 45+ percent of its attempts on third down.
- MSU has allowed fewer than 100 yards rushing six times this season and is 6-0 in those games.
- RB **Kylin Hill** is tied for the SEC lead in touchdown receptions among running backs (3).
- QB **Nick Fitzgerald** leads the team in 10+ yard plays (32) and 20+ yard plays (13).

CAREER 100-YARD RUSH GAMES

Nick Fitzgerald, Sr., QB (20*, 6 in 2018)

258, at Ole Miss, 2016
195, vs. Auburn, 2018
195, South Carolina, 2016
182, Texas A&M, 2016
159, at Kansas State, 2018
135, UMass, 2017
132, Miami (Ohio), St. Petersburg Bowl, 2016
131, Arkansas, 2016
131, LSU, 2018
119, Samford, 2016
117, Ole Miss, 2018
115, Kentucky, 2017
111, at Louisiana Tech, 2017
110, at UMass, 2016
107, vs. Louisiana Tech, 2018
107, Louisiana, 2018
107, at Kentucky, 2016
105, at Texas A&M, 2017
103, BYU, 2017
101, Arkansas, 2017

* - denotes school record by a QB and most in SEC history

Kylin Hill, So., RB (3, 3 in 2018)

211, at Kansas State, 2018
126, Auburn, 2018
108, at Ole Miss, 2018

Keytaon Thompson, So., QB (2, 1 in 2018)

121, Ole Miss, 2017
147, Louisville, 2017
109, Stephen F. Austin, 2018

Aeris Williams, Sr., RB (8, 2 in 2018)

191, at Ole Miss, 2016
146, LSU, 2017
140, Texas A&M, 2016
104, Arkansas, 2018
101, Louisiana, 2018
114, BYU, 2017
114, UMass, 2017
107, at Louisiana Tech, 2017

CAREER 300-YARD PASS GAMES

Nick Fitzgerald, Sr., QB (3, 0 in 2017)

417, Samford, 2016
328, Arkansas, 2016
305, at UMass, 2016

Keytaon Thompson, So., QB (1, 1 in 2018)

364, Stephen F. Austin, 2018

CAREER 100-YARD REC. GAMES

Stephen Guidry, Jr., WR (1, 1 in 2018)

130, Texas A&M, 2018

Osirus Mitchell, So., WR (1, 1 in 2018)

114, Stephen F. Austin, 2018

- MSU has allowed the second-fewest passing first downs in the SEC (91).
- WR **Austin Williams** caught two touchdowns against Arkansas, tying the individual game high among MSU players in 2018 joining WR **Osirus Mitchell** who had two receiving TDs in the season opener.
- MSU quarterbacks threw five TD passes against Arkansas on Nov. 17, its most since the season opener.
- The Bulldogs have recorded 13 sacks across their last three games.
- State sacked Arkansas five times, the most in a single game this season.
- WR **Stephen Guidry** leads the team in catches resulting in a first down or TD with 14 (3 TD).
- State's 18 turnovers forced rank tied for sixth in the SEC.
- MSU's +8 turnover margin ranks tied for third in the SEC.
- State's last two opponents, Ole Miss (37) and Arkansas (69) combined for just 106 rushing yards.
- MSU has allowed only 36 plays of 20+ yards from scrimmage, which ranks eighth in the FBS.
- The Bulldogs are tied for second in the FBS in fewest 30+ yard plays allowed from scrimmage (10).
- State is the only team in college football in 2018 that hasn't allowed a play of 50+ yards from scrimmage.

MOORHEAD VS. IOWA

Head coach **Joe Moorhead** faced Iowa in 2016 and 2017 as Penn State's offensive coordinator. Penn State won both games (41-14 in 2016 and 21-19 in 2017) and Moorhead's offense piled up 1,178 yards. In 2017, the Hawkeyes nearly pulled off the upset at home, but the Nittany Lions escaped Kinnick Stadium with a win. Down four, facing fourth-and-goal from the 7-yard line with four seconds remaining, Penn State quarterback Trace McSorley zipped a pass over the middle to wide receiver Juwan Johnson on a crossing route in the back of the end zone, clinching the win.

FIRST GAME IN TAMPA SINCE 1968

The Outback Bowl will mark MSU's first game in Tampa, Florida, since a 24-17 loss to Tampa on Oct. 26, 1968; however, in 2016, the Bulldogs played Miami (Ohio) in the St. Petersburg Bowl at Tropicana Field in St. Petersburg, Florida. Nick Fitzgerald rushed for 142 yards and two touchdowns and the Bulldogs held off the RedHawks 17-6 with help from a blocked field goal by Nelson Adams in the closing seconds.

BOWL WINS BY SEC TEAMS SINCE 2015

MSU's three bowl wins since 2015 are tied with Georgia for the second-most in the SEC during that span.

Team	Bowl Wins
Alabama*	5
Mississippi State	3
Georgia*	3
LSU	2
Tennessee	2
Arkansas	1
Auburn	1
Florida	1
Ole Miss	1
South Carolina	1
Kentucky	0
Missouri	0
Texas A&M	0
Vanderbilt	0

* - includes wins in College Football Playoff semifinal + final games

FLORIDA BULLDOGS

A total of eight Bulldogs hail from the Sunshine state, including redshirt freshman LS **Raymond Freeman** (Cantonment), redshirt freshman LB **Tyler Dunning** (Fort Lauderdale), starting sophomore right OT **Stewart Reese** (Fort Pierce), junior LB **Sh'mar Kilby-Lane** (Hollywood), sophomore DB **Korey Charles** (Miami), freshman RB **Robert Rivers** (Ocala), sophomore LB **Cameron Miller** (Odessa), sophomore WR **Osirus Mitchell** (Sarasota).

SENIOR CLASS LOOKING FOR 33RD VICTORY

The victory against Ole Miss in Oxford was the 2018 senior class' 32nd and they are the 10th MSU senior class to reach the 30-win mark. The 2018 class is now tied for fifth in senior class victories, one shy of tying the 2000 squad for fourth all-time. They could tie it with a win in the Outback Bowl on Jan. 1. A win also would make them the first senior class in school history to produce three or more nine-win seasons in a career. They own six victories over top 25 teams.

The seniors include: S **Johnathan Abram**, S **Stephen Adegoke**, SNP **Joel Baldwin**, DT **Tre Brown**, OL **Deion Calhoun**, QB **Nick Fitzgerald**, DE **Gerri Green**, DT **Grant Harris**, DT **Braxton Hoyett**, WR **Jesse Jackson**, C **Elgton Jenkins**, TE **Justin Johnson**, RB **Dontavian Lee**, S **Mark McLaurin**, CB **Jamal Peters**, CB **Chris Rayford**, OL **Marlon Reese**, DE **Montez Sweat**, DT **Cory Thomas** and RB **Aeris Williams**.

30-Win MSU Senior Classes

1942: 34-5-2

2015: 34-15

2017: 34-17

2000: 33-15

2018: 32-19

2014: 32-21

2013: 31-19

2016: 31-20

1941: 30-9-2

1999: 30-17

PLAYING IN AN NFL STADIUM FOR NINTH STRAIGHT YEAR

MSU will be playing at least one game in an NFL stadium for the ninth straight year when it takes the field Jan. 1 at Raymond James Stadium against Iowa. Since 2010, the Bulldogs have played at EverBank Field in Jacksonville (three times), Nissan Stadium in Nashville (once), NRG Stadium in Houston (once), Bank of America Stadium in Charlotte (once), Gillette Stadium in Foxborough (once) and Sun Life Stadium in Miami (once). State is 5-3 in those games since 2010.

Date	Stadium (NFL team)	Opponent	Result
1/1/2019	Raymond-James Stadium (Buccaneers)	Iowa	---
12/30/2017	EverBank Field (Jaguars)	Louisville	W, 31-27
9/24/2016	Gillette Stadium (Patriots)	UMass	W, 47-35
12/30/2015	Bank of America Stadium (Panthers)	NC State	W, 51-28
12/31/2014	Sun Life Stadium (Dolphins)	Georgia Tech	L, 49-34
8/31/2013	NRG Stadium (Texans)	Oklahoma State	L, 21-3
1/1/2013	EverBank Field (Jaguars)	Northwestern	L, 34-20
12/30/2011	Nissan Stadium (Titans)	Wake Forest	W, 23-17
1/1/2011	EverBank Field (Jaguars)	Michigan	W, 52-14

WINS BY SEC TEAMS SINCE START OF 2014 SEASON

Playing in the difficult SEC West, the Bulldogs have won the fourth-most games in the entire SEC since the start of the 2014 season, a year MSU was ranked No. 1 in the nation. A look at the list:

Team	Wins
Alabama	66
Georgia	52
LSU	43
Mississippi State	42
Auburn	40
Florida	39
Texas A&M	39
Mississippi	35
Missouri	35
Tennessee	34
Kentucky	33
South Carolina	32
Arkansas	28
Vanderbilt	24

WELCOME BACK TO STARKVILLE, COACH TONY HUGHES

Tony Hughes, a veteran coach and heralded recruiter with three decades of experience in his home state of Mississippi, was hired as an assistant football coach on Dec. 12, 2018. Hughes returns for his second stint in Starkville, where he spent seven seasons from 2009-15 with the Bulldogs coaching safeties and as recruiting coordinator. He also served as assistant head coach for three of those seasons beginning in the spring of 2013. The longtime Mississippian recently spent the last two-plus seasons in Jackson, Mississippi, as head coach at Jackson State University. Hughes has a reputation as being one of the top recruiters in college football on an annual basis. In 2015, 247Sports.com tabbed him as one of America's top 10 recruiters after the Bulldogs hauled in one of the nation's top 16 classes. During his seven seasons at MSU, Hughes recruited and helped tutor some of the program's most storied players turned NFL stars including 2012 first-round draft pick defensive tackle Fletcher Cox – an eventual Super Bowl Champion and three-time Pro Bowl selection – as well as second-round draft selections defensive end Chris Jones and 2017 Pro Bowl defensive back Darius Slay, along with 2012 Jim Thorpe Award winner Johnthan Banks and first-team All-American Benardrick McKinney. McKinney was once a two-star high school quarterback in Tunica, Mississippi, before being drafted by the Houston Texans in 2015. Hughes also recruited Gabe Jackson, one of the elite offensive linemen in MSU history from 2010-13 and now starting right guard for the Oakland Raiders. Hughes replaces Mark Hudspeth, who was named head coach at Austin Peay on Dec. 12.

2018 HONORS

Johnathan Abram, Sr., S

Senior Bowl selection
Second-Team All-American (The Athletic, Sports Illustrated, CBS Sports, AFCA)
Second-Team All-SEC (Coaches)
SEC Defensive Player of the Week (vs. Arkansas)

Deion Calhoun, Sr., OL

Second-Team All-SEC (Coaches)
SEC Offensive Lineman of the Week (vs. Arkansas)

Cameron Dantzler, So., CB

Second-Team All-SEC (Associated Press)

Nick Fitzgerald, Sr., QB

SEC Offensive Player of the Week (vs. Auburn, vs. Texas A&M)
Davey O'Brien Great 8 Award (vs. Auburn)

Gerri Green, Sr., DE

Wuerffel Trophy Nominee
SEC Community Service Team

Kylin Hill, So., RB

PFF National Team of the Week (vs. K-State)
SEC Offensive Player of the Week (vs. K-State)

Elgton Jenkins, Sr., OL

Senior Bowl selection
Kent Hull Trophy Winner (top OL in Miss.)
First-Team All-American (The Athletic)
SEC Offensive Lineman of the Week (vs. Louisiana, vs. Ole Miss)

Jamal Peters, Sr., CB

East-West Shrine Game selection

Bob Shoop, Defensive Coordinator/Safeties

Broyles Award Finalist

Jeffery Simmons, Jr., DT

Bednarik Award Semifinalist
Conerly Trophy Winner (top player in Miss.)
Second-Team All-American (Associated Press, The Athletic)
First-Team All-SEC (Associated Press, Coaches)
SEC Defensive Lineman of the Week (vs. Ole Miss)
No. 28 on ESPN Top Players of 2018

Montez Sweat, Sr., DE

Senior Bowl selection
Bednarik Award Semifinalist
First-Team All-American (FWAA, Sporting News)
Second-Team All-American (Associated Press, Sports Illustrated, CBS Sports)
First-Team All-SEC (Associated Press, Coaches)
Bednarik National Player of the Week (vs. Auburn)
SEC Defensive Lineman of the Week (vs. K-State, vs. Auburn)
Senior Bowl Defensive Senior of the Week (vs. K-State)
No. 18 on ESPN Top Players of 2018

Erroll Thompson, So., LB

Second-Team All-SEC (Associated Press)

Darryl Williams, Jr., OL

PFF National Team of the Week (Louisiana)

BULLDOG TRENDS

	2018	Moorhead	Streak
August	0-0	0-0	L1
September	3-2	3-2	L2
October	2-1	2-1	W1
November	3-1	3-1	W2
December-January	0-0	0-0	W3

MSU's Conference Record...

at home	3-1	3-1	W3
on the road	1-3	1-3	W1

MSU's Non-Conference Record...

at home	3-0	3-0	W7
on the road	1-0	1-0	W2
neutral	0-0	0-0	W3

MSU vs. Ranked Opponents...

overall	2-2	2-2	L1
at home	2-0	2-0	W2
on the road	0-2	0-2	L8
neutral	0-0	0-0	L3
vs. Top 10	1-2	1-2	L3

MSU's Record in Games...

decided by 7 pts or less	0-1	0-1	L1
decided by 3 pts or less	0-0	0-0	L1
Road during the day	1-1	1-1	L1
Road at night	1-2	1-2	W1
Home during the day	1-0	1-0	W7
Home at night	5-1	5-1	W3

MSU's Record When Scoring...

less than 20 points	0-4	0-4	L6
20 or more points	6-0	6-0	W7
25 or more points	8-0	8-0	W9

MSU's Record When Allowing...

14 or fewer points	8-1	8-1	W5
24 or fewer points	5-3	5-3	W1
25+ points	0-1	0-1	L1

MSU's Record When...

MSU scores first	6-2	6-2	W4
Opponent scores first	2-2	2-2	L2
Leading after the 1st qtr	6-1	6-1	W4
Trailing after the 1st qtr	0-2	0-2	L3
Leading at halftime	7-1	7-1	W4
Trailing at halftime	1-2	1-2	L1
Leading after the 3rd qtr	8-0	8-0	W8
Trailing after the 3rd qtr	0-3	0-3	L3

MSU's Record With...

less than 300 yards	0-4	0-4	L8
400+ yards total offense	7-0	7-0	W8
500+ yards total offense	4-0	4-0	W4
600+ yards total offense	2-0	2-0	W5
less than 100 yards rush	0-2	0-2	L5
100+ yards rushing	8-2	8-2	W4
150+ yards rushing	7-1	7-1	W3
200+ yards rushing	7-1	7-1	W3
250+ yards rushing	6-1	6-1	W3
less than 200 yards pass	3-3	3-3	W1
300+ yards passing	1-0	1-0	W1
350+ yards passing	1-0	1-0	W6
400+ yards passing	0-0	0-0	W2
450+ yards passing	0-0	0-0	W1

MSU HAS WON 39 OF ITS LAST 44 NON-CONFERENCE GAMES

MSU enters the Outback Bowl 4-0 this season against non-conference teams and has beaten 39 of its last 44 non-conference opponents across the last eight-plus seasons. The Bulldogs head into their matchup against Iowa winners of 11 straight against non-SEC teams dating back to last year's Samford game on Oct. 29. The Bulldogs have outscored non SEC teams, 474-164 during that streak.

NATION'S BEST DEFENSE?

- Led by defensive coordinator **Bob Shoop**, MSU's defense is arguably the best in the FBS.
- Shoop's squad is the only defense in college football that ranks in the top 10 nationally in scoring defense (1st - 12.0), rushing defense (9th - 104.25), passing defense (6th - 164.2) and total defense (3rd - 268.4).
- Shoop is in his first season in Starkville on **Joe Moorhead's** staff, has coordinated units to top 25 rankings in total defense in five out of the last seven years.
- The 2014 National Defensive Coordinator of the Year, Shoop has proven to be one of the top defensive minds in the game. He has served as a defensive coordinator for 15 years, including two seasons at Tennessee (2016-17), two seasons at Penn State (2014-15) and three seasons at Vanderbilt (2011-13).

WHERE MSU'S DEFENSE RANKS IN 2018

Category	MSU	FBS Rank	SEC Rank
Scoring Defense	12.0	1st	1st
TD Allowed	12	1st	1st
Points Allowed	144	1st	1st
Rushing Defense	104.25	9th	2nd
Yards/Carry Allowed	3.04	7th	1st
Rushing TD Allowed	7	T-1st	T-1st
Passing Defense	164.2	6th	1st
Yards/Attempt Allowed	5.4	2nd	1st
Passing TD Allowed	5	1st	1st
Opponent Passer Rating	98.01	1st	1st
Total Defense	268.4	3rd	1st
Yards/Play Allowed	4.14	2nd	1st
Opp. 3rd Down Conv.	27.71	5th	1st
Opp. Red Zone TD%	25.00	1st	1st
Opp. Red Zone TD	8	1st	1st
Tackles For Loss	96.0	T-11th	2nd
Sacks	36.0	T-13th	2nd
Opponent First Downs	201	T-10th	2nd

Through 12 games, Shoop's Bulldog defense is among the best in program history:

Category	2018	Best at MSU Since
Scoring Defense	12.0	1963 (8.4 - school record)
Rushing Defense	104.25	2000 (97.5)
Passing Defense	164.2	2002 (153.9)
Total Defense	268.4	1999 (222.5)

SHOOP A BROYLES AWARD FINALIST

The leader of arguably college football's top defensive unit, defensive coordinator and safeties coach **Bob Shoop** was one of five finalists for the 2018 Broyles Award, given annually to the nation's top assistant coach. The other finalists were Alabama offensive coordinator Michael Locksley - who won the award - Army defensive coordinator Jay Bateman, Clemson co-offensive coordinator Jeff Scott and Notre Dame offensive coordinator Chip Long. Shoop became the Bulldogs' second ever Broyles Award finalist, joining former defensive coordinator and linebackers coach Joe Lee Dunn (1999).

SIMMONS WINS C SPIRE CONERLY TROPHY

One of the most dominant defensive lineman in college football, junior DT **Jeffery Simmons** was named the winner of the 23rd annual C Spire Conerly Trophy by the Mississippi Sports Hall of Fame and Museum. Simmons is the seventh MSU football student-athlete to win the award, which debuted in 1996 and is presented to the best college football player in the state of Mississippi. He is the first Bulldog to earn the honor since two-time honoree Dak Prescott (2014, 2015). Simmons was the top vote getter and winner of the fan voting segment of the 2018 C Spire Conerly Trophy. He received 13,894 votes from fans, which counted for 10 percent of the award. A panel of statewide sports media representatives decided the remaining 90 percent of the award.

JENKINS WINS 2018 KENT HULL TROPHY

C **Elgton Jenkins** was selected the 2018 recipient of the Kent Hull Trophy, which is presented annually to the state of Mississippi's most outstanding collegiate offensive lineman by the Mississippi Sports Hall of Fame. Since 2013, the Kent Hull Trophy goes to the offensive lineman that displays the traits that enable the former Mississippi State legend and trophy namesake to play in three Pro Bowls, four Super Bowls and become one of the most respected lineman and leaders in the NFL. The Clarksdale, Mississippi,

native is MSU's fourth overall winner of the award and the third straight Bulldog to take home this honor. Gabe Jackson was the inaugural recipient of the award, claiming the honor in 2013 before going on to a successful career with the Oakland Raiders. Justin Senior earned the trophy in 2016, while Martinas Rankin, who is currently in the midst of his rookie season with the Houston Texans, was crowned the 2017 Kent Hull Trophy Winner. State has now won the trophy four of its six years.

GREEN NAMED TO SEC FOOTBALL COMMUNITY SERVICE TEAM

Team captain and community service leader DE **Gerri Green** was selected as a member of the SEC Football Community Service Team. The SEC names a Community Service Team for each of its 21-league sponsored sports, looking to highlight an athlete from each school who gives back to his community through superior service efforts. One of the top edge rushers on the squad, Green has been a standout within the Starkville community throughout his time as a Bulldog and was also a nominee for the 2018 Wuerffel Trophy. Green has been involved with community outreach since his freshman season, volunteering with projects like Read Across America and other individual mentoring and tutoring projects. Recently, Green has served as a mentor with Quad County Alternative School, heading tours of the football facilities on campus.

ABRAM EARNS FIVE ALL-AMERICA HONORS

Senior S **Johnathan Abram** earned five All-America honors which included The Athletic (second team), Sports Illustrated (second team), Associated Press (third team), CBS Sports (second team) and American Football Coaches Association (second team). Abram filled the stat sheet in his final year in Starkville, recording 93 total tackles, 7.5 tackles for loss, 2.5 sacks, five pass breakups, two interceptions, one forced fumble and one fumble recovery. He also led all SEC safeties with a passer rating of 41.6 allowed over his 40 targets according to Pro Football Focus.

More on Abram's 2018 All-American Season

- Accepted invitation to the 2018 Reese's Senior Bowl
- No. 30 on ESPN's Todd McShay's top 32 players for the 2019 NFL Draft
- His 93 tackles were the most among SEC defensive backs
- Closed the regular season with at least six tackles in eight of nine games
- Had a dominant November with 31 total tackles, 6.0 tackles for loss, 1.5 sacks, one interception, a pair of pass breakups, four hurries and a forced fumble
- Earned SEC Defensive Player of the Week honors for his performance against Arkansas on Senior Day which included 12 tackles, 3.5 tackles for loss, 1.5 sacks, a forced fumble and a recovered fumble

FIVE BULLDOGS EARN ASSOCIATED PRESS ALL-SEC HONORS

Five members of MSU's defense, including three first-team selections, earned a place on the 2018 Associated Press All-SEC teams. DE **Montez Sweat**, DT **Jeffery Simmons** and S **Johnathan Abram** were all tabbed to the AP's All-SEC First Team. After earning first team honors last season, Simmons and Sweat are the first defensive line duo in Mississippi State history to win First-Team All-SEC laurels from the AP in back-to-back seasons. With its three first-team defensive selections, MSU tied for the conference lead with LSU. LB **Erroll Thompson** and CB **Cameron Dantzler** rounded out the accolades with selections to the AP's All-SEC Second Team. With five total selections MSU tied LSU for the third-most selections among the SEC, only trailing Alabama (8) and Georgia (7). It was the first time that MSU earned a total of five AP All-SEC honorees since the historic 2014 season. MSU's three first team selections were its most since the 2000 season when linebacker Mario Haggan, safety Pig Prather, cornerback Fred Smoot and offensive tackle Pork Chop Womack all took home first-team laurels from the AP. It also marked the first time since the 2000 season since MSU's defensive unit had earned three AP First-Team All-SEC accolades.

LEAGUE COACHES TABBED FOUR BULLDOGS TO ALL-SEC SQUADS

DE **Montez Sweat** and DT **Jeffery Simmons** both earned spots on the All-SEC Coaches First Team, marking the second consecutive season the duo has brought home first-team honors. They are the first defensive line teammates in MSU history to bring home back-to-back first-team laurels. S **Johnathan Abram** and OG **Deion Calhoun** rounded out MSU's accolades with spots on the All-SEC Coaches Second Team. Abram is the first MSU's safety to earn an All-SEC nod from the league's coaches since Nickoe Whitley in 2013. MSU's four overall All-SEC selections were the program's most since MSU earned a total of five honorees over the 2014 campaign.

BEST D-LINE DUO IN AMERICA SWEEPS ALL-SEC 1ST TEAM ... AGAIN

- All-Americans DE **Montez Sweat** and DT **Jeffery Simmons** form the best defensive line in America.
- For the second straight year the duo earned first-team All-SEC honors from both the AP and Coaches.
- In 25 games, the tandem has combined for 27.5 sacks ... Sweat has 21.5 and Simmons has six.
- 19 of the pair's 27.5 sacks have come against SEC competition.
- This season, the duo has combined for 28 tackles for loss.
- Simmons leads the team with 14.5 TFLs (T-4th in SEC) and Sweat is next with 13.5 (T-7th in SEC).
- They are the only two SEC defensive linemen with 12+ tackles for loss each of the last two seasons.
- MSU and Auburn are the only schools in the SEC with multiple players who've made 13.5+ TFLs in 2018.
- In the 25 games the two have played together Sweat and Simmons have combined for 55.5 tackles for loss

CAREER GAMES PLAYED/STARTS

Player	'15	'16	'17	'18	Total
Johnathan Abram	--	--	13/7	12/10	25/17
Fletcher Adams	--	11/0	13/6	12/1	36/7
Stephen Adegoke	--	--	3/0	12/0	15/0
Somon Anderson	--	--	--	2/0	2/0
Lee Autry	--	--	--	12/1	12/1
Joel Baldwin	--	--	1/0	12/0	13/0
Tre Brown	--	--	13/0	12/2	25/2
Aaron Brule	--	--	--	3/0	3/0
Logan Burnett	--	--	2/0	2/0	4/0
Deion Calhoun	13/1	9/9	13/13	12/12	47/35
Tommy Champion	--	--	--	5/0	5/0
Korey Charles	--	--	3/0	7/0	10/0
Jace Christmann	--	--	13/0	12/0	25/0
Brian Cole	--	--	--	5/4	5/4
Londyn Craft	--	--	--	2/0	2/0
Jaden Crumedy	--	--	--	2/0	2/0
Brad Cumbest	--	--	--	3/0	3/0
Cameron Dantzler	--	--	13/0	12/12	25/12
Tucker Day	--	--	3/0	12/0	15/0
Malik Dear	11/0	12/9	0/0	10/0	33/9
Taury Dixon	--	--	--	9/0	9/0
Greg Eiland	--	--	13/4	12/11	25/15
Nick Fitzgerald	8/0	13/13	12/12	11/11	44/36
Raymond Freeman	--	--	--	2/0	2/0
Esaia Furdge	--	--	--	2/0	2/0
Cameron Gardner	--	--	--	3/0	3/0
Willie Gay Jr.	--	--	12/0	12/5	24/5
Nick Gibson	--	3/0	13/1	8/0	24/1
Scott Goodman	--	--	--	12/0	12/0
Cason Grant	--	--	--	3/0	3/0
Farrod Green	--	12/8	13/13	12/0	37/21
Gerri Green	13/1	13/0	13/13	12/12	51/26
Landon Guidry	--	--	--	8/0	8/0
Stephen Guidry	--	--	--	12/5	12/5
Grant Harris	5/0	6/0	13/0	12/1	36/1
Kylin Hill	--	--	13/0	10/10	23/10
Braxton Hoyett	7/0	13/0	12/11	11/10	43/21
James Jackson	--	--	--	4/0	4/0
Jesse Jackson	12/0	13/1	13/8	12/7	50/16
Devonta Jason	--	--	--	12/0	12/0
Elgton Jenkins	11/3	12/5	13/13	12/12	48/33
R.J. Jennings	--	--	--	9/0	9/0
Kwatrivous Johnson	--	--	--	2/0	2/0
Jett Johnson	--	--	--	2/0	2/0
Justin Johnson	11/0	13/2	13/0	12/12	49/14
Dontea Jones	--	--	4/0	11/0	15/0
Kendell Jones	--	1/0	4/0	1/0	6/0
Kobe Jones	--	--	13/0	12/1	25/1
Sh'mar Kilby-Lane	--	--	--	6/0	6/0
Jaquarius Landrews	--	--	--	9/3	9/3
Dontavian Lee	10/0	13/0	12/0	12/0	47/0
Leo Lewis	--	13/13	13/11	11/9	37/33
Fabien Lovett	--	--	--	2/0	2/0
Rip Kirk	--	--	--	2/0	2/0
Jalen Mayden	--	--	--	3/0	3/0
Mark McLaurin	12/0	13/6	13/12	12/11	50/29
Cameron Miller	--	--	1/0	12/0	13/0
Blake Mitchell	--	--	3/0	4/0	7/0
Osirus Mitchell	--	--	9/0	12/12	21/12
Keith Mixon	--	13/1	8/7	10/0	31/8
C.J. Morgan	--	--	10/0	12/3	22/3
Alec Murphy	--	4/0	7/0	7/0	18/0
Marcus Murphy	--	--	--	11/0	11/0
Travis O'Connor	--	--	1/0	3/0	4/0
Aaron Odum	--	--	--	2/0	2/0
Dareau Parker	--	--	12/0	12/0	24/0
Jamal Peters	12/2	12/2	12/3	9/8	45/15
Tyre Phillips	--	--	--	12/0	12/0
Shawn Preston	--	--	--	1/0	1/0
Chris Rayford	13/0	13/3	13/6	12/2	51/11
Chris Redmon	--	--	2/0	1/0	3/0
Jaylon Reed	--	--	--	3/0	3/0
Stewart Reese	--	--	13/13	12/12	25/25
Chauncey Rivers	--	--	--	12/0	12/0
Robert Rivers	--	--	--	3/0	3/0
Devon Robinson	--	--	--	1/0	1/0
Christian Roberson	--	--	--	3/0	3/0
Kody Schexnayder	--	4/0	1/0	12/0	17/0
Joshua Short	--	--	--	1/0	1/0
Jeffery Simmons	--	12/3	13/13	12/11	37/27
Maurice Smitherman	--	10/0	13/0	12/2	35/2
Marquiss Spencer	--	12/0	13/0	4/0	29/0
Georquarius Spivey	--	--	--	3/0	3/0
Michael Story	--	8/2	6/0	8/1	22/3
Nathan Swanson	--	--	--	2/0	2/0
Montez Sweat	--	--	13/13	12/12	25/25
Cory Thomas	8/0	13/4	6/2	11/0	38/6
Dedrick Thomas	--	10/0	13/0	12/8	35/8
Erroll Thompson	--	--	13/3	12/12	25/15
Keytaon Thompson	--	--	10/1	8/1	18/2
Sherman Timbs	--	--	--	1/0	1/0
Powers Warren	--	--	--	5/0	5/0
Tim Washington	--	12/0	13/0	12/0	37/0
Nathaniel Watson	--	--	--	2/0	2/0
Evans Wilkerson	--	12/0	13/0	12/0	37/0
Aeris Williams	13/0	13/3	13/12	11/2	50/17
Austin Williams	--	--	--	12/4	12/4
Darryl Williams	--	7/0	13/13	11/11	31/24
Tyler Williams	--	--	--	8/0	8/0
Cameron Young	--	--	--	1/0	1/0

BULLDOGS IN THE NFL

Name	Pos.	Team	Year
Denico Autry	DE	Colts	5
Hunter Bradley	LS	Packers	R
Brandon Bryant #	DB	Jets	1
Teveze Calhoun #	CB	Falcons	2
Johnathan Calvin	DL	Colts	1
Blaine Clausell	OL	Cardinals	4
Logan Cooke \$	P	Jaguars	R
Fletcher Cox ^\$	DE	Eagles	7
J.T. Gray	DB	Saints	R
Gabe Jackson \$	OG	Raiders	5
Chris Jones \$	DT	Chiefs	3
Kyle Love	DT	Panthers	7
Benardrick McKinney \$	LB	Texans	4
Pernell McPhee \$	OLB	Bears	8
Dak Prescott ^\$	QB	Cowboys	3
Martinas Rankin	OL	Texans	R
Fred Ross %	WR	Panthers	1
Darius Slay ^\$	CB	Lions	6
Preston Smith \$	LB	Redskins	4
Jordan Thomas	TE	Texans	R
K.J. Wright ^\$	LB	Seahawks	8

^ - indicates Pro Bowl selection

\$ - indicates regular starter

% - indicates injured reserve

- indicates on practice squad



2018 UNIFORM COMBOS

Opponent	Helmet	Jersey	Pants
Stephen F. Austin	Maroon	Maroon	White
at Kansas State	White	White	White
Louisiana	Maroon*	Maroon	White
at Kentucky	Maroon*	White	Gray
Florida	Maroon*	Maroon	Gray
Auburn	Maroon*	Maroon	White
at LSU	White	Maroon	White
Texas A&M	Maroon*	Maroon	Maroon
Louisiana Tech	Maroon*	Maroon	White
at Alabama	White	White	White
Arkansas	Sonny Montgomery	Uniform	
at Ole Miss	White	White	Gray

* denotes "matte helmet"

(34.5 vs. SEC). Sweat has 29, while Simmons has 26.5 (Simmons has 30.0 in his career).

- Last year, for the first time in MSU history, State produced multiple first-team All-SEC defensive linemen as Simmons and Sweat were on both the coaches and Associated Press first teams. It represented just the second time since 2003 that an SEC West school had multiple first-team All-SEC defensive linemen.
- In 2017, Simmons and Sweat were an unstoppable force that combined for 27.5 tackles for loss and 15.5 sacks. Sweat, led the SEC in sacks with 10.5 in all games.

CHARTING MONTEZ SWEAT AND JEFFERY SIMMONS

Games With At Least 0.5 Sack

	2016	2017	2018	Total Games	Total Sacks
Montez Sweat	--	8	7	15	21.5
Jeffery Simmons	--	5	1	6	6.0

Games With At Least 0.5 Tackle For Loss

	2016	2017	2018	Total Games	Total TFLs
Montez Sweat	--	10	7	17	29.0
Jeffery Simmons	2	10	8	20	30.0

MSU OWN'S THE NATION'S BEST SCORING DEFENSE

- State is the nation's best at not allowing opponents to score, leading the FBS in scoring defense (12.0 ppg).
- In its 119-year history, MSU has never finished a season as the nation's leader in scoring defense.
- MSU allowed 144 total points in 12 games in 2018, the fewest in the nation.
- The Bulldogs gave up 272 points in 2017 and 413 in 2016, each were 13-game seasons.
- 144 points were an astounding 34 fewer than the nation's next best total (178 by Clemson in 13 games).
- The Bulldogs are vying to become just the third team in the last 10 years to finish a season allowing fewer than 150 points. They would join Alabama who's accomplished the feat twice (138 in 2017, 106 in 2011) and Nebraska (146 in 2009).
- Only four times since 1963 has MSU allowed fewer than 150 points in a single season - 149 in 1999, 137 in 1981, 143 in 1964 and a school-record 82 in 1963.
- MSU and UAB are tied for the FBS lead in games allowing fewer than seven points in 2018 (4).
- MSU held opponents to fewer than 14 points a nation's best nine times and is 8-1 in those games.
- MSU, Fresno State and Notre Dame are the only teams who haven't allowed a 30-point game in 2018.
- MSU and Appalachian State lead the FBS with just two 20-point games allowed this season.
- State held seven of its FBS opponents to their lowest point total of the year, including current No. 1 Alabama (24), No. 10 Florida (13) and No. 19 Texas A&M (13).
- The Bulldogs allowed only 115 total points in SEC games, which led the conference by 17 points.
- The most points in a single game MSU has allowed this season is 28 in its SEC opener at Kentucky on Sept. 22.

BEST FBS SCORING DEFENSES OVER THE LAST 10 SEASONS

Currently, MSU's 12.0 points per game allowed ranks among the best figures since 2009.

PPG	Team	Year	Games
8.2	Alabama	2011	13
10.4	Nebraska	2009	14
10.9	Alabama	2012	14
11.3	LSU	2011	14
11.5	Alabama	2017	14
11.7	Alabama	2009	14
11.8	Alabama	2016	15
12.0	Mississippi State	2018	12
12.0	TCU	2010	13

MSU HAS ALLOWED THE FEWEST TOUCHDOWNS IN THE NATION IN 2018

- MSU allowed just 12 touchdowns in 2018, the fewest in the country in 2018.
- The 12 TDs allowed are the fewest by an FBS team since Alabama only allowed 12 in 13 games in 2011.
- Clemson and Appalachian State were the next best teams and each allowed 21 touchdowns.
- In its eight wins, MSU allowed just three touchdowns.
- 10 of State's 12 touchdowns allowed came in SEC games.
- State allowed only two touchdowns against teams currently not ranked in the AP Top 25.
- Against FBS teams with a winning record, MSU allowed 10 touchdowns, second-fewest in the FBS.
- State surrendered just three touchdowns in November (four games), fewest in the FBS that month.
- Through 12 games in 2018, MSU's opponents have only been able to find the end zone 9.76 percent of the time. That figure is the best in the FBS.

	Team	Opp. TD %
1.	Mississippi State	9.76
2.	Clemson	10.59
3.	Appalachian State	12.18
4.	Michigan State	12.80
5.	Fresno State	12.96

MSU MVPs OF THE GAME

Stephen F. Austin (Sept. 1)

Offense: QB Keytaon Thompson
Co-Defense: NG Jeffery Simmons
Co-Defense: DE Montez Sweat
Special Teams: RB Dontavian Lee
Scout Team Offense: QB TJ McMahon
Scout Team Defense: S Aadreekis Conner
Scout Team Special Teams: WR Cason Grant
Student-Athletes: LB Willie Gay, DE Chauncey Rivers

at Kansas State (Sept. 8)

Offense: RB Kylin Hill
Defense: LB Erroll Thompson
Special Teams: LB Alec Murphy
Scout Team Offense: RB Robert Rivers
Scout Team Defense: DL Fabien Lovett
Scout Team Special Teams: LB R.J. Jennings
Student-Athletes: LB Nathaniel Watson, WR Devonta Jason

Louisiana (Sept. 15)

Offense: QB Nick Fitzgerald
Defense: LB Johnathan Abram
Special Teams: S Marcus Murphy
Scout Team Offense: WR Travis O'Connor
Scout Team Defense: LB R.J. Jennings
Scout Team Special Teams: CB Taury Dixon
Student-Athletes: LB Leo Lewis, WR Stephen Guidry, DT Devon Robinson

Auburn (Oct. 6)

Offense: QB Nick Fitzgerald
Defense: LB Johnathan Abram, DE Montez Sweat
Special Teams: CB Chris Rayford
Scout Team Offense: RB Robert Rivers
Scout Team Defense: LB Nathaniel Watson
Scout Team Special Teams: DT Sherman Timbs

Texas A&M (Oct. 27)

Offense: QB Nick Fitzgerald
Defense: LB Erroll Thompson, S Jaquarius Landrews
Special Teams: CB Chris Rayford, LB Tim Washington
Scout Team Offense: TE Brad Cumbest, TE Geor'quarius Spivey
Scout Team Defense: LB Chris Redmon
Scout Team Special Teams: CB Somon Anderson
Student-Athletes: OL Darryl Williams, DT Grant Harris

LA Tech (Oct. 27)

Offense: QB Nick Fitzgerald
Defense: DE Montez Sweat, S Mark McLaurin
Special Teams: LB Tim Washington, WR Dedrick Thomas
Scout Team Offense: RB Robert Rivers
Scout Team Defense: CB Esaias Furdge
Scout Team Special Teams: TE Christian Roberson
Student-Athletes: DT Kendell Jones, WR Austin Williams

Arkansas (Nov. 17)

Offense: QB Nick Fitzgerald
(Hon. Mentions: RB Aeris Williams, TE Justin Johnson)
Defense: S Johnathan Abram
Special Teams: CB Chris Rayford
Scout Team Offense: WR Cason Grant
Scout Team Defense: S Aadreekis Conner
Scout Team Special Teams: CB Somon Anderson
Student-Athletes: TE Geor'quarius Spivey, TE Powers Warren

NOTE: MVPs of the week as selected by coaches ...
Student-Athletes of the Week as selected by academic staff

OPPONENTS STRUGGLED TO SCORE AT SCOTT FIELD

- MSU allowed the fewest touchdowns in the FBS at home this season (3).
- State went the entire home schedule (28 quarters) without allowing a rushing TD.
- The Bulldogs allowed just 60 points at home in 2018, second fewest in the FBS and fewest in the Power 5.
- MSU's 8.6 points allowed per home game is tops in the FBS.

STATE LEADS THE SEC, 3RD IN POWER 5 IN FORCED TURNOVER PERCENTAGE

- MSU has forced 18 turnovers this season (12 interceptions + 6 fumbles)
- State leads the SEC and ranks third in the Power 5 in percentage of possessions forcing a turnover (21.95).

	Team	Turnover %
1.	Boston College	22.73
2.	Iowa	22.06
3.	Mississippi State	21.95
4.	Utah	21.77
5.	Virginia	21.60

MSU IS 4TH NATIONALLY IN FEWEST POINTS ALLOWED PER POSSESSION

The Bulldogs are allowing just 1.02 points per opponents' offensive possessions this season, which ranks tied for third among Power 5 programs and second among SEC teams.

	Team	Total Def. Poss. Per Game	Points Per Possession
1.	Clemson	14.17	0.83
2.	Alabama	13.00	0.94
3.	Fresno State	12.46	1.02
	Mississippi State	11.18	1.02
5.	Michigan State	13.67	1.08

BULLDOGS MAKE OPPONENTS GRIND OUT PLAYS PER POINT

- MSU is the only defense in the country forcing opponents to run more than five plays per point scored.
- The Bulldogs are forcing teams to grind out an average of 5.40 plays before allowing a point.

	Team	Plays/Point
1.	Mississippi State	5.40
2.	Clemson	4.95
3.	Fresno State	4.81
4.	Alabama	4.40
5.	Notre Dame	4.25

MSU TOP 10 NATIONALLY, 2ND IN SEC IN RUSHING DEFENSE

- MSU is allowing 104.25 yards per game on the ground, good for second in the SEC and ninth in the FBS.
- Over its last seven SEC games, State has allowed just 627 rushing yards combined and three touchdowns.
- MSU has allowed more than 150 yards rushing just once this season (229 at Kentucky on Sept. 22), which is tied for the fewest in the FBS this season with Texas A&M, Cincinnati and Marshall.
- Three of State's last five SEC opponents (No. 1 Alabama, No. 16 Texas A&M and No. 5 LSU) each entered its game against MSU averaging more than 200 yards rushing per game.
- The Bulldogs held seven of its eight SEC foes below its rushing average heading into the matchup.

Date	Opponent	Rushing Yards/Att.	Rushing TDs	Rushing Yards/Game Before MSU
11/22/18	Ole Miss	37/29	0	175.6
11/17/18	Arkansas	69/35	0	160.0
11/10/18	at Alabama	142/45	2	224.0
10/27/18	Texas A&M	61/22	0	204.3
10/20/18	at LSU	110/44	1	202.1
10/6/18	Auburn	90/21	0	178.6
9/29/18	Florida	118/34	0	189.0

More on MSU's Rushing Defense ...

- State is tied for the FBS lead in rushing touchdowns allowed (7).
- The seven rushing touchdowns allowed are tied with Alabama and Auburn for the SEC lead.
- The Bulldogs have allowed teams to find the end zone on the ground in just three games this season.
- State is holding opponents to just 3.04 yards per rushing attempt, which leads the SEC and ranks seventh in the FBS. It's MSU's fewest yards per rush allowed average in at least 10 seasons.
- MSU's six games allowing less than 100 rushing yards are tied for the SEC lead this season with Missouri and Texas A&M.
- At No. 1 Alabama on Nov. 10, MSU allowed its most rushing yards in a single game this season since at Kentucky on Sept. 22.

Here's a look at the Bulldogs combined rushing defense numbers in games other than at Kentucky:

Date	Opponent	Rush Yards/Attempts	YPC	Rush TD
9/1/18	Stephen F. Austin	77 yards/41 attempts	1.9	0
9/8/18	at Kansas State	113 yards/35 attempts	3.2	0
9/15/18	Louisiana	65 yards/26 attempts	2.5	0
9/29/18	Florida	118 yards/34 attempts	3.5	0
10/6/18	Auburn	90 yards/21 attempts	4.3	0
10/20/18	at LSU	110 yards/44 attempts	2.5	1
10/27/18	Texas A&M	61 yards/22 attempts	2.8	0
11/3/18	LA Tech	140 yards/32 attempts	4.4	0
11/10/18	at Alabama	142 yards/45 attempts	3.2	2
11/17/18	Arkansas	69 yards/ 35 attempts	2.0	0
11/22/18	at Ole Miss	37 yards/29 attempts	1.3	0
TOTAL	11 Games	1,022 yards/364 attempts	2.8	3

MSU HAS WON 10 STRAIGHT SEC GAMES WHEN HOLDING TEAMS BELOW THE 100-YARD RUSHING MARK

MSU has won 10 straight games against SEC teams when allowing less than 100 yards rushing dating back to the 34-29 win at No. 8 LSU in 2014. The Bulldogs did that four times this season and most recently in their last game on Nov. 22 at Ole Miss.

Date	Opponent	Yards/Attempts	Score
11/22/18	at Ole Miss	37 yards/29 attempts	W, 35-3
11/17/18	Arkansas	69 yards/35 attempts	W, 52-6
10/27/18	Texas A&M	61 yards/22 attempts	W, 28-13
10/6/18	Auburn	90 yards/21 attempts	W, 23-9
11/18/17	at Arkansas	97 yards/34 attempts	W, 28-21
10/28/17	at Texas A&M	96 yards/28 attempts	W, 35-14
9/10/16	South Carolina	34 yards/31 attempts	W, 27-14
11/21/15	at Arkansas	73 yards/ 21 attempts	W, 51-50
11/22/14	Vanderbilt	49 yards/27 attempts	W, 51-0
9/20/14	at LSU	89 yards/35 attempts	W, 34-29

SCHOOL-RECORD TACKLES FOR LOSS IN REACH

- MSU has racked up 96 TFLs this season, which ranks second in the SEC and tied for 11th in the FBS, and is two away from the single-season school record of 98 set three seasons ago in 2015.
- State is averaging eight TFLs a game, tops in the SEC and tied for sixth in the FBS.
- The 98 TFLs in 2015 bettered the previous best of 95 set in 1999.
- MSU finished with 86 tackles for loss in 2017 and 81 in 2016.
- MSU's 427 tackles for loss yards lead the SEC and rank fifth in the FBS.
- The 427 tackles for loss yards are the most in a single season for MSU in at least 10 seasons.
- 23 different Bulldogs have recorded at least 0.5 tackles for loss this season, the most since 25 in 2016.
- Eight Bulldogs have at least five TFLs this year - DT **Jeffery Simmons** (14.5), DE **Montez Sweat** (13.5), LB **Erroll Thompson** (8.5), S **Johnathan Abram** (7.5), DE **Chauncey Rivers** (6.5), DE **Gerri Green** (6.5), DE **Kobe Jones** (6). **Willie Gay Jr.** (5).
- The Bulldogs have compiled at least seven TFLs in eight games in 2018.
- 60 of MSU's TFLs have come against SEC teams, tied for second-most in the SEC.
- The Bulldogs have won the TFL margin seven times this season.

SACKING THE QUARTERBACK

- MSU is second in the SEC and tied for 13th in the FBS in sacks in 2018 (36).
- Over the last 10 seasons, the most sacks recorded have been in 2014 (37) and in 2017 (36).
- State's 290 sack yards are the most in the last 10 years.
- MSU recorded a season-high 5.0 sacks in its second-to-last game on Nov. 17 against Arkansas.
- 13 different Bulldogs have at least one sack this season, while seven have multiple sacks.

MSU IS ONE OF THE BEST IN THE FBS IN FIRST HALF DEFENSE

- MSU has allowed only 72 first-half points this season with 21 of those coming on Nov. 10 at No. 1 Alabama.
- State's 6.0 first-half points allowed per game ranks second in the nation behind Clemson (5.62).
- MSU's 6.0 second-half points allowed per game is good for third in the FBS.
- State allowed its first first-quarter TD of the season at LSU on Oct. 20, the seventh game of the season. The Tigers forced an interception on the game-opening drive, returned it to State's 3-yard line and punched it in three plays later.
- Prior to that, the last time MSU issued a TD in the first quarter was to Louisville in the 2017 TaxSlayer Bowl on Dec. 30, 2017 at the 6:35 mark.
- The only other time MSU has allowed a TD in the first quarter this season was at No. 1 Alabama where the Tide scored two.
- MSU has allowed only 33 first-quarter points through 12 games this season.
- MSU ranks seventh in the FBS in first-quarter points allowed per game (2.75).

FBS LEADERS - FIRST HALF POINTS ALLOWED/GAME

Team	Q1	Q2	Q3	Q4	1H	2H
1. Clemson	2.69	2.92	2.23	5.85	5.62	8.08
2. Mississippi State	2.75	3.25	3.25	2.75	6.00	6.00
3. Army	3.08	3.17	4.50	5.92	6.25	10.42
4. Michigan State	2.83	4.00	3.08	8.08	6.83	11.17
5. LSU	1.83	5.33	3.58	6.58	7.17	10.17

MSU FIRST QUARTER DEFENSE GAME-BY-GAME

Game 1 vs. Stephen F. Austin

Points allowed: 0
Rushing Yards: 3 yards / 11 carries
Passing Yards: 49 yards / 4-of-11
Total Yards: 52 yards / 22 plays

Game 2 at Kansas State

Points allowed: 3
Rushing Yards: 34 yards / 7 carries
Passing Yards: 21 yards / 2-of-6
Total Yards: 55 yards / 13 plays

Game 3 vs. Louisiana

Points allowed: 3
Rushing Yards: 17 yards / 5 carries
Passing Yards: 91 yards / 8-of-10
Total Yards: 108 yards / 15 plays

Game 4 at Kentucky

Points allowed: 0
Rushing Yards: 72 yards / 14 carries
Passing Yards: 5 yards / 1-of-3
Total Yards: 77 yards / 17 plays

Game 5 vs. Florida

Points allowed: 0
Rushing Yards: 9 yards / 6 carries
Passing Yards: 51 yards / 5-of-6
Total Yards: 60 yards / 12 plays

Game 6 vs. No. 8 Auburn

Points allowed: 3
Rushing Yards: 22 yards / 7 carries
Passing Yards: 34 yards / 5-of-8
Total Yards: 56 yards / 15 plays

Game 7 at LSU

Points allowed: 7
Rushing Yards: 7 yards / 6 carries
Passing Yards: 18 / 2-of-7
Total Yards: 25 / 13 plays

Game 8 vs. Texas A&M

Points allowed: 0
Rushing Yards: 16 yards / 4 carries
Passing Yards: 28 yards / 5-of-8
Total Yards: 44 yards / 13 plays

Game 9 vs. LA Tech

Points allowed: 3
Rushing Yards: 34 yards / 5 carries
Passing Yards: 1 / 3-of-6
Total Yards: 35 / 11 plays

Game 10 at Alabama

Points allowed: 21
Rushing Yards: 83 yards / 17
Passing Yards: 67 / 5-of-6
Total Yards: 150 / 23 plays

Game 11 vs. Arkansas

Points allowed: 0
Rushing Yards: 14 yards / 5 carries
Passing Yards: 19 / 4-of-6
Total Yards: 33 / 11 plays

Game 12 at Ole Miss

Points allowed: 0
Rushing Yards: 3 yards / 7 carries
Passing Yards: 60 / 3-of-7
Total Yards: 63 / 14 plays

NATION'S BEST RED ZONE DEFENSE

- The Bulldogs are allowing the fewest points per red-zone drive in the FBS this season (2.91).
- State is the nation's best at keeping teams out of the end zone once they get inside the red zone, allowing just eight touchdowns (three of those came at No. 1 Alabama on Nov. 10).
- MSU also leads the FBS in red-zone touchdown percentage (25.0).
- The Bulldogs have surrendered just five touchdowns over the last 24 red-zone trips, an eight-game span.

- State also leads the FBS in red-zone touchdown percentage in conference games (25.93).
- MSU has allowed just seven touchdowns inside the red zone in SEC play.

EXPLOSIVE PLAYS HARD TO COME BY FOR MSU'S OPPONENTS

- Of its opponents 778 plays this season, MSU allowed only 26 (3.3 percent) that resulted in either 25+ yards or in a touchdown, which leads the nation.
- MSU (10), Appalachian State (10) and Washington (9) are the only Power 5 teams that have allowed 10 or less 30+ yard plays.
- The Bulldogs are the only team in the country that haven't allowed a 50+ yard play this season.
- State has allowed just 45 passing plays of 15+ yards (12.26 percent of plays).
- Only 81 of State's opponents' plays resulted in either a 12+ yard rush or 15+ yard pass (10.41 percent of plays).
- The longest rush MSU has allowed this season is 41 yards, while the longest pass is 47 yards.

MSU HAS GAINED TURNOVER IN 14 STRAIGHT GAMES

Dating back to the last season's game at Arkansas on Nov. 18, MSU has gained at least one turnover in 15 straight games compiling 25 total turnovers gained during that 15-game span. MSU's 15-game turnover streak is tied with Georgia Southern for the fourth-longest currently in the FBS behind UCF (31), Indiana (18) and Houston (16).

Date	Opponent	Takeaway
11/18/17	Arkansas	FF by Johnathan Abram (FR by Marquiss Spencer)
11/23/17	Ole Miss	FF by Erroll Thompson (FR by Jeffery Simmons)
11/23/17	Ole Miss	INT by Mark McLaurin
12/30/17	Louisville	3 INT by Mark McLaurin
12/30/17	Louisville	INT by Cameron Dantzler
9/1/18	Stephen F. Austin	INT by C.J. Morgan
9/8/18	Kansas State	INT by Erroll Thompson
9/15/18	Louisiana	INT by Johnathan Abram
9/22/18	Kentucky	INT by Brian Cole
9/29/18	Florida	INT by Cameron Dantzler
10/6/18	Auburn	FR by Joel Baldwin on muffed punt
10/6/18	Auburn	FF by Mark McLaurin (FR by Kobe Jones)
10/20/18	LSU	INT by Cameron Dantzler
10/27/18	Texas A&M	INT by Erroll Thompson
11/3/18	LA Tech	INT by Stephen Adegoke
11/10/18	Alabama	FR by Braxton Hoyett
11/10/18	Alabama	INT by Willie Gay Jr.
11/17/18	Arkansas	FF by Johnathan Abram (FR by Johnathan Abram)
11/17/18	Arkansas	INT by C.J. Morgan
11/17/18	Arkansas	FF by Chris Rayford (FR by Chris Rayford)
11/22/18	Ole Miss	FF by Jeffery Simmons (FR by Willie Gay)
11/22/18	Ole Miss	INT by Johnathan Abram
11/22/18	Ole Miss	INT by Maurice Smitherman

BULLDOGS BOAST EFFICIENCY ON DEFENSE

MSU's defense, which is tops in the SEC and third in the FBS in total defense (268.4), is one of the most efficient in the nation, ranking inside the top 10 in the following:

MSU	Category	FBS Rank
5.37	Yards/Attempt	3rd (leads SEC)
9.90	Yards/Completion	7th (2nd in SEC)
3.04	Yards/Rush	7th (leads SEC)
4.14	Yards/Play	2nd (leads SEC)
5.4	Plays/Point	1st (leads SEC)

MSU HAS AN INTERCEPTION IN 11 OF 12 GAMES THIS SEASON

The Bulldogs have recorded at least one interception in 11 of 12 games this season. MSU's 12 interceptions have been credited to eight different players - CB **Cameron Dantzler** (one vs. Florida; one at LSU), STAR **Brian Cole** (one at Kentucky), S **Johnathan Abram** (one vs. Louisiana; one at Ole Miss), LB **Erroll Thompson** (one at Kansas State; one vs. Texas A&M), CB **C.J. Morgan** (one vs. Stephen F. Austin; one vs. Arkansas), CB **Stephen Adegoke** (one vs. LA Tech) and **Willie Gay Jr.** (one at Alabama) and CB **Maurice Smitherman** (one at Ole Miss).

NOTING MSU'S RUN GAME

- MSU has boasted one of the nation's top rushing attacks the last two seasons.
- Through 12 games in 2018, the Bulldogs are second in the SEC and 20th in the FBS in yards per game on the ground (226.42).
- Four different MSU players have combined for 12 individual 100-yard rushing games this season - QB **Nick Fitzgerald** (6), RB **Kylin Hill** (3), RB **Aeris Williams** (2), QB **Keytaon Thompson** (1).
- State is averaging 5.76 yards per carry, most in the SEC and 10th in the FBS.
- Last season, MSU finished second in the SEC and 11th in the FBS in rushing yards per game (251.7).
- Since 2016, MSU has rushed for 200+ yards 25 times, most recently in its last game on Nov. 22 at Ole Miss (309 yards). State is 20-5 in those games.
- MSU has rushed for 200+ yards in eight of 12 games this season with an SEC-best four 300+ yard efforts.
- MSU rushed for 200+ yards in eight games in 2016 and nine times in 2017.
- State's eight 300-yard rushing games since 2016 are tied with Georgia for the second most in the SEC during that span. Auburn has done it 11 times.
- MSU has eclipsed 250 rushing yards an SEC-high 20 times since the start of the 2016 season. Georgia is second with 18.
- State's six 250-yard rushing games this season are the second-most in the SEC behind Georgia (8).

MSU'S LAST SEVEN 300+ YARD RUSHING GAMES

Yards	Opponent (Site)	Date
387	Ole Miss (Oxford)	11/22/18
349	Auburn (Starkville)	10/6/18
331	Louisiana (Starkville)	9/15/18
384	Kansas State (Manhattan)	9/8/18
306	BYU (Starkville)	10/24/17
327	Louisiana Tech (Ruston)	9/9/17
457	Ole Miss (Oxford)	11/26/16
365	Texas A&M (Starkville)	11/5/16

BALL SECURITY

- MSU leads the FBS in fewest fumbles lost with 2 (only one was on offense).
- The Bulldogs have only fumbled eight times, tied for second-fewest nationally.
- State lost its first fumble of the season in the 10th game at No. 1 Alabama (muffed punt by WR **Dedrick Thomas**, 4:29 in the second quarter). The other lost fumble was on defense after forcing a fumble against Arkansas (S **Johnathan Abram** forced a fumble and then lost it after the recovery, 3:20 in the second quarter).
- MSU has not lost an offensive fumble this season including 472 rush attempts.
- MSU running backs have gone 313 consecutive carries without a lost fumble.
- The last fumble by a running back came at Arkansas on Nov. 18, 2017 at 7:26 in the first quarter (RB **Nick Gibson**).
- Gibson's fumble snapped a previous streak of 504 consecutive carries and 44 consecutive quarters without a fumble on an offensive possession by any player at any position.
- Among all positions, MSU has had 551 consecutive rushing attempts without a lost fumble.
- In QB **Nick Fitzgerald's** 581 career carries, he's lost a fumble only three times (twice vs. Auburn in 2016 and once at UMass in 2016).

Consecutive Carries Without A Lost Fumble

Player	Cons. Carries	Last Lost Fumble
RB Aeris Williams	486	3Q at Texas A&M, 10/3/15 (6:05)
RB Kylin Hill	183	never lost a fumble
RB Dontavian Lee	64	never lost a fumble
RB Nick Gibson	32	1Q at Arkansas, 11/18/17 (lost it)
QB Nick Fitzgerald	504	2Q vs. Auburn, 10/8/16 (1:45)
QB Keytaon Thompson	33	3Q vs. Ole Miss, 11/23/17 (lost it)

SAME GAME 100-YARD RUSHING GAMES SINCE 2016

- The 35-3 win against in-state rival Ole Miss on Nov. 22 marked the ninth time QB **Nick Fitzgerald** and an MSU running back have turned in a 100-yard rushing performance in the same game and the fourth time in 2018.
- Fitzgerald had a game-high 117 yards on 18 attempts, while RB **Kylin Hill** grounded out 108 on 17 carries.
- No QB-RB combo in MSU history has topped the 100-yard rushing mark more than Fitzgerald and RB **Aeris Williams**. Dak Prescott and Josh

Robinson did it twice during the 2014 season.

- Fitzgerald and Williams did it three times in 2017 and twice in 2016. Prior to the Louisiana game on Sept. 15, they last did it against UMass in 2017 as Williams had 114 and Fitzgerald produced 135.
- State has won every game in which Fitzgerald and a running back have achieved the feat.

STATE'S SAME GAME 100-YARD RUSHING GAMES SINCE 2016

Opponent	Date	Yards Rushing
at Ole Miss	11/22/18	Fitzgerald (117), Hill (108)
#8 Auburn	10/6/18	Fitzgerald (195), Hill (126)
Louisiana	9/16/18	Fitzgerald (107), Williams (101)
at Kansas State	9/8/18	Fitzgerald (159), Hill (211)
UMass	11/4/17	Fitzgerald (135), Williams (114)
BYU	10/14/17	Williams (114), Fitzgerald (103)
at Louisiana Tech	9/9/17	Fitzgerald (111), Williams (107)
at Ole Miss	11/26/16	Fitzgerald (258), Williams (191)
#4 Texas A&M	11/5/16	Fitzgerald (182), Williams (140)

THE 200 CLUB

RB **Kylin Hill**'s 200-yard game on the ground in Week 2 at Kansas State was the ninth in Bulldog history and the first by an MSU running back since Anthony Dixon (252) did it against Kentucky on Oct. 31, 2009.

INDIVIDUAL 200-YARD RUSHING GAMES IN MSU HISTORY

Yards	Player	Opponent	Date	Att.
258	Nick Fitzgerald	Ole Miss	11-26-2016	14
252	Anthony Dixon	Kentucky	10-31-2009	33
247	Jerious Norwood	Houston	10-22-2005	24
237	James Johnson	Alabama	11-14-1998	36
217	Kevin Bouie	Kentucky	10-29-1994	23
211	Kylin Hill	Kansas State	9-8-2018	17
209	James Johnson	Kentucky	11-7-1998	28
204	Jerious Norwood	Ole Miss	11-26-2005	34
201	Jerious Norwood	UAB	10-9-2004	24

NOTING THE OFFENSIVE LINE

State's starting offensive line in each of the first five games was **Greg Eiland** (LT), **Darryl Williams** (LG), **Elgton Jenkins** (C), **Deion Calhoun** (RG), **Stewart Reese** (RT). In Game 6 against Auburn on Oct. 6, **Michael Story** got the start at LG in place of injured Williams. Williams returned the following week and has started each of the last six games.

- Senior **Elgton Jenkins** is in his second year as the starter at center and is the top center prospect for the 2019 NFL Draft according to Mel Kiper Jr.
- Jenkins was MSU's highest performer in the season opener vs. Stephen F. Austin, grading out at 92 percent with a pair of knockdowns.
- In Week 3 against Louisiana, Jenkins did not allow any QB pressures as MSU's offense racked up 607 yards of total offense in a 56-10 win.
- The Bulldogs amassed 331 yards rushing and averaged 8.5 yards per play.
- Jenkins earned SEC Offensive Lineman of the week honors twice this season.
- The other starting senior is right guard **Deion Calhoun**, who owns the most starts on the line with 35.
- Against then-No. 8 Auburn on Oct. 6, Calhoun led a Bulldog offensive line in a 23-9 dismantling of the Tigers.
- Calhoun registered a career-best six knockdowns and paved the way for one of the most dominating rushing attacks in school history.
- The Bulldogs rushed for 349 yards and did not allow a sack against one of the top defensive lines in college football.
- Calhoun helped pave the way for a Bulldog attack that averaged 6.1 yards per carry. Auburn came into the contest having allowed only one rushing touchdown and 92.8 yards per game on the ground all year, which was second in the SEC.
- The 349 rushing yards were the most allowed by Auburn since LSU had 411 on Sept. 9, 2015. It was only the third time in the last six seasons that Auburn allowed over 300 yards rushing.
- Calhoun was named SEC Offensive Lineman of the Week for his performance against Arkansas on Senior Day on Nov. 17. Calhoun was MSU's highest grader at 86 percent. He registered two knockdowns and did not allow a sack.

He anchored an offensive line that paved the way for a Bulldog offense that rushed for 287 yards. According to Pro Football Focus, MSU gained 102 of its 287 rushing yards to either side of Calhoun

- Junior **Darryl Williams** is a force at one of the guard positions. He had an impressive six knockdowns at Kansas State in Week 2.
- Williams was named to Pro Football Focus' National Team of the Week following his Week 3 performance vs. Louisiana. He finished with a clean sheet in pass protection, and on carries to either side of Williams, Bulldog running backs averaged 9.6 yards per carry, gaining 134 yards on just 14 attempts.
- Against LA Tech on Nov. 3, Williams graded out at 92 percent and tallied three knockdowns as MSU racked up 532 yards of total offense in a 45-3 win. Williams paved the way for 289 rushing yards by the Bulldogs as they averaged 8.2 yards per play. Williams also did not allow a sack.
- The tackles are manned by sophomores **Stewart Reese** and **Greg Eiland**
- Eiland started four games at left tackle last season in place of an injured Martin Rankin.
- Eiland, making the start at left tackle, graded out at 92 percent with two knockdowns and helped lead MSU to its first victory over a Power 5 non-conference team on the road since 1995 in Week 2 at Kansas State.
- Eiland and the Bulldogs did not give up a sack and they paved the way for an MSU rushing attack that pounded out 384 yards on the ground. It was the most rushing yards allowed by Kansas State since Oct. 7, 2010, when Nebraska rushed for 451 yards.

44 BULLDOGS HAVE DEBUTED IN 2018

In the season opener, a total of 40 Bulldogs saw the field for the first time in their careers: WR **Stephen Guidry**, WR **Devonta Jason**, DE **Chauncy Rivers**, S **Marcus Murphy**, S **Jaquarius Landrews**, TE **Geor'quaris Spivey**, S **Shawn Preston Jr.**, CB **Tyler Williams**, QB **Jalen Mayden**, LB **Nathaniel Watson**, DE **Aaron Odum**, LB **Aaron Brule**, WR **Cameron Gardner**, CB **Taury Dixon**, CB **Jaylon Reed**, CB **Somon Anderson**, TE **Brad Cumbest**, S **Londyn Craft**, LB **Sh'mar Kilby-Lane**, S **Brian Cole**, S **Landon Guidry**, WR **Cason Grant**, CB **Esaia Furdge**, LS **Nathan Swanson**, LB **Jett Johnson**, DT **Devon Robinson**, K **Scott Goodman**, LB **R.J. Jennings**, DE **Fabien Lovett**, DT **Sherman Timbs**, LS **Joel Baldwin**, OL **Tyre Phillips**, TE **Christian Roberson**, DE **Jason Crumedy**, WR **Austin Williams**, TE **Powers Warren**, DT **James Jackson**, DT **Cameron Young**, DT **Lee Autry** and S **Joshua Short**. In Week 3 against Louisiana, QB **Rip Kirk**, RB **Robert Rivers**, OL **Kwatrivous Johnson** and OL **Tommy Champion** saw action for the first time in their careers.

21 true freshmen saw action during MSU's season opener: WR **Devonta Jason**, S **Marcus Murphy**, TE **Geor'quaris Spivey**, S **Shawn Preston Jr.**, QB **Jalen Mayden**, LB **Nathaniel Watson**, LB **Aaron Brule**, WR **Cameron Gardner**, CB **Jaylon Reed**, TE **Brad Cumbest**, CB **Esaia Furdge**, WR **Cason Grant**, LB **Jett Johnson**, DT **Devon Robinson**, K **Scott Goodman**, DE **Fabien Lovett**, DE **Jason Crumedy**, DT **Cameron Young** and S **Joshua Short**. In Week 3 against Louisiana, OL **Kwatrivous Johnson** and RB **Robert Rivers** saw action first career action.

15 FIRST-TIME STARTERS

Fifteen different MSU players have started a game for the first time in their career this season. In the season opener vs. Stephen F. Austin on Sept. 1, six Bulldogs made their first career starts: WR **Stephen Guidry**, WR **Austin Williams**, WR **Osirus Mitchell**, RB **Kylin Hill**, CB **Cameron Dantzler** and S **Brian Cole**. In Game 2 at Kansas State on Sept. 8, LB **Willie Gay Jr.** made his first career start. In Game 5 vs. Florida on Sept. 29, WR **Dedrick Thomas** and CB **Maurice Smitherman** earned first career starts. In Game 6 vs. Auburn on Oct. 6, S **Jaquarius Landrews** started at STAR. In Game 7 at LSU on Oct. 20, DE **Kobe Jones** and DT **Tre Brown** made their first ever starts. In Game 8 vs. Texas A&M on Oct. 27, DT **Lee Autry** earned his first career start in place of injured Braxton Hoyett. In Game 10 at Alabama on Nov. 10, **C.J. Morgan** started for the first time at SS. On Senior Day vs. Arkansas in Game 11 on Nov. 17, DT **Grant Harris** earned his first ever start.

MONTEZ SWEAT

COLLEGE FOOTBALL'S MOST FEARED PASS RUSHER

2018 POSTSEASON ALL-AMERICAN

- » Football Writers Association of America (first team)
- » Sporting News (first team)
- » CBS Sports (second team)
- » Sports Illustrated (second team)
- » Associated Press (second team)



CAREER STATISTICS ...

YEAR	G-GS	UT	AT	TT	TFL	SACKS	PBU	QBH	FF	FR
2017	13-13	21	27	48	15.5-73	10.5-64	0	4	0	1
2018	12-12	26	25	51	13.5-96	11.0-92	0	7	1	0
TOTAL	25-25	47	52	99	29.0-169	21.5-156	0	11	1	1

MONTEZ SWEAT AT A GLANCE ...

- His 21.5 sacks since the start of 2017 are the most by an Power 5 player during that span
- College football's most feared pass rusher, who makes his presence known in the backfield
- Came back for his senior season after leading the SEC in sacks (10.5) and tackles for loss (15.5)
- Teams with DT **Jeffery Simmons** to form the "Best D-line Duo in America"
- Projected first-round selection in the 2019 NFL Draft
- Registered double-digit sacks in each of this two seasons at MSU
- Five-time SEC Defensive Lineman of the Week, which is the most in MSU history
- No. 6 in MSU history in career sacks (21.5) ... No. 8 in MSU history in career tackles for loss (29)
- FBS leader in career sacks per game among active players (0.86)
- No. 6 in the Power 5 and tied for No. 10 in the FBS in career sacks among active players (21.5)
- No. 3 in the Power 5 and No. 6 in the FBS in career sack yards among active players (156)
- Since last year's Nov. 18 game at Arkansas, has racked up 15 sacks
- Logged at least one half sack in 15 of 25 career games
- Racked up 29 tackles for loss in just two seasons
- No. 5 in the Power 5 and No. 9 in the FBS in career TFLs per game among active players (1.16)
- Looking to become the second player in the SEC since 2002 to lead the league in sacks in consecutive years
- First-Team All-SEC by both The Associated Press and Coaches each of his two seasons in Starkville

MONTEZ SWEAT IN 2018 ...

- Named to five different postseason All-America teams including first-team honors from the FWAA
- Semifinalist for the 2018 Bednarik Award
- Two-time SEC Defensive Lineman of the Week (at Kansas State; vs. No. 6 Auburn)
- Bednarik Award Player of the Week (vs. No. 6 Auburn)
- FWAA's Nagurski Trophy National Defensive Player of the Week (vs. No. 6 Auburn)
- Tied for No. 2 in the SEC and tied for No. 6 in the FBS in total sacks (11)
- SEC leader and No. 5 in the FBS in sack yards (92)
- Tied for No. 2 in the SEC and tied for No. 6 in the FBS in sacks per game (0.92)
- No. 4 best graded edge rusher in the SEC according to Pro Football Focus (85.1)
- Has the third-highest pass-rush grade by PFF among SEC edge defenders (81.1)
- Boasts 44 total pressures according to PFF, second most in the SEC among edge defenders
- Has at least one sack in seven games and multiple sacks in four games
- No. 2 in the SEC in stops (35) among edge defenders and has missed only four tackles per PFF
- Tied for No. 2 in the SEC in quarterback hits among edge defenders according to PFF (9)
- Has 25 hurries according to PFF, second-most in the SEC
- 87.1 run-defense grade ranks second in SEC among edge defenders
- Recorded seven sacks in SEC games and eight against Power 5 teams
- Single-game season high in sacks is 3.0 against No. 6 Auburn, which is also a career high

MONTEZ SWEAT'S 2018 GAME-BY-GAME

OPPONENT	UT	AT	TT	TFL	SACKS
Stephen F. Austin	2	4	6	3.5-17	2.0-14
at Kansas State	3	0	3	2.0-7	1.0-6
Louisiana	2	0	2	0.0-0	0.0-0
at Kentucky	3	3	6	1.5-15	1.5-15
Florida	0	4	4	0.0-0	0.0-0
#8/9 Auburn	3	0	3	3.0-27	3.0-27
at #5/5 LSU	4	3	7	1.0-8	1.0-8
#16/17 Texas A&M	1	1	2	0.0-0	0.0-0
LA Tech	2	1	3	1.0-6	1.0-6
at #1/1 Alabama	4	1	5	0.0-0	0.0-0
Arkansas	0	4	4	0.0-0	0.0-0
at Ole Miss	2	4	6	1.5-16	1.5-16
TOTAL	26	25	51	13.5-96	11.0-92

MONTEZ SWEAT'S SACKS BY TEAM (2017-18)

Auburn	4.0
Kentucky	3.0
Arkansas	2.5
Ole Miss	2.0
Stephen F. Austin	2.0
Texas A&M	2.0
BYU	1.0
Kansas State	1.0
Louisiana Tech	1.0
Louisville	1.0
LSU	1.0
UMass	1.0

MONTEZ SWEAT'S SACKS BY QB (2017-18)

Jarrett Stidham, Auburn	4.0
Austin Allen, Arkansas	2.5
Kellen Mond, Texas A&M	2.0
Foster Sawyer, Stephen F. Austin	2.0
Jordan Ta'amu, Ole Miss	1.5
Terry Wilson, Kentucky	1.5
Drew Barker, Kentucky	1.0
Tanner Mangum, BYU	1.0
Alex Delton, Kansas State	1.0
Lamar Jackson, Louisville	1.0
Joe Burrow, LSU	1.0
Ross Comis, UMass	1.0
J'Mar Smith, Louisiana Tech	1.0
Stephen Johnson, Kentucky	0.5
Matt Corral, Ole Miss	0.5

WHAT THEY ARE SAYING ...

"Simmons and Sweat are as advertised."

- Gary Danielson, CBS (11.10.18)

"Montez Sweat is a great player and you get so caught up in him that you forget about all their other playmakers. They are physical and long and big, especially their front seven."

- Jimbo Fisher, Texas A&M head coach (10.22.18)

"Man Montez Sweat is a Sunday Player. This Mississippi State defense is good man."

- Marcus Spears, SEC Network (10.20.18)

"He is as good as anybody in college football at his position."

- Bob Shoop, MSU defensive coordinator (10.16.18)

"Those two defensive linemen (Montez Sweat and Jeffery Simmons) are as good as I've seen. They'll be playing on Sundays in the NFL."

- Ed Orgeron, LSU head coach (10.20.18)

"(Montez) Sweat is going to move into the top 10 of my Big Board. Did you see him manhandle the Auburn offensive line on Saturday? ... He's a natural pass-rusher and consistently disruptive against the pass and run."

- Mel Kiper, ESPN (10.10.18)

"No one has been able to block Jeffery Simmons or Montez Sweat this season. They're simply too big, too strong, and too agile - essentially pros playing on Saturdays."

- Ollie Connolly, The Score (9.25.18)

"I love (Montez) Sweat's motor and flashes of violent hand use."

- Chris Trapasso, CBS Sports (9.21.18)

"Montez Sweat looks like he's seven-feet tall. I know he's not that tall, but he sure looks that way."

- Bill Snyder, Kansas State head coach (9.8.18)

"...Between (Montez) Sweat and (Jeffery) Simmons ... That defensive line - I will put that up against any in the country."

- Chris Fallica, ESPN College Gameday (8.14.18)

"Montez Sweat - by far and away the best defensive end in the SEC."

- Greg McElroy, SEC Nation (7.15.18)

CHART CHASING

With 11 sacks this season, **Montez Sweat** has surged into the Bulldogs' career top-10 list for sacks. Sweat heads into the 13th game of the season at No. 6 in program history with 21.5 sacks. He recorded one sack vs. LA Tech on Nov. 3, to pass Greg Favors for that sixth spot. Sweat posted 10.5 sacks last season, good for No. 8 in single season history, and on Nov. 3, entered State's single-season top 10 for the second time in his career and is now at No. 7. Currently, only Sweat and Billy Jackson own two spots in the Bulldogs' single-season top-10 list for sacks.

MSU CAREER LEADERS - SACKS

Rank	Player	Sacks	Years	YARDS
1.	Billy Jackson	49.0	1980-83	NA
2.	Tyrone Keys	26.0	1977-80	NA
3.	Willie Evans	24.5	2002-05	145
4.	Johnnie Cooks	24.0	1977-81	NA
5.	Mike McEnany	22.0	1979-82	NA
6.	Montez Sweat	21.5	2017-18	156
7.	Greg Favors	19.5	1994-97	179
8.	Titus Brown	18.5	2004-07	114
9.	Robert Young	16.0	1987-90	119
10.	Preston Smith	16.0	2011-14	100

MSU SINGLE SEASON LEADERS - SACKS

Rank	Player	Sacks	Year	Yds.
1.	Billy Jackson	17.0	1980	NA
2.	Willie Evans	15.0	2005	96
	Billy Jackson	15.0	1981	NA
4.	Greg Favors	12.5	1996	112
5.	Mike McEnany	12.0	1981	NA
	Edward Smith	12.0	1998	112
7.	Montez Sweat	11.0	2018	92
8.	Montez Sweat	10.5	2017	64
9.	Tyrone Keys	10.0	1980	NA
	Robert Young	10.0	1989	72

BACK-TO-BACK 10-PLUS SACK SEASONS

Over the last 10 seasons, only five players in the SEC have recorded 10 or more sacks in consecutive seasons (2009-present). **Montez Sweat** is the latest player to join the elite list.

BACK-TO-BACK 10+ SACK SEASONS - SEC PLAYERS (2009-18)

Player (School)	Seasons
Montez Sweat (Mississippi State)	2017, 2018
Myles Garrett (Texas A&M)	2014, 2015
Derek Barnett (Tennessee)	2014, 2015, 2016
Jonathan Allen (Alabama)	2015, 2016
Jarvis Jones (Georgia)	2011, 2012



JEFFERY SIMMONS

2018 POSTSEASON ALL-AMERICAN

- » The Athletic (second team)
- » Associated Press (third team)

CAREER STATISTICS ...

YEAR	G-GS	UT	AT	TT	TFL	SACKS	PBU	QBH	FF	FR
2016	12-3	13	27	40	3.5-8	0.0-0	2	4	2	0
2017	13-13	21	39	60	12-51	5.0-35	1	5	2	2
2018	12-11	24	35	59	14.5-37	1.0-8	4	6	1	0
TOTAL	37-27	58	101	159	30.0-96	6.0-43	7	15	5	2

JEFFERY SIMMONS AT A GLANCE ...

- Despite drawing double teams play after play, still finds ways to be disruptive and make his way into backfields
- Teams with **Montez Sweat** to form the "Best D-line Duo in America"
- In three seasons, has racked up 80 total pressures according to Pro Football Focus
- No. 7 in MSU history for career tackles for loss (30.0)
- Selected to NFL.com's most freakish college football athletes in June 2017
- Can bench over 450 pounds, squat over 600 pounds and carries just 15 percent body fat at 300 pounds
- A two-time member of the SEC Academic Honor Roll with over a 3.0 cumulative GPA
- Produced a 4.0 GPA the same fall he earned Freshman All-SEC
- Along with **Gerri Green**, is MSU's team leader in community service
- Visits schools in the Golden Triangle, including several during the spring and summer on his own accord
- 2018 and 2017 Bednarik Award Semifinalist (one of just two players to make the list both seasons)
- First-Team All-SEC by both The Associated Press and Coaches each of the last two seasons
- 2017 SEC Defensive Lineman of the Week (vs. LA Tech, LSU)

JEFFERY SIMMONS IN 2018 ...

- Was a candidate for virtually every national award on defense
- He and Alabama's Quinnen Williams are the only players who own a top five PFF grade overall, in run defense and in pass-rushing among SEC interior defensive linemen
- Boasts a 91.6 overall grade from PFF - No. 4 in FBS and No. 2 in SEC among defensive interior linemen
- No. 2 in the SEC and No. 3 in the FBS with a 93.2 PFF grade in the run game
- Tied for No. 4 in the SEC in tackles for loss (14.5) and ranks No. 3 among defensive linemen
- Recorded 28 total pressures, five quarterback hits, 21 hurries and 33 stops according to PFF
- One of only three defensive interior linemen in the SEC with 20+ hurries
- His 28 pressures are tied for third-most in the SEC among defensive interior linemen
- Has only missed four tackles this season according to PFF
- Ranks third in the SEC in total tackles among defensive linemen (59) ... leader has 66
- 45 tackles have come against SEC teams, which is tied for third-most in the SEC among defensive lineman
- His 28 stops are tied for the fourth-most in the SEC among defensive interior linemen per PFF
- His five QB hits are tied for the fourth most in the SEC among defensive interior linemen per PFF
- Has committed only three penalties, including just one over the last eight games
- Has tallied at least two tackles for loss in five games
- 11 of his tackles for loss have come against Power 5 teams with nine in SEC play
- Nine of his tackles for loss have come in road games, which ranks third in the SEC
- His 83.4 pass-rush grade by PFF is the fifth best among SEC defensive interior linemen
- Has earned a run defense grade of at least 80.0 in five games with a best of 94.2 at Ole Miss per PFF

SIMMONS' 2018 GAME-BY-GAME

OPPONENT	UT	AT	TT	TFL	SACKS
Stephen F. Austin	3	1	4	3.5-6	0.0-0
at Kansas State	4	0	4	2.0-5	0.0-0
Louisiana	0	3	3	0.0-0	0.0-0
at Kentucky	3	3	6	2.0-1	0.0-0
Florida	0	4	4	0.0-0	0.0-0
#8/9 Auburn	2	3	5	1.0-7	0.0-0
at #5/5 LSU	3	7	10	1.0-2	0.0-0
#16/17 Texas A&M	0	3	3	0.0-0	0.0-0
LA Tech	1	2	3	0.0-0	0.0-0
at #1/1 Alabama	5	1	6	2.0-4	0.0-0
Arkansas	1	6	7	1.0-2	0.0-0
Ole Miss	2	2	4	2.0-10	1.0-8
TOTAL	24	35	59	14.5-37	1.0-8

WHAT THEY ARE SAYING ...

"Simmons and Sweat are as advertised."
- Gary Danielson, CBS (11.10.18)

"He's unbelievable. There's occasionally a defensive lineman you just can't take your eyes off of. Jeffery Simmons is that guy and has been for the last three years."
- Greg McElroy, ESPN (10.27.18)

"One of the best defensive linemen in all of college football and maybe the best we've seen in person this year."
- Dave Pasch, ESPN (10.27.18)

"...The best defensive tackle in the country. He's physical. He plays over the guard. Big, long and lean. He reminds me a lot of Leonard Williams, coached him at USC, a first-round draft pick."
- Ed Orgeron, LSU head coach (10.15.18)

"The best interior disruptor in the nation, Jeffery Simmons has the best combination of pass-rushing and run-stopping when it comes to interior defensive linemen."
- Steve Palazzolo, Pro Football Focus (9.18.18)



ELGTON JENKINS

2018 POSTSEASON ALL-AMERICAN

» The Athletic (first team)

CAREER SNAP SUMMARY ...

YEAR	G-GS	SNAPS	PBLK	RBLK	SACKS	HITS
2015	11-3	457	264	193	1	2
2016	12-5	497	230	267	1	2
2017*	13-13	942	393	549	0	0
2018*	12-12	702	334	368	1	0
TOTAL	48-33	2,598	1,221	1,377	3	4

* - denotes played at center

ELGTON JENKINS AT A GLANCE ...

- One of the top centers in the nation who is also versatile enough to play every position on the line
- Played in 48 career games with 33 starts (25 at center, five at LT, two at LG and one at RT)
- Transitioned into the starting center role in 2017 preseason camp and shined as a junior
- Just one sack allowed across 727 snaps in pass pro played at center the last two seasons per PFF
- 2017 SEC Academic Honor Roll
- 2015 SEC First-Year Academic Honor Roll

ELGTON JENKINS IN 2018 ...

- The No. 1 center prospect for the 2019 NFL Draft according to ESPN's Mel Kiper's Big Board
- Has drawn a first-round grade from many NFL scouts
- Owns the third-highest overall PFF grade among SEC centers who have played at least 700 snaps (73.4)
- His 73.4 overall PFF grade is his highest since 2015 when he finished with a grade of 73.1
- Picked up his first penalty of the season vs. LA Tech in Game 9 and now has just one in 702 total snaps
- Owns an 83.3 pass-blocking grade from PFF, which is No. 3 among SEC centers
- Six pressures allowed are tied for the fourth-fewest in the SEC among centers per PFF (min. 330 pblk snaps)
- Has earned a pass-blocking grade of at least 80.0 from PFF in seven games this season
- Opened lanes for the offense to rush for 226.42 yards per game, which is second-best in the SEC
- Has helped pave the way for the Bulldog offense to rush for 300+ yards in an SEC-best four games

WHAT THEY ARE SAYING ...

"Jenkins is uniquely strong for the center position. Excellent natural anchor and lock-on strength. When he gets his hands on people it's over. Has career starts at every spot except RG. Staff raves about his brain. Should start as a rookie."

- **Jim Nagy, Exec. Director Senior Bowl (11.10.18)**

"Best center in the SEC and maybe in CFB."

- **Cole Cubelic, SEC Network (11.4.18)**

"(Elgton) Jenkins has started at both tackle spots and left guard for the Bulldogs, but he settled in at center last season and hasn't missed a start since. The fifth-year senior's grade is going to be right up there with Frank Ragnow and Billy Price, who were taken in the first round last year."

- **Mel Kiper Jr., ESPN (10.25.18)**

"If you're looking for an interior offensive lineman this season, head to Starkville and check out Elgton Jenkins. The Bulldogs' senior center has a Round 1 grade on my board. That was confirmed by two teams this week as well. Jenkins has incredible versatility along the line and could be a plug-and-play starter at guard or center."

- **Matt Miller, Bleacher Report (10.5.18)**

"(Elgton) Jenkins is the best center in college football ... not even close."

- **Anthony Becht, ESPN (9.20.18)**



NICK FITZGERALD

7 // QUARTERBACK 

FITZGERALD AMONG ACTIVE QUARTERBACKS

CAREER CATEGORY	NUMBER	SEC RANK	FBS RANK
Rushing Yards by a QB	3,504	1st	1st
Gain per Rush	6.0	1st	2nd
Total Offense	9,559	2nd	14th
Rushing Touchdowns	45	1st	1st
Touchdowns Responsible For	99	2nd	5th
100-Yard Rushing Games	20	1st	1st

CAREER STATISTICS

YEAR	G/GS	CMP	ATT	INT	PCT	YDS	TD	RUSH	YDS	AVG	TD
2015	8/0	11	14	0	.786	235	3	23	127	5.5	3
2016	13/13	196	361	10	.543	2,423	21	195	1,375	7.1	16
2017	12/12	159	286	11	.556	1,782	15	162	984	6.1	14
2018	11/11	131	249	7	.526	1,615	15	201	1,018	5.1	12
TOTAL	44/36	497	910	28	.546	6,055	54	581	3,504	6.0	45

NICK FITZGERALD IN 2018 ...

- Rushed for 1,000+ yards for the second time in his career
- The only player in the SEC and one of just five in the FBS with both 12+ passing and rushing touchdowns
- Ranks third in the SEC among all players in rushing yards per game (92.55)
- Ranks second in the SEC in yards per rush among players with at least 200 rushing attempts (5.06)
- Rushed for 100 or more yards in six games, third-most in the SEC among all players and most by an SEC QB
- Tied for fourth in the SEC in rushing touchdowns (12)
- His 201 rushing attempts are the fourth most in the SEC among all players and the most by an SEC QB
- Has 32 runs of 10 or more yards, which leads all SEC quarterbacks and ranks third overall in the conference
- His 13 runs of 20 or more yards rank second overall in the SEC and are his most in a season since logging 17 in 2016
- His 53 first-down runs rank third overall in the SEC
- Tied for second in the SEC in runs of 30 or more yards with six
- Has 26 completions of 20 or more yards, two more than his 2017 season total (he had 32 in 2016)
- Ranks seventh in the SEC in total offense (239.4)
- Longest rush of the season is 76 yards (TD) against No. 16 Texas A&M
- Tossed a season-high four touchdowns twice (vs. LA Tech and vs. Arkansas)
- Over the last five games, has found the end zone 16 times (11 passing, five rushing)
- 21 of his first-down runs have come on third-down attempts, the second-most in the SEC
- Leads the SEC with four runs for 20+ yards on third-down plays

MOST 100-YARD RUSHING GAMES IN MSU HISTORY

Nick Fitzgerald owns the SEC career record for 100-yard rushing games by a QB (20). He has rushed for 100 yards six times this season. Fitzgerald's 20 100-yard rushing games are also the most in MSU career history among all positions.

MSU CAREER 100-YARD RUSHING GAMES

Player	Games	Years
1. Nick Fitzgerald	20	2015-P
2. Anthony Dixon	17	2006-09
3. Jerious Norwood	13	2002-05
4. James Johnson	12	1997-98
Walter Packer	12	1973-76
6. Vick Ballard	10	2010-11
Dicenzo Miller	10	1998-01
Michael Davis	10	1991-94
Michael Haddix	10	1979-82
10. Dak Prescott	9	2012-15
Don Smith	9	1983-86

MISCELLANEOUS STATS

100-YARD RUSHING GAMES

'15	'16	'17	'18	Career	Streak
0	8	6	6	20	1

200-YARD PASSING GAMES

'15	'16	'17	'18	Career	Streak
0	5	2	3	10	0

200-YARD PASSING/100-YARD RUSHING GAMES

'15	'16	'17	'18	Career	Streak
0	4	1	2	7	0

GAMES WITH A TD

'15	'16	'17	'18	Career	Streak
2	10	10	8	30	2

GAMES WITH A PASSING TD

'15	'16	'17	'18	Career	Streak
2	9	8	6	25	2

GAMES WITH A RUSHING TD

'15	'16	'17	'18	Career	Streak
2	7	9	6	24	2

GAMES WITH BOTH A PASSING & RUSHING TD

'15	'16	'17	'18	Career	Streak
2	6	7	4	19	2

GAMES WITH MULTIPLE RUSHING TD

'15	'16	'17	'18	Career	Streak
1	7	5	4	17	1

GAMES WITH MULTIPLE PASSING TD

'15	'16	'17	'18	Career	Streak
1	7	6	5	19	0

GAMES WITH MULTIPLE PASSING & RUSHING TD

'15	'16	'17	'18	Career	Streak
0	4	3	2	9	0

RUSHES OF 10+ YARDS

'15	'16	'17	'18	Career
7	45	32	32	116

RUSHES OF 20+ YARDS

'15	'16	'17	'18	Career
1	17	8	13	39

RUNS FOR A FIRST DOWN

'15	'16	'17	'18	Career
8	66	61	53	188

SEC QB RUSHING CROWN

Nick Fitzgerald is the only quarterback in SEC history to rush for more than 3,000 yards in a career. With his 195 yard outburst against No. 6 Auburn, Fitzgerald passed Tim Tebow for most career rushing yards by a quarterback in SEC History.

SEC CAREER QUARTERBACK RUSHING YARDS

	Player	Team	Years	Yards
1.	Nick Fitzgerald	MSU	2015-p	3,504
2.	Tim Tebow	UF	2006-09	2,947
3.	Matt Jones	ARK	2001-04	2,535
4.	Dak Prescott	MSU	2012-15	2,521
5.	John Bond	MSU	1980-83	2,280

RIISING UP THE MSU RUSHING CHART

Nick Fitzgerald began the 2018 season at No. 8 in MSU career rushing history with 2,486 yards. After grounding out 1,018 yards on 201 attempts this season, he sits at No. 2 (490 yards from the record) behind only Anthony Dixon.

MSU CAREER RUSHING YARDS

	Player	Yds.	Years	Att.	Avg.
1.	Anthony Dixon	3,994	2006-09	910	4.4
2.	Nick Fitzgerald	3,504	2015-p	581	6.0
3.	Jerious Norwood	3,212	2002-05	573	5.6
4.	Walter Packer	2,820	1973-76	483	5.8
5.	Michael Davis	2,721	1991-94	578	4.7
6.	Michael Haddix	2,558	1979-82	425	6.0
7.	LaDarius Perkins	2,554	2010-13	530	4.8
8.	Dak Prescott	2,521	2012-15	536	4.7

CAREER TDs RESPONSIBLE

Nick Fitzgerald is only the third player in SEC history with at least 35 touchdowns both rushing and passing. Tim Tebow (2006-09) and Dak Prescott (2012-15) are the others. With one more touchdown, he will become the eighth player in SEC history with 100 touchdowns in a career.

MSU CAREER TOUCHDOWNS RESPONSIBLE

	Player	Years	Rush	Pass	TD
1.	Dak Prescott	2012-15	41	70+3 rec.	114
2.	Nick Fitzgerald	2015-p	45	54	99
3.	Don Smith	1983-86	21	31	52

SEC CAREER TOUCHDOWNS RESPONSIBLE

	Player	Years	Rush	Pass	TD
1.	Tim Tebow (Florida)	2006-09	57	88	145
2.	Aaron Murray (Georgia)	2010-13	16	121	137
3.	Danny Wuerffel (Florida)	1993-96	8	114	122
4.	Dak Prescott (Miss. State)	2012-15	41	70+3 rec.	114
5.	Drew Lock (Missouri)	2015-p	9	96+1 rec.	106
6.	Peyton Manning (Tennessee)	1994-97	12	89	101
	Chris Leak (Florida)	2003-06	13	88	101
8.	Nick Fitzgerald (Miss. State)	2015-p	45	54	99
9.	Johnny Manziel (Texas A&M)	2012-13	30	63	93
10.	Jared Lorenzen (Kentucky)	2000-03	12	78	90

CAREER TOTAL OFFENSE

Nick Fitzgerald has 9,559 career yards of total offense and ranks second in MSU history behind only Dak Prescott. Fitzgerald and Prescott are the only two players in program history to top the 8,000-yard total offense mark. He currently ranks 13th in SEC history and is 430 yards shy of tying Johnny Manziel (Texas A&M) and Eli Manning (Ole Miss) for 12th place.

MSU CAREER TOTAL OFFENSE

	Player	Years	Plays	Rush	Pass	Total
1.	Dak Prescott	2012-15	1,705	2,521	9,376	11,897
2.	Nick Fitzgerald	2015-p	1,491	3,504	6,055	9,559
3.	Don Smith	1983-86	1,223	1,868	5,229	7,097
4.	John Bond	1980-83	1,237	2,280	4,621	6,901

CAREER RUSHING SCORES

Nick Fitzgerald tied the MSU record for career rushing touchdowns on Oct. 27 against No. 16 Texas A&M with a pair of scores on the ground, and then he scored the 43rd of his career on Nov. 17 against Arkansas to earn sole possession of first place in program history. He added two more at Ole Miss on Nov. 22 to push his career total to 45. His 45 rushing touchdowns are also tied for fifth in SEC history with Carnell Williams (Auburn).

MSU CAREER RUSHING TOUCHDOWNS

	Player	TD	Years	Att.	Yds.
1.	Nick Fitzgerald	45	2015-p	581	3,504
2.	Anthony Dixon	42	2006-09	910	3,994
3.	Dak Prescott	41	2012-15	536	2,521

SEC CAREER RUSHING TOUCHDOWNS

	Player	TD	Years
1.	Tim Tebow (Florida)	57	2006-09
2.	Herschel Walker (Georgia)	49	1980-82
3.	Kevin Faulk (LSU)	46	1995-98
	Benny Snell (Kentucky)	46	2016-p
5.	Nick Fitzgerald (Miss. State)	45	2015-p
	Carnell Williams (Auburn)	45	2001-04
7.	Dalton Hilliard (LSU)	44	1982-85
	Nick Chubb (Georgia)	44	2014-17
9.	Bo Jackson (Auburn)	43	1982-85
10.	Anthony Dixon (Miss. State)	42	2006-09
	Mark Ingram (Alabama)	42	2008-10
	Derrick Henry (Alabama)	42	2013-15

SCORING TOSSES

Nick Fitzgerald has thrown 11 touchdowns over the last five games. He had two against No. 16 Texas A&M, followed up with a season-high four against Louisiana Tech on Nov. 3, did not throw one at No. 1 Alabama on Nov. 10, matched his season high with four on Senior Day against Arkansas on Nov. 17 and then closed the regular season with one at Ole Miss.

MSU CAREER PASSING TOUCHDOWNS

	Player	TD	Years	Yds.	Int.
1.	Dak Prescott	70	2012-15	9,376	23
2.	Nick Fitzgerald	54	2015-p	6,055	28
3.	Tyler Russell	42	2010-13	5,441	23

6,000 CLUB

Nick Fitzgerald's 111 passing yards at Ole Miss on Nov. 22 made him one of only three MSU quarterbacks to cross the 6,000 career passing yardage mark.

MSU CAREER PASSING YARDS

	Player	Yds.	Years	Att.	Cmp.	Pct.
1.	Dak Prescott	9,376	2012-15	1169	734	.628
2.	Wayne Madkin	6,336	1998-01	887	462	.521
3.	Nick Fitzgerald	6,055	2015-p	910	497	.546
4.	Kevin Fant	5,631	2000-03	866	461	.532
5.	Tyler Russell	5,441	2010-13	699	410	.587
6.	Derrick Taite	5,232	1993-96	734	362	.493
7.	Don Smith	5,229	1983-86	738	342	.463
8.	John Bond	4,621	1980-83	665	307	.462



FITZGERALD IN THE RECORD BOOKS

MSU Career Records (4)

Rushing Yards by a QB - 3,504

Yards Per Rush - 6.0

100-Yard Rushing Games by all players - 20*

Rushing Touchdowns by all players - 45

* - denotes SEC record among QBs

MSU Single-Season Records (4)

Yards Per Rush - 7.1 (2016)

Rushing Yards by a QB - 1,375 (2016)

100-Yard Rushing Games - 8 (2016)

100-Yard Rushing Games by a QB - 8 (2016)*

* - denotes SEC record

MSU Single-Game Records (5)

Rushing Yards - 258 at Ole Miss (2016)

Rushing Yards by a QB - 258 at Ole Miss (2016)

Yards Per Rush - 18.4 at Ole Miss (2016)^

Touchdowns Responsible - 7 vs. Samford (2016)*

Passing Touchdowns - 5 vs. Samford (2016)

* - denotes SEC record

^ - denotes second in SEC history

FITZ JOINS 3,000 RUSH YARDS/5,000 PASS YARDS/40 RUSH-40 PASS TD CLUB

Against No. 5 LSU on Oct. 20, **Nick Fitzgerald** rushed 23 times for 131 yards to become the only player in SEC history and one of only 11 players in FBS history to rush for 3,000 yards, throw for 5,000 yards, and score 40 touchdowns on the ground and 40 through the air in a career.

Name	School	Years	Rush Yds	Pass Yds	Rush TD	Pass TD
Nick Fitzgerald	Mississippi State	2015-p	3,504	6,055	45	54
J.T. Barrett	Ohio State	2014-17	3,263	9,434	43	104
Quinton Flowers	USF	2014-17	3,672	8,130	41	71
Lamar Jackson	Louisville	2015-17	4,132	9,043	50	69
Cody Fajardo	Nevada	2011-14	3,482	9,659	44	57
Jordan Lynch	Northern Illinois	2010-13	4,343	6,209	48	51
Denard Robinson	Michigan	2009-12	4,495	6,250	42	49
Colin Kaepernick	Nevada	2007-10	4,112	10,098	59	82
Patrick White	West Virginia	2005-08	4,480	6,049	47	56
Brad Smith	Missouri	2002-05	4,289	8,799	44	56
Antwaan Randle El	Indiana	1998-01	3,895	7,469	44	42

FITZ RUSHES FOR 10+ TOUCHDOWNS IN THREE STRAIGHT SEASONS

Nick Fitzgerald is only the seventh FBS quarterback since 2005 to rush for 10 touchdowns in three straight seasons, joining former Bulldog Dak Prescott. Also, Fitzgerald had his third season with 10+ passing TD and 10+ rushing TD and joined Dak Prescott and Tim Tebow (Florida) as the only players in SEC history to do so.

FBS QUARTERBACKS WITH 10+ RUSHING TOUCHDOWNS IN THREE STRAIGHT SEASONS (SINCE 2005)

Name	School	Season (Rush TDs)
Nick Fitzgerald	Mississippi State	2016 (16), 2017 (14), 2018 (12)
Lamar Jackson	Louisville	2015 (11), 2016 (21), 2017 (18)
Quinton Flowers	USF	2015 (12), 2016 (18), 2017 (11)
Dak Prescott	Mississippi State	2013 (13), 2014 (14), 2015 (10)
Colin Kaepernick	Nevada	2008 (17), 2009 (16), 2010 (20)
Keenan Reynolds	Navy	2012 (10), 2013 (31), 2014 (23), 2015 (24)
Tim Tebow	Florida	2007 (23), 2008 (12), 2009 (14)

TWENTY-TWO GRADUATES

TO APPEAR AT OUTBACK BOWL



A total of 22 members of the 2018 MSU football team will be wearing the graduation patch in the Outback Bowl. 20 members of the squad earned their degrees earlier this December, while two had already graduated. The graduates are:

Johnathan Abram
Stephen Adegoke
Tre Brown
Deion Calhoun
Brian Cole
Malik Dear
Nick Fitzgerald
Gerri Green
Grant Harris
Braxton Hoyett
Jesse Jackson
Elgton Jenkins
Jaquarius Landrews
Dontavian Lee
Mark McLaurin
Chris Rayford
Chauncey Rivers
Michael Story
Montez Sweat
Cory Thomas
Aeris Williams
Evans Wilkerson



OFFENSE

#61 Deion Calhoun - OG

Nickname is "Shaq," which was given to him because he is a skilled basketball player ... Chose MSU because "it is a family" ... Related to former Alabama standout David Palmer ... Hosts the offensive line at his house often for cook outs.

#55 Greg Eiland - OT

Nickname is "Peewee" ... Enjoys being outdoors ... Avid hunter and fisher ... Rides bulls and horses ... Boston Red Sox fan.

#7 Nick Fitzgerald - QB

Born in Germany ... Father, Derrick, served in the Air Force ... Grew up a fan of Georgia football ... His uncle Charles Pledger played cornerback at Georgia (1990-93) ... Favorite athlete is David Greene ... Favorite musical artist is Marshmello ... Regularly attends music festivals ... Huge Pittsburgh Penguins fan ... Avid Fortnite player and will occasionally live stream gaming sessions.

#82 Farrod Green - TE

Grew up with teammate Leo Lewis ... Played basketball until the 10th grade ... Enjoys watching Netflix and is currently watching Last Chance U ... His father coaches at Cophia Lincoln Community College and he grew up on Co-Lin's campus ... His father has coached at Co-Lin for over 25 years and has coached Nick Fairley, DeQuan Menzie, Arthur Maulet and MSU alum Donald Gray ... Aspires to be a coach like his father one day.

#1 Stephen Guidry - WR

Nickname is "Bankroll" ... Hidden talent is jiggling.

#8 Kylin Hill - RB

Hidden talent is dancing ... Favorite artist is NBA Youngboy... His dream is to meet Kobe Bryant one day.

#86 - Jesse Jackson - WR

Three sport athlete that also played baseball and basketball in high ... Transitioned from a quarterback to wide receiver following his freshman year of high school ... Mother, Angela, played basketball at Southern Miss (1997-2000) and spent time in the WNBA's Cleveland Rockers and Portland Fire ... Owns a drone and makes short videos starring his dog.

#3 Devonta Jason - WR

Nickname is "Whop," which was given to him by his grandmother who called him a "whopper" of a baby ... Played high school football at Landry-Walker with current MSU quarterback Keytaon Thompson.

#81 - Justin Johnson - TE

Loves to dance and sing ... Can catch flies with his hands ... Talks to his mother before every game as part of his pregame superstition ... Would play golf if he could play any other sport ... Says he has the cleanest locker on the team ... Claims his alter-ego is a "supermodel, stand-up comedian/detective"

#74 - Elgton Jenkins - C

Nickname is "Big E" ... All-time favorite MSU player is Mario Haggan ... Models his game after fellow Clarksdale, Mississippi native and NFL veteran Terrence Metcalf.

#28 - Dontavian Lee - RB

Grew up modeling his game after Adrian Peterson ... Favorite flavor of ice cream is caramel ... His walkout song would be "World's Greatest" by R, Kelly ... Wants to open a recreation center and impact inner-city youth.

#87 Osirus Mitchell - WR

Grandmother called him "Bam Bam" growing up because he tended to break and throw things ... Skilled cooked and painter ... Wanted to play basketball not football in college his entire high school career ... Only decided to pursue football after his senior year ... Addicted to white chocolate Hershey's and hot Cheetos ... Shares the same birthday (Sept. 15) with his mother and sister ... Enjoys fishing to relax.

#51 - Stewart Reese - OT

Nickname is "Big Stew" ... Enjoys playing video games ... His favorite video game series is Call of Duty with his favorite game being Black Ops 3 ... Animal lover, especially favors dogs ... Enjoys singing ... Aspires to be a doctor.

#26 Aeris Williams - RB

Nickname is "A-Train" and uses the train whistle text tone on his phone ... Switched to No. 26 for his senior season for the Bible verse Genesis 1:26 ... Enjoys music and singing and can often be heard singing throughout the football facility.

#85 - Austin Williams - WR

Lived in Germany for two years when he was in the fifth grade ... Enjoys skydiving.

DEFENSE

#38 Johnathan Abram - S

Two-sport athlete who earned three varsity letters in baseball... Married wife, BriAnna, in May of 2018 ... Has a daughter named Harlee.

#64 - Stephen Adegoke - S

Favorite sports figure growing was Lou Williams ... Favorite superhero is Batman ... Earned his bachelor's degree in communication studies in May ... Currently working on his master's degree in business administration ... Placed on scholarship during fall camp.

#32 Brian Cole - S

Nickname is "BCole" ... Was on the swim team in middle school ... Avid video gamer that enjoys playing Call of Duty ... Hails from Saginaw, Michigan where he was the No. 1 receiver in the state of Michigan coming out of high school.

#3 - Cam Dantzler - CB

Nickname in high school was "The Needle", because he was long and skinny but "when I hit you, it hurts" Enjoys singing and watching cartoons ... His favorite cartoons are SpongeBob SquarePants and The Boondocks.

#6 Willie Gay Jr. - LB

Starkville native that was high school teammates with fellow Bulldog Kobe Jones ... Grew up a Mississippi State fan ... enjoys singing ... Mother calls him Chip because she says he is "sweet as a chocolate chip."

#4 Gerri Green - DE

Nickname is "G4" ... Father, Gerri Sr., played football at Arkansas-Pine Bluff ... Looks up to former Bulldog linebacker and Super Bowl champion Seattle Seahawk K.J. Wright ... Leader in community service among team ... Served on MSU's Student-Athlete Advisory Council (2015-16) ... Elected to SEC Football Student-Athlete Leadership Council in 2017 and 2018 ... Interning with MSU's Athletic Communication department over the fall semester as part of a sports career and practicum class.

#95 Braxton Hoyett - OT

Plays in honor of his father, Nicholas, who passed away at the age of 38 from cirrhosis of the liver in the summer of 2017.

#41 Mark McLaurin - S

Nickname is "M.J." for Mark Jr. ... Graduates in December and has dedicated his success both on and off the field to his former MSU teammate Keith Joseph, who passed away in 2015 ... Fan of the New York Yankees ... Says he is a "country boy" ... Enjoys riding dirt bikes and four wheelers, mudding, fishing and hunting.

#24 Chris Rayford - CB

Started playing football in the seventh grade ... Favorite sports movie is The Water Boy ... Sings often and will make music videos that he will post on Instagram.

#94 Jeffery Simmons - NG

Described as a giant "teddy bear" by the team ... Loves to joke around with his teammates ... Plays football to provide a better opportunity for his family, especially his son ... Grew up riding horses in Macon, Miss. ... Plays in honor of his family and former teacher and godmother, Wilma Mullins, who passed away in a September car accident.

#9 Montez Sweat - DE

First name is Shaquan, which his teammates - especially Jeffery Simmons - use to mess with him ... Raised by his grandparents.

SPECIAL TEAMS

#66 Joel Baldwin - LS

Placed on scholarship during fall camp ... a cadet in the Army ROTC program.

#42 Tucker Day - P

Enjoys singing acting ... Several family members are actors ... Skilled at impersonating people and characters ... Avid hockey fan and enjoys playing hockey as well ... Big fan of the Nashville Predators and New York Rangers.

#47 - Jace Christmann - K

Born John Christmann V His family did not call him John for the first month of his life to avoid the confusion of being a fifth-generation John ... His dad found the name Jace in an old book, which is derived from the initials J.C. ... Spent his flight home over the bye week learning to solve a Rubik's Cube.

#48 Scott Goodman - K

Is a triplet ... The only boy of the triplet set and was born second by a minute ... His older sister, Jamie, attends Ole Miss while his younger sister, Sydney, attends Auburn.

RANKINGS

COLLEGE FOOTBALL PLAYOFF

Rank	Team	Record
1.	Alabama	13-0
2.	Clemson	13-0
3.	Notre Dame	12-0
4.	Oklahoma	12-1
5.	Georgia	11-2
6.	Ohio State	12-1
7.	Michigan	10-2
8.	UCF	12-0
9.	Washington	10-3
10.	Florida	9-3
11.	LSU	9-3
12.	Penn State	9-3
13.	Washington State	10-2
14.	Kentucky	9-3
15.	Texas	9-4
16.	West Virginia	8-3
17.	Utah	9-4
18.	Mississippi State	8-4
19.	Texas A&M	8-4
20.	Syracuse	9-3
21.	Fresno State	11-2
22.	Northwestern	8-5
23.	Missouri	8-4
24.	Iowa State	8-4
25.	Boise State	10-3

ASSOCIATED PRESS

Rank	Team	Record	Points
1.	Alabama (61)	13-0	1525
2.	Clemson	13-0	1460
3.	Notre Dame	12-0	1405
4.	Oklahoma	12-1	1327
5.	Ohio State	12-1	1254
6.	Georgia	11-2	1247
7.	UCF	12-0	1158
8.	Michigan	10-2	1076
9.	Washington	10-3	992
10.	Florida	9-3	894
11.	LSU	9-3	847
12.	Washington State	10-2	845
13.	Penn State	9-3	773
14.	Texas	9-4	763
15.	West Virginia	8-3	694
16.	Kentucky	9-3	639
17.	Syracuse	9-3	516
18.	Mississippi State	8-4	375
19.	Fresno State	11-2	373
20.	Utah	9-4	362
21.	Texas A&M	8-4	359
22.	Army	9-2	209
23.	Boise State	10-3	144
24.	Missouri	8-4	133
25.	Iowa State	8-4	110

RV: Northwestern 109, Utah State 86, NC State 54, Cincinnati 39, Stanford 28, Appalachian State 19, UAB 4, Iowa 4, Oregon 1, Troy 1

AMWAY COACHES POLL

Rank	Team	Record	Points
1.	Alabama (62)	13-0	1598
2.	Clemson (2)	13-0	1538
3.	Notre Dame	12-0	1460
4.	Oklahoma	12-1	1375
5.	Ohio State	12-1	1326
6.	Georgia	11-2	1316
7.	UCF	12-0	1218
8.	Michigan	10-2	1122
9.	Washington	10-3	1046
10.	Florida	9-3	976
11.	LSU	9-3	899
12.	Penn State	9-3	889
13.	Washington State	10-2	856
14.	Texas	9-4	776
15.	Kentucky	9-3	696
16.	West Virginia	8-3	683
17.	Syracuse	9-3	505
18.	Mississippi State	8-4	501
19.	Utah	9-4	411
20.	Texas A&M	8-4	388
21.	Fresno State	11-2	357
22.	Northwestern	8-5	159
23.	Utah State	10-2	125
24.	Boise State	10-3	122
25.	Army	9-2	114

RV: Iowa State 87, NC State 63, Cincinnati 62, Missouri 61, Appalachian State 32, Iowa 19, Stanford 9, Oregon 5, UAB 4, Buffalo 1, Georgia Southern

MISCELLANEOUS STATS

TURNOVER CHART

Opponent	Forced by MSU					Forced By Opponent				
	Fum	Int	Tot	Pts Off	Margin	Fum	Int	Tot	Pts Off	
Stephen F. Austin	0	1	1	7	+1	0	0	0	0	
at Kansas State	0	1	1	7	0	0	1	1	7	
Louisiana	0	1	1	0	0	0	1	1	7	
at Kentucky	0	1	1	0	0	0	1	1	7	
Florida	0	1	1	0	+1	0	0	0	0	
Auburn	2	0	2	7	+1	0	1	1	3	
at LSU	0	1	1	0	-3	0	4	4	7	
Texas A&M	0	1	1	7	+1	0	0	0	0	
Louisiana Tech	0	1	1	0	+1	0	0	0	0	
at Alabama	1	1	1	0	+1	1	0	1	7	
Arkansas	2	1	3	17	+2	1	0	1	3	
at Ole Miss	1	2	3	14	+3	0	0	0	0	
TOTALS	6	12	18	59	+8	2	8	10	41	

REDZONE CHART

MISSISSIPPI STATE							OPPONENTS						
Opponent	Inside			TD Pct.	FG	Score Pct.	Opponent	Inside			TD Pct.	FG	Score Pct.
	20	TD	Run/Pass					20	TD	Run/Pass			
Stephen F. Austin	4	4	3/1	1.000	0	1.000	Stephen F. Austin	2	0	0/0	0.000	2	1.000
at Kansas State	5	3	1/2	0.600	1	0.800	at Kansas State	1	0	0/0	0.000	1	1.000
Louisiana	5	5	5/0	1.000	0	1.000	Louisiana	1	1	0/1	1.000	0	1.000
at Kentucky	1	1	1/0	1.000	0	1.000	at Kentucky	4	2	2/0	0.500	0	0.500
Florida	2	0	0/0	0.000	2	1.000	Florida	3	1	0/1	0.333	2	1.000
Auburn	4	1	1/0	0.250	2	0.750	Auburn	3	0	0/0	0.000	2	0.667
at LSU	2	0	0/0	0.000	1	0.500	at LSU	5	1	1/0	0.200	3	0.800
Texas A&M	1	1	1/0	1.000	0	1.000	Texas A&M	3	0	0/0	0.000	2	0.667
Louisiana Tech	3	3	1/2	1.000	0	1.000	Louisiana Tech	1	0	0/0	0.000	0	0.000
at Alabama	1	0	0/0	0.000	0	0.000	at Alabama	4	3	2/1	0.500	0	0.750
Arkansas	6	5	2/3	0.833	1	1.000	Arkansas	4	0	0/0	0.000	2	0.500
at Ole Miss	5	5	4/1	1.000	0	1.000	at Ole Miss	1	0	0/0	0.000	1	1.000
TOTALS	39	28	19/9	0.718	7	0.897	TOTALS	32	8	5/3	0.250	15	0.719

CAREER STARTS BY POSITION

OFFENSE

LT	TE
Greg Eiland - 16	Farrod Green - 21
Elgton Jenkins - 5	Justin Johnson - 14
LG	WR
Darryl Williams - 24	Jesse Jackson - 16
Michael Story - 3	Osirus Mitchell - 12
Elgton Jenkins - 2	Malik Dear - 9
	Keith Mixon - 8
C	Deddrick Thomas - 8
Elgton Jenkins - 25	Stephen Guidry - 5
	Austin Williams - 4
RG	RB
Deion Calhoun - 35	Aeris Williams - 17
	Kylin Hill - 10
RT	Nick Gibson - 1
Stewart Reese - 25	
Elgton Jenkins - 1	QB
	Nick Fitzgerald - 35
	Keytaon Thompson - 2

DEFENSE

DE	S
Montez Sweat - 18	Mark McLaurin - 29
Gerri Green - 12	Johnathan Abram - 17
Fletcher Adams - 6	Jamal Peters - 2
	Brian Cole - 2
DT	Jaquarius Landrews - 2
Jeffery Simmons - 27	C.J. Morgan - 2
Braxton Hoyett - 20	Chris Rayford - 1
Cory Thomas - 6	
Tre Brown - 3	CB
Fletcher Adams - 1	Jamal Peters - 14
Kobe Jones - 1	Cameron Dantzler - 12
Lee Autry - 1	Chris Rayford - 9
Grant Harris - 1	Maurice Smitherman - 2
LB	
Leo Lewis - 33	
Erroll Thompson - 15	
Gerri Green - 14	
Montez Sweat - 7	
Willie Gay Jr. - 5	

OFFENSIVE GAME-BY-GAME STARTERS

Game	WR (X)	WR (H)	WR (Z)	LT	LG	C	RG	RT	TE	RB	QB
Stephen F. Austin	Guidry	Au. Williams	Mitchell	Eiland	D. Williams	Jenkins	Calhoun	Reese	J. Johnson	Hill	Thompson
at Kansas State	Guidry	Au. Williams	Mitchell	Eiland	D. Williams	Jenkins	Calhoun	Reese	J. Johnson	Hill	Fitzgerald
Louisiana	Guidry	Au. Williams	Mitchell	Eiland	D. Williams	Jenkins	Calhoun	Reese	J. Johnson	Hill	Fitzgerald
at Kentucky	Guidry	Au. Williams	Mitchell	Eiland	D. Williams	Jenkins	Calhoun	Reese	J. Johnson	Hill	Fitzgerald
Florida	Guidry	D. Thomas	Mitchell	Eiland	D. Williams	Jenkins	Calhoun	Reese	J. Johnson	Hill	Fitzgerald
Auburn	Jackson	D. Thomas	Mitchell	Eiland	Story	Jenkins	Calhoun	Reese	J. Johnson	Hill	Fitzgerald
at LSU	Jackson	D. Thomas	Mitchell	Eiland	D. Williams	Jenkins	Calhoun	Reese	J. Johnson	Hill	Fitzgerald
Texas A&M	Jackson	D. Thomas	Mitchell	Eiland	D. Williams	Jenkins	Calhoun	Reese	J. Johnson	Williams	Fitzgerald
Louisiana Tech	Jackson	D. Thomas	Mitchell	Eiland	D. Williams	Jenkins	Calhoun	Reese	J. Johnson	Hill	Fitzgerald
at Alabama	Jackson	D. Thomas	Mitchell	Eiland	D. Williams	Jenkins	Calhoun	Reese	J. Johnson	Hill	Fitzgerald
Arkansas	Jackson	D. Thomas	Mitchell	Eiland	D. Williams	Jenkins	Calhoun	Reese	J. Johnson	Williams	Fitzgerald
at Ole Miss	Jackson	D. Thomas	Mitchell	Eiland	D. Williams	Jenkins	Calhoun	Reese	J. Johnson	Hill	Fitzgerald

DEFENSIVE GAME-BY-GAME STARTERS

Game	DE	DT	NG	DE	WLB	MOLB	S/LB	CB	FS	SS	CB
Stephen F. Austin	Sweat	Hoyett	Simmons	Green	Lewis	Thompson	Cole (Star)	Peters	McLaurin	Abram	Dantzler
at Kansas State	Sweat	Hoyett	Simmons	Green	Lewis	Thompson	Gay Jr.	Peters	McLaurin	Abram	Dantzler
Louisiana	Sweat	Hoyett	Simmons	Green	Lewis	Thompson	Cole (Star)	Peters	McLaurin	Rayford	Dantzler
at Kentucky	Sweat	Hoyett	Simmons	Green	Lewis	Thompson	Cole (Star)	Rayford	McLaurin	Abram	Dantzler
Florida	Sweat	Hoyett	Simmons	Green	Lewis	Thompson	Cole (Star)	Smitherman	McLaurin	Abram	Dantzler
Auburn	Sweat	Hoyett	Simmons	Green	Lewis	Thompson	Landrews	Smitherman	McLaurin	Abram	Dantzler
at LSU	Sweat	Hoyett	Simmons	Green	Lewis	Thompson	Gay Jr.	Brown (DT)	K. Jones (DT)	Adams (DT)	Dantzler
Texas A&M	Sweat	Autry	Simmons	Green	Lewis	Thompson	Landrews	Peters	McLaurin	Abram	Dantzler
Louisiana Tech	Sweat	Hoyett	Simmons	Green	Lewis	Thompson	Landrews	Peters	McLaurin	Abram	Dantzler
at Alabama	Sweat	Hoyett	Simmons	Green	Gay Jr.	Thompson	Abram	Peters	McLaurin	Morgan	Dantzler
Arkansas	Sweat	Harris	Brown	Green	Gay Jr.	Thompson	Abram (Star)	Peters	McLaurin	Morgan	Dantzler
at Ole Miss	Sweat	Hoyett	Simmons	Green	Gay. Jr.	Thompson	Abram (Star)	Peters	McLaurin	Morgan	Dantzler

PLAYER CAREER HIGHS

RUSHING

Player	Carries	Opponent	Yards	Opponent	TDs	Opponent	Long	Opponent
Malik Dear	5	Kentucky, '16	77	Kentucky, '16	1	Twice	52	Texas A&M, '15
Nick Fitzgerald	28	Auburn, '18	258	Ole Miss, '16	4	Twice	76	Texas A&M, '18
Nick Gibson	6	Twice	64	Louisiana Tech, '18	1	Texas A&M, '17	62	Louisiana Tech, '18
Kylin Hill	23	Auburn, '18	215	Kansas State, '18	2	Kansas State, '18	52	Kansas State, '18
Dontavian Lee	6	Stephen F. Austin, '18	44	Troy, '15	1	Charleston So., '17	23	Troy, '15
Jalen Mayden	5	Stephen F. Austin, '18	22	Stephen F. Austin, '18	None		14	Stephen F. Austin, '18
Keith Mixon	5	Samford, '16	38	Samford, '16	None		15	Samford, '16
Alec Murphy	2	Charleston So., '17	9	Charleston So., '17	None		6	Charleston So., '17
Dedrick Thomas	1	Twice	7	Louisiana Tech, '17	None		7	Louisiana Tech, '17
Robert Rivers	3	Louisiana, '18	21	Louisiana, '18	None		9	Louisiana, '18
Keytaon Thompson	27	Louisville, '17	147	Louisville, '17	3	Louisville, '17	40	Kentucky, '17
Aeris Williams	25	Ole Miss, '16	191	Ole Miss, '16	2	Twice	36	Ole Miss, '16

PASSING

Player	Attempts	Opponent	Completions	Opponent	Yards	Opponent	TDs	Opponent
Nick Fitzgerald	39	UMass, '16	26	UMass, '16	417	Samford, '16	5	Samford, '16
Keytaon Thompson	31	Stephen F. Austin, '18	13	Twice	364	Stephen F. Austin, '18	5	Stephen F. Austin, '18

RECEIVING

Player	Receptions	Opponent	Yards	Opponent	TDs	Opponent	Long	Opponent
Brad Cumbest	1	Louisiana, '18	21	Louisiana, '18	None		21	Louisiana, '18
Malik Dear	6	LA Tech, '15	70	LA Tech, '15	2	Ole Miss, '15	27	LA Tech, '15
Nick Gibson	1	Three Times	9	Twice	None		9	Stephen F. Austin, '18
Farrod Green	3	Three Times	68	Charleston So., '17	1	UMass, '16	62	Charleston So., '17
Stephen Guidry	3	Twice	130	Texas A&M, '18	1	Three Times	84	Texas A&M, '18
Kylin Hill	5	Louisiana Tech, '18	53	Stephen F. Austin, '18	1	Three Times	53	Stephen F. Austin, '18
Jesse Jackson	4	Twice	45	Ole Miss, '17	1	Louisiana Tech, '18	32	Ole Miss, '17
Devonta Jason	1	Stephen F. Austin, '18	25	Stephen F. Austin, '18	None		25	Stephen F. Austin, '18
Justin Johnson	3	Twice	59	Arkansas, '18	1	Three Times	37	Louisiana Tech, '18
Dontea Jones	1	Twice	21	Kansas State, '18	1	Stephen F. Austin, '18	21	Kansas State, '18
Dontavian Lee	1	Three Times	11	LA Tech, '15	None		11	LA Tech, '15
Keith Mixon	6	LSU, '17	97	LSU, '17	1	Four Times	45	Twice
Osirus Mitchell	6	Twice	114	Stephen F. Austin, '18	2	Stephen F. Austin, '18	84	Stephen F. Austin, '18
Dedrick Thomas	4	Ole Miss, '17	70	Louisiana Tech, '18	1	Four Times	44	Louisiana, '18
Aeris Williams	3	BYU, '17	33	BYU, '17	1	Stephen F. Austin, '18	28	Louisiana Tech, '17
Austin Williams	2	Twice	52	Arkansas, '18	2	Arkansas, '18	33	Arkansas, '18

PUNTING

Player	No.	Opponent	Yards	Opponent	Inside 20	Opponent	Avg. (Min. 3)	Opponent	Long	Opponent
Tucker Day	7	Kentucky, '18	263	Kentucky, '18	3	Twice	41.0	Stephen F. Austin, '18	59	Kentucky, '18
Kody Schexnayder	7	Alabama, '16	210	Alabama, '16	2	Alabama, '16	41.0	Texas A&M, '16	52	Texas A&M, '16

KICKING

Player	PAT	Opponent	FGs	Opponent	Long	Opponent	Points	Opponent
Jace Christmann	8	Louisiana, '18	3	Twice	47	Twice	13	LSU, '17

TACKLES

Player	Tackles	Opponent
Johnathan Abram	12	Arkansas, '18
Fletcher Adams	5	Twice
Stephen Adegoke	3	Louisiana Tech, '17
Lee Autry	3	Stephen F. Austin, '18
Tre Brown	4	Louisiana Tech, '17
Aaron Brule	1	Louisiana, '18
Korey Charles	1	Twice
Brian Cole	6	Florida, '18
Cameron Dantzler	7	Louisiana, '18
Willie Gay Jr.	9	Alabama, '18
Gerri Green	11	Troy, '15
Grant Harris	2	Seven Times
Braxton Hoyett	4	Twice
James Jackson	2	Stephen F. Austin, '18
Kendell Jones	2	Charleston So., '17
Kobe Jones	5	Charleston So., '17
Jaquarius Landrews	7	Texas A&M, '18
Dontavian Lee	3	Stephen F. Austin, '18
Leo Lewis	12	BYU, '16
Mark McLaurin	11	Three Times
Alec Murphy	2	Kansas State, '18
C.J. Morgan	4	Ole Miss, '18
Jamal Peters	8	Arkansas, '18
Shawn Preston Jr.	1	Stephen F. Austin, '18
Chris Rayford	7	Samford, '16
Jaylon Reed	3	Stephen F. Austin, '18
Chauncey Rivers	4	Louisiana, '18
Jeffery Simmons	10	LSU, '18
Maurice Smitherman	5	LSU, '18
Marquiss Spencer	5	BYU, '16
Montez Sweat	7	Twice
Cory Thomas	4	Twice
Erroll Thompson	14	Florida, '18
Tim Washington	9	Louisiana, '18
Nathaniel Watson	2	Stephen F. Austin, '18
Tyler Williams	2	Twice

TACKLES FOR LOSS

Player	TFL	Opponent
Johnathan Abram	3.5	Arkansas, '18
Fletcher Adams	1.5	Charleston So., '17
Tre Brown	1.0	Twice
Brian Cole	1.0	Three times
Cameron Dantzler	1.0	Twice
Willie Gay Jr.	2.0	Alabama, '18
Gerri Green	2.0	Louisiana Tech, '17
Grant Harris	1.0	Ole Miss, '17
Braxton Hoyett	2.0	Kentucky, '18
Kendell Jones	1.0	Charleston So., '17
Kobe Jones	2.5	Three Times
Jaquarius Landrews	2.5	Texas A&M, '18
Leo Lewis	2.0	South Alabama, '16
Mark McLaurin	1.5	Alabama, '17
Jamal Peters	1.5	Northwestern State, '15
Chauncey Rivers	2.0	Louisiana, '18
Jeffery Simmons	3.5	Stephen F. Austin, '18
Marquiss Spencer	1.5	Arkansas, '17
Montez Sweat	3.5	Stephen F. Austin, '18
Cory Thomas	1.5	Texas A&M, '18
Erroll Thompson	2.5	Arkansas, '18
Tim Washington	1.0	Louisiana, '18

SACKS

Player	Sacks	Opponent
Fletcher Adams	1.0	Kansas State, '18
Johnathan Abram	1.5	Twice
Brian Cole	1.0	Kansas State, '18
Willie Gay Jr.	2.0	Alabama, '18
Gerri Green	2.0	Louisiana Tech, '17
Grant Harris	1.0	Ole Miss, '17
Braxton Hoyett	0.5	Three Times
Jaquarius Landrews	2.0	Texas A&M, '18
Leo Lewis	1.0	Ole Miss, '16
Mark McLaurin	1.5	Alabama, '17
Jamal Peters	1.0	Northwestern State, '15
Chauncey Rivers	0.5	Kentucky, '18
Jeffery Simmons	1.5	LSU, '17
Marquiss Spencer	1.0	Auburn, '16
Montez Sweat	3.0	Auburn, '18
Cory Thomas	1.0	Texas A&M, '18
Erroll Thompson	1.5	Twice

INTERCEPTIONS

Player	INT	Opponent
Johnathan Abram	1	Twice
Stephen Adegoke	1	Louisiana Tech, '18
Brian Cole	1	Kentucky, '18
Cameron Dantzler	1	Three Times
Willie Gay Jr.	1	Alabama, '18
Gerri Green	1	Three Times
Braxton Hoyett	1	Kentucky, '17
Kobe Jones	1	Louisville, '17
Mark McLaurin	3	Louisville, '17
C.J. Morgan	1	Twice
Jamal Peters	1	Three Times
Maurice Smitherman	1	Twice
Cory Thomas	1	Kentucky, '15
Errol Thompson	1	Twice



THE LAST TIME MSU ...

RUSHING

Had 400+ yards rushing: at Ole Miss, 2016 (457)
Had 300+ yards rushing: at Ole Miss, 2018 (309)
Had 250+ yards rushing: at Ole Miss, 2018 (309)
Had 200+ yards rushing: at Ole Miss, 2018 (309)
Had 70+ rushing attempts: vs. Arkansas, 2010 (70)
Had 60+ rushing attempts: vs. Ole Miss, 2017 (62)
Had 50+ rushing attempts: at Ole Miss, 2018 (51)
Had seven+ rushing TDs: vs. Louisiana, 2018 (6)
Had six+ rushing TDs: vs. Louisiana, 2018 (6)
Had five+ rushing TDs: vs. Louisiana, 2018 (6)
Had four+ rushing TDs: at Ole Miss, 2018 (4)
Had three+ rushing TDs: at Ole Miss, 2018 (4)
Had two+ players with 100 yards rushing: at Ole Miss, 2018 (Fitzgerald 117, Hill 108)
Had three+ players with 100 yards rushing: vs. NE Louisiana, 1996 (Tony Buckhalter 119, Nakia Greer 110, Robert Isaac 103)

PASSING

Had 450+ yards passing: at Arkansas, 2015 (508)
Had 400+ yards passing: vs. Samford, 2016 (417)
Had 300+ yards passing: vs. Stephen F. Austin, 2018 (398)
Had 200+ yards passing: vs. Louisiana Tech, 2018 (243)
Had 40+ pass attempts: at Alabama, 2016 (43)
Had 30+ pass attempts: at Kentucky, 2018 (32)
Had 25+ pass completions: vs. UMass, 2016 (26)
Had 20+ pass completions: vs. BYU, 2017 (20)
Had five+ passing TDs: vs. Arkansas, 2018 (5)
Had four+ passing TDs: vs. Arkansas, 2018 (5)
Had three+ passing TDs: vs. Arkansas, 2018 (5)
Had four+ passes intercepted: at LSU, 2018 (4)
Had three+ passes intercepted: at LSU, 2018 (4)

RECEIVING

Had two players with 100 yards receiving: vs. Samford, 2016 (Donald Gray, 207; Fred Ross, 107)
Had 10+ different receivers catch a pass: vs. Stephen F. Austin, 2018 (12)
Had eight+ different receivers catch a pass: vs. Louisiana Tech, 2018 (9)

COMBINATION OFFENSE

Had one 300-yard passer and one 100-yard rusher in a game: vs. Brigham Young, 2001 (Kevin Fant 346 pass & Dicenso Miller 119 rush)
Had one 100-yard receiver and one 100-yard rusher in a game: vs. Stephen F. Austin, 2018 (Osirus Mitchell 114 receiving & Keytaon Thompson 109 rush)

TOTAL OFFENSE

Had 600+ yards total offense: vs. Louisiana, 2018 (607)
Had 550+ yards total offense: vs. Louisiana, 2018 (607)
Had 500+ yards total offense: vs. Louisiana Tech, 2018 (532)
Had 400+ yards total offense: at Ole Miss, 2018 (420)
Had 85+ plays total offense: vs. Ole Miss, 2017 (94)
Had 80+ plays total offense: vs. Ole Miss, 2017 (94)
Had 75+ plays total offense: vs. Louisville, 2017 (75)

SCORING

Scored 60+ points: vs. Stephen F. Austin, 2018 (63)
Scored 50+ points: vs. Arkansas, 2018 (52)
Scored 40+ points: vs. Arkansas, 2018 (52)
Scored 30+ points: at Ole Miss, 2018 (35)
Allowed 60+ points: vs. South Carolina, 1995 (65)
Allowed 50+ points: vs. Arkansas, 2016 (58)
Allowed 40+ points: at Auburn, 2017 (49)
Allowed 30+ points: vs. Ole Miss, 2017 (31)
Was held scoreless: at No. 1 Alabama, 2018 (0-24)
Was held scoreless at Scott Field: vs. LSU, 2007 (0-45)
Was held scoreless on the road: at No. 1 Alabama, 2018 (0-24)
Was held scoreless at a non-campus site: vs. Florida, 1989 (21-0 in Tampa, Fla.)
Held opponent scoreless: vs. Charleston Southern, 2017 (49-0)
Held opponent scoreless at Scott Field: vs. Charleston Southern, 2017 (49-0)
Held opponent scoreless on the road: at South Carolina, 1998 (38-0)
Held opponent scoreless at neutral site: vs. Kansas, 1981 Hall of Fame Bowl (10-0)
Held opponent without a touchdown: at Ole Miss, 2018 (35-3)
Held opponent without an offensive touchdown: at Ole Miss, 2018 (35-3)
Held two opponents scoreless in one season: 2014
Held three opponents scoreless in one season: 1963
Held an SEC opponent scoreless: vs. Vanderbilt, 2014 (51-0)
Held two SEC opponents scoreless in one season: 1998
Scored a two-point conversion passing: vs. Arkansas, 2016 (Nick Fitzgerald to Fred Ross)
Scored a two-point conversion rushing: vs. Ole Miss, 2017 (Keytaon Thompson rush)
Attempted a two-point conversion: vs. Ole Miss, 2017 (rush successful)

TURNOVERS

Committed eight+ turnovers: at Arkansas, 2003 (8)
Committed seven+ turnovers: vs. LSU, 2007 (7)
Had five+ fumbles: vs. Georgia Tech, 2009 (5)
Lost four+ fumbles: vs. Georgia Tech, 2009 (4)
Lost three+ fumbles: vs. Ole Miss, 2017 (3)
Did not commit a turnover: at Ole Miss, 2018
Did not cause a turnover: vs. Alabama, 2017
Recorded six+ takeaways: at Kentucky, 2007 (6)
Recorded five+ takeaways: vs. Arkansas, 2012 (5)
Returned three+ interceptions for TDs: vs. Arkansas State, 1994 (Walt Harris - 41; Jimmy Lipscomb - 28; Dwayne Curry - 29)
Returned two+ interceptions for TDs: vs. Jackson State, 2012 (Darius Slay - 52, Matthew Wells - 22)
Returned one interception for a TD: vs. UMass, 2017 (58 yards by J.T. Gray)
Returned a fumble for a TD: at Louisiana Tech, 2017 (90 yards by Jeffery Simmons)
Two players had 2+ interceptions at Middle Tennessee, 2009 (Corey Broomfield - 2; Johnthan Banks - 2)

DEFENSE

Held opponent to 10 or fewer first downs: vs. BYU, 2017 (8)
Held opponent to 0 or fewer yards rushing: vs. Florida, 2000 (-78 yds, 22 att.)
Held opponent to 25 or fewer yards rushing: vs. Charleston Southern, 2017 (18 yds, 39 att.)
Held opponent to 50 or fewer yards rushing: at Ole Miss, 2018 (37 yds, 29 att.)
Held opponent to 50 or fewer yards passing: vs. Charleston Southern, 2017 (15)
Held opponent to 100 or fewer yards rushing: at Ole Miss, 2018 (37 yds, 29 att.)
Held opponent to 100 or fewer yards passing: vs. Louisiana Tech, 2018 (98)
Held opponent to 100 or fewer yards total offense: vs. Charleston Southern, 2017 (33)
Held opponent to 200 or fewer yards total offense: at Ole Miss, 2018 (189)
Held opponent to 250 or fewer yards total offense: at Ole Miss, 2018 (189)
Held opponent to 300 or fewer yards total offense: at Ole Miss, 2018 (189)
Intercepted five+ passes: at Memphis, 2002 (5)
Intercepted four+ passes: at Middle Tennessee, 2009 (4)
Intercepted three+ passes: vs. Louisville, 2017 (4)
Scored a safety: vs. Charleston Southern, 2017 (2)
Scored two+ safeties: vs. Charleston Southern, 2017 (2)
Recorded nine+ sacks: at Ole Miss, 1996 (9.0)
Recorded eight+ sacks: vs. Oklahoma State, 1999 (8.0)
Recorded six+ sacks: vs. Louisville, 2017 (6)
Recorded five+ sacks: vs. Arkansas, 2018 (5)
Recorded four+ sacks: at Ole Miss, 2018 (4)
Did not record a sack: vs. Arkansas, 2016
Recorded 10+ tackles for loss: at Ole Miss, 2018 (11)
Had four players record 10+ tackles: vs. Texas A&M, 2012 (B. McKinney, C. Lawrence, N. Whitley, M. Wells)
Had three players record 10+ tackles: ... at LSU, 2018 (J. Abram, M. McLaurin, J. Simmons)
Had two players record 10+ tackles: vs. Arkansas, 2018 (J. Abram, E. Thompson)

SPECIAL TEAMS

Returned a punt for a TD: vs. UMass, 2017 (Dedrick Thomas - 82)
Returned a blocked punt for a TD: at Louisiana Tech, 2017 (Jeffery Simmons - 90)
Returned a kickoff for a TD: at Southern Miss, 2015 (Brandon Holloway - 100)
Returned a blocked FG for a TD: vs. Southern Miss, 2014 (Jay Hughes - 70)
Blocked one punt: at Louisiana Tech, 2017 (Jeffery Simmons)
Blocked two punts: vs. LSU, 1999 (Robert Bean, Eugene Clinton, Rob Knight)
Blocked three punts: vs. LSU, 1999 (Robert Bean, Eugene Clinton, Rob Knight)
Punted 10+ times: at Ole Miss, 2008 (10)
Did not punt: vs. Troy, 2013
Blocked a field goal: vs. Miami (Ohio), 2016 (Nelson Adams)
Had a punt blocked: at Texas A&M, 2017 (Armani Watts)
Had a field goal blocked: at Arkansas, 2013 (Devon Bell 28-yard attempt)
Blocked a PAT kick: vs. Miami (Ohio), 2016 (Johnathan Calvin)
Scored on a blocked PAT kick: vs. Texas A&M, 2000 (Julius Griffith)
Missed a kicking PAT: at Ole Miss, 2016
Had a kicking PAT blocked: at Louisiana Tech, 2017
Recovered an onside kick: at Texas A&M, 2017

MISCELLANEOUS

Had 30+ first downs: vs. BYU, 2017 (35)
Had 20+ first downs: at Ole Miss, 2018 (23)
Had 20+ penalties: vs. Clemson, 1999 (21)
Had 10+ penalties: vs. Texas A&M, 2018 (10)
Had 100+ yards in penalties: at Kentucky, 2018 (139)
Had 35 minutes+ of possession time: at Ole Miss, 2018 (36:14)
Had 40 minutes+ of possession time: vs. Auburn, 2018 (41:53)
Was involved in a tie game: vs. Arkansas, 1993 (13-13)
Was involved in an overtime game: TOT at BYU, 2016 (L, 28-21)

THE LAST TIME AN MSU PLAYER ...

RUSHING

Rushed 40+ times:	Michael Davis vs. Ole Miss, 1993 (40)
Rushed 35+ times:	James Johnson vs. Alabama, 1998 (36)
Rushed 30+ times:	Vick Ballard vs. Arkansas, 2010 (33)
Rushed 25+ times:	Nick Fitzgerald vs. Auburn, 2018 (28)
Rushed for 250+ yards:	Nick Fitzgerald at Ole Miss, 2016 (258)
Rushed for 200+ yards:	Kylin Hill at Kansas State, 2018 (211)
Rushed for 175+ yards:	Nick Fitzgerald vs. Auburn, 2018 (195)
Rushed for 150+ yards:	Nick Fitzgerald vs. Auburn, 2018 (195)
Rushed for 125+ yards:	Nick Fitzgerald (131) at LSU, 2018
Rushed for 100+ yards:	Nick Fitzgerald (117) and Kylin Hill (108) at Ole Miss, 2018
Rushed for 100+ yards (QB):	Nick Fitzgerald (117) at Ole Miss, 2018
Rushed for four+ touchdowns:	Nick Fitzgerald vs. Louisiana, 2018 (4)
Rushed for three+ touchdowns:	Nick Fitzgerald vs. Louisiana, 2018 (4)
Rushed for two+ touchdowns:	Nick Fitzgerald at Ole Miss, 2018 (2)
Had a run of 80+ yards:	James Johnson at Alabama, 1997 (83)
Had a run of 70+ yards:	Nick Fitzgerald vs. Texas A&M, 2018 (76)
Had a run of 60+ yards:	Nick Fitzgerald vs. Texas A&M, 2018 (76)
Had a run of 50+ yards:	Nick Fitzgerald vs. Texas A&M, 2018 (76)

PASSING

Passed for 450+ yards:	Dak Prescott at Arkansas, 2015 (508)
Passed for 400+ yards:	Nick Fitzgerald vs. Samford, 2016 (417)
Passed for 300+ yards:	Keytaon Thompson vs. Stephen F. Austin, 2018 (364)
Passed for 250+ yards:	Keytaon Thompson vs. Stephen F. Austin, 2018 (364)
Passed for 200+ yards:	Nick Fitzgerald vs. Louisiana Tech, 2018 (243)
Attempted 45+ passes:	Dak Prescott at Arkansas, 2015 (50)
Attempted 35+ passes:	Nick Fitzgerald vs. Samford, 2016 (35)
Completed 30+ passes:	Keytaon Thompson vs. Stephen F. Austin, 2018 (31)
Completed 25+ passes:	Keytaon Thompson vs. Stephen F. Austin, 2018 (31)
Completed 20+ passes:	Nick Fitzgerald vs. Samford, 2016 (35)
Threw four+ touchdown passes:	Nick Fitzgerald vs. Arkansas, 2018 (4)
Threw three+ touchdown passes:	Nick Fitzgerald vs. Arkansas, 2018 (4)
Threw five+ interceptions:	Michael Henig vs. LSU, 2007 (6)
Threw four+ interceptions:	Nick Fitzgerald at LSU, 2018 (4)
Threw three+ interceptions:	Nick Fitzgerald at LSU, 2018 (4)
Completed pass for 90+ yards:	Kevin Fant to Terrell Grindle vs. Kentucky, 2002 (91)
Completed pass for 80+ yards:	Nick Fitzgerald to Stephen Guidry vs. Texas A&M, 2018 (84)
Completed pass for 70+ yards:	Nick Fitzgerald to Stephen Guidry vs. Texas A&M, 2018 (84)
Completed pass for 60+ yards:	Nick Fitzgerald to Stephen Guidry vs. Texas A&M, 2018 (84)
Completed pass for 50+ yards:	Nick Fitzgerald to Stephen Guidry vs. Texas A&M, 2018 (84)

RECEIVING

Caught 15+ passes:	Eric Moulds at Tennessee, 1995 (15)
Caught 10+ passes:	Fred Ross vs. Arkansas, 2016 (10)
Caught seven+ passes:	Fred Ross vs. Arkansas, 2016 (10)
Had 200+ yards receiving:	Donald Gray vs. Samford, 2016 (207)
Had 175+ yards receiving:	Donald Gray vs. Samford, 2016 (207)
Had 150+ yards receiving:	Fred Ross vs. Arkansas, 2016 (171)
Had 100+ yards receiving:	Stephen Guidry vs. Texas A&M, 2018 (130)
Caught three+ TD passes:	Donald Gray vs. Samford, 2016 (3)
Caught two+ TD passes:	Austin Williams vs. Arkansas, 2018 (2)

TOTAL OFFENSE

Had 450+ yards total offense:	Keytaon Thompson vs. Stephen F. Austin, 2018 (473)
Had 400+ yards total offense:	Keytaon Thompson vs. Stephen F. Austin, 2018 (473)
Had 350 yards+ total offense:	Nick Fitzgerald vs. Louisiana Tech, 2018 (350)
Had 300 yards+ total offense:	Nick Fitzgerald vs. Louisiana Tech, 2018 (350)
Had 100 yards both passing and rushing:	Nick Fitzgerald at Ole Miss, 2018 (117 rush, 111 pass)

SCORING

Accounted for five+ touchdowns:	Nick Fitzgerald vs. Arkansas, 2018 (1 rush, 4 pass)
Accounted for four+ touchdowns:	Nick Fitzgerald vs. Arkansas, 2018 (1 rush, 4 pass)
Accounted for three+ touchdowns:	Nick Fitzgerald at Ole Miss, 2018 (2 rush, 1 pass)
Scored four+ touchdowns:	Nick Fitzgerald vs. Louisiana, 2018 (4 rush)
Scored three+ touchdowns:	Kylin Hill at Kansas State, 2018 (2 rush, 1 receiving)
Scored two+ touchdowns:	Nick Fitzgerald at Ole Miss, 2018 (2 rush)
Scored two+ non-offensive TDs:	Jeffery Simmons (FR & blkd punt) at Louisiana Tech, 2017

DEFENSE

Intercepted three+ passes:	Mark McLaurin vs. Louisville, 2017 (3)
Intercepted two+ passes:	Mark McLaurin vs. Louisville, 2017 (3)
Intercepted a pass:	Johnathan Abram and Maurice Smitherman at Ole Miss, 2018
Recovered three+ fumbles:	Chris Corroero vs. Memphis, 1987 (3)
Recovered two+ fumbles:	Kamau Jackson vs. Tennessee, 2002 (2)
Recovered a fumble:	Willie Gay Jr. at Ole Miss, 2018 (1)
Forced two+ fumbles:	Gerri Green at Louisiana Tech, 2017 (2)
Forced a fumble:	Jeffery Simmons at Ole Miss, 2018 (1)
Recorded five+ sacks:	Greg Favors at Ole Miss, 1996 (5.5)
Recorded three+ sacks:	Montez Sweat vs. Auburn, 2018 (3.0)
Recorded two+ sacks:	Willie Gay Jr. at Alabama, 2018 (2.0)
Recorded five+ tackles for loss:	Deljuan Robinson vs. Auburn, 2006 (5.0)
Recorded three+ tackles for loss:	Johnathan Abram vs. Arkansas, 2018 (3.5)
Recorded 20+ tackles:	Mario Haggan vs. Arkansas, 2000 (20)
Recorded 10+ tackles:	Johnathan Abram (12) and Erroll Thompson vs. Arkansas, 2018 (10)
Recorded 10+ tackles in back-to-back games:	Beniquez Brown, 2015 (Two Straight vs. Alabama (11), at Arkansas (12))
Returned an interception for a touchdown:	J.T. Gray (58) vs. UMass, 2017

SPECIAL TEAMS

Scored 10+ points kicking:	Jace Christmann vs. Auburn, 2018 (11)
Kicked five+ field goals:	Derek DePasquale vs. UAB, 2010 (5)
Kicked four+ field goals:	Derek DePasquale vs. UAB, 2010 (5)
Kicked three+ field goals:	Jace Christmann vs. Auburn, 2018 (3)
Kicked two field goals of 50+ yards:	Brian Hazelwood vs. Memphis, 1997 (51, 53)
Kicked one field goal of 50+ yards:	Devon Bell vs. LSU, 2015 (52)
Kicked a punt of 70+ yards:	Devon Bell at South Alabama, 2014 (70)
Kicked a punt of 60+ yards:	Logan Cooke at Georgia, 2017 (67)
Punted 10+ times:	Blake McAdams at Ole Miss, 2008 (12)
Totalled 175+ kick return yards:	Jameon Lewis at Ole Miss, 2012 (183, 5 ret.)
Totalled 150+ kick return yards:	Jameon Lewis at Ole Miss, 2012 (183, 5 ret.)
Totalled 100+ kick return yards:	Keith Mixon vs. Arkansas, 2016 (106, 5 ret.)
Totalled 50+ punt return yards:	Keith Mixon vs. Stephen F. Austin, 2018 (64, 6 ret.)

THE LAST TIME AN OPPONENT ...

RUSHING

Had 400+ yards rushing:	Georgia Tech, 2014 (452)
Had 300+ yards rushing:	Arkansas, 2016 (357)
Had 200+ yards rushing:	Kentucky, 2018 (229)
Had 70+ rushing attempts:	Oklahoma State, 1998 (71)
Had 60+ rushing attempts:	Georgia Tech, 2014 (61)
Had 50+ rushing attempts:	Auburn, 2016 (58)
Had six+ rushing TDs:	Georgia Tech, 2014 (6)
Had four+ rushing TDs:	Auburn, 2017 (4)
Had two players with 100 yds rushing:	Arkansas, 2016 (Williams 205, Whaley 112)

PASSING

Had 400+ yards passing:	Samford, 2016 (468)
Had 300+ yards passing:	Ole Miss, 2016 (320)
Had 200+ yards passing:	Texas A&M, 2018 (232)
Had 60+ pass attempts:	Samford, 2016 (70)
Had 50+ pass attempts:	Samford, 2016 (70)
Had 40+ pass attempts:	Texas A&M, 2018 (46)
Had 30+ pass attempts:	Arkansas, 2018 (35)
Had 40+ pass completions:	Samford, 2016 (42)
Had 30+ pass completions:	Alabama, 2016 (31)
Had 25+ pass completions:	Alabama, 2016 (31)
Had 20+ pass completions:	Texas A&M, 2018 (23)
Had five+ passing TDs:	Alabama, 2016 (5)
Had four+ passing TDs:	Alabama, 2016 (5)
Had three+ passing TDs:	Arkansas, 2016 (3)

RECEIVING

Had two players with 100 yards receiving in a game:	Samford, 2016 (Karel Hamilton 213 and Kelvin McKnight 115)
Had four+ players catch five+ passes:	Arkansas, 2015 (5)
Had three+ players catch five+ passes:	Ole Miss, 2016 (3)
Had 12+ players catch a pass:	Florida, 2018 (12)
Had eight+ players catch a pass:	Louisiana Tech, 2018 (8)

TOTAL OFFENSE

Had 650+ yards total offense:	Arkansas, 2016 (661)
Had 600+ yards total offense:	Arkansas, 2016 (661)
Had 550+ yards total offense:	Arkansas, 2016 (661)
Had 500+ yards total offense:	Auburn, 2017 (511)
Had 400+ yards total offense:	Auburn, 2017 (511)
Had 80+ plays total offense:	Louisiana Tech, 2017 (80)
Had 75+ plays total offense:	Stephen F. Austin, 2018 (78)

SCORING

Scored 60+ points:	South Carolina, 1995 (65)
Scored 50+ points:	Arkansas, 2016 (58)
Scored 40+ points:	Auburn, 2017 (49)
Scored 30+ points:	Ole Miss, 2017 (31)
Scored a two-point conversion rushing:	Arkansas, 2016
Scored a two-point conversion passing:	Samford, 2016
Failed on a two-point conversion attempt:	Arkansas, 2016

TURNOVERS

Had five+ fumbles:	Ole Miss, 2011 (6)
Had four+ fumbles lost:	LSU, 2004 (4)
Had three+ fumbles lost:	Arkansas, 2012 (3)
Committed five+ turnovers:	Arkansas, 2012 (5)
Did not commit a turnover:	Alabama, 2017
Intercepted five+ MSU passes:	LSU, 2010 (5)
Intercepted four+ MSU passes:	LSU, 2018 (4)
Intercepted three+ MSU passes:	LSU, 2018 (4)
Returned an interception for a TD:	UMass, 2017 (Isaiah Rodgers)
Returned a fumble for a TD:	Arkansas, 2017 (Briston Guidry 0-yd fumble recovery)

DEFENSE

Held MSU to 10 or fewer first downs:	Alabama, 2018 (7)
Recorded 10+ sacks:	Ole Miss, 2008 (11)
Recorded seven+ sacks:	Ole Miss, 2015 (7)
Scored a safety:	Texas A&M, 2013
Scored two safeties:	Florida, 2005
Held MSU to 25 or fewer yards rushing:	Alabama, 2011 (12)
Held MSU to 100 or fewer yards passing:	Auburn, 2018 (69)
Held MSU to 50 or fewer yards passing:	Florida, 2010 (33)
Held MSU to 300 or less yards total offense:	Alabama, 2018 (184)
Held MSU to 200 or less yards total offense:	Alabama, 2018 (184)
Held MSU to 100 or fewer yards both rushing & passing:	Ole Miss, 2008 (-51 rush, 88 pass)

SPECIAL TEAMS

Returned a punt for a TD:	Texas A&M, 2016 (Christian Kirk - 93)
Returned a blocked punt for a TD:	Ole Miss, 2013 (Terrell Grant - 0)
Returned a kickoff for a TD:	Tennessee, 2012 (Cordarrelle Patterson - 98)
Punted 10+ times:	Vanderbilt, 2009 (11)
Did not punt:	Arkansas, 2016
Missed a kicking PAT:	Arkansas, 2016
Missed two kicking PATs:	Tulane, 2006
Blocked a field goal:	Arkansas, 2013
Blocked a punt:	Texas A&M, 2017

MISCELLANEOUS

Had 30+ first downs:	Ole Miss, 2016 (31)
Had 10+ penalties:	Florida, 2018 (11)
Had 100+ yards in penalties:	LSU, 2017 (112)
Had 35 minutes+ of possession time:	Louisiana Tech, 2017 (36:08)
Had two 100-yard rushers and one 100-yard receiver:	Georgia Tech, 2014 (Days 171 rush, Thomas 121 rush, Waller 114 rec.)
Had one 100-yard rusher and one 100-yard receiver:	Alabama, 2016 (Hurts 100 rush, Stewart 156 rec.)

INDIVIDUAL RUSHING

Rushed 40+ times:	Deuce McAllister (Ole Miss), 1998 (40)
Rushed 35+ times:	Kamryn Pettway (Auburn), 2016 (39)
Rushed for 200+ yards:	Rawleigh Williams III (Arkansas), 2016 (205)
Rushed for 175+ yards:	Rawleigh Williams III (Arkansas), 2016 (205)
Rushed for 150+ yards:	Benny Snell (Kentucky), 2018 (165)
Rushed for 125+ yards:	Benny Snell (Kentucky), 2018 (165)
Rushed for 100+ yards:	Benny Snell (Kentucky), 2018 (165)
Rushed for five+ touchdowns:	Carnell Williams (Auburn), 2003 (6)
Rushed for four+ touchdowns:	Benny Snell (Kentucky), 2018 (4)
Had a run of 80+ yards:	Marquis Young (UMass), 2016 (83)
Had a run of 70+ yards:	Lamar Jackson (Louisville), 2017 (75)
Had a run of 60+ yards:	Lamar Jackson (Louisville), 2017 (75)
Had a run of 50+ yards:	Lamar Jackson (Louisville), 2017 (75)

INDIVIDUAL PASSING

Passed for 450+ yards:	Devlin Hodges (Samford), 2016 (468)
Passed for 400+ yards:	Devlin Hodges (Samford), 2016 (468)
Passed for 300+ yards:	Shea Patterson (Ole Miss), 2016 (320)
Attempted 60+ passes:	Devlin Hodges (Samford), 2016 (69)
Attempted 50+ passes:	Devlin Hodges (Samford), 2016 (69)
Completed 30+ passes:	Devlin Hodges (Samford), 2016 (42)
Completed 20+ passes:	Kellen Mond (Texas A&M), 2018 (23)
Threw five+ touchdown passes:	Brandon Allen (Arkansas), 2015 (7)
Threw four+ touchdown passes:	Jalen Hurts (Alabama), 2016 (4)
Completed a pass for 80+ yards:	Jacoby Brisett to Pharoah McKeever (NC State), 2015 (82)
Completed a pass for 70+ yards:	Jordan Taamu to A.J. Brown (Ole Miss), 2017 (167)

INDIVIDUAL RECEIVING

Caught 10+ passes:	Karel Hamilton (Samford), 2016 (14)
Caught seven+ passes:	Ryan Davis (Auburn), 2018 (8)
Had 150+ yards receiving:	A.J. Brown (Ole Miss), 2017 (167)
Had 100+ yards receiving:	Jay Smith (Louisville), 2017 (107)
Caught three+ TD passes:	ArDarius Stewart (Alabama), 2016 (3)
Caught two+ TD passes:	Keon Hatcher (Arkansas), 2016 (2)

INDIVIDUAL TOTAL OFFENSE

Had 500+ yards total offense:	Devlin Hodges (Samford), 2016 (513)
Had 400+ yards total offense:	Jalen Hurts (Alabama), 2016 (447)
Had 100 yards both passing and rushing:	L. Jackson (Louisville), 2017, (171 pass/158 rush)

INDIVIDUAL SCORING

Accounted for six+ touchdowns:	Brandon Allen (Arkansas), 2015 (7 pass)
Accounted for five+ touchdowns:	Rawleigh Williams III (Arkansas), 2016 (4 rush, 1 pass)
Accounted for four+ touchdowns:	Benny Snell (Kentucky), 2018 (4 rush)
Scored four+ touchdowns:	Benny Snell (Kentucky), 2018 (4 rush)
Scored three+ touchdowns:	Kerryon Johnson (Auburn), 2017 (3 rush)

INDIVIDUAL DEFENSE

Intercepted three+ passes:	Craig Steltz (LSU), 2007 (3)
Intercepted two+ passes:	Grant Delpit (LSU), 2018 (2)
Recorded three+ sacks:	Jonathan Allen (Alabama), 2015 (3)
Recorded two+ sacks:	Jachai Polite (Florida), 2018 (2)

SPECIAL TEAMS

Scored 10+ points kicking:	Adam Griffith (Alabama), 2016 (14)
Kicked five+ field goals:	Austin MacGinnis (Kentucky), 2016 (5)
Kicked four field goals:	Cole Tracy (LSU), 2018 (4)

LONG DRIVE SUPERLATIVES

Longest Drive	MSU	Opponents
No. of Plays	15, 2x, last vs. LA Tech (11/3), results in made FG	15, 2x, last by Florida (9/29), results in made FG
By No. of Yards	95 (5p, 1:59) at Kansas State (9/8), results in TD	92, 2x last by Arkansas (11/17), results in TD
By Time of Possession	8:17 (15p, 80 yds) at Kentucky (9/22), results in TD	7:56 (15p, 68 yds) by Florida (9/29), results in made FG

MSU DRIVE CHARTS

Stephen F. Austin

Drive Started				Drive Ended			Consumed	
Team	Qtr	Spot	Time	Obtained	Spot	Time	How Lost	Pl-Yds TOP
MS	1st	M47	13:22	Punt	S00	13:10	* TOUCHDOWN	1-53 0:12
MS	1st	M34	12:10	Punt	S23	10:27	Missed FG	6-43 1:43
MS	1st	S19	08:15	Punt	S00	05:29	* TOUCHDOWN	5-19 2:46
MS	1st	M16	03:59	Punt	S00	03:44	* TOUCHDOWN	1-84 0:15
MS	2nd	M35	13:01	Kickoff	S00	09:53	* TOUCHDOWN	9-65 3:08
MS	2nd	M09	05:56	Punt	S00	01:01	* TOUCHDOWN	13-91 4:55
MS	3rd	M22	14:55	Kickoff	M29	14:08	Punt	3-7 0:47
MS	3rd	M32	12:33	Punt	M35	11:25	Punt	3-3 1:08
MS	3rd	M30	09:30	Punt	M30	08:58	Punt	3-0 0:32
MS	3rd	S40	06:46	Kickoff	S00	06:03	* TOUCHDOWN	3-40 0:43
MS	3rd	M34	04:34	Punt	S00	02:06	* TOUCHDOWN	5-66 2:28
MS	3rd	S48	00:22	Punt	S00	14:50	* TOUCHDOWN	2-48 0:32
MS	4th	M42	13:09	Punt	S48	08:43	Downs	9-10 4:26
MS	4th	M43	06:23	Interception	S00	01:37	* TOUCHDOWN	8-57 4:46
MS	4th	M31	00:09	Downs	M29	00:00	End of half	1--2 0:09

Kansas State

Drive Started				Drive Ended			Consumed	
Team	Qtr	Spot	Time	Obtained	Spot	Time	How Lost	Pl-Yds TOP
MS	1st	M21	15:00	Kickoff	M26	13:38	Punt	3-5 1:22
MS	1st	M17	12:39	Punt	K13	09:07	* FIELD GOAL	10-70 3:32
MS	1st	M45	03:46	Kickoff	K00	14:20	* TOUCHDOWN	9-55 4:26
MS	2nd	M20	10:07	Punt	K38	08:07	Downs	7-42 2:00
MS	2nd	M35	04:48	Interception	K00	03:33	* TOUCHDOWN	3-65 1:15
MS	2nd	M20	00:00	Missed FG	M20	00:00	End of half	0-0 0:00
MS	3rd	M05	12:17	Punt	K00	10:18	* TOUCHDOWN	5-95 1:59
MS	3rd	M06	05:32	Punt	M33	02:27	Interception	6-27 3:05
MS	3rd	M24	02:13	Kickoff	K00	13:16	* TOUCHDOWN	8-76 3:57
MS	4th	M21	10:36	Punt	K27	03:23	Missed FG	15-52 7:13
MS	4th	M25	01:31	Punt	K37	00:00	End of half	2-12 1:31

Louisiana

Drive Started				Drive Ended			Consumed	
Team	Qtr	Spot	Time	Obtained	Spot	Time	How Lost	Pl-Yds TOP
MS	1st	M26	11:42	Kickoff	L00	05:06	* TOUCHDOWN	13-74 6:36
MS	1st	M38	02:24	Downs	L00	00:10	* TOUCHDOWN	6-62 2:14
MS	2nd	M33	13:35	Punt	L00	09:35	* TOUCHDOWN	7-67 4:00
MS	2nd	L48	07:10	Downs	L00	04:54	* TOUCHDOWN	5-48 2:16
MS	2nd	M36	01:29	Downs	L00	00:18	* TOUCHDOWN	5-64 1:11
MS	3rd	M35	14:55	Kickoff	L00	13:16	* TOUCHDOWN	4-65 1:39
MS	3rd	M15	09:53	Punt	L00	06:01	* TOUCHDOWN	9-85 3:52
MS	3rd	M12	04:13	Interception	M31	02:00	Punt	4-19 2:13
MS	3rd	M10	00:42	Punt	M16	12:42	Interception	6-6 3:00
MS	4th	M25	07:31	Kickoff	L00	04:22	* TOUCHDOWN	7-75 3:09
MS	4th	M28	02:38	Punt	L45	00:00	End of half	5-27 2:38

Kentucky

Drive Started				Drive Ended			Consumed	
Team	Qtr	Spot	Time	Obtained	Spot	Time	How Lost	Pl-Yds TOP
MS	1st	M20	12:48	Punt	M16	11:24	Punt	3--4 1:24
MS	1st	M15	09:03	Punt	M22	07:14	Punt	3-7 1:49
MS	1st	M20	01:59	Missed FG	K00	08:42	* TOUCHDOWN	15-80 8:17
MS	2nd	M29	05:35	Punt	M34	04:24	Punt	3-5 1:11
MS	2nd	M10	03:24	Punt	M16	02:15	Punt	3-6 1:09
MS	2nd	M21	00:41	Kickoff	M46	00:00	End of half	4-25 0:41
MS	3rd	M25	15:00	Kickoff	M33	11:38	Punt	6-8 3:22
MS	3rd	M25	06:03	Kickoff	M50	02:16	Punt	6-25 3:47
MS	3rd	K49	01:36	Interception	M46	12:52	Punt	7--5 3:44
MS	4th	M49	09:43	Punt	M45	08:09	Interception	3--4 1:34
MS	4th	M32	07:57	Kickoff	M41	06:39	Downs	4-9 1:18
MS	4th	M22	03:39	Kickoff	M17	03:10	Punt	3--5 0:29

OPP. DRIVE CHARTS

Stephen F. Austin

Drive Started				Drive Ended			Consumed	
Team	Qtr	Spot	Time	Obtained	Spot	Time	How Lost	Pl-Yds TOP
SFA	1st	S25	15:00	Kickoff	S21	13:22	Punt	3--4 1:38
SFA	1st	S25	13:10	Kickoff	S22	12:10	Punt	3--3 1:00
SFA	1st	S23	10:27	Missed FG	S09	08:15	Punt	3--14 2:12
SFA	1st	S28	05:22	Kickoff	S44	03:59	Punt	4-16 1:23
SFA	1st	S18	03:34	Kickoff	M19	13:01	* FIELD GOAL	15-63 5:33
SFA	2nd	S16	09:44	Kickoff	M43	05:56	Punt	10-41 3:48
SFA	2nd	S38	00:53	Kickoff	M47	00:00	End of half	4-15 0:53
SFA	3rd	S29	14:08	Punt	S28	12:33	Punt	3--1 1:35
SFA	3rd	S17	11:25	Punt	S40	09:30	Punt	6-23 1:55
SFA	3rd	S37	08:58	Punt	M16	06:55	* FIELD GOAL	8-47 2:03
SFA	3rd	S23	05:52	Kickoff	S31	04:34	Punt	3-8 1:18
SFA	3rd	S20	01:58	Kickoff	S23	00:22	Punt	3-3 1:36
SFA	4th	S25	14:50	Kickoff	S27	13:09	Punt	3-2 1:41
SFA	4th	S48	08:43	Downs	M48	06:23	Interception	4-4 2:20
SFA	4th	S25	01:37	Kickoff	M31	00:09	Downs	8-44 1:28

Kansas State

Drive Started				Drive Ended			Consumed	
Team	Qtr	Spot	Time	Obtained	Spot	Time	How Lost	Pl-Yds TOP
KS	1st	K40	13:38	Punt	K47	12:39	Punt	3-7 0:59
KS	1st	K37	09:00	Kickoff	M09	03:53	* FIELD GOAL	11-54 5:07
KS	2nd	K25	14:20	Kickoff	M45	10:07	Punt	7-30 4:13
KS	2nd	K38	08:07	Downs	M40	04:48	Interception	7-22 3:19
KS	2nd	K37	03:24	Kickoff	M35	00:00	Missed FG	8-28 3:24
KS	3rd	K29	14:53	Kickoff	M38	12:17	Punt	5-33 2:36
KS	3rd	K29	10:11	Kickoff	K48	05:32	Punt	8-19 4:39
KS	3rd	M23	02:27	Interception	M00	02:20	* TOUCHDOWN	1-23 0:07
KS	4th	K36	13:10	Kickoff	K47	10:36	Punt	5-11 2:34
KS	4th	K27	03:23	Missed FG	K28	01:31	Punt	3-1 1:52

Louisiana

Drive Started				Drive Ended			Consumed	
Team	Qtr	Spot	Time	Obtained	Spot	Time	How Lost	Pl-Yds TOP
LA	1st	L25	15:00	Kickoff	M21	11:48	* FIELD GOAL	9-54 3:12
LA	1st	L17	04:47	Kickoff	M37	02:24	Downs	6-46 2:23
LA	1st	L18	00:05	Kickoff	L22	13:35	Punt	3-4 1:30
LA	2nd	L25	09:35	Kickoff	L48	07:10	Downs	6-23 2:25
LA	2nd	L25	04:54	Kickoff	M36	01:29	Downs	8-39 3:25
LA	2nd	L25	00:18	Kickoff	L24	00:00	End of half	1--1 0:18
LA	3rd	L25	13:16	Kickoff	M47	09:53	Punt	7-28 3:23
LA	3rd	L19	05:55	Kickoff	L37	04:13	Interception	4-18 1:42
LA	3rd	L24	02:00	Punt	L48	00:42	Punt	4-24 1:18
LA	4th	M47	12:42	Interception	M00	07:31	* TOUCHDOWN	10-47 5:11
LA	4th	L25	04:22	Kickoff	L28	02:38	Punt	3-3 1:44

Kentucky

Drive Started				Drive Ended			Consumed	
Team	Qtr	Spot	Time	Obtained	Spot	Time	How Lost	Pl-Yds TOP
UK	1st	K34	15:00	Kickoff	M49	12:48	Punt	5-17 2:12
UK	1st	K44	11:24	Punt	K50	09:03	Punt	4-6 2:21
UK	1st	K38	07:14	Punt	M18	01:59	Missed FG	9-44 5:15
UK	2nd	K18	08:37	Kickoff	K28	05:35	Punt	5-10 3:02
UK	2nd	K45	04:24	Punt	K44	03:24	Punt	3--1 1:00
UK	2nd	M47	02:15	Punt	M00	00:50	* TOUCHDOWN	6-47 1:25
UK	3rd	K08	11:38	Punt	M00	06:03	* TOUCHDOWN	11-92 5:35
UK	3rd	K19	02:16	Punt	K20	01:36	Interception	2-1 0:40
UK	4th	K14	12:52	Punt	K11	09:43	Punt	4--3 3:09
UK	4th	M36	08:09	Interception	M00	08:00	* TOUCHDOWN	1-36 0:09
UK	4th	M40	06:39	Downs	M00	03:45	* TOUCHDOWN	5-40 2:54
UK	4th	M46	03:10	Punt	M07	00:00	End of half	7-39 3:10

MSU DRIVE CHARTS

Florida

Drive Started					Drive Ended			Consumed	
Team	Qtr	Spot	Time	Obtained	Spot	Time	How Lost	PI-Yds	TOP
MS	1st	M15	15:00	Kickoff	M22	13:22	Punt	3-7	1:38
MS	1st	M24	09:37	Punt	F17	03:28	* FIELD GOAL	12-59	6:09
MS	2nd	M11	10:18	Kickoff	F22	03:30	* FIELD GOAL	13-67	6:48
MS	2nd	M11	01:48	Punt	M32	00:00	Downs	5-21	1:48
MS	3rd	M50	12:17	Interception	F47	11:14	Punt	3-3	1:03
MS	3rd	M25	08:26	Kickoff	F46	04:39	Punt	8-29	3:47
MS	4th	M15	14:50	Punt	M21	13:21	Punt	3-6	1:29
MS	4th	M06	11:54	Punt	M07	10:35	Punt	3-1	1:19
MS	4th	M19	05:17	Kickoff	M20	04:33	Punt	3-1	0:44
MS	4th	M12	02:19	Punt	M45	01:02	Downs	7-33	1:17

Auburn

Drive Started					Drive Ended			Consumed	
Team	Qtr	Spot	Time	Obtained	Spot	Time	How Lost	PI-Yds	TOP
MS	1st	M21	13:53	Punt	M25	12:25	Punt	3-4	1:28
MS	1st	M27	11:28	Punt	M45	08:43	Interception	6-18	2:45
MS	1st	M25	07:30	Kickoff	A08	02:37	* FIELD GOAL	9-67	4:53
MS	2nd	M32	12:44	Missed FG	A29	10:13	* FIELD GOAL	7-39	2:31
MS	2nd	M06	08:37	Punt	M34	04:23	Punt	7-28	4:14
MS	2nd	A36	04:23	Fumble	A00	15:00	* TOUCHDOWN	8-36	4:23
MS	3rd	M25	15:00	Kickoff	A15	06:55	* FIELD GOAL	13-60	8:05
MS	3rd	M25	05:45	Kickoff	M31	04:17	Punt	3-6	1:28
MS	3rd	M20	01:58	Fumble	A42	13:46	Downs	6-38	3:12
MS	4th	M25	11:24	Kickoff	A14	07:38	Missed FG	7-61	3:46
MS	4th	M30	06:33	Downs	A00	02:02	* TOUCHDOWN	8-70	4:31
MS	4th	M30	00:37	Downs	M26	00:00	End of half	1--4	0:37

at LSU

Drive Started					Drive Ended			Consumed	
Team	Qtr	Spot	Time	Obtained	Spot	Time	How Lost	PI-Yds	TOP
MS	1st	M25	15:00	Kickoff	M25	13:42	Interception	3-0	1:18
MS	1st	M22	12:37	Kickoff	L02	08:43	* FIELD GOAL	7-73	3:54
MS	1st	M25	07:31	Punt	M30	05:31	Punt	3-8	2:00
MS	1st	M16	05:06	Punt	M22	03:56	Interception	3-6	1:10
MS	1st	M01	02:06	Interception	M18	14:15	Punt	6-17	2:51
MS	2nd	M07	12:05	Punt	M11	10:31	Punt	3-4	1:34
MS	2nd	M23	08:35	Punt	M47	05:29	Punt	5-24	3:06
MS	2nd	M44	04:34	Punt	M49	03:29	Punt	3-5	1:05
MS	3rd	M25	10:44	Kickoff	L45	06:18	Downs	8-30	4:26
MS	3rd	M25	02:54	Kickoff	M45	00:55	Punt	5-20	1:59
MS	4th	M25	10:42	Kickoff	M29	09:41	Punt	3-4	1:01
MS	4th	M01	07:05	Punt	L38	05:03	Interception	4-61	2:02
MS	4th	M33	02:29	Punt	L16	00:41	Interception	9-51	1:48

Texas A&M

Drive Started					Drive Ended			Consumed	
Team	Qtr	Spot	Time	Obtained	Spot	Time	How Lost	PI-Yds	TOP
MS	1st	M21	13:57	Punt	T00	07:19	* TOUCHDOWN	12-79	6:38
MS	1st	M32	01:57	Missed FG	T42	00:09	Punt	4-26	1:48
MS	2nd	M26	12:40	Punt	M29	10:10	Punt	5-3	2:30
MS	2nd	M25	04:42	Kickoff	T36	00:48	Downs	7-39	3:54
MS	2nd	M25	00:14	Kickoff	M27	00:00	End of half	1-2	0:14
MS	3rd	M25	15:00	Kickoff	T00	11:17	* TOUCHDOWN	7-75	3:43
MS	3rd	M11	05:16	Punt	M20	03:29	Punt	3-9	1:47
MS	3rd	M25	01:41	Kickoff	T00	13:53	* TOUCHDOWN	6-75	2:48
MS	4th	M20	10:28	Punt	M24	07:33	Punt	5-4	2:55
MS	4th	M20	02:36	Interception	T00	02:17	* TOUCHDOWN	2-80	0:19
MS	4th	M25	00:32	Downs	M22	00:00	End of half	1--3	0:32

Louisiana Tech

Drive Started					Drive Ended			Consumed	
Team	Qtr	Spot	Time	Obtained	Spot	Time	How Lost	PI-Yds	TOP
MS	1st	M30	15:00	Kickoff	L00	12:38	* TOUCHDOWN	4-70	2:22
MS	1st	M41	11:10	Punt	L00	07:02	* TOUCHDOWN	8-59	4:08
MS	1st	M25	03:11	Kickoff	L00	00:07	* TOUCHDOWN	6-75	3:04
MS	2nd	M12	11:51	Punt	L30	05:23	* FIELD GOAL	15-58	6:28
MS	2nd	M15	03:15	Punt	L00	00:30	* TOUCHDOWN	12-85	2:45
MS	3rd	M14	10:15	Punt	M40	06:42	Punt	5-26	3:33
MS	3rd	L37	04:56	Punt	L00	04:12	* TOUCHDOWN	2-37	0:44
MS	3rd	M30	03:21	Punt	M45	01:42	Punt	4-15	1:39
MS	4th	M19	13:59	Punt	L00	13:20	* TOUCHDOWN	2-81	0:39
MS	4th	M07	06:35	Downs	M36	04:14	Punt	4-29	2:21
MS	4th	L38	02:24	Interception	L31	00:00	End of half	4-7	2:24

OPP. DRIVE CHARTS

Florida

Drive Started					Drive Ended			Consumed	
Team	Qtr	Spot	Time	Obtained	Spot	Time	How Lost	PI-Yds	TOP
UF	1st	F31	13:22	Punt	F48	09:37	Punt	6-17	3:45
UF	1st	F10	03:20	Kickoff	M22	10:24	* FIELD GOAL	15-68	7:56
UF	2nd	F23	03:23	Kickoff	F39	01:48	Punt	6-16	1:35
UF	2nd	M32	00:00	Downs	M32	00:00	End of half	0-0	0:00
UF	3rd	F25	15:00	Kickoff	F45	12:17	Interception	5-20	2:43
UF	3rd	F27	11:14	Punt	M00	08:26	* TOUCHDOWN	6-73	2:48
UF	3rd	F10	04:39	Punt	F50	14:50	Punt	9-40	4:49
UF	4th	F43	13:21	Punt	M34	11:54	Punt	4-23	1:27
UF	4th	M40	10:35	Punt	M04	05:22	* FIELD GOAL	10-36	5:13
UF	4th	F35	04:33	Punt	M42	02:19	Punt	5-23	2:14
UF	4th	M45	01:02	Downs	M49	00:00	End of half	2--4	1:02

Auburn

Drive Started					Drive Ended			Consumed	
Team	Qtr	Spot	Time	Obtained	Spot	Time	How Lost	PI-Yds	TOP
AU	1st	A25	15:00	Kickoff	A31	13:53	Punt	3-6	1:07
AU	1st	A32	12:25	Punt	A29	11:28	Punt	3--3	0:57
AU	1st	M39	08:43	Interception	M30	07:30	* FIELD GOAL	4-9	1:13
AU	1st	A26	02:31	Kickoff	M32	12:44	Missed FG	11-42	4:47
AU	2nd	A25	10:13	Kickoff	A45	08:37	Punt	4-20	1:36
AU	2nd	A33	00:00	Punt	A36	04:23	Fumble	0-3	0:00
AU	3rd	A25	06:55	Kickoff	M20	05:45	* FIELD GOAL	6-55	1:10
AU	3rd	A30	04:17	Punt	M00	01:58	Fumble	6-70	2:19
AU	4th	A42	13:46	Downs	M06	11:24	* FIELD GOAL	10-52	2:22
AU	4th	M43	07:38	Missed FG	M30	06:33	Downs	6-13	1:05
AU	4th	A35	02:02	Kickoff	M30	00:37	Downs	10-35	1:25

at LSU

Drive Started					Drive Ended			Consumed	
Team	Qtr	Spot	Time	Obtained	Spot	Time	How Lost	PI-Yds	TOP
LSU	1st	M03	13:42	Interception	M00	12:37	* TOUCHDOWN	3-3	1:05
LSU	1st	L25	08:43	Kickoff	L34	07:31	Punt	3-9	1:12
LSU	1st	L34	05:31	Punt	L34	05:06	Punt	3-0	0:25
LSU	1st	M24	03:56	Interception	M11	02:06	Interception	4-13	1:50
LSU	2nd	L42	14:15	Punt	L45	12:05	Punt	3-3	2:10
LSU	2nd	L47	10:31	Punt	L41	08:35	Punt	3--6	1:56
LSU	2nd	L20	05:29	Punt	L18	04:34	Punt	3--2	0:55
LSU	2nd	L29	03:29	Punt	M07	15:00	* FIELD GOAL	15-64	3:29
LSU	3rd	L25	15:00	Kickoff	M20	10:44	* FIELD GOAL	10-55	4:16
LSU	3rd	L45	06:18	Downs	M11	02:54	* FIELD GOAL	9-44	3:24
LSU	3rd	L27	00:55	Punt	M22	10:42	* FIELD GOAL	10-51	5:13
LSU	4th	L29	09:41	Punt	L48	07:05	Punt	4-19	2:36
LSU	4th	L10	05:03	Interception	L32	02:29	Punt	5-22	2:34
LSU	4th	L06	00:41	Interception	L05	00:00	End of half	1--1	0:41

Texas A&M

Drive Started					Drive Ended			Consumed	
Team	Qtr	Spot	Time	Obtained	Spot	Time	How Lost	PI-Yds	TOP
TAMU	1st	T25	15:00	Kickoff	T24	13:57	Punt	3--1	1:03
TAMU	1st	T25	07:19	Kickoff	M32	01:57	Missed FG	10-43	5:22
TAMU	1st	T01	00:09	Punt	T43	12:40	Punt	7-42	2:29
TAMU	2nd	T44	10:10	Punt	M16	04:42	* FIELD GOAL	9-40	5:28
TAMU	2nd	T36	00:48	Downs	M00	00:14	* TOUCHDOWN	4-64	0:34
TAMU	3rd	T26	11:11	Kickoff	M39	05:16	Punt	9-35	5:55
TAMU	3rd	M28	03:29	Punt	M23	01:41	* FIELD GOAL	5-5	1:48
TAMU	4th	T22	13:46	Kickoff	T38	10:28	Punt	6-16	3:18
TAMU	4th	T38	07:33	Punt	M11	02:36	Interception	9-51	4:57
TAMU	4th	T32	02:09	Kickoff	M25	00:32	Downs	9-43	1:37

Louisiana Tech

Drive Started					Drive Ended			Consumed	
Team	Qtr	Spot	Time	Obtained	Spot	Time	How Lost	PI-Yds	TOP
LT	1st	L25	12:38	Kickoff	L30	11:10	Punt	3-5	1:28
LT	1st	L36	06:56	Kickoff	M29	03:15	* FIELD GOAL	9-35	3:41
LT	1st	L21	00:00	Kickoff	M46	11:51	Punt	6-33	3:09
LT	2nd	L31	05:13	Kickoff	M44	03:15	Punt	6-25	1:58
LT	2nd	L16	00:18	Kickoff	L25	00:00	End of half	2-9	0:18
LT	3rd	L12	14:56	Kickoff	M48	10:15	Punt	9-40	4:41
LT	3rd	L20	04:42	Punt	L16	04:56	Punt	3--4	1:46
LT	3rd	L25	04:12	Kickoff	L32	03:21	Punt	2-7	0:51
LT	3rd	L15	01:42	Punt	L35	13:59	Punt	5-20	2:43
LT	4th	L35	13:20	Kickoff	M07	06:35	Downs	15-58	6:45
LT	4th	L22	04:14	Punt	L37	02:24	Interception	4-15	1:50

MSU DRIVE CHARTS

at Alabama

Drive Started					Drive Ended			Consumed	
Team	Qtr	Spot	Time	Obtained	Spot	Time	How Lost	PI-Yds	TOP
MS	1st	M25	10:40	Kickoff	M32	08:42	Punt	3-7	1:58
MS	1st	M25	02:48	Kickoff	M31	00:29	Punt	3-6	2:19
MS	2nd	M01	11:57	Punt	M15	09:17	Punt	5-14	2:40
MS	2nd	M30	07:35	Fumble	M17	05:54	Punt	3--13	1:41
MS	2nd	M36	00:00	Punt	M27	04:29	Fumble	0--9	0:00
MS	2nd	M25	03:26	Kickoff	A24	00:00	Missed FG	9-51	3:26
MS	3rd	M35	15:00	Kickoff	M50	12:40	Punt	6-15	2:20
MS	3rd	A40	10:20	Interception	A42	08:10	Punt	3--2	2:10
MS	3rd	M33	05:34	Punt	M42	03:34	Punt	3-9	2:00
MS	3rd	M36	02:05	Punt	A40	14:57	Downs	5-24	2:08
MS	4th	M25	13:33	Punt	M42	11:03	Downs	5-17	2:30
MS	4th	M19	09:11	Kickoff	M28	07:28	Punt	3-9	1:43
MS	4th	M02	01:10	Downs	M09	00:00	End of half	3-7	1:10

Arkansas

Drive Started					Drive Ended			Consumed	
Team	Qtr	Spot	Time	Obtained	Spot	Time	How Lost	PI-Yds	TOP
MS	1st	M17	15:00	Kickoff	A02	08:27	* FIELD GOAL	14-81	6:33
MS	1st	M26	04:44	Missed FG	M44	02:01	Punt	5-18	2:43
MS	1st	M47	00:21	Punt	A00	10:28	* TOUCHDOWN	11-53	4:53
MS	2nd	M28	09:31	Punt	A00	05:20	* TOUCHDOWN	8-72	4:11
MS	2nd	A36	00:00	Fumble	A30	03:20	Fumble	0-6	0:00
MS	2nd	M25	00:32	Kickoff	M30	00:00	End of half	1-5	0:32
MS	3rd	M25	11:19	Kickoff	A00	08:42	* TOUCHDOWN	6-75	2:37
MS	3rd	A04	07:45	Fumble	A00	07:41	* TOUCHDOWN	1-4	0:04
MS	3rd	M42	04:19	Interception	A00	03:02	* TOUCHDOWN	3-58	1:17
MS	3rd	M50	01:06	Downs	A00	13:04	* TOUCHDOWN	6-50	3:02
MS	4th	M28	09:21	Downs	A00	05:20	* TOUCHDOWN	8-72	4:01
MS	4th	M22	02:28	Punt	M39	00:00	End of half	3-17	2:28

at Ole Miss

Drive Started					Drive Ended			Consumed	
Team	Qtr	Spot	Time	Obtained	Spot	Time	How Lost	PI-Yds	TOP
MS	1st	M14	12:38	Punt	M50	09:18	Punt	6-36	3:20
MS	1st	O45	08:06	Fumble	O00	05:02	* TOUCHDOWN	7-45	3:04
MS	1st	M14	02:34	Punt	O00	14:04	* TOUCHDOWN	8-86	3:30
MS	2nd	M25	12:03	Punt	M30	10:40	Punt	3-5	1:23
MS	2nd	M29	06:36	Kickoff	M31	04:17	Punt	3-2	2:19
MS	2nd	M08	03:28	Punt	O00	00:25	* TOUCHDOWN	8-92	3:03
MS	3rd	M29	14:55	Kickoff	M37	13:06	Punt	3-8	1:49
MS	3rd	O19	12:22	Interception	O00	10:42	* TOUCHDOWN	3-19	1:40
MS	3rd	M39	07:33	Downs	M49	04:35	Punt	6-10	2:58
MS	3rd	M20	03:24	Interception	M25	01:49	Punt	3-5	1:35
MS	4th	M11	13:07	Punt	O00	07:21	* TOUCHDOWN	11-89	5:46
MS	4th	M33	05:32	Punt	O25	00:00	End of half	8-42	5:32

OPP. DRIVE CHARTS

at Alabama

Drive Started					Drive Ended			Consumed	
Team	Qtr	Spot	Time	Obtained	Spot	Time	How Lost	PI-Yds	TOP
UA	1st	A27	15:00	Kickoff	M00	10:40	* TOUCHDOWN	9-73	4:20
UA	1st	A17	08:42	Punt	M00	02:48	* TOUCHDOWN	13-83	5:54
UA	1st	A26	00:29	Punt	M38	11:57	Punt	9-36	3:32
UA	2nd	A38	09:17	Punt	M29	07:35	Fumble	4-33	1:42
UA	2nd	A42	05:54	Punt	A31	04:29	Punt	3--11	1:25
UA	2nd	M27	04:29	Fumble	M00	03:26	* TOUCHDOWN	3-27	1:03
UA	2nd	A25	00:00	Missed FG	A25	00:00	End of half	0-0	0:00
UA	3rd	A22	12:40	Punt	A35	10:20	Interception	5-13	2:20
UA	3rd	A14	08:10	Punt	A33	05:34	Punt	5-19	2:36
UA	3rd	A29	03:34	Punt	A21	02:05	Punt	3--8	1:29
UA	4th	A40	14:57	Downs	A40	13:33	Punt	3-0	1:24
UA	4th	M42	11:03	Downs	M31	09:11	* FIELD GOAL	6-11	1:52
UA	4th	A45	07:28	Punt	M01	01:10	Downs	10-54	6:18

Arkansas

Drive Started					Drive Ended			Consumed	
Team	Qtr	Spot	Time	Obtained	Spot	Time	How Lost	PI-Yds	TOP
AR	1st	A25	08:27	Kickoff	M25	04:44	Missed FG	9-50	3:43
AR	1st	A16	02:01	Punt	A14	00:21	Punt	3--2	1:40
AR	2nd	A25	10:28	Kickoff	A33	09:31	Punt	3-8	0:57
AR	2nd	A25	05:20	Kickoff	A36	03:20	Fumble	5-11	2:00
AR	2nd	A30	03:20	Fumble	M18	00:32	* FIELD GOAL	13-52	2:48
AR	3rd	A26	14:54	Kickoff	M14	11:19	* FIELD GOAL	7-60	3:35
AR	3rd	A25	08:42	Kickoff	A04	07:45	Fumble	4--21	0:57
AR	3rd	A25	07:41	Kickoff	A46	04:19	Interception	10-21	3:22
AR	3rd	A25	03:02	Kickoff	A50	01:06	Downs	5-25	1:56
AR	4th	M29	12:52	Kickoff	M28	09:21	Downs	6-1	3:31
AR	4th	A25	05:20	Kickoff	A44	02:28	Punt	7-19	2:52

at Ole Miss

Drive Started					Drive Ended			Consumed	
Team	Qtr	Spot	Time	Obtained	Spot	Time	How Lost	PI-Yds	TOP
OM	1st	O25	15:00	Kickoff	O44	12:38	Punt	6-19	2:22
OM	1st	O18	09:18	Punt	O30	08:06	Fumble	4-12	1:12
OM	1st	O22	05:02	Kickoff	M46	02:34	Punt	4-32	2:28
OM	2nd	O25	14:04	Kickoff	O40	12:03	Punt	4-15	2:01
OM	2nd	O34	10:40	Punt	M15	06:46	* FIELD GOAL	10-51	3:54
OM	2nd	O29	04:17	Punt	O27	03:28	Punt	3--2	0:49
OM	2nd	O25	00:25	Kickoff	O29	00:00	End of half	1-4	0:25
OM	3rd	O15	13:06	Punt	O08	12:22	Interception	2--7	0:44
OM	3rd	O25	10:42	Kickoff	M39	07:33	Downs	8-36	3:09
OM	3rd	O19	04:35	Punt	M48	03:24	Interception	3-33	1:11
OM	3rd	O32	01:49	Punt	O44	13:07	Punt	7-12	3:42
OM	4th	O25	07:21	Kickoff	O24	05:32	Punt	3--1	1:49

GAME 1

Stephen F. Austin 6
#18/18 MSU 63

Sept. 1, 2018
Davis Wade Stadium
Starkville, Miss.
54,289

Mississippi State

RUSHING	Att.	Gain	Lost	Net	TD	Long	Avg.
Keytaon Thompson	10	109	0	109	2	25	10.9
Kylin Hill	9	50	0	50	1	16	5.6
Dontavian Lee	6	29	0	29	1	9	4.8
Jalen Mayden	5	22	0	22	0	14	4.4
Nick Gibson	2	21	0	21	0	20	10.5
Aeris Williams	2	15	0	15	0	10	7.5
Logan Burnett	1	3	0	3	0	3	3.0

PASSING	Com	Att	Int	Yds	TD	Long	Sacks
Keytaon Thompson	13	31	0	364	5	84	0
Jalen Mayden	1	2	0	9	0	9	0
Logan Burnett	1	1	0	25	0	25	0

RECEIVING	No.	Yds.	TD	Long
Osirus Mitchell	2	114	2	84
Austin Williams	2	30	0	21
Keith Mixon	2	21	0	23
Kylin Hill	1	53	1	53
Stephen Guidry	1	39	0	39
Justin Johnson	1	34	0	34
Aeris Williams	1	27	1	27
Devonta Jason	1	25	0	25
Deddrick Thomas	1	20	0	20
Dontea Jones	1	17	1	17
Farrod Green	1	9	0	9
Nick Gibson	1	9	0	9

PUNTING	No.	Yds.	Avg.	Long	I20	TB
Tucker Day	3	123	41.0	48	1	0

FIELD GOALS	Att.	Made	Long	KICKS
Jace Christmann	1	0	0	missed 40

ALL RETURNS	Punts			Kickoffs			Intercepted		
	No.	Yds.	Lg.	No.	Yds.	Lg.	No.	Yds.	Lg.
Keith Mixon	6	64	22	0	0	0	0	0	0
C.J. Morgan	0	0	0	0	0	0	1	0	0
Brian Cole	0	0	0	2	59	40	0	0	0

Stephen F. Austin

RUSHING	Att.	Gain	Lost	Net	TD	Long	Avg.
Jamall Shaw	6	32	1	31	0	16	5.2
Thomas Hutchings	3	27	0	27	0	10	9.0
Josh McGowen	5	26	3	23	0	9	4.6
Jae'Lon Oglesby	8	31	9	22	0	18	2.8
Josh Covey	5	13	7	6	0	6	1.2
TEAM	1	0	4	-4	0	0	-4.0
Dominic Williams	10	5	10	-5	0	3	-0.5
Foster Sawyer	3	0	23	-23	0	0	-7.7

PASSING	Com	Att	Int	Yds	TD	Long	Sacks
Foster Sawyer	10	27	0	147	0	26	3
Jake Blumrick	2	6	1	8	0	5	0
Josh Covey	3	4	0	22	0	11	1

RECEIVING	No.	Yds.	TD	Long
Tamrick Pace	5	73	0	24
Allen Arclies III	2	42	0	26
Terian Goree	2	31	0	18
Frank Iheanacho	2	16	0	11
Thomas Hutchings	1	7	0	7
Bryan Wempa	1	4	0	4
Josh Thompson	1	3	0	3
Remi Simmons	1	1	0	1

PUNTING	No.	Yds.	Avg.	Long	I20	TB
Troy Duran	1	32	32.0	32	0	0
Caleb Lewallen	9	353	39.2	45	2	0

FIELD GOALS	Att.	Made	Long	KICKS
Storm Ruiz	2	2	36	36 made; 33 made

	Punts			Kickoffs			Intercepted		
ALL RETURNS	No.	Yds.	Lg.	No.	Yds.	Lg.	No.	Yds.	Lg.
Alize Ward	0	0	0	2	37	22	0	0	0
Josh McGowen	0	0	0	2	37	20	0	0	0
Jae'Lon Oglesby	0	0	0	2	47	25	0	0	0

No. 18 State Routs SFA 63-6 To Usher In Moorhead Era

Keytaon Thompson, making just his second career start, tied the SEC and MSU single-game record for touchdowns responsible (7) while accounting for 473 yards of total offense in a 63-6 win over Stephen F. Austin to successfully open the **Joe Moorhead** era in Davis Wade Stadium. Thompson got the starting nod in place of **Nick Fitzgerald**, who was serving a one-game suspension for violation of team rules. **Kylin Hill**, making his first career start, opened the Moorhead era in an explosive way, hauling in a quick pass from Thompson and racing 53 yards on the Bulldogs' first play from scrimmage. Thompson did it with his feet and his arm, tying the MSU single-game record with five touchdown passes. The big play came on an 87-yard deep strike to **Osirus Mitchell** with 3:44 to go in the first quarter, representing the longest State pass play in 14 years. Thompson became just the third player in Bulldog history with over 300 yards passing and 100 yards rushing in the same game. He tallied his third-straight 100-yard game on the ground and added two scores. State took a 35-3 lead into halftime following a brilliant one-handed, 17-yard touchdown grab from **Dontea Jones** with 1:01 in the second quarter. Defensively, **Johnathan Abram** made a game-high eight tackles. **Montez Sweat** and **Jeffery Simmons** combined for seven tackles for loss with two sacks coming from Sweat. **C.J. Morgan** also recorded his first career interception.

Stephen F. Austin	0	3	3	0	-6
Mississippi State	21	14	14	14	-63

1st	13:10	MSU	Kylin Hill 53 yd pass from K. Thompson (J. Christmann kick)
	05:29	MSU	K. Thompson 9 yd run (J. Christmann kick)
	03:44	MSU	Osirus Mitchell 84 yd pass from K. Thompson (J. Christmann kick)
2nd	13:01	SFA	Storm Ruiz 36 yd field goal
	09:53	MSU	Aeris Williams 27 yd pass from K. Thompson (J. Christmann kick)
	01:01	MSU	Dontea Jones 17 yd pass from K. Thompson (J. Christmann kick)
3rd	06:55	SFA	Storm Ruiz 33 yd field goal
	06:03	MSU	Osirus Mitchell 30 yd pass from K. Thompson (Jordan Lawless kick)
	02:06	MSU	Kylin Hill 6 yd run (Jace Christmann kick)
4th	14:50	MSU	K. Thompson 25 yd run (Jordan Lawless kick)
	01:37	MSU	Dontavian Lee 5 yd run (Jordan Lawless kick)

Team Stats

	SFA	MSU
FIRST DOWNS	16	25
Rushing	7	12
Passing	8	12
Penalty	1	1
NET YARDS RUSHING	77	220
Rushing Attempts	41	37
Average Per Rush	1.9	5.9
NET YARDS PASSING	177	398
Completions-Attempts-Int	15-37-1	15-34-0
Average Per Attempt	4.8	11.7
Average Per Completion	11.8	26.5
TOTAL OFFENSE YARDS	254	618
Total offense plays	78	71
Average Gain Per Play	3.3	8.7
Penalties: Number-Yards	9-56	7-80
PUNTS-YARDS	10-385	3-123
KICKOFFS-YARDS	3-177	10-643
Punt returns: Number-Yards-TD	0-0-0	6-64-0
Kickoff returns: Number-Yds-TD	6-121-0	2-59-0
Interceptions: Number-Yds-TD	0-0-0	1-0-0
Fumble Returns: Number-Yds-TD	0-0-0	0-0-0
Possession Time	31:16	28:44
Third-Down Conversions	3 of 18	7 of 13
Fourth-Down Conversions	1 of 3	1 of 2
Red-Zone Scores-Chances	2-2	4-4
Sacks By: Number-Yards	0-0	4-29
PAT Kicks	0-0	9-9

GAME 2

#18/18 MSU31

Kansas State10

Sept. 8, 2018
Bill Snyder Family Stadium
Manhattan, Kan.
49,784

Mississippi State

RUSHING	Att.	Gain	Lost	Net	TD	Long	Avg.
Kylin Hill	17	215	4	211	2	52	12.4
Nick Fitzgerald	19	159	0	159	0	30	8.4
Nick Gibson	3	14	0	14	0	9	4.7

PASSING	Com	Att	Int	Yds	TD	Long	Sacks
Nick Fitzgerald	11	27	1	154	2	32	0

RECEIVING	No.	Yds.	TD	Long
Stephen Guidry	2	42	0	23
Justin Johnson	2	37	0	32
Dontea Jones	1	21	0	21
Kylin Hill	1	16	1	16
Austin Williams	1	13	1	13
Nick Gibson	1	9	0	9
Jesse Jackson	1	6	0	6
Osirus Mitchell	1	5	0	5
Farrod Green	1	5	0	5

PUNTING	No.	Yds.	Avg.	Long	I20	TB
Tucker Day	1	34	34.0	34	0	0

FIELD GOALS	Att.	Made	Long	KICKS
Jace Christmann	2	1	30	made 30; missed 44

ALL RETURNS	Punts			Kickoffs			Intercepted		
	No.	Yds.	Lg.	No.	Yds.	Lg.	No.	Yds.	Lg.
Jamal Peters	0	0	0	2	32	19	0	0	0
Keith Mixon	1	-1	0	0	0	0	0	0	0
Brian Cole	0	0	0	1	37	37	0	0	0
Erroll Thompson	0	0	0	0	0	0	1	0	0

Kansas State

RUSHING	Att.	Gain	Lost	Net	TD	Long	Avg.
Alex Barnes	17	77	2	75	0	15	4.4
S. Thompson	12	48	14	34	0	16	2.8
Alex Delton	6	12	8	4	0	8	0.7

PASSING	Com	Att	Int	Yds	TD	Long	Sacks
S. Thompson	7	17	0	86	1	23	1
Alex Delton	2	4	1	14	0	15	3

RECEIVING	No.	Yds.	TD	Long
Dalton Schoen	2	34	1	23
Dalvin Warmack	2	21	0	18
Alex Barnes	2	19	0	15
Isaiah Zuber	2	11	0	12
Zach Reuter	1	15	0	15

PUNTING	No.	Yds.	Avg.	Long	I20	TB
B. Rodriguez	3	110	36.7	45	2	0
Andrew Hicks	3	128	42.7	47	1	0

FIELD GOALS	Att.	Made	Long	KICKS
Blake Lynch	2	1	30	made 26; missed 52

ALL RETURNS	Punts			Kickoffs			Intercepted		
	No.	Yds.	Lg.	No.	Yds.	Lg.	No.	Yds.	Lg.
Isaiah Zuber	0	0	0	1	18	18	0	0	0
Duke Shelley	0	0	0	4	109	37	0	0	0
Wyatt Hubert	0	0	0	0	0	0	1	11	11

No. 18 MSU Physically Dominates Kansas State, 31-10

A rare non-conference road game against a Power 5 team proved to be an easy task for No. 18 MSU, who used a spectacular three-touchdown, 211-yard rushing game from **Kylin Hill** to dominate Kansas State, 31-10, in Manhattan. It was the Bulldogs' first road victory over a Power 5 non-conference team since 1995 and their largest since 1973 in such games. Hill became the first Bulldog running back with over 200 yards rushing in nine years, and much of it came after contact. Hill hauled in a 16-yard touchdown pass from **Nick Fitzgerald**, who returned as a starter for the first time since his ankle injury on Thanksgiving 2017. Then prior to the half, MSU used three quick plays and a 28-yard Hill touchdown scamper to go up 24-3 at the half. Fitzgerald threw his first touchdown of the season on a 13-yard slant to **Austin Williams**. Hill put the finishing touches on the win with a 16-yard run over defenders with 13:16 left in the game. Hill outgained the entire Kansas State team as the Wildcats finished with 213 total yards, their fewest since 2015. Fitzgerald went over 100 yards rushing for the sixth time in his last eight games. Defensively, **Johnathan Abram** led all tacklers for the second straight game with eight. **Jeffery Simmons** and **Montez Sweat** each registered two tackles for loss. **Erroll Thompson** shined with seven tackles, one sack and a diving interception that halted a Kansas State drive.

Mississippi State	3	14	7	7	- 31
Kansas State	3	0	7	0	- 10

1st	9:07	MSU	Jace Christmann 30 yd field goal
	3:53	KS	Blake Lynch 26 yd field goal
2nd	14:20	MSU	Kylin Hill 16 yd pass from N. Fitzgerald (Christmann kick)
	3:33	MSU	Kylin Hill 28 yd run (Christmann kick)
3rd	10:18	MSU	Au. Williams 13 yd pass from N. Fitzgerald (Christmann kick)
	2:20	KS	Dalton Schoen 23 yd pass from S. Thompson (B. Lynch kick)
4th	13:16	MSU	Kylin Hill 16 yd run (Christmann kick)

Team Stats

	MSU	KS
FIRST DOWNS	24	15
Rushing	18	7
Passing	6	5
Penalty	0	3
NET YARDS RUSHING	384	113
Rushing Attempts	39	35
Average Per Rush	9.8	3.2
NET YARDS PASSING	154	100
Completions-Attempts-Int	11-27-1	9-21-1
Average Per Attempt	5.7	4.8
Average Per Completion	14.0	11.1
TOTAL OFFENSE YARDS	538	213
Total offense plays	66	56
Average Gain Per Play	8.2	3.8
Penalties: Number-Yards	11-84	2-15
PUNTS-YARDS	1-34	6-238
KICKOFFS-YARDS	6-364	3-174
Punt returns: Number-Yards-TD	1--1-0	0-0-0
Kickoff returns: Number-Yds-TD	3-69-0	5-127-0
Interceptions: Number-Yds-TD	1-0-0	1-11-0
Fumble Returns: Number-Yds-TD	0-0-0	0-0-0
Possession Time	30:34	29:26
Third-Down Conversions	7 of 12	3 of 12
Fourth-Down Conversions	0 of 1	0 of 0
Red-Zone Scores-Chances	4-5	1-1
Sacks By: Number-Yards	4-16	0-0
PAT Kicks	4-4	1-1

GAME 3

Louisiana 10 Sept. 15, 2018
#16/16 MSU 56 Davis Wade Stadium
Starkville, Miss.
56,505

Mississippi State

RUSHING	Att.	Gain	Lost	Net	TD	Long	Avg.
Nick Fitzgerald	15	123	16	107	4	36	7.1
Aeris Williams	11	102	1	101	1	28	9.2
K. Thompson	5	52	0	52	1	16	10.4
Kylin Hill	6	33	1	32	0	16	5.3
Robert Rivers	3	21	0	21	0	9	7.0
Nick Gibson	3	15	7	8	0	10	2.7
Jalen Mayden	1	8	0	8	0	8	8.0
Dontavian Lee	2	4	0	4	0	2	2.0
TEAM	1	0	2	-2	0	0	-2.0

PASSING	Com	Att	Int	Yds	TD	Long	Sacks
Nick Fitzgerald	14	21	0	243	2	44	2
Keytaon Thompson	2	3	1	33	0	21	0
Logan Burnett	1	1	0	25	0	25	0

RECEIVING	No.	Yds.	TD	Long
Keith Mixon	4	80	1	25
Stephen Guidry	3	57	1	39
Deddrick Thomas	2	53	0	44
Kylin Hill	2	-3	0	0
Austin Williams	1	25	0	25
Justin Johnson	1	25	0	25
Brad Cumbest	1	21	0	21
Malik Dear	1	12	0	12
Nick Gibson	1	6	0	6

PUNTING	No.	Yds.	Avg.	Long	I20	TB
Tucker Day	1	43	43.0	43	0	0

FIELD GOALS	Att.	Made	Long	KICKS
none				

ALL RETURNS	No.	Yds.	Lg.	No.	Yds.	Lg.	No.	Yds.	Lg.
Keith Mixon	1	6	6	0	0	0	0	0	0
Johnathan Abram	0	0	0	0	0	0	1	0	0
Brian Cole	0	0	0	2	46	28	0	0	0

Louisiana

RUSHING	Att.	Gain	Lost	Net	TD	Long	Avg.
Trey Ragas	7	51	2	49	0	15	7.0
Levi Lewis	2	9	0	9	0	8	4.5
Raymond Calais	1	9	0	9	0	9	9.0
Ryheem Malone	1	3	0	3	0	3	3.0
Jordan Wright	1	0	0	0	0	0	0.0
Elijah Mitchell	6	2	2	0	0	1	0.0
TEAM	1	0	1	-1	0	0	-1.0
Andre Nunez	7	10	14	-4	0	6	-0.6

PASSING	Com	Att	Int	Yds	TD	Long	Sacks
Andre Nunez	21	29	1	224	1	41	2
Levi Lewis	2	5	0	21	0	13	0

RECEIVING	No.	Yds.	TD	Long
Ryheem Malone	7	69	0	19
Keenan Barnes	4	76	0	41
Trey Ragas	3	46	0	30
Matt Barnes	2	12	0	9
Earnest Patterson	2	9	0	8
Ja'Marcus Bradley	2	2	1	4
Elijah Mitchell	1	24	0	24
Raymond Calais	1	4	0	4
Jarrold Jackson	1	3	0	3

PUNTING	No.	Yds.	Avg.	Long	I20	TB
Rhys Byrns	4	169	42.2	51	2	0

FIELD GOALS	Att.	Made	Long	KICKS
Kyle Pfau	1	1	38	38 made

ALL RETURNS	No.	Yds.	Lg.	No.	Yds.	Lg.	No.	Yds.	Lg.
Ryheem Malone	1	-2	0	0	0	0	0	0	0
Raymond Calais	0	0	0	3	54	19	0	0	0
Eric Garror	0	0	0	0	0	0	1	0	0

No. 16 MSU Strikes Early, Often in 56-10 Rout of Louisiana

Nick Fitzgerald's first home start of the year proved to be one of the best of his career. The senior quarterback accounted for six touchdowns - one shy of his SEC record - and No. 16 MSU moved to 3-0 with a 56-10 rout of Louisiana on Saturday night in Davis Wade Stadium. It was the first meeting between the two teams since 1987. The Bulldogs scored touchdowns on their first eight drives, punting only once on the night. Fitzgerald accounted for 350 yards of total offense, rushing for over 100 yards for the second straight game. He tallied three rushing scores in the first half and connected with Stephen Guidry on the big strike of the night, a beautiful 39-yard touchdown pass to give the Bulldogs a 35-3 lead at the half. Aeris Williams saw his first significant action of the season, rushing for 101 yards on 11 carries with a touchdown. The Bulldogs amassed 607 yards of total offense. Tim Washington led all tacklers with a career-best nine and one tackle for loss. Leo Lewis added eight tackles and 1.5 tackles for loss. Johnathan Abram hauled in an interception in the third quarter, and Chauncey Rivers added two tackles for loss.

Louisiana	3	0	0	7	-10
Mississippi State	14	21	14	7	-56

1st	11:48	LA	Kyle Pfau 38 yd field goal
	05:06	MSU	Nick Fitzgerald 1 yd run (Christmann kick)
	00:10	MSU	Nick Fitzgerald 10 yd run (Christmann kick)
2nd	09:35	MSU	Aeris Williams 3 yd run (Christmann kick)
	04:54	MSU	Nick Fitzgerald 2 yd run (Christmann kick)
	00:18	MSU	Stephen Guidry 39 yd pass from Nick Fitzgerald (Christmann kick)
3rd	13:16	MSU	Nick Fitzgerald 26 yd run (Christmann kick)
	06:01	MSU	Keith Mixon 25 yd pass from Nick Fitzgerald (Christmann kick)
4th	07:31	LA	Ja'Marcus Bradley 4 yd pass from Andre Nunez (Kyle Pfau kick)
	04:22	MSU	K. Thompson 16 yd run (Christmann kick)

Team Stats

	LA	MSU
FIRST DOWNS	13	29
Rushing	3	18
Passing	10	11
Penalty	0	0
NET YARDS RUSHING	65	331
Rushing Attempts	26	47
Average Per Rush	2.5	7.0
NET YARDS PASSING	245	276
Completions-Attempts-Int	23-34-1	16-24-1
Average Per Attempt	7.2	11.5
Average Per Completion	10.7	17.2
TOTAL OFFENSE YARDS	310	607
Total offense plays	60	71
Average Gain Per Play	5.2	8.5
Penalties: Number-Yards	4-25	3-15
PUNTS-YARDS	4-169	1-43
KICKOFFS-YARDS	3-180	9-585
Punt returns: Number-Yards-TD	1--2-0	1-6-0
Kickoff returns: Number-Yds-TD	3-54-0	2-46-0
Interceptions: Number-Yds-TD	1-0-0	1-0-0
Fumble Returns: Number-Yds-TD	0-0-0	0-0-0
Possession Time	27:01	32:59
Third-Down Conversions	4 of 13	8 of 11
Fourth-Down Conversions	1 of 4	1 of 1
Red-Zone Scores-Chances	1-1	5-5
Sacks By: Number-Yards	2-16	2-12
PAT Kicks	1-1	8-8

GAME 4

#14/14 MSU7Kentucky28

Sept. 22, 2018
Kroger Field
Lexington, Ky.
60,037

Mississippi State

RUSHING	Att.	Gain	Lost	Net	TD	Long	Avg.
Aeris Williams	8	22	0	22	0	8	2.8
Nick Fitzgerald	16	47	27	20	1	12	1.2
Kylin Hill	4	14	0	14	0	7	3.5

PASSING	Com	Att	Int	Yds	TD	Long	Sacks
Nick Fitzgerald	16	32	1	145	0	24	3

RECEIVING	No.	Yds.	TD	Long
Osirus Mitchell	6	65	0	21
Kylin Hill	3	19	0	9
Stephen Guidry	2	36	0	24
Justin Johnson	2	13	0	9
Austin Williams	2	4	0	3
Aeris Williams	1	8	0	8

PUNTING	No.	Yds.	Avg.	Long	I20	TB
Tucker Day	7	265	37.9	59	3	0
K. Schexnayder	1	36	36.0	36	0	0

FIELD GOALS	Att. Made Long KICKS								
none	Punts			Kickoffs			Intercepted		
ALL RETURNS	No.	Yds.	Lg.	No.	Yds.	Lg.	No.	Yds.	Lg.
Deddrick Thomas	0	0	0	1	22	22	0	0	0
Keith Mixon	2	3	3	0	0	0	0	0	0
Brian Cole	0	0	0	2	38	21	1	0	0

Kentucky

RUSHING	Att.	Gain	Lost	Net	TD	Long	Avg.
Benny Snell	25	173	8	165	4	36	6.6
Asim Rose	9	49	2	47	0	14	5.2
Terry Wilson	11	48	30	18	0	12	1.6
Team	2	0	1	-1	0	0	-0.5

PASSING	Com	Att	Int	Yds	TD	Long	Sacks
Terry Wilson	8	14	1	71	0	23	3

RECEIVING	No.	Yds.	TD	Long
Ryheem Malone	7	69	0	19
Lynn Bowden	3	15	0	6
C.J. Conrad	2	22	0	23
Dorian Baker	1	23	0	23
Josh Ali	1	6	0	6
T. Richardson	1	5	0	5

PUNTING	No.	Yds.	Avg.	Long	I20	TB
Max Duffy	5	221	44.2	49	2	1

FIELD GOALS	Att.	Made	Long	KICKS					
Miles Butler	1	0	0	36 missed					
ALL RETURNS	Punts			Kickoffs			Intercepted		
	No.	Yds.	Lg.	No.	Yds.	Lg.	No.	Yds.	Lg.
	0	0	0	2	36	23	0	0	0
Lynn Bowden	0	0	0	0	0	0	1	35	35
Tyrell Ajian	0	0	0	0	0	0	1	35	35

No. 14 MSU Drops SEC Opener at Kentucky, 28-7

Penalties proved to be problematic as Kentucky rushed for 229 yards to knock off No. 14 Mississippi State, 28-7, on a rainy Saturday night at Kroger Field. The Bulldogs were penalized 16 times for 139 yards and could not get into a rhythm offensively. State was held to just 201 total offensive yards and only 56 yards on the ground. After a scoreless first quarter, **Nick Fitzgerald** put the Bulldogs in front on a 1-yard touchdown run that culminated a 15-play, 80-yard drive. Kentucky reeled off 28 unanswered points highlighted by four consecutive touchdown runs from Benny Snell. Snell finished with 165 yards rushing. With MSU trailing 14-7, **Brian Cole** stalled a UK drive on a beautiful interception but the Bulldogs were unable to do anything with it. The Bulldogs had -9 yards of total offense in the fourth quarter. **Erroll Thompson** led all MSU tacklers with seven, including 0.5 sacks. **Jeffery Simmons** and **Braxton Hoyett** each gathered two tackles for loss, while **Montez Sweat** added 1.5 sacks.

Mississippi State	0	7	0	0	-7
Kentucky	0	7	7	14	-28

2nd	08:42	MSU	Nick Fitzgerald 1 yd run (Christmann kick)
	00:50	UK	Benny Snell 2 yd run (Miles Butler kick)
3rd	06:03	UK	Benny Snell 1 yd run (Miles Butler kick)
4th	08:00	UK	Benny Snell 36 yd run (Miles Butler kick)
	03:45	UK	Benny Snell 23 yd run (Miles Butler kick)

Team Stats

	MSU	UK
FIRST DOWNS	11	18
Rushing	5	11
Passing	6	3
Penalty	0	4
NET YARDS RUSHING	56	229
Rushing Attempts	28	47
Average Per Rush	2.0	4.9
NET YARDS PASSING	145	71
Completions-Attempts-Int	16-32-1	8-14-1
Average Per Attempt	4.5	5.1
Average Per Completion	9.1	8.9
TOTAL OFFENSE YARDS	201	300
Total offense plays	60	61
Average Gain Per Play	3.3	4.9
Penalties: Number-Yards	16-139	5-42
PUNTS-YARDS	8-301	5-221
KICKOFFS-YARDS	2-114	5-300
Punt returns: Number-Yards-TD	2-3-0	0-0-0
Kickoff returns: Number-Yds-TD	3-60-0	2-36-0
Interceptions: Number-Yds-TD	1-0-0	1-35-0
Fumble Returns: Number-Yds-TD	0-0-0	0-0-0
Possession Time	29:03	30:57
Third-Down Conversions	7 of 17	3 of 10
Fourth-Down Conversions	0 of 1	1 of 1
Red-Zone Scores-Chances	1-1	2-4
Sacks By: Number-Yards	3-30	3-23
PAT Kicks	1-1	4-4

GAME 5

Florida 13 Sept. 29, 2018
#23/19 MSU 6 Davis Wade Stadium
Starkville, Miss.
61,406

Mississippi State

RUSHING	Att.	Gain	Lost	Net	TD	Long	Avg.
Kylin Hill	9	41	0	41	0	12	4.6
Nick Fitzgerald	20	72	40	32	0	11	1.6
Aeris Williams	3	31	0	31	0	17	10.3

PASSING	Com	Att	Int	Yds	TD	Long	Sacks
Nick Fitzgerald	11	26	0	98	0	17	6

RECEIVING	No.	Yds.	TD	Long
Osirus Mitchell	3	35	0	12
Deddrick Thomas	2	21	0	17
Stephen Guidry	2	18	0	15
Kylin Hill	2	8	0	10
Farrod Green	1	8	0	8
Jesse Jackson	1	8	0	8

PUNTING	No.	Yds.	Avg.	Long	I20	TB
Tucker Day	1	45	45.0	45	0	0
K. Schexnayder	5	181	36.2	47	1	0

FIELD GOALS	Att.	Made	Long	KICKS
Jace Christmann	2	2	39	34 made; 39 made

	Punts			Kickoffs			Intercepted		
ALL RETURNS	No.	Yds.	Lg.	No.	Yds.	Lg.	No.	Yds.	Lg.
Cam Dantzler	0	0	0	0	0	0	1	7	7
Brian Cole	0	0	0	3	45	17	0	0	0

Florida

RUSHING	Att.	Gain	Lost	Net	TD	Long	Avg.
Lamical Perine	10	55	0	55	0	22	5.5
Dameon Pierce	4	30	0	30	0	14	7.5
Jordan Scarlett	10	25	4	21	0	8	2.1
Kadarius Toney	2	20	0	20	0	16	10.0
Team	2	0	4	-4	0	0	-2.0
Feleipe Franks	6	10	14	-4	0	4	-0.7

PASSING	Com	Att	Int	Yds	TD	Long	Sacks
Feleipe Franks	22-31-1	219	0	20	1		
Kadarius Toney	1-1-0	20	1	20	0		

RECEIVING	No.	Yds.	TD	Long
Trevon Grimes	4	34	0	12
Van Jefferson	4	29	0	12
Josh Hammond	3	47	0	20
Lamical Perine	2	24	0	16
Freddie Swain	2	21	0	12
Tyrie Cleveland	2	16	0	10
Moral Stephens	1	20	1	20
C'yontai Lewis	1	18	0	18
Kyle Pitts	1	9	0	9
Kadarius Toney	1	9	0	9
Dameon Pierce	1	6	0	6
Lucas Krull	1	6	0	6

PUNTING	No.	Yds.	Avg.	Long	I20	TB
Tommy Townsend	5	186	37.2	50	5	0

FIELD GOALS	Att.	Made	Long	KICKS
Evan McPherson	2	2	39	39 made; 21 made

	Punts			Kickoffs			Intercepted		
ALL RETURNS	No.	Yds.	Lg.	No.	Yds.	Lg.	No.	Yds.	Lg.
Freddie Swain	2	9	11	1	6	6	0	0	0
Kadarius Toney	0	0	0	1	21	21	0	0	0

No. 19 MSU Falls To Florida in SEC Home Opener, 13-6

No. 19 MSU's offensive struggles continued in a 13-6 loss to Florida in Dan Mullen's return to Starkville. The Bulldogs finished with 202 yards of total offense, including 104 on the ground and 98 through the air. State pulled ahead on Jace Christmann's 34-yard fild goal with 3:28 to go in the first quarter that culminated a 12-play drive. Christmann followed it up with a 39-yard field goal prior to the half to give the Bulldogs a 6-3 advantage into the locker room. The first touchdown occurred in the third quarter when Florida's Feleipe Franks threw a lateral to Kadarius Toney, who then threw a 20-yard touchdown pass to Moral Stephens to make it 10-6. The Bulldogs had multiple chances but were unable to convert. Erroll Thompson registered a career-high and game-high 14 tackles with 0.5 for loss. Gerri Green added a sack and 1.5 tackles for loss. Cam Dantzler recorded an interception on Florida's first drive of the third quarter, but State was unable to do anything with it.

Florida	0	3	7	3	- 13
Mississippi State	3	3	0	0	- 6

1st	03:28	MS	Jace Christmann 34 yd field goal
2nd	10:24	UF	Evan McPherson 39 yd field goal
	03:30	MS	Jace Christmann 39 yd field goal
3rd	08:26	UF	Moral Stephens 20 yd pass from Kadarius Toney (McPherson kick)
4th	05:22	UF	Evan McPherson 21 yd field goal

Team Stats

	UF	MSU
FIRST DOWNS	20	15
Rushing	7	7
Passing	13	6
Penalty	0	2
NET YARDS RUSHING	118	104
Rushing Attempts	34	32
Average Per Rush	3.5	3.2
NET YARDS PASSING	239	98
Completions-Attempts-Int	23-32-1	11-26-0
Average Per Attempt	7.5	3.8
Average Per Completion	10.4	8.9
TOTAL OFFENSE YARDS	357	202
Total offense plays	66	58
Average Gain Per Play	5.4	3.5
Penalties: Number-Yards	11-90	2-15
PUNTS-YARDS	5-186	6-226
KICKOFFS-YARDS	4-250	3-189
Punt returns: Number-Yards-TD	2-9-0	0-0-0
Kickoff returns: Number-Yds-TD	2-27-0	3-45-0
Interceptions: Number-Yds-TD	0-0-0	1-7-0
Fumble Returns: Number-Yds-TD	0-0-0	0-0-0
Possession Time	33:47	26:13
Third-Down Conversions	5 of 14	2 of 12
Fourth-Down Conversions	1 of 1	0 of 2
Red-Zone Scores-Chances	3-3	2-2
Sacks By: Number-Yards	6-39	1-10
PAT Kicks	1-1	0-0

GAME 6

#8/9 Auburn

MSU

9

23

Oct. 6, 2018
Davis Wade Stadium
Starkville, Miss.
60,635

Mississippi State

RUSHING	Att.	Gain	Lost	Net	TD	Long	Avg.
Nick Fitzgerald	28	197	2	195	2	39	7.0
Kylin Hill	23	129	3	126	0	17	5.5
Aeris Williams	5	33	1	32	0	12	6.4
TEAM	1	0	4	-4	0	0	-4.0

PASSING	Com	Att	Int	Yds	TD	Long	Sacks
Nick Fitzgerald	9	17	1	69	0	23	0

RECEIVING	No.	Yds.	TD	Long
Farrod Green	2	23	0	13
Justin Johnson	2	10	0	7
Deddrick Thomas	2	9	0	6
Osirus Mitchell	1	23	0	23
Aeris Williams	1	4	0	4
Austin Williams	1	0	0	0

PUNTING	No.	Yds.	Avg.	Long	I20	TB
Tucker Day	3	120	40.0	48	0	0

FIELD GOALS	Att.	Made	Long	KICKS
Jace Christmann	3	4	47	25 made; 47 made; 32 made; 31 blocked

ALL RETURNS	Punts			Kickoffs			Intercepted		
	No.	Yds.	Lg.	No.	Yds.	Lg.	No.	Yds.	Lg.
Keith Mixon	1	0	0	0	0	0	0	0	0

Auburn

RUSHING	Att.	Gain	Lost	Net	TD	Long	Avg.
J. Whitlow	8	88	0	88	0	41	11.0
A. Schwartz	1	17	0	17	0	17	17.0
Shaun Shivers	1	8	0	8	0	8	8.0
Malik Willis	1	1	0	1	0	1	1.0
Asa Martin	1	0	0	0	0	0	0.0
Kam Martin	4	5	7	-2	0	3	-0.5
Jarrett Stidham	5	4	26	-22	0	3	-4.4

PASSING	Com	Att	Int	Yds	TD	Long	Sacks
Jarrett Stidham	19	38	0	214	0	42	3

RECEIVING	No.	Yds.	TD	Long
Ryan Davis	8	91	0	42
Darius Slayton	4	58	0	24
Sal Cannella	2	16	0	11
John Shenker	1	26	0	26
Chandler Cox	1	10	0	10
Tucker Brown	1	9	0	9
J. Whitlow	1	3	0	3
Malik Miller	1	1	0	1

PUNTING	No.	Yds.	Avg.	Long	I20	TB
Arryn Siposs	3	141	47.0	49	1	0

FIELD GOALS	Att.	Made	Long	KICKS
Anders Carlson	3	4	47	47 made; 50 missed; 38 made; 24 made

ALL RETURNS	Punts			Kickoffs			Intercepted		
	No.	Yds.	Lg.	No.	Yds.	Lg.	No.	Yds.	Lg.
Ryan Davis	2	8	0	0	0	0	0	0	0
Jeremiah Dinson	0	0	0	0	0	0	1	12	12
Asa Martin	0	0	0	1	18	18	0	0	0

MSU Grinds Out 23-9 Win Over No. 8 Auburn

MSU snapped a two-game losing streak in a big way, punishing No. 8 Auburn with smashmouth football in a 23-9 victory on Saturday night in Davis Wade Stadium. The Bulldogs rushed for 349 yards and averaged 6.1 yards per carry. Auburn came into the contest having allowed only one rushing touchdown and 92.8 yards per game on the ground all year, which was second in the SEC. **Nick Fitzgerald** led the way, pounding out 195 yards on 28 carries and two touchdowns. In the process, Fitzgerald became the SEC's all-time leader in quarterback rushing yards, shattering Tim Tebow's record. Fitzgerald accounted for 264 yards of total offense and plunged in from 1-yard as time expired in the first half to lift the Bulldogs to a 13-3 lead. **Jace Christmann** tied a career-high with three made field goals. He culminated a 13-play, 8:05 drive on the first possession of the second half with a 32-yard field goal. Fitzgerald put the game out of reach with a 21-yard TD run with 2:02 to go in the game. State's defense limited Auburn to 90 yards rushing, while **Montez Sweat** recorded three sacks - all in the second half. **Mark McLaurin** was the Bulldogs' leading tackler, collecting 10 and forcing a critical fumble in the third quarter. Auburn's JaTarvious Whitlow scampered 41 yards but McLaurin, not giving up on the play, popped the ball out at the 1-yard line to force a touchback. The score would have cut MSU's lead to three points at the time. The victory was the Bulldogs' largest margin of victory over a Top 10 team since 2014.

Auburn	3	0	3	3	-9
Mississippi State	3	10	3	7	-23

1st	07:30	AU	Anders Carlson 47 yd field goal
	02:37	MS	Jace Christmann 25 yd field goal
2nd	10:13	MS	Jace Christmann 47 yd field goal
	00:00	MS	Nick Fitzgerald 1 yd run (Jace Christmann kick)
3rd	06:55	MS	Jace Christmann 32 yd field goal
	05:45	AU	Anders Carlson 38 yd field goal
4th	11:24	AU	Anders Carlson 24 yd field goal
	02:02	MS	Nick Fitzgerald 21 yd run (Jace Christmann kick)

Team Stats

	AU	MSU
FIRST DOWNS	15	22
Rushing	5	18
Passing	9	3
Penalty	1	1
NET YARDS RUSHING	90	349
Rushing Attempts	21	57
Average Per Rush	4.3	6.1
NET YARDS PASSING	214	69
Completions-Attempts-Int	19-38-0	9-17-1
Average Per Attempt	5.6	4.1
Average Per Completion	11.3	7.7
TOTAL OFFENSE YARDS	304	418
Total offense plays	59	74
Average Gain Per Play	5.2	5.6
Penalties: Number-Yards	2-10	1-15
PUNTS-YARDS	3-141	3-120
KICKOFFS-YARDS	4-235	5-304
Punt returns: Number-Yards-TD	2-8-0	1-0-0
Kickoff returns: Number-Yds-TD	1-18-0	0-0-0
Interceptions: Number-Yds-TD	1-12-0	0-0-0
Fumble Returns: Number-Yds-TD	0-0-0	0-0-0
Possession Time	18:07	41:53
Third-Down Conversions	3 of 14	7 of 17
Fourth-Down Conversions	1 of 3	1 of 2
Red-Zone Scores-Chances	2-3	3-4
Sacks By: Number-Yards	0-0	3-27
PAT Kicks	0-0	2-2

GAME 7

#22 MSU3

#5/5 LSU19

Oct. 20, 2018
Tiger Stadium
Baton Rouge, La.
101,340

Mississippi State

RUSHING	Att.	Gain	Lost	Net	TD	Long	Avg.
Nick Fitzgerald	23	140	9	131	0	40	5.7
Kylin Hill	8	42	0	42	0	18	5.2
Aeris Williams	6	28	0	28	0	9	4.7

PASSING	Com	Att	Int	Yds	TD	Long	Sacks
Nick Fitzgerald	8	24	4	59	0	15	1

RECEIVING	No.	Yds.	TD	Long
Kylin Hill	2	10	0	8
Deddrick Thomas	1	15	0	15
Nick Gibson	1	12	0	12
Osirus Mitchell	1	9	0	9
Farrod Green	1	5	0	5
Stephen Guidry	1	4	0	4
Justin Johnson	1	4	0	4

PUNTING	No.	Yds.	Avg.	Long	I20	TB
Tucker Day	5	173	34.6	42	0	0
K. Schexnayder	2	70	35.0	42	0	0

FIELD GOALS	Att.	Made	Long	KICKS
Jace Christmann	1	1	19	19 made

ALL RETURNS	Punts			Kickoffs			Intercepted		
	No.	Yds.	Lg.	No.	Yds.	Lg.	No.	Yds.	Lg.
Deddrick Thomas	1	4	4	0	0	0	0	0	0
Cam Dantzler	0	0	0	0	0	0	1	1	1

LSU

RUSHING	Att.	Gain	Lost	Net	TD	Long	Avg.
Nick Brossette	17	60	3	57	1	12	3.4
C. Ed.-Helaire	16	49	3	46	0	11	2.9
Joe Burrow	9	21	13	8	0	8	0.9
Derrick Dillon	1	0	0	0	0	0	0.0

PASSING	Com	Att	Int	Yds	TD	Long	Sacks
Joe Burrow	16	28	1	129	0	20	2

RECEIVING	No.	Yds.	TD	Long
Dee Anderson	3	29	0	11
Just. Jefferson	3	18	0	9
C. Ed.-Helaire	2	22	0	20
Ja'Marr Chase	2	20	0	11
Derrick Dillon	2	18	0	19
Nick Brossette	2	7	0	6
Steph. Sullivan	1	11	0	11
Foster Moreau	1	4	0	4

PUNTING	No.	Yds.	Avg.	Long	I20	TB
Z.Von Rosenberg	7	306	43.7	51	3	0

FIELD GOALS	Att.	Made	Long	KICKS
Cole Tracy	4	4	40	25 made; 38 made; 29 made; 40 made

ALL RETURNS	Punts			Kickoffs			Intercepted		
	No.	Yds.	Lg.	No.	Yds.	Lg.	No.	Yds.	Lg.
Grant Delpit	0	0	0	0	0	0	2	1	1
John Battle	0	0	0	0	0	0	1	0	0
M. Divinity	0	0	0	0	0	0	1	31	31

MSU Falls in Defensive Struggle at No. 5 LSU, 19-3

Nick Fitzgerald was intercepted four times and No. 22 Mississippi State was held out of the endzone in a 19-3 loss in front of 101,340 fans on Saturday night in Tiger Stadium. Fitzgerald did manage to rush for 131 yards on 23 carries. The Bulldogs outgained the Tigers 260-239, and the State defense held LSU to 3.3 yards per play. Turnovers proved to be the difference. On the Bulldogs' first series, Fitzgerald was intercepted by Michael Divinity, who returned it 31 yards to the MSU 3. That set up the Tigers' only touchdown of the night. State was pinned deep in its own territory for most of the night. With the score 10-3, LSU's Cole Tracy drilled the second of his four field goals on the first possession of the second half. On the ensuing possession, State turned it over on downs as Fitzgerald was sacked on fourth down. MSU's defense stood out with three Bulldogs collecting 10 tackles - **Johnathan Abram**, **Mark McLaurin** and **Jeffery Simmons**. Abram and **Montez Sweat** tallied a sack, while **Cameron Dantzler**, making a return to his home state, intercepted a pass.

Mississippi State	3	0	0	0	-3
LSU	7	3	6	3	-19

1st	12:37	LSU	Nick Brossette 1 yd run (Cole Tracy kick)
	08:43	MS	Jace Christmann 19 yd field goal
2nd	00:00	LSU	Cole Tracy 25 yd field goal
3rd	10:44	LSU	Cole Tracy 38 yd field goal
	02:54	LSU	Cole Tracy 29 yd field goal
4th	10:42	LSU	Cole Tracy 40 yd field goal

Team Stats

	MSU	LSU
FIRST DOWNS	15	17
Rushing	9	9
Passing	3	6
Penalty	3	2
NET YARDS RUSHING	201	110
Rushing Attempts	37	44
Average Per Rush	5.4	2.5
NET YARDS PASSING	59	129
Completions-Attempts-Int	8-24-4	16-28-1
Average Per Attempt	2.5	4.6
Average Per Completion	7.4	8.1
TOTAL OFFENSE YARDS	260	239
Total offense plays	61	72
Average Gain Per Play	4.3	3.3
Penalties: Number-Yards	5-45	5-53
PUNTS-YARDS	7-243	7-306
KICKOFFS-YARDS	2-105	5-325
Punt returns: Number-Yards-TD	1-4-0	0-0-0
Kickoff returns: Number-Yds-TD	0-0-0	0-0-0
Interceptions: Number-Yds-TD	1-1-0	4-32-0
Fumble Returns: Number-Yds-TD	0-0-0	0-0-0
Possession Time	28:14	31:46
Third-Down Conversions	2 of 14	7 of 18
Fourth-Down Conversions	0 of 1	0 of 0
Red-Zone Scores-Chances	1-2	4-5
Sacks By: Number-Yards	2-13	1-8
PAT Kicks	0-0	1-1

GAME 8

#16/17 Texas A&M 13
MSU 28

Oct. 28, 2018
Davis Wade Stadium
Starkville, Miss.
57,085

Mississippi State

RUSHING							
Nick Fitzgerald	16	116	28	88	2	76	5.5
Aeris Williams	9	41	6	35	0	17	3.9
Nick Gibson	4	22	0	22	0	8	5.5
K. Thompson	1	1	0	1	0	1	1.0
PASSING							
Nick Fitzgerald	14	22	0	241	2	84	3
RECEIVING							
Osirus Mitchell	6	96	1	38			
Stephen Guidry	3	130	1	84			
Deddrick Thomas	2	4	0	4			
Jesse Jackson	2	1	0	3			
Aeris Williams	1	10	0	10			
PUNTING							
Tucker Day	3	109	36.3	41	1	0	
K. Schexnayder	1	38	38.0	38	0	0	
FIELD GOALS							
none	Att.	Made	Long	KICKS			

Punts			Kickoffs			Intercepted		
	No.	Yds.	Lg.	No.	Yds.	Lg.	No.	Yds.
Deddrick Thomas	1	-1	0	0	0	0	0	0
Erroll Thompson	0	0	0	0	0	0	1	0

Texas A&M

RUSHING									
Jashaun Corbin	Att.	Gain	Lost	Net	TD	Long	Avg.		
T. Williams	3	33	0	33	0	28	11.0		
Kellen Mond	10	30	4	26	0	12	2.6		
	9	31	29	2	0	8	0.2		
PASSING									
Kellen Mond	Com	Att	Int	Yds	TD	Long	Sacks		
	23	46	1	232	1	38	3		
RECEIVING									
Quartney Davis	No.	Yds.	TD	Long					
Hezekiah Jones	6	59	1	34					
T. Williams	5	51	0	18					
Camron Buckley	4	45	0	38					
Jashaun Corbin	3	30	0	12					
J. Sternberger	2	13	0	11					
Kendrick Rogers	2	13	0	8					
	1	21	0	21					
PUNTING									
Braden Mann	No.	Yds.	Avg.	Long	I20	TB			
	4	155	38.8	54	1	0			
FIELD GOALS									
Seth Small	Att.	Made	Long	KICKS					
	3	2	41	49 missed; 34 made; 41 made					
Punts			Kickoffs			Intercepted			
ALL RETURNS	No.	Yds.	Lg.	No.	Yds.	Lg.	No.	Yds.	Lg.
Jashaun Corbin	0	0	0	3	50	21	0	0	0
Roshauud Paul	1	33	33	0	0	0	0	0	0

Pass Game Emerges In 28-13 Win Over No. 16 Texas A&M

Nick Fitzgerald accounted for 329 yards of total offense and four touchdowns, including a career-long, game-clinching 76-yard TD run with 2:17 to play, as Mississippi State knocked off No. 16 Texas A&M, 28-13, on Saturday night in Davis Wade Stadium. Fitzgerald threw for a season-best 241 yards on 14-of-22 passing and two scores. He put the Bulldogs on the board early as Stephen Guidry started his big night with an over-the-shoulder 25-yard grab in the corner of the endzone. The Aggies responded with 10 unanswered points to take a 10-7 lead into the locker room, but MSU responded on its first possession of the second half. State went 75 yards on seven plays, culminating with a beautiful 38-yard touchdown catch from Osirus Mitchell to put the Bulldogs back in front 14-10. After A&M converted a field goal, Fitzgerald provided two fourth quarter rushing touchdowns. One of the many explosive plays of the night and facing the best third-down defense in the nation, Fitzgerald escaped a 3rd-and-21 to find Guidry for an 84-yard pass down to the Texas A&M 2-yard line. It was the fourth-longest pass in Bulldog history. Three plays later, Fitzgerald plunged into the endzone from 1-yard out. The Aggies began a potential game-tying drive that stalled when Kellen Mond was intercepted by Erroll Thompson in the endzone with 2:36 to play in the game. Two plays later, Fitzgerald put the finishing touches on the victory with his career-long 76-yard touchdown run. Johnathan Abram finished with nine tackles, while Jaquarius Landreus tallied the best game of his career with seven tackles, two sacks, 2.5 tackles for loss and three pass breakups. Fitzgerald finished 3-0 in his career as a starter vs. A&M.

Texas A&M	0	10	3	0	-13
Mississippi State	7	0	7	14	-28
1st	07:19	MS	Stephen Guidry 25 yd pass from Nick Fitzgerald (Christmann kick)		
2nd	04:42	TAMU	Seth Small 34 yd field goal		
	00:14	TAMU	Q. Davis 34 yd pass from Kellen Mond (Seth Small kick)		
3rd	11:17	MS	Osirus Mitchell 38 yd pass from Nick Fitzgerald (Christmann kick)		
	01:41	TAMU	Seth Small 41 yd field goal		
4th	13:53	MS	Nick Fitzgerald 1 yd run (Christmann kick)		
	02:17	MS	Nick Fitzgerald 76 yd run (Christmann kick)		

Team Stats

	TAMU	MSU
FIRST DOWNS	19	15
Rushing	4	7
Passing	10	7
Penalty	5	1
NET YARDS RUSHING	61	143
Rushing Attempts	22	31
Average Per Rush	2.8	4.6
NET YARDS PASSING	232	241
Completions-Attempts-Int	23-46-1	14-22-0
Average Per Attempt	5.0	11.0
Average Per Completion	10.1	17.2
TOTAL OFFENSE YARDS	293	384
Total offense plays	68	53
Average Gain Per Play	4.3	7.2
Penalties: Number-Yards	7-40	10-95
PUNTS-YARDS	4-155	4-147
KICKOFFS-YARDS	4-260	5-310
Punt returns: Number-Yards-TD	1-33-0	1--1-0
Kickoff returns: Number-Yds-TD	3-50-0	0-0-0
Interceptions: Number-Yds-TD	0-0-0	1-0-0
Fumble Returns: Number-Yds-TD	0-0-0	0-0-0
Possession Time	32:52	27:08
Third-Down Conversions	4 of 14	7 of 12
Fourth-Down Conversions	0 of 2	0 of 1
Red-Zone Scores-Chances	2-3	1-1
Sacks By: Number-Yards	3-26	3-29
PAT Kicks	1-1	4-4

GAME 9

Louisiana Tech 3 Nov. 3, 2018
#18/21/21 MSU 45 Davis Wade Stadium
Starkville, Miss.
58,709

Mississippi State

RUSHING	Att.	Gain	Lost	Net	TD	Long	Avg.
Nick Fitzgerald	18	127	20	107	0	33	5.9
Nick Gibson	2	64	0	64	0	62	32.0
Aeris Williams	2	42	0	42	1	29	21.0
K. Thompson	3	42	0	42	1	21	14.0
Kylin Hill	5	20	0	20	0	8	4.0
Robert Rivers	2	10	0	10	0	5	5.0
Dontavian Lee	2	7	0	7	0	6	3.5
Jalen Mayden	1	2	0	2	0	2	2.0

PASSING	Com	Att	Int	Yds	TD	Long	Sacks
Nick Fitzgerald	17	28	0	243	4	37	3
K. Thompson	0	1	0	0	0	0	0

RECEIVING	No.	Yds.	TD	Long
Kylin Hill	5	38	1	23
Dedrick Thomas	3	70	1	36
Jesse Jackson	3	44	1	24
Justin Johnson	1	37	0	37
Devonta Jason	1	17	0	17
Keith Mixon	1	13	0	13
Austin Williams	1	13	0	13
Stephen Guidry	1	11	1	11
Nick Gibson	1	0	0	0

PUNTING	No.	Yds.	Avg.	Long	I20	TB
Tucker Day	3	122	40.7	42	1	0

FIELD GOALS	Att.	Made	Long	KICKS
Jace Christmann	1	1	47	47 made

ALL RETURNS	Punts			Kickoffs			Intercepted		
	No.	Yds.	Lg.	No.	Yds.	Lg.	No.	Yds.	Lg.
Dedrick Thomas	2	41	27	1	20	20	0	0	0
Malik Dear	0	0	0	1	21	21	0	0	0
Stephen Adegoke	0	0	0	0	0	0	1	29	29

Louisiana Tech

RUSHING	Att.	Gain	Lost	Net	TD	Long	Avg.
K. McKnight	13	59	0	59	0	11	4.5
J. Henderson	8	36	1	35	0	11	4.4
Jaqwis Dancy	3	24	0	24	0	12	8.0
DeAndre Marcus	3	15	0	15	0	6	5.0
J'Mar Smith	5	13	6	7	0	4	1.4

PASSING	Com	Att	Int	Yds	TD	Long	Sacks
J'Mar Smith	14	30	0	98	0	25	1
Aaron Allen	0	1	1	0	0	0	0

RECEIVING	No.	Yds.	TD	Long
Cee Jay Powell	4	22	0	10
K. McKnight	2	32	0	25
Teddy Veal	2	8	0	6
Jaqwis Dancy	2	-1	0	0
Adrian Hardy	1	13	0	13
George Scott	1	13	0	13
Alfred Smith	1	6	0	6
Jake Norris	1	5	0	5

PUNTING	No.	Yds.	Avg.	Long	I20	TB
Davan Dyer	7	277	39.6	48	4	0

FIELD GOALS	Att.	Made	Long	KICKS
Bailey Hale	1	1	46	46 made

ALL RETURNS	Punts			Kickoffs			Intercepted		
	No.	Yds.	Lg.	No.	Yds.	Lg.	No.	Yds.	Lg.
Bobby Holly	0	0	0	1	-5	0	0	0	0
Praise Okorie	0	0	0	4	96	33	0	0	0

Offense Stays Hot in 45-3 Win Over Louisiana Tech

No. 18 Mississippi State jumped out to a 21-3 first-quarter lead and never looked back in a dominating 45-3 victory over Louisiana Tech on Homecoming in Davis Wade Stadium. **Nick Fitzgerald** continued his hot streak, throwing for a season-high four touchdowns - all in the first half. For the second straight game, the Bulldogs scored on their first possession when Fitzgerald found **Stephen Guidry** for an 11-yard TD strike. On the following possession, State went 59 yards on eight plays that culminated with Fitzgerald throwing a 36-yard TD pass to **Dedrick Thomas**. The scoring spree continued when Fitzgerald dropped a beautiful over-the-shoulder TD pass to **Kylin Hill** in the corner of the endzone for a 23-yard score. Right before the half, **Jesse Jackson** hauled in his first career TD on a 10-yard score that gave the Bulldogs a 31-3 lead into the locker room. Meanwhile, the Bulldog defense did not allow a touchdown and pitched a shutout the final three quarters. State averaged 8.2 yards per play on the night. **Erroll Thompson** led the Bulldogs with nine tackles, while **Montez Sweat** tallied his 20th career sack. **Mark McLaurin** added seven tackles, and **Stephen Adegoke** notched his first career interception in the fourth quarter.

Louisiana Tech	3	0	0	0	-3
Mississippi State	21	10	7	7	-45

1st	12:38	MS	Stephen Guidry 11 yd pass from Nick Fitzgerald (Christmann kick)
	07:02	MS	Dedrick Thomas 36 yd pass from Nick Fitzgerald (Christmann kick)
	03:15	LT	Bailey Hale 46 yd field goal
	00:07	MS	Kylin Hill 23 yd pass from Nick Fitzgerald (Christmann kick)
2nd	05:23	MS	Christmann 47 yd field goal
	00:30	MS	Jesse Jackson 10 yd pass from Nick Fitzgerald (Christmann kick)
3rd	04:12	MS	Aeris Williams 29 yd run (Christmann kick)
4th	13:20	MS	K. Thompson 19 yd run (Christmann kick)

Team Stats

	LT	MSU
FIRST DOWNS	15	26
Rushing	10	13
Passing	5	11
Penalty	0	2
NET YARDS RUSHING	140	289
Rushing Attempts	32	36
Average Per Rush	4.4	8.0
NET YARDS PASSING	98	243
Completions-Attempts-Int	14-31-1	17-29-0
Average Per Attempt	3.2	8.4
Average Per Completion	7.0	14.3
TOTAL OFFENSE YARDS	238	532
Total offense plays	63	65
Average Gain Per Play	3.8	8.2
Penalties: Number-Yards	5-35	3-25
PUNTS-YARDS	7-277	3-122
KICKOFFS-YARDS	2-116	8-485
Punt returns: Number-Yards-TD	0-0-0	2-41-0
Kickoff returns: Number-Yds-TD	5-91-0	2-41-0
Interceptions: Number-Yds-TD	0-0-0	1-29-0
Fumble Returns: Number-Yds-TD	0-0-0	0-0-0
Possession Time	29:49	30:11
Third-Down Conversions	5 of 14	5 of 10
Fourth-Down Conversions	0 of 1	1 of 1
Red-Zone Scores-Chances	0-1	3-3
Sacks By: Number-Yards	3-18	1-6
PAT Kicks	0-0	6-6

GAME 10

#16/18/15 MSU 0
#1/1/1 Alabama 24

Nov. 10, 2018
Bryant-Denny Stadium
Tuscaloosa, Ala.
101,821

Mississippi State

RUSHING	Att.	Gain	Lost	Net	TD	Long	Avg.
Kylin Hill	7	53	6	47	0	38	6.7
Aeris Williams	7	29	1	28	0	8	4.0
TEAM	2	0	8	-8	0	0	-4.0
Nick Fitzgerald	14	18	41	-23	0	11	-1.6

PASSING	Com	Att	Int	Yds	TD	Long	Sacks
Nick Fitzgerald	11	20	0	125	0	23	5

RECEIVING	No.	Yds.	TD	Long
Dedrick Thomas	2	25	0	20
Osirus Mitchell	2	17	0	9
Justin Johnson	2	14	0	7
Aeris Williams	1	23	0	23
Farrod Green	1	12	0	12
Stephen Guidry	1	12	0	12
Kylin Hill	1	11	0	11
Dontea Jones	1	11	0	11

PUNTING	No.	Yds.	Avg.	Long	I20	TB
Tucker Day	8	294	36.8	51	2	0

FIELD GOALS	Att.	Made	Long	KICKS
Jace Christmann	1	0	0	41 missed

ALL RETURNS	Punts			Kickoffs			Intercepted		
	No.	Yds.	Lg.	No.	Yds.	Lg.	No.	Yds.	Lg.
Dedrick Thomas	1	-9	0	1	12	12	0	0	0
Willie Gay Jr.	0	0	0	0	0	0	1	3	3

Alabama

RUSHING	Att.	Gain	Lost	Net	TD	Long	Avg.
Josh Jacobs	20	99	2	97	1	17	4.8
Damien Harris	14	53	0	53	1	12	3.8
Najee Harris	3	16	0	16	0	8	5.3
Tua Tagovailoa	8	15	39	-24	0	10	-3.0

PASSING	Com	Att	Int	Yds	TD	Long	Sacks
Tua Tagovailoa	14	21	1	164	1	25	4
Mac Jones	3	6	0	-1	0	5	0

RECEIVING	No.	Yds.	TD	Long
Jerry Jeudy	6	45	0	13
Irv Smith Jr.	5	70	0	25
Jaylen Waddle	3	26	0	12
Josh Jacobs	2	12	1	14
DeVonta Smith	1	10	0	10

PUNTING	No.	Yds.	Avg.	Long	I20	TB
Mike Bernier	5	183	36.6	43	1	0

FIELD GOALS	Att.	Made	Long	KICKS
Joseph Bulovas	1	1	49	49 made

ALL RETURNS	Punts			Kickoffs			Intercepted		
	No.	Yds.	Lg.	No.	Yds.	Lg.	No.	Yds.	Lg.
Josh Jacobs	0	0	0	1	27	27	0	0	0

Defense Shines In 24-0 Loss at No. 1 Alabama

Top-ranked Alabama jumped out to a 14-0 lead in the first quarter, and No. 16 Mississippi State was limited to 184 yards of total offense in a 24-0 loss in Bryant-Denny Stadium. The Bulldogs held the Tide to a field goal in the second half and held them to season lows in points, total yards (305), rushing yards (142), passing yards (163) and yards per play (4.2). State racked up four sacks and seven tackles for loss, which was the most issued by Alabama all season. The Bulldogs looked to have gotten on the board right before halftime. **Kylin Hill** broke through on a 38-yard rush followed by a 23-yard reception from **Aeris Williams**. Two plays later, **Nick Fitzgerald** found Hill who raced into the endzone from 10 yards out. However, a controversial illegal block call on **Dedrick Thomas** negated the score. MSU then missed a 41-yard field goal as the half ended. The Bulldogs held Alabama to 89 total yards in the second half. **Willie Gay Jr.**, making the start in place of **Leo Lewis**, had the best game of his career, recording a game-high nine tackles, two sacks and an interception. **Johnathan Abram** added nine tackles, while **Jeffery Simmons** had six tackles and two tackles for loss.

Mississippi State	0	0	0	0	-0
Alabama	14	7	0	3	-24

1st	10:40	UA	Damien Harris 1 yd run (Joseph Bulovas kick)		
	02:48	UA	Josh Jacobs 1 yd run (Joseph Bulovas kick)		
2nd	03:26	UA	Josh Jacobs 14 yd pass from Tua Tagovailoa (Joseph Bulovas kick)		
4th	09:11	UA	Joseph Bulovas 49 yd field goal		

Team Stats

	MSU	UA
FIRST DOWNS	6	23
Rushing	3	12
Passing	3	9
Penalty	0	2
NET YARDS RUSHING	44	142
Rushing Attempts	30	45
Average Per Rush	1.5	3.2
NET YARDS PASSING	125	163
Completions-Attempts-Int	11-20-0	17-27-1
Average Per Attempt	6.2	6.0
Average Per Completion	11.4	9.6
TOTAL OFFENSE YARDS	169	305
Total offense plays	50	72
Average Gain Per Play	3.4	4.2
Penalties: Number-Yards	7-50	0-0
PUNTS-YARDS	8-294	5-183
KICKOFFS-YARDS	1-65	5-287
Punt returns: Number-Yards-TD	1--9-0	0-0-0
Kickoff returns: Number-Yds-TD	1-12-0	1-27-0
Interceptions: Number-Yds-TD	1-3-0	0-0-0
Fumble Returns: Number-Yds-TD	0-0-0	0-0-0
Possession Time	26:05	33:55
Third-Down Conversions	1 of 13	4 of 12
Fourth-Down Conversions	0 of 2	0 of 1
Red-Zone Scores-Chances	0-1	3-4
Sacks By: Number-Yards	4-36	5-35
PAT Kicks	0-0	3-3

GAME 11

Arkansas 6
#21/25/23 MSU 52

Nov. 17, 2018
Davis Wade Stadium
Starkville, Miss.
57,772

Mississippi State

RUSHING	Att.	Gain	Lost	Net	TD	Long	Avg.
Aeris Williams	15	104	0	104	0	20	6.9
Nick Fitzgerald	14	89	4	85	1	16	6.1
Nick Gibson	9	48	0	48	1	12	5.3
Dontavian Lee	7	38	0	38	0	13	5.4
K. Thompson	2	12	0	12	0	9	6.0

PASSING	Com	Att	Int	Yds	TD	Long	Sacks
Nick Fitzgerald	9	14	0	127	4	34	0
K. Thompson	3	4	0	61	1	33	0

RECEIVING	No.	Yds.	TD	Long
Justin Johnson	3	59	1	34
Austin Williams	2	52	2	33
Osirus Mitchell	2	21	1	15
Dontea Jones	1	17	0	17
Stephen Guidry	1	15	0	15
Farrod Green	1	11	0	11
Aeris Williams	1	9	0	9
Keith Mixon	1	4	1	4

PUNTING	No.	Yds.	Avg.	Long	I20	TB
Tucker Day	1	40	40.0	40	1	0

FIELD GOALS	Att.	Made	Long	KICKS
Jace Christmann	1	1	19	19 made

ALL RETURNS	Punts			Kickoffs			Intercepted		
	No.	Yds.	Lg.	No.	Yds.	Lg.	No.	Yds.	Lg.
Dedrick Thomas	1	0	0	1	15	15	0	0	0
C.J. Morgan	0	0	0	0	0	0	1	7	7

Arkansas

RUSHING	Att.	Gain	Lost	Net	TD	Long	Avg.
Rakeem Boyd	14	89	5	84	0	31	6.0
Devwah Whaley	4	16	0	16	0	6	4.0
Deon Stewart	1	7	0	7	0	7	7.0
Maleek Williams	3	4	2	2	0	2	0.7
Chase Hayden	1	0	1	-1	0	0	-1.0
Connor Noland	5	18	21	-3	0	12	-0.6
Ty Storey	5	8	15	-7	0	4	-1.4
De'Vion Warren	1	0	13	-13	0	0	-13.0
Reid Bauer	1	0	16	-16	0	0	-16.0

PASSING	Com	Att	Int	Yds	TD	Long	Sacks
Ty Storey	16	27	1	137	0	47	2
John Stephen Jones	1	3	0	5	0	5	0
Connor Noland	2	3	0	8	0	8	2
De'Vion Warren	0	1	0	0	0	0	1

RECEIVING	No.	Yds.	TD	Long
Deon Stewart	6	13	0	8
LaMichael Pettway	4	83	0	47
Mike Woods	3	15	0	7
Cheyenne O'Grady	2	24	0	17
Jordan Jones	2	5	0	5
Rakeem Boyd	1	8	0	8
Devwah Whaley	1	2	0	2

PUNTING	No.	Yds.	Avg.	Long	I20	TB
Reid Bauer	3	112	37.3	39	0	0

FIELD GOALS	Att.	Made	Long	KICKS
Connor Limpert	3	2	43	43 missed; 36 made; 32 made

ALL RETURNS	Punts			Kickoffs			Intercepted		
	No.	Yds.	Lg.	No.	Yds.	Lg.	No.	Yds.	Lg.
De'Vion Warren	0	0	0	2	95	71	0	0	0

Fitzgerald Shines on Senior Day in 52-6 Win vs. Arkansas

Playing his final game in Davis Wade Stadium, **Nick Fitzgerald** accounted for five touchdowns and the Bulldog defense prevented Arkansas from reaching the endzone in a 52-6 win over the Razorbacks. It was the largest victory for State in the series history and only the second day game for the Bulldogs in 2018. MSU jumped out to a 17-0 lead utilizing a pair of touchdown runs - a 2-yarder by Fitzgerald and an 8-yarder by **Nick Gibson**. Fitzgerald overtook Anthony Dixon as MSU's all-time leader in rushing touchdowns. His final four completions of the day were all touchdown passes in the second half, including a 34-yarder to fellow senior **Justin Johnson** on the Bulldogs' first possession. Meanwhile, **Johnathan Abram** put on a clinic at safety, racking up a game-high and a career-best 12 tackles, 1.5 sacks, 3.5 tackles for loss, one forced fumble, one fumble recovery and two quarterback hurries. State accumulated five sacks and 12 tackles for loss on the day. **Erroll Thompson** added 10 tackles and 2.5 tackles for loss. **C.J. Morgan** recorded an interception. The Bulldogs closed their home slate with a 6-1 record and did not allow a rushing touchdown in Davis Wade Stadium the entire season.

Arkansas	3	3	3	0	-6
Mississippi State	3	14	21	14	-52

1st	08:27	MS	Jace Christmann 19 yd field goal
2nd	10:28	MS	Nick Fitzgerald 2 yd run (Christmann kick)
	05:20	MS	Nick Gibson 8 yd run (Christmann kick)
	00:32	AR	Connor Limpert 36 yd field goal
3rd	11:19	AR	Connor Limpert 32 yd field goal
	08:42	MS	Justin Johnson 34 yd pass from Nick Fitzgerald (Christmann kick)
	07:41	MS	Keith Mixon 4 yd pass from Nick Fitzgerald (Christmann kick)
	03:02	MS	Osirus Mitchell 15 yd pass from Nick Fitzgerald (Lawless kick)
4th	13:04	MS	Austin Williams 19 yd pass from Nick Fitzgerald (Lawless kick)
05:20		MS	Austin Williams 33 yd pass from K. Thompson (Lawless kick)

Team Stats

	AR	MSU
FIRST DOWNS	17	29
Rushing	10	16
Passing	6	9
Penalty	1	4
NET YARDS RUSHING	69	287
Rushing Attempts	35	47
Average Per Rush	2.0	6.1
NET YARDS PASSING	150	188
Completions-Attempts-Int	19-34-1	12-18-0
Average Per Attempt	4.4	10.4
Average Per Completion	7.9	15.7
TOTAL OFFENSE YARDS	219	475
Total offense plays	69	65
Average Gain Per Play	3.2	7.3
Penalties: Number-Yards	9-85	7-60
PUNTS-YARDS	3-112	1-40
KICKOFFS-YARDS	3-193	9-533
Punt returns: Number-Yards-TD	0-0-0	1-0-0
Kickoff returns: Number-Yds-TD	2-95-0	1-15-0
Interceptions: Number-Yds-TD	0-0-0	1-7-0
Fumble Returns: Number-Yds-TD	0-0-0	0-0-0
Possession Time	27:39	32:21
Third-Down Conversions	5 of 17	7 of 10
Fourth-Down Conversions	1 of 4	1 of 1
Red-Zone Scores-Chances	2-4	6-6
Sacks By: Number-Yards	0-0	5-48
PAT Kicks	0-0	7-7

GAME 12

#18/22/20 MSU 35
Ole Miss 3

Nov. 22, 2018
Vaught-Hemingway Stadium
Oxford, Miss.
56,561

Mississippi State

RUSHING	Att.	Gain	Lost	Net	TD	Long	Avg.
Nick Fitzgerald	18	121	4	117	2	27	6.5
Kylin Hill	17	108	0	108	1	30	6.4
Aeris Williams	11	65	1	64	1	16	5.8
Nick Gibson	3	16	0	16	0	7	5.3
Dontavian Lee	2	4	0	4	0	3	2.0

PASSING	Com	Att	Int	Yds	TD	Long	Sacks
Nick Fitzgerald	11	18	0	111	1	25	1

RECEIVING	No.	Yds.	TD	Long
Jesse Jackson	2	31	0	16
Deddrick Thomas	2	23	1	14
Keith Mixon	2	19	0	14
Kylin Hill	2	12	0	14
Farrod Green	2	1	0	1
Stephen Guidry	1	25	0	25

PUNTING	No.	Yds.	Avg.	Long	I20	TB
Tucker Day	6	231	38.5	48	3	0

FIELD GOALS	Att.	Made	Long	KICKS
none				

ALL RETURNS	Punts			Kickoffs			Intercepted		
	No.	Yds.	Lg.	No.	Yds.	Lg.	No.	Yds.	Lg.
Deddrick Thomas	0	0	0	1	22	22	0	0	0
M. Smitherman	0	0	0	0	0	0	1	0	0
Malik Dear	1	0	0	1	27	27	0	0	0
Johnathan Abram	0	0	0	0	0	0	1	9	9

Ole Miss

RUSHING	Att.	Gain	Lost	Net	TD	Long	Avg.
Isaiah Woullard	11	68	5	63	0	21	5.7
Matt Corral	6	18	14	4	0	9	0.7
Elijah Moore	2	3	1	2	0	3	1.0
Jason Pellerin	1	1	0	1	0	1	1.0
S. Phillips	4	3	2	1	0	3	0.2
TEAM	1	0	10	-10	0	0	-10.0
Jordan Ta'amu	4	0	24	-24	0	0	-6.0

PASSING	Com	Att	Int	Yds	TD	Long	Sacks
Jordan Ta'amu	8	17	1	87	0	20	2
Matt Corral	5	8	1	65	0	33	2

RECEIVING	No.	Yds.	TD	Long
A.J. Brown	4	61	0	33
DaMarkus Lodge	3	54	0	26
Dawson Knox	3	28	0	19
Isaiah Woullard	2	-2	0	1
Elijah Moore	1	11	0	11

PUNTING	No.	Yds.	Avg.	Long	I20	TB
Mac Brown	6	262	43.7	65	4	0

FIELD GOALS	Att.	Made	Long	KICKS
Luke Logan	1	1	32	32 made

ALL RETURNS	Punts			Kickoffs			Intercepted		
	No.	Yds.	Lg.	No.	Yds.	Lg.	No.	Yds.	Lg.
Isaiah Woullard	0	0	0	1	10	10	0	0	0

No. 18 MSU Runs Past Rebels 35-3 To Reclaim Golden Egg

Nick Fitzgerald ran for two touchdowns and threw for another score to lead No. 22 Mississippi State over Mississippi 35-3 on Thanksgiving night. MSU thrived in the ground game, racking up 309 yards behind 100-yard games from both Fitzgerald and Kylin Hill, who pounded out 117 and 108 yards, respectively. Through the air, State amassed 111 yards to total 420 yards of offense in the victory. Fitzgerald accounted for 228 yards and three touchdowns. Hill and Aeris Williams each had touchdown runs in the contest and Deddrick Thomas had a scoring reception. Defensively, the Maroon and White was as dominant as ever—especially against the Rebels' running game. The Bulldogs' stout defensive unit held Ole Miss to just 189 yards of total offense and a staggering 37 on the ground. State forced three turnovers and the Rebels went 0-for-10 on third downs. MSU wreaked havoc in the Rebels' backfield, totaling 11 tackles for loss and four sacks. Additionally, four QB hurries paved the way to a pair of interceptions—one each by Johnathan Abram and Maurice Smitherman. Erroll Thompson led the Bulldogs with seven tackles, two for losses. Montez Sweat had six stops, including 1.5 sacks. Abram had four tackles, a tackle for loss, the interception and two pass breakups. Jeffery Simmons and Gerri Green also had sacks in the contest.

Mississippi State	7	14	7	7	-35
Ole Miss	0	3	0	0	-3

1st	05:02	MS	Kylin Hill 6 yd run (Christmann kick)
2nd	14:04	MS	Nick Fitzgerald 8 yd run (Jace Christmann kick)
	06:46	OM	Luke Logan 32 yd field goal
	00:25	MS	Deddrick Thomas 9 yd pass from Fitzgerald (Christmann kick)
3rd	10:42	MS	Nick Fitzgerald 9 yd run (Christmann kick)
4th	07:21	MS	Aeris Williams 1 yd run (Christmann kick)

Team Stats

	MSU	OM
FIRST DOWNS	23	13
Rushing	16	4
Passing	6	7
Penalty	1	2
NET YARDS RUSHING	309	37
Rushing Attempts	51	29
Average Per Rush	6.1	1.3
NET YARDS PASSING	111	152
Completions-Attempts-Int	11-18-0	13-25-2
Average Per Attempt	6.2	6.1
Average Per Completion	10.1	11.7
TOTAL OFFENSE YARDS	420	189
Total offense plays	69	54
Average Gain Per Play	6.1	3.5
Penalties: Number-Yards	3-35	3-24
PUNTS-YARDS	6-231	6-262
KICKOFFS-YARDS	6-303	2-121
Punt returns: Number-Yards-TD	1-0-0	0-0-0
Kickoff returns: Number-Yds-TD	2-49-0	1-10-0
Interceptions: Number-Yds-TD	2-9-0	0-0-0
Fumble Returns: Number-Yds-TD	1-0-0	0-0-0
Possession Time	36:14	23:46
Third-Down Conversions	6 of 13	0 of 10
Fourth-Down Conversions	0 of 0	1 of 2
Red-Zone Scores-Chances	5-5	1-1
Sacks By: Number-Yards	0-0	5-48
PAT Kicks	5-5	0-0

2018 MISSISSIPPI STATE ROSTER

No.	Name	Pos.	Ht.	Wt.	Cl.	Exp.	Hometown (Previous School)
1	Stephen Guidry	WR	6-4	190	Jr.	JC	New Roads, La. (Hinds CC)
2	Jamal Peters	CB	6-2	220	Sr.	3L	Bassfield, Miss. (Bassfield)
2	Deddrick Thomas	WR	5-9	190	Jr.	2L	Memphis, Tenn. (Memphis Central)
3	Cameron Dantzler	CB	6-2	175	So.	1L	Hammond, La. (St. Thomas Aquinas)
3	Devonta Jason	WR	6-3	220	Fr.	HS	New Orleans, La. (Landry-Walker)
4	Gerri Green	DE	6-4	255	Sr.	3L	Greenville, Miss. (Greenville Weston)
5	Chauncey Rivers	DE	6-3	275	Jr.	RS	Stone Mountain, Ga. (East Mississippi CC)
6	Willie Gay Jr.	LB	6-2	235	So.	1L	Starkville, Miss. (Starkville)
7	Nick Fitzgerald	QB	6-5	230	Sr.	3L	Richmond Hill, Ga. (Richmond Hill)
7	Marcus Murphy	S	6-1	195	Fr.	HS	West Point, Miss. (West Point)
8	Kylin Hill	RB	5-11	215	So.	1L	Columbus, Miss. (Columbus)
8	Maurice Smitherman	CB	5-10	190	Jr.	2L	Adamsville, Ala. (Minor)
9	Malik Dear	WR	5-9	225	Jr.	2L	Jackson, Miss. (Murrah)
9	Montez Sweat	DE	6-6	245	Sr.	1L	Stone Mountain, Ga. (Copiah-Lincoln CC)
10	Leo Lewis	LB	6-2	240	Jr.	2L	Brookhaven, Miss. (Brookhaven)
10	Keytaon Thompson	QB	6-4	225	So.	1L	New Orleans, La. (Landry-Walker)
11	Jaquarius Landrews	S	6-0	190	Jr.	RS	Summit, Miss. (Copiah-Lincoln CC)
11	Geor'quarius Spivey	TE	6-5	250	Fr.	HS	Monroe, La. (Richwood)
12	Rip Kirk	QB	6-3	240	Jr.	RS	Hattiesburg, Miss. (Itawamba CC)
12	Shawn Preston Jr.	S	6-0	200	Fr.	HS	St. James, La. (St. James)
13	Travis O'Connor	WR	6-2	205	So.	SQ	Kenner, La. (John Curtis)
13	Tyler Williams	CB	6-2	175	RFr.	RS	Oxford, Miss. (Lafayette)
14	Jalen Mayden	QB	6-2	220	Fr.	HS	Sachse, Texas (Sachse)
14	Nathaniel Watson	LB	6-2	230	Fr.	HS	Maplesville, Ala. (Maplesville)
16	Korey Charles	WR	5-10	180	So.	1L	Miami, Fla. (North Florida Christian)
16	TJ McMahon	QB	5-11	195	Fr.	HS	Anaheim, Calif. (Servite)
17	Logan Burnett	QB	6-2	200	So.	SQ	Pelham, Ala. (Bessemer Academy)
17	Aaron Odom	DE	6-3	265	RFr.	RS	Jackson, Miss. (Callaway)
18	Aaron Brule	LB	6-1	225	Fr.	HS	Metairie, La. (Archbishop Rummel)
18	Cameron Gardner	WR	6-4	215	Fr.	HS	Starkville, Miss. (Starkville)
19	Stephen Adegoke	S	6-0	210	Sr.	SQ	Snellville, Ga. (San Diego Mesa College)
20	Taury Dixon	CB	5-9	165	So.	RS	Madison, Miss. (East Mississippi CC)
21	Nick Gibson	RB	5-11	215	Jr.	2L	Birmingham, Ala. (Pinson Valley)
21	Jaylon Reed	CB	6-0	185	Fr.	HS	Olive Branch, Miss. (Olive Branch)
23	Raymond Freeman	LS	6-1	210	RFr.	RS	Cantonment, Fla. (J.M. Tate Senior)
23	Keith Mixon	WR	5-8	185	Jr.	2L	Birmingham, Ala. (Shades Valley)
24	Chris Rayford	CB	6-0	200	Sr.	3L	Byhalia, Miss. (Byhalia)
25	Somon Anderson	CB	6-0	200	Fr.	SQ	New Orleans, La. (Brother Martin)
25	Brad Cumbest	TE	6-5	245	Fr.	HS	Hurley, Miss. (East Central)
26	Jordan Lawless	K	6-0	190	So.	RS	Lindale, Texas (Tyler [Texas] JC)
26	Alec Murphy	LB	6-0	235	Jr.	SQ	Nixa, Mo. (Nixa)
26	Aeris Williams	RB	6-1	215	Sr.	3L	West Point, Miss. (West Point)
27	Esaias Furdge	CB	5-11	170	Fr.	HS	Clarksdale, Miss. (Clarksdale)
27	Kody Schexnayder	P	5-10	195	Jr.	1L	River Ridge, La. (John Curtis)
28	Londyn Craft	S	6-0	195	RFr.	RS	Rio Rancho, N.M. (IMG Academy)
28	Dontavian Lee	RB	6-1	230	Sr.	3L	Hattiesburg, Miss. (Forrest County Agricultural)
29	C.J. Morgan	S	6-0	200	So.	1L	Bossier City, La. (Parkway)
30	Sh'mar Kilby-Lane	LB	6-2	230	Jr.	JC	Hollywood, Fla. (Copiah-Lincoln CC)
30	Dan Mills	K	6-0	190	RFr.	RS	Canton, Ohio (Central Catholic)
32	Brian Cole	S	6-2	210	Jr.	RS	Saginaw, Mich. (East. Mississippi CC)
33	Robert Rivers	RB	5-11	210	Fr.	HS	Ocala, Fla. (Trinity Catholic)
33	Joshua Short	S	5-10	175	Fr.	HS	Flowood, Miss. (Flowood)
34	Cory Thomas	DT	6-5	310	Sr.	3L	Bessemer, Ala. (McAdory)
35	Landon Guidry	S	6-0	195	RFr.	RS	Spring Hill, Tenn. (Independence)
38	Johnathan Abram	S	6-0	215	Sr.	1L	Columbia, Miss. (Jones County JC)
38	Cason Grant	WR	5-11	175	Fr.	HS	Abilene, Texas (Wylie)
39	Nathan Swanson	LS	6-5	230	So.	SQ	Norcross, Ga. (Norcross)
40	Erroll Thompson	LB	6-1	250	So.	1L	Florence, Ala. (Florence)
41	Mark McLaurin	S	6-2	215	Sr.	3L	Collins, Miss. (Collins)
42	Tucker Day	P/K	6-0	205	So.	SQ	Brentwood, Tenn. (Brentwood)
42	Marquiss Spencer	DE	6-4	285	Jr.	2L	Greenwood, Miss. (Greenwood)
43	Fletcher Adams	DE	6-2	265	Jr.	2L	Brandon, Miss. (Brandon)
44	Jett Johnson	LB	6-2	235	Fr.	HS	Tupelo, Miss. (Tupelo)
45	Devon Robinson	DT	6-4	275	Fr.	HS	Memphis, Tenn. (Whitehaven)

No.	Name	Pos.	Ht.	Wt.	Cl.	Exp.	Hometown (Previous School)
47	Jace Christmann	K	6-0	200	So.	1L	Houston, Texas (Memorial)
48	Scott Goodman	K	5-10	200	Fr.	HS	Brandon, Miss. (Brandon)
48	Chris Redmon	LB	6-0	225	So.	SQ	Fayetteville, Ark. (Fayetteville)
49	Aadreekis Conner	S	6-2	205	RFr.	RS	Port Gibson, Miss. (Port Gibson)
50	Tim Washington	LB	6-3	230	Jr.	2L	Yazoo City, Miss. (Yazoo City)
51	R.J. Jennings	LB	6-0	235	So.	RS	Birmingham, Ala. (Briarwood Christian)
51	Stewart Reese	OL	6-5	340	So.	1L	Fort Pierce, Fla. (Fort Pierce Central)
52	Kobe Jones	DE	6-4	270	So.	1L	Starkville, Miss. (Starkville)
53	Cameron Miller	LB	6-0	220	So.	SQ	Odessa, Fla. (Sickles)
54	Fabien Lovett	DE	6-4	335	Fr.	HS	Olive Branch, Miss. (Olive Branch)
55	Greg Eiland	OL	6-8	335	So.	1L	Philadelphia, Miss. (Philadelphia)
56	Dareuan Parker	OL	6-4	325	So.	1L	Olive Branch, Miss. (DeSoto Central)
57	John Garner	DE	6-4	230	Fr.	HS	Ridgeland, Miss. (St. Andrew's Episcopal)
58	Tyler Dunning	LB	6-1	230	RFr.	RS	Fort Lauderdale, Fla. (St. Thomas Aquinas)
58	Kameron Jones	OL	6-5	315	Fr.	HS	Starkville, Miss. (Starkville)
61	Deion Calhoun	OL	6-3	320	Sr.	3L	Pleasant Grove, Ala. (Restoration Academy)
62	Matt Stanic	OL	6-4	345	Jr.	SQ	Madison, Miss. (Madison Central)
64	Marlon Reese	OL	6-4	280	Sr.	TR	Columbia, S.C. (Glenville State)
65	Sherman Timbs	DT	6-2	260	RFr.	RS	Indianola, Miss. (Indianola Academy)
66	Joel Baldwin	LS	6-3	230	Sr.	SQ	Tupelo, Miss. (Tupelo)
67	Paul Blackwell	LS	5-9	200	Jr.	JC	Pascagoula, Miss. (Miss. Gulf Coast CC)
69	Kwatrivous Johnson	OL	6-7	355	Fr.	HS	Greenwood, Miss. (Greenwood)
70	Tommy Champion	OL	6-5	315	Jr.	RS	Jackson, Miss. (Copiah-Lincoln CC)
71	James Jackson	OL	6-3	330	RFr.	RS	Pascagoula, Miss. (Pascagoula)
73	Darryl Williams	OL	6-2	310	Jr.	1L	Bessemer, Ala. (Bessemer City)
74	Elgton Jenkins	OL	6-4	310	Sr.	3L	Clarksdale, Miss. (Clarksdale)
75	Michael Story	OL	6-4	310	Jr.	2L	Ripley, Miss. (Ripley)
77	Cordavien Suggs	OL	6-6	300	RFr.	RS	Jackson, Miss. (Fletcher)
78	Tyre Phillips	OL	6-5	340	Jr.	RS	Grenada, Miss. (East Mississippi CC)
80	Christian Roberson	TE	6-5	255	So.	SQ	Atlanta, Ga. (McEachern)
81	Justin Johnson	TE	6-3	245	Sr.	3L	Birmingham, Ala. (Hoover)
82	Farrod Green	TE	6-4	240	Jr.	2L	Wesson, Miss. (Wesson Attendance Center)
83	Evans Wilkerson	OL	6-5	310	Jr.	2L	Ridgeland, Miss. (Jackson Academy)
84	Jaden Crumedy	DE	6-5	295	Fr.	HS	Hattiesburg, Miss. (Oak Grove)
84	Dontea Jones	TE	6-4	250	So.	SQ	McCool, Miss. (Jireh (N.C.) Prep)
85	Austin Williams	WR	6-3	205	RFr.	RS	Ocean Springs, Miss. (Ocean Springs)
86	Jesse Jackson	WR	6-2	215	Sr.	3L	Petal, Miss. (Petal)
87	Osirus Mitchell	WR	6-5	210	So.	1L	Sarasota, Fla. (Booker)
88	Powers Warren	TE	6-3	240	RFr.	RS	Minnetonka, Minn. (Minnetonka Senior)
89	Vincent Taylor	WR	5-10	190	So.	SQ	Memphis, Tenn. (Ridgeway)
90	Grant Harris	DT	6-3	290	Sr.	1L	Bolton, Miss. (Clinton)
92	Kendell Jones	DT	6-4	290	Jr.	1L	Pinson, Ala. (Clay-Chalkville)
93	Tyler Smith	K	5-11	175	So.	TR	Coppell, Texas (Hardin-Simmons)
93	Cameron Young	DT	6-3	305	Fr.	HS	Crosby, Miss. (Franklin County)
94	Jeffery Simmons	DT	6-4	300	Jr.	2L	Macon, Miss. (Noxubee County)
95	Braxton Hoyett	DT	6-3	310	Sr.	2L	Pelham, Ala. (Pelham)
96	Tre Brown	DT	6-4	315	Sr.	1L	Ackerman, Miss. (Copiah-Lincoln CC)
97	Lee Autry	DT	6-2	310	Jr.	RS	Albemarle, N.C. (Itawamba CC)
98	Joseph Garner	LB	6-3	235	Fr.	HS	Ridgeland, Miss. (St. Andrew's Episcopal)

PRONUNCIATION GUIDE


3	Devonta Jason	DUH-vahn-tay	40	Erroll Thompson	AIR-uhl
4	Gerri Green	GAIR-ee	47	Jace Christmann	Christ-man
4	Deddrick Thomas	rhymes with red	55	Greg Eiland	rhymes with island
9	Malik Dear	MUH-leek	56	Dareuan Parker	DAIR-e-uhn
10	Keytaon Thompson	KEY-tahn	69	Kwatrivous Johnson	KWAH-tray-vee-us
11	Jaquarius Landrews	JUH-quair-ee-us	74	Elgton Jenkins	EL-tuhn (silent g)
11	Geor'quarius Spivey	JUH-quair-ee-us	77	Cordavien Suggs	COR-day-vee-uhn
18	Aaron Brule	BREW-lay	78	Tyre Phillips	TYE-ree
19	Stephen Adegoke	AH-duh-go-kay	80	Christian Roberson	ROH-ber-suhn
22	Aeris Williams	AIR-us	82	Farrod Green	FUH-rahd
27	Esaias Furdge	ee-ZAH-yahs	84	Dontea Jones	DAHN-tay
27	Kody Schexnayder	SHEX-nye-dur	87	Osirus Mitchell	O-sye-rus

2018 MISSISSIPPI STATE COACHES

ON THE FIELD



JOE MOORHEAD
Head Coach
First Season



BRIAN BAKER
Defensive Line
Third Season



TERRELL BUCKLEY
Cornerbacks
Third Season



LUKE GETSY
Offensive Coordinator/
Wide Receivers
First Season



CHARLES HUFF
Asst. HC/Run Game Coord./RBs
First Season



MARCUS JOHNSON
Offensive Line
First Season



JOEY JONES
Special Teams Coordinator
First Season



TEM LUKABU
Linebackers
First Season

IN THE BOOTH



ANDREW BREINER
Pass Game Coordinator/QBs
First Season



BOB SHOOP
Defensive Coordinator/
Safeties
First Season



2018 STATISTICS



2018 Mississippi State Football **Mississippi State Combined Team Statistics (as of Dec 11, 2018)** **All games**

Date	Opponent		Score	Att.	Record:	Overall	Home	Away	Neutral
Sep 01, 2018	STEPHEN F. AUSTIN	W	63-6	54289	All games	8-4	6-1	2-3	0-0
Sep 08, 2018	at Kansas State	W	31-10	49784	Conference	4-4	3-1	1-3	0-0
Sep 15, 2018	LOUISIANA	W	56-10	56505	Non-Conference	4-0	3-0	1-0	0-0
* Sep 22, 2018	at Kentucky	L	7-28	60037					
* Sep 29, 2018	FLORIDA	L	6-13	61406					
* Oct 06, 2018	#8 AUBURN	W	23-9	60635					
* Oct 20, 2018	at #5 LSU	L	3-19	101340					
* Oct 27, 2018	#16 TEXAS A&M	W	28-13	57085					
Nov 03, 2018	LOUISIANA TECH	W	45-3	58709					
* Nov 10, 2018	at #1 Alabama	L	0-24	101821					
* Nov 17, 2018	ARKANSAS	W	52-6	57772					
* Nov 22, 2018	at Ole Miss	W	35-3	56561					
<i>Rushing</i>									
	<i>gc</i>	<i>at</i>	<i>gain</i>	<i>loss</i>	<i>ne</i>	<i>avg</i>	<i>tc</i>	<i>lg</i>	<i>avg/g</i>
Nick Fitzgerald	11	201	1209	191	1018	5.1	12	76	92.5
Kylin Hill	10	105	705	14	691	6.6	4	52	69.1
Aeris Williams	11	79	512	10	502	6.4	3	29	45.6
K. Thompson	8	21	216	0	216	10.3	4	25	27.0
Nick Gibson	8	26	200	7	193	7.4	1	62	24.1
Dontavian Lee	12	19	82	0	82	4.3	1	13	6.8
Jalen Mayden	3	7	32	0	32	4.6	0	14	10.7
Robert Rivers	3	5	31	0	31	6.2	0	9	10.3
Logan Burnett	2	1	3	0	3	3.0	0	3	1.5
Total	12	472	2990	273	2717	5.8	25	76	226.4
Opponents	12	411	1677	426	1251	3.0	7	41	104.2
<i>Passing</i>									
	<i>gc</i>	<i>effic</i>	<i>comp-alt-int</i>	<i>pc</i>	<i>yds</i>	<i>tc</i>	<i>lg</i>	<i>avg/g</i>	
Nick Fitzgerald	11	121.35	131-249-7	52.6	1615	15	84	146.8	
K. Thompson	8	190.44	18-39-1	46.2	458	6	84	57.2	
Jalen Mayden	3	87.80	1-2-0	50.0	9	0	9	3.0	
Logan Burnett	2	310.00	1-1-0	100.0	25	0	25	12.5	
Total	12	131.03	151-291-8	51.9	2107	21	84	175.6	
Opponents	12	97.27	199-367-12	54.2	1970	5	47	164.2	
<i>Receiving</i>									
	<i>gc</i>	<i>no</i>	<i>yds</i>	<i>avg</i>	<i>tc</i>	<i>lg</i>	<i>avg/g</i>		
Osirus Mitchell	12	24	385	16.0	4	84	32.1		
Kylin Hill	10	19	164	8.6	3	53	16.4		
Stephen Guidry	12	18	389	21.6	3	84	32.4		
Dedrick Thomas	12	17	240	14.1	2	44	20.0		
Justin Johnson	12	15	233	15.5	1	37	19.4		
Austin Williams	12	10	137	13.7	3	33	11.4		
Keith Mixon	10	10	137	13.7	2	25	13.7		
Farrod Green	12	10	74	7.4	0	13	6.2		
Jesse Jackson	12	9	90	10.0	1	24	7.5		
Aeris Williams	11	6	81	13.5	1	27	7.4		
Nick Gibson	8	5	36	7.2	0	12	4.5		
Dontea Jones	11	4	66	16.5	1	21	6.0		
Devonta Jason	12	2	42	21.0	0	25	3.5		
Brad Cumbest	3	1	21	21.0	0	21	7.0		
Malik Dear	10	1	12	12.0	0	12	1.2		
Total	12	151	2107	14.0	21	84	175.6		
Opponents	12	199	1970	9.9	5	47	164.2		
<i>Field Goals</i>									
	<i>fg</i>	<i>pct</i>	<i>01-19</i>	<i>20-29</i>	<i>30-39</i>	<i>40-49</i>	<i>50-99</i>	<i>lg</i>	<i>blk</i>
Jace Christmann	9-13	69.2	2-2	1-1	4-5	2-5	0-0	47	1
<i>Scoring</i>									
	<i>tc</i>	<i>fg</i>	<i>PAT</i>			<i>dkp</i>	<i>sa</i>	<i>pts</i>	
			<i>kick</i>	<i>rush</i>	<i>rcv</i>	<i>pass</i>			
Nick Fitzgerald	12	-	-	-	-	-	-	72	
Jace Christmann	-	9-13	40-40	-	-	-	-	67	
Kylin Hill	7	-	-	-	-	-	-	42	
Aeris Williams	4	-	-	-	-	-	-	24	
K. Thompson	4	-	-	-	-	-	-	24	
Osirus Mitchell	4	-	-	-	-	-	-	24	
Stephen Guidry	3	-	-	-	-	-	-	18	
Austin Williams	3	-	-	-	-	-	-	18	
Keith Mixon	2	-	-	-	-	-	-	12	
Dedrick Thomas	2	-	-	-	-	-	-	12	
Jesse Jackson	1	-	-	-	-	-	-	6	
Jordan Lawless	-	-	6-6	-	-	-	-	6	
Dontavian Lee	1	-	-	-	-	-	-	6	
Nick Gibson	1	-	-	-	-	-	-	6	
Dontea Jones	1	-	-	-	-	-	-	6	
Total	46	9-13	46-46	-	-	-	-	349	
Opponents	12	20-25	12-12	-	-	-	-	144	

<i>Team Statistics</i>		<i>MS</i>	<i>OPP</i>						
FIRST DOWNS		240	201						
Rushing		142	89						
Passing		83	91						
Penalty		15	21						
RUSHING YARDAGE		2717	1251						
Rushing Attempts		472	411						
Average Per Rush		5.8	3.0						
Average Per Game		226.4	104.2						
TDs Rushing		25	7						
PASSING YARDAGE		2107	1970						
Comp-Att-Int		151-291-8	199-367-12						
Average Per Pass		7.2	5.4						
Average Per Catch		14.0	9.9						
Average Per Game		175.6	164.2						
TDs Passing		21	5						
TOTAL OFFENSE		4824	3221						
Average Per Play		6.3	4.1						
Average Per Game		402.0	268.4						
KICK RETURNS: #-Yards		19-403	31-656						
PUNT RETURNS: #-Yards		18-107	6-48						
INT RETURNS: #-Yards		12-56	8-90						
FUMBLES-LOST		8-2	13-6						
PENALTIES-Yards		75-658	62-475						
PUNTS-AVG		51-37.7	65-40.5						
TIME OF POSSESSION/Game		30:48	29:12						
3RD-DOWN Conversions		66/154	46/166						
4TH-DOWN Conversions		5/15	7/22						
<i>Interceptions</i>		<i>no</i>	<i>yds</i>	<i>avg</i>	<i>tc</i>	<i>lg</i>			
Johnathan Abram		2	9	4.5	0	9			
Cam Dantzler		2	8	4.0	0	7			
Erroll Thompson		2	0	0.0	0	0			
C.J. Morgan		2	7	3.5	0	7			
Brian Cole		1	0	0.0	0	0			
Stephen Adegoke		1	29	29.0	0	29			
M. Smitherman		1	0	0.0	0	0			
Willie Gay Jr.		1	3	3.0	0	3			
<i>Punting</i>		<i>no</i>	<i>yds</i>	<i>avg</i>	<i>lg</i>	<i>tl</i>	<i>fl</i>	<i>50+</i>	<i>blk</i>
Tucker Day		42	1599	38.1	59	0	17	12	2
K. Schexnayder		9	325	36.1	47	0	4	1	0
<i>Punt Returns</i>		<i>no</i>	<i>yds</i>	<i>avg</i>	<i>tc</i>	<i>lg</i>			
Keith Mixon		11	72	6.5	0	22			
Dedrick Thomas		6	35	5.8	0	27			
Malik Dear		1	0	0.0	0	0			
Total		18	107	5.9	0	27			
Opponents		6	48	8.0	0	33			
<i>Kick Returns</i>		<i>no</i>	<i>yds</i>	<i>avg</i>	<i>tc</i>	<i>lg</i>			
Brian Cole		10	225	22.5	0	40			
Dedrick Thomas		5	92	18.4	0	22			
Malik Dear		2	54	27.0	0	27			
Jamal Peters		2	32	16.0	0	19			
Total		19	403	21.2	0	40			
Opponents		31	656	21.2	0	71			
<i>All Purpose</i>		<i>g</i>	<i>rust</i>	<i>rcv</i>	<i>pi</i>	<i>ki</i>	<i>ii</i>	<i>total</i>	<i>avg/g</i>
Nick Fitzgerald		11	1018	0	0	0	0	1018	92.5
Kylin Hill		10	691	164	0	0	0	855	85.5
Aeris Williams		11	502	81	0	0	0	583	53.0
Stephen Guidry		12	0	389	0	0	0	389	32.4
Osirus Mitchell		12	0	385	0	0	0	385	32.1
Total		12	2717	2107	107	403	56	5390	449.2
Opponents		12	1251	1970	48	656	90	4015	334.6
<i>Total Offense</i>		<i>g</i>	<i>plays</i>	<i>rust</i>	<i>pass</i>	<i>total</i>	<i>avg/g</i>		
Nick Fitzgerald		11	450	1018	1615	2633	239.4		
Kylin Hill		10	105	691	0	691	69.1		
K. Thompson		8	60	216	458	674	84.2		

2018 Mississippi State Football
Mississippi State Overall Team Statistics (as of Dec 11, 2018)
All games

<i>Team Statistics</i>	<i>MS</i>	<i>OPP</i>
SCORING	349	144
Points Per Game	29.1	12.0
Points Off Turnovers	56	41
FIRST DOWNS	240	201
Rushing	142	89
Passing	83	91
Penalty	15	21
RUSHING YARDAGE	2717	1251
Yards gained rushing	2990	1677
Yards lost rushing	273	426
Rushing Attempts	472	411
Average Per Rush	5.8	3.0
Average Per Game	226.4	104.2
TDs Rushing	25	7
PASSING YARDAGE	2107	1970
Comp-Att-Int	151-291-8	199-367-12
Average Per Pass	7.2	5.4
Average Per Catch	14.0	9.9
Average Per Game	175.6	164.2
TDs Passing	21	5
TOTAL OFFENSE	4824	3221
Total Plays	763	778
Average Per Play	6.3	4.1
Average Per Game	402.0	268.4
KICK RETURNS: #-Yards	19-403	31-656
PUNT RETURNS: #-Yards	18-107	6-48
INT RETURNS: #-Yards	12-56	8-90
KICK RETURN AVERAGE	21.2	21.2
PUNT RETURN AVERAGE	5.9	8.0
INT RETURN AVERAGE	4.7	11.2
FUMBLES-LOST	8-2	13-6
PENALTIES-Yards	75-658	62-475
Average Per Game	54.8	39.6
PUNTS-Yards	51-1924	65-2635
Average Per Punt	37.7	40.5
Net punt average	36.8	38.3
KICKOFFS-Yards	66-4025	43-2625
Average Per Kick	61.0	61.0
Net kick average	40.4	40.0
TIME OF POSSESSION/Game	30:48	29:12
3RD-DOWN Conversions	66/154	46/166
3rd-Down Pct	43%	28%
4TH-DOWN Conversions	5/15	7/22
4th-Down Pct	33%	32%
SACKS BY-Yards	36-290	24-171
MISC YARDS	0	32
TOUCHDOWNS SCORED	46	12
FIELD GOALS-ATTEMPTS	9-13	20-25
ON-SIDE KICKS	0-0	0-0
RED-ZONE SCORES	(35-39) 90%	(23-32) 72%
RED-ZONE TOUCHDOWNS	(28-39) 72%	(8-32) 25%
PAT-ATTEMPTS	(46-46) 100%	(12-12) 100%
ATTENDANCE	406401	369543
Games/Avg Per Game	7/58057	5/73909
Neutral Site Games		0/0

<i>Score by Quarters</i>	<i>1st</i>	<i>2nd</i>	<i>3rd</i>	<i>4th</i>	<i>OT</i>	<i>Total</i>
Mississippi State	85	107	80	77	0	349
Opponents	33	39	39	33	0	144

2018 Mississippi State Football
Mississippi State Overall Individual Statistics (as of Dec 11, 2018)
All games

<i>Rushing</i>	<i>gp</i>	<i>att</i>	<i>gain</i>	<i>loss</i>	<i>net</i>	<i>avg</i>	<i>td</i>	<i>lg</i>	<i>avg/g</i>
Nick Fitzgerald	11	201	1209	191	1018	5.1	12	76	92.5
Kylin Hill	10	105	705	14	691	6.6	4	52	69.1
Aeris Williams	11	79	512	10	502	6.4	3	29	45.6
K. Thompson	8	21	216	0	216	10.3	4	25	27.0
Nick Gibson	8	26	200	7	193	7.4	1	62	24.1
Dontavian Lee	12	19	82	0	82	4.3	1	13	6.8
Jalen Mayden	3	7	32	0	32	4.6	0	14	10.7
Robert Rivers	3	5	31	0	31	6.2	0	9	10.3
Logan Burnett	2	1	3	0	3	3.0	0	3	1.5
TEAM	7	8	0	51	-51	-6.4	0	0	-7.3
Total	12	472	2990	273	2717	5.8	25	76	226.4
Opponents	12	411	1677	426	1251	3.0	7	41	104.2

<i>Passing</i>	<i>gp</i>	<i>effic</i>	<i>comp-att-int</i>	<i>pct</i>	<i>yds</i>	<i>td</i>	<i>lg</i>	<i>avg/g</i>
Nick Fitzgerald	11	121.35	131-249-7	52.6	1615	15	84	146.8
K. Thompson	8	190.44	18-39-1	46.2	458	6	84	57.2
Jalen Mayden	3	87.80	1-2-0	50.0	9	0	9	3.0
Logan Burnett	2	310.00	1-1-0	100.0	25	0	25	12.5
Total	12	131.03	151-291-8	51.9	2107	21	84	175.6
Opponents	12	97.27	199-367-12	54.2	1970	5	47	164.2

<i>Receiving</i>	<i>gp</i>	<i>no.</i>	<i>yds</i>	<i>avg</i>	<i>td</i>	<i>lg</i>	<i>avg/g</i>
Osirus Mitchell	12	24	385	16.0	4	84	32.1
Kylin Hill	10	19	164	8.6	3	53	16.4
Stephen Guidry	12	18	389	21.6	3	84	32.4
Dedrick Thomas	12	17	240	14.1	2	44	20.0
Justin Johnson	12	15	233	15.5	1	37	19.4
Austin Williams	12	10	137	13.7	3	33	11.4
Keith Mixon	10	10	137	13.7	2	25	13.7
Farrod Green	12	10	74	7.4	0	13	6.2
Jesse Jackson	12	9	90	10.0	1	24	7.5
Aeris Williams	11	6	81	13.5	1	27	7.4
Nick Gibson	8	5	36	7.2	0	12	4.5
Dontea Jones	11	4	66	16.5	1	21	6.0
Devonta Jason	12	2	42	21.0	0	25	3.5
Brad Cumbest	3	1	21	21.0	0	21	7.0
Malik Dear	10	1	12	12.0	0	12	1.2
Total	12	151	2107	14.0	21	84	175.6
Opponents	12	199	1970	9.9	5	47	164.2

<i>Punt Returns</i>	<i>no.</i>	<i>yds</i>	<i>avg</i>	<i>td</i>	<i>lg</i>
Keith Mixon	11	72	6.5	0	22
Dedrick Thomas	6	35	5.8	0	27
Malik Dear	1	0	0.0	0	0
Total	18	107	5.9	0	27
Opponents	6	48	8.0	0	33

<i>Interceptions</i>	<i>no.</i>	<i>yds</i>	<i>avg</i>	<i>td</i>	<i>lg</i>
C.J. Morgan	2	7	3.5	0	7
Cam Dantzler	2	8	4.0	0	7
Johnathan Abram	2	9	4.5	0	9
Erroll Thompson	2	0	0.0	0	0
Brian Cole	1	0	0.0	0	0
Stephen Adegoke	1	29	29.0	0	29
M. Smitherman	1	0	0.0	0	0
Willie Gay Jr.	1	3	3.0	0	3
Total	12	56	4.7	0	29
Opponents	8	90	11.2	0	35

<i>Kick Returns</i>	<i>no.</i>	<i>yds</i>	<i>avg</i>	<i>td</i>	<i>lg</i>
Brian Cole	10	225	22.5	0	40
Dedrick Thomas	5	92	18.4	0	22
Jamal Peters	2	32	16.0	0	19
Malik Dear	2	54	27.0	0	27
Total	19	403	21.2	0	40
Opponents	31	656	21.2	0	71

<i>Fumble Returns</i>	<i>no.</i>	<i>yds</i>	<i>avg</i>	<i>td</i>	<i>lg</i>
Johnathan Abram	1	6	6.0	0	6
Willie Gay Jr.	1	0	0.0	0	0
Total	2	6	3.0	0	6
Opponents	0	0	0.0	0	0

2018 Mississippi State Football
Mississippi State Overall Individual Statistics (as of Dec 11, 2018)
All games

<i>Scoring</i>	<i>td</i>	<i>fg</i>	<i>PAT</i>				<i>dxp</i>	<i>saf</i>	<i>pts</i>
			<i>kick</i>	<i>rush</i>	<i>rcv</i>	<i>pass</i>			
Nick Fitzgerald	12	-	-	-	-	-	-	-	72
Jace Christmann	-	9-13	40-40	-	-	-	-	-	67
Kylin Hill	7	-	-	-	-	-	-	-	42
Osirus Mitchell	4	-	-	-	-	-	-	-	24
K. Thompson	4	-	-	-	-	-	-	-	24
Aeris Williams	4	-	-	-	-	-	-	-	24
Austin Williams	3	-	-	-	-	-	-	-	18
Stephen Guidry	3	-	-	-	-	-	-	-	18
Keith Mixon	2	-	-	-	-	-	-	-	12
Deddrick Thomas	2	-	-	-	-	-	-	-	12
Dontea Jones	1	-	-	-	-	-	-	-	6
Jesse Jackson	1	-	-	-	-	-	-	-	6
Justin Johnson	1	-	-	-	-	-	-	-	6
Jordan Lawless	-	-	6-6	-	-	-	-	-	6
Dontavian Lee	1	-	-	-	-	-	-	-	6
Nick Gibson	1	-	-	-	-	-	-	-	6
Total	46	9-13	46-46	-	-	-	-	-	349
Opponents	12	20-25	12-12	-	-	-	-	-	144

<i>Total Offense</i>	<i>g</i>	<i>plays</i>	<i>rush</i>	<i>pass</i>	<i>total</i>	<i>avg/g</i>
Nick Fitzgerald	11	450	1018	1615	2633	239.4
Kylin Hill	10	105	691	0	691	69.1
K. Thompson	8	60	216	458	674	84.2
Aeris Williams	11	79	502	0	502	45.6
Nick Gibson	8	26	193	0	193	24.1
Dontavian Lee	12	19	82	0	82	6.8
Jalen Mayden	3	9	32	9	41	13.7
Robert Rivers	3	5	31	0	31	10.3
Logan Burnett	2	2	3	25	28	14.0
TEAM	7	8	-51	0	-51	-7.3
Total	12	763	2717	2107	4824	402.0
Opponents	12	778	1251	1970	3221	268.4

<i>Field Goals</i>	<i>fg</i>	<i>pct.</i>	<i>01-19</i>	<i>20-29</i>	<i>30-39</i>	<i>40-49</i>	<i>50-99</i>	<i>lg</i>	<i>blk</i>
Jace Christmann	9-13	69.2	2-2	1-1	4-5	2-5	0-0	47	1

<i>FG Sequence</i>	<i>Mississippi State</i>	<i>Opponents</i>
Stephen F. Austin	40	(36),(33)
Kansas State	(30),44	(26),52
Louisiana	-	(38)
Kentucky	-	36
Florida	(34),(39)	(39),(21)
Auburn	(25),(47),(32),31	(47),50,(38),(24)
LSU	(19)	(25),(38),(29),(40)
Texas A&M	-	49,(34),(41)
Louisiana Tech	(47)	(46)
Alabama	41	(49)
Arkansas	(19)	43,(36),(32)
Ole Miss	-	(32)

<i>Punting</i>	<i>no.</i>	<i>yds</i>	<i>avg</i>	<i>lg</i>	<i>tb</i>	<i>fc</i>	<i>i20</i>	<i>50+</i>	<i>blk</i>
Tucker Day	42	1599	38.1	59	0	17	12	2	0
K. Schexnayder	9	325	36.1	47	0	4	1	0	0
Total	51	1924	37.7	59	0	21	13	2	0
Opponents	65	2635	40.5	65	2	24	28	6	0

<i>Kickoffs</i>	<i>no.</i>	<i>yds</i>	<i>avg</i>	<i>tb</i>	<i>ob</i>	<i>retn</i>	<i>net</i>	<i>ydln</i>
Scott Goodman	63	3901	61.9	28	2			
Jace Christmann	3	124	41.3	0	0			
Total	66	4025	61.0	28	2	21.2	40.4	24
Opponents	43	2625	61.0	20	2	21.2	40.0	24

Numbers in (parentheses) indicate field goal was made.

2018 Mississippi State Football
Mississippi State Overall Individual Statistics (as of Dec 11, 2018)
All games

<i>All Purpose</i>	<i>g</i>	<i>rush</i>	<i>rcv</i>	<i>pr</i>	<i>kr</i>	<i>ir</i>	<i>total</i>	<i>avg/g</i>
Nick Fitzgerald	11	1018	0	0	0	0	1018	92.5
Kylin Hill	10	691	164	0	0	0	855	85.5
Aeris Williams	11	502	81	0	0	0	583	53.0
Stephen Guidry	12	0	389	0	0	0	389	32.4
Osirus Mitchell	12	0	385	0	0	0	385	32.1
Dedrick Thoma	12	0	240	35	92	0	367	30.6
Justin Johnson	12	0	233	0	0	0	233	19.4
Nick Gibson	8	193	36	0	0	0	229	28.6
Brian Cole	5	0	0	0	225	0	225	45.0
K. Thompson	8	216	0	0	0	0	216	27.0
Keith Mixon	10	0	137	72	0	0	209	20.9
Austin Williams	12	0	137	0	0	0	137	11.4
Jesse Jackson	12	0	90	0	0	0	90	7.5
Dontavian Lee	12	82	0	0	0	0	82	6.8
Farrod Green	12	0	74	0	0	0	74	6.2
Malik Dear	10	0	12	0	54	0	66	6.6
Dontea Jones	11	0	66	0	0	0	66	6.0
Devonta Jason	12	0	42	0	0	0	42	3.5
Jamal Peters	9	0	0	0	32	0	32	3.6
Jalen Mayden	3	32	0	0	0	0	32	10.7
Robert Rivers	3	31	0	0	0	0	31	10.3
Stephen Adegok	12	0	0	0	0	29	29	2.4
Brad Cumbest	3	0	21	0	0	0	21	7.0
Johnathan Abra	12	0	0	0	0	9	9	0.8
Cam Dantzler	12	0	0	0	0	8	8	0.7
C.J. Morgan	12	0	0	0	0	7	7	0.6
Logan Burnett	2	3	0	0	0	0	3	1.5
Willie Gay Jr.	12	0	0	0	0	3	3	0.2
TEAM	7	-51	0	0	0	0	-51	-7.3
Total	12	2717	2107	107	403	56	5390	449.2
Opponents	12	1251	1970	48	656	90	4015	334.6

2018 Mississippi State Football
Mississippi State Overall Defensive Statistics (as of Dec 11, 2018)
All games

#	Defensive Leaders	gp	Tackles				Sacks	Pass defense			Fumbles		blkd		
			ua	a	tot	tfl/yds		int-yds	brup	qbh	rcv-yds	fr	kick	saf	
38	Johnathan Abram	12	49	44	93	7.5-28	2.5-15	2-9	5	5	1-6	1	.	.	.
40	Erroll Thompson	12	29	55	84	8.5-34	3.5-26	2-0	.	3
41	Mark McLaurin	12	40	33	73	4.5-13	.	.	4	3	.	1	.	.	.
94	Jeffery Simmons	12	24	35	59	14.5-37	1.0-8	.	4	6	.	1	.	.	.
9	Montez Sweat	12	26	25	51	13.5-96	11.0-92	.	.	7	.	1	.	.	.
10	Leo Lewis	11	23	22	45	3.0-4	.	.	1	1
6	Willie Gay Jr.	12	18	26	44	5.0-45	4.5-44	1-3	1	5	1-0
3	Cam Dantzler	12	28	10	38	1.5-10	1.0-9	2-8	9	1
2	Jamal Peters	9	23	9	32	1.0-1	.	.	4
4	Gerri Green	12	8	22	30	6.5-30	3.5-26	.	1	1
8A	M. Smitherman	12	11	12	23	.	.	1-0	3	.	.	1	.	.	.
5	Chauncey Rivers	12	8	14	22	6.5-24	2.0-14	.	.	4
50	Tim Washington	12	5	16	21	1.5-3
11	J. Landrews	9	10	11	21	4.5-32	3.0-30	.	5	1
52	Kobe Jones	12	12	9	21	6.0-13	.	.	.	2	1-0
95	Braxton Hoyett	11	4	14	18	2.5-11	1.0-9	.	.	1	1-0
43	Fletcher Adams	12	6	12	18	2.0-10	1.0-8	.	.	4
29	C.J. Morgan	12	9	7	16	.	.	2-7	1
34	Cory Thomas	11	4	8	12	1.5-8	1.0-8
90	Grant Harris	12	3	8	11	0.5-2	.	.	.	2
32	Brian Cole	5	5	6	11	3.0-7	1.0-1	1-0
97	Lee Autry	12	2	9	11
24	Chris Rayford	12	8	2	10	1.0-16	.	.	4	2	1-0	1	.	.	.
19	Stephen Adegoke	12	4	4	8	.	.	1-29	1
7A	Marcus Murphy	11	5	2	7	0.5-1	.	.	1
13	Tyler Williams	8	3	2	5	.	.	.	1
28	Dontavian Lee	12	2	3	5
96	Tre Brown	12	1	4	5
53	Cameron Miller	12	2	1	3	0.5-1
1E	N. Watson	2	2	1	3
42	Marquiss Spencer	4	1	2	3	0.5-1	.	.	.	1
2A	Jaylon Reed	3	2	1	3
44	Jett Johnson	2	.	2	2
2E	Alec Murphy	7	1	1	2
4C	Scott Goodman	12	1	1	2
30	S. Kilby-Lane	6	.	2	2
91	James Jackson	4	1	1	2
TM	TEAM	7	.	1	1
78	Tyre Phillips	12	1	.	1
5A	R.J. Jennings	9	.	1	1
4D	Tucker Day	12	.	1	1
27	K. Schexnayder	12	.	1	1
3A	Devonta Jason	12	1	.	1
18	Aaron Brule	3	.	1	1
17	Aaron Odom	2	.	1	1
16	Korey Charles	7	1	.	1
12	Shawn Preston	1	1	.	1
87	Osirus Mitchell	12	1	.	1
1	Stephen Guidry	12	1	.	1
8	Kylin Hill	10	1	.	1
7	Nick Fitzgerald	11	1	.	1
66	Joel Baldwin	12	1-0
Total		12	388	442	830	96-427	36-290	12-56	45	49	6-6	6	.	.	.
Opponents		12	354	478	832	56-244	24-171	8-90	38	34	2-0	2	1	.	.

*2018 Mississippi State Football
Mississippi State Team Game-by-Game (as of Dec 11, 2018)
All games*

TEAM STATISTICS

<i>Date</i>	<i>Opponent</i>	<i>Rushing</i>				<i>Receiving</i>				<i>Passing</i>				<i>Kick Returns</i>				<i>Punt Returns</i>				<i>tot</i>	
		<i>no.</i>	<i>yds</i>	<i>td</i>	<i>lg</i>	<i>no.</i>	<i>yds</i>	<i>td</i>	<i>lg</i>	<i>cmp-att-int</i>	<i>yds</i>	<i>td</i>	<i>lg</i>	<i>no.</i>	<i>yds</i>	<i>td</i>	<i>lg</i>	<i>no.</i>	<i>yds</i>	<i>td</i>	<i>lg</i>	<i>off</i>	<i>def</i>
Sep 01	STEPHEN F. AUSTIN	37	220	4	25	15	398	5	84	15-34-0	398	5	84	2	59	0	40	6	64	0	22	618	
Sep 08	at Kansas State	39	384	2	52	11	154	2	32	11-27-1	154	2	32	3	69	0	37	1	-1	0	0	538	
Sep 15	LOUISIANA	47	331	6	36	16	276	2	44	16-24-1	276	2	44	2	46	0	28	1	6	0	6	607	
Sep 22	at Kentucky	28	56	1	12	16	145	0	24	16-32-1	145	0	24	3	60	0	22	2	3	0	3	201	
Sep 29	FLORIDA	32	104	0	17	11	98	0	17	11-26-0	98	0	17	3	45	0	17	0	0	0	0	202	
Oct 06	AUBURN	57	349	2	39	9	69	0	23	9-17-1	69	0	23	0	0	0	0	1	0	0	0	418	
Oct 20	at LSU	37	201	0	40	8	59	0	15	8-24-4	59	0	15	0	0	0	0	1	4	0	4	260	
Oct 27	TEXAS A&M	31	143	2	76	14	241	2	84	14-22-0	241	2	84	0	0	0	0	1	-1	0	0	384	
Nov 03	LOUISIANA TECH	36	289	2	62	17	243	4	37	17-29-0	243	4	37	2	48	0	27	2	41	0	27	532	
Nov 10	at Alabama	30	44	0	38	11	125	0	23	11-20-0	125	0	23	1	12	0	12	1	-9	0	0	169	
Nov 17	ARKANSAS	47	287	2	20	12	188	5	34	12-18-0	188	5	34	1	15	0	15	1	0	0	0	475	
Nov 22	at Ole Miss	51	309	4	30	11	111	1	25	11-18-0	111	1	25	2	49	0	27	1	0	0	0	420	
Mississippi State		472	2717	25	76	151	2107	21	84	151-291-8	2107	21	84	19	403	0	40	18	107	0	27	4824	
		411	1251	7	41	199	1970	5	47	199-367-12	1970	5	47	31	656	0	71	6	48	0	33	3221	

Games: 12 • Avg/rush: 5.8 • Avg/catch: 14.0 • Pass effic: 131.03 • KR avg: 21.2 • PR avg: 5.9 • All purpose avg/game: 449.2 • Total offense avg/gm: 402.0

<i>Date</i>	<i>Opponent</i>	<i>Tackles</i>				<i>Sacks</i>	<i>Fumble</i>		<i>Pass Defense</i>			<i>blkd</i>	<i>PAT Attempts</i>			<i>off</i>		
		<i>ua</i>	<i>a</i>	<i>total</i>	<i>tfl-yds</i>	<i>no-yds</i>	<i>ff</i>	<i>fr-yds</i>	<i>int-yds</i>	<i>qbh</i>	<i>brup</i>	<i>kick</i>	<i>kick</i>	<i>rush</i>	<i>rcv</i>	<i>saf</i>	<i>t/o</i>	<i>pts</i>
Sep 01	STEPHEN F. AUSTIN	39	44	83	17.0-53	4.0-29	0	0-0	1-0	2	7	0	9-9	0	0	0	7	63
Sep 08	at Kansas State	42	8	50	8.0-25	4.0-16	0	0-0	1-0	7	2	0	4-4	0	0	0	7	31
Sep 15	LOUISIANA	24	48	72	8.0-21	2.0-12	0	0-0	1-0	3	1	0	8-8	0	0	0	0	56
Sep 22	at Kentucky	34	30	64	10.0-41	3.0-30	0	0-0	1-0	0	0	0	1-1	0	0	0	0	7
Sep 29	FLORIDA	24	60	84	3.0-14	1.0-10	0	0-0	1-7	3	4	0	0-0	0	0	0	0	6
Oct 06	AUBURN	31	24	55	5.0-41	3.0-27	2	2-0	0-0	8	7	0	2-2	0	0	0	7	23
Oct 20	at LSU	32	50	82	5.0-19	2.0-13	0	0-0	1-1	0	3	0	0-0	0	0	0	0	3
Oct 27	TEXAS A&M	28	38	66	7.0-34	3.0-29	0	0-0	1-0	11	7	0	4-4	0	0	0	7	28
Nov 03	LOUISIANA TECH	28	42	70	3.0-8	1.0-6	0	0-0	1-29	4	4	0	6-6	0	0	0	0	45
Nov 10	at Alabama	50	18	68	7.0-44	4.0-36	0	1-0	1-3	3	1	0	0-0	0	0	0	0	0
Nov 17	ARKANSAS	31	50	81	12.0-76	5.0-48	3	2-6	1-7	4	4	0	7-7	0	0	0	14	52
Nov 22	at Ole Miss	25	30	55	11.0-51	4.0-34	1	1-0	2-9	4	5	0	5-5	0	0	0	14	35
Mississippi State		388	442	830	96.0-427	36.0-290	6	6-6	12-56	49	45	0	46-46	0	0	0	56	349
		354	478	832	56.0-244	24.0-171	2	2-0	8-90	34	38	1	12-12	0	0	0	41	144

<i>Date</i>	<i>Opponent</i>	<i>Punting</i>								<i>Field Goals</i>				<i>Kickoffs</i>				
		<i>no.</i>	<i>yds</i>	<i>avg</i>	<i>long</i>	<i>blkd</i>	<i>tb</i>	<i>fc</i>	<i>50+</i>	<i>i20</i>	<i>md-att</i>	<i>long</i>	<i>blkd</i>	<i>no.</i>	<i>yds</i>	<i>avg</i>	<i>tb</i>	<i>ob</i>
Sep 01	STEPHEN F. AUSTIN	3	123	41.0	48	0	0	0	0	1	0-1	0	0	10	643	64.3	4	0
Sep 08	at Kansas State	1	34	34.0	34	0	0	0	0	0	1-2	30	0	6	364	60.7	1	0
Sep 15	LOUISIANA	1	43	43.0	43	0	0	0	0	0	0-0	0	0	9	585	65.0	6	0
Sep 22	at Kentucky	8	301	37.6	59	0	0	2	1	3	0-0	0	0	2	114	57.0	0	0
Sep 29	FLORIDA	6	226	37.7	47	0	0	3	0	1	2-2	39	0	3	189	63.0	1	0
Oct 06	AUBURN	3	120	40.0	48	0	0	1	0	0	3-4	47	1	5	304	60.8	3	1
Oct 20	at LSU	7	243	34.7	42	0	0	4	0	0	1-1	19	0	2	130	65.0	2	0
Oct 27	TEXAS A&M	4	147	36.8	41	0	0	0	0	1	0-0	0	0	5	310	62.0	2	0
Nov 03	LOUISIANA TECH	3	122	40.7	42	0	0	2	0	1	1-1	47	0	8	485	60.6	2	1
Nov 10	at Alabama	8	294	36.8	51	0	0	4	1	2	0-1	0	0	1	65	65.0	0	0
Nov 17	ARKANSAS	1	40	40.0	40	0	0	1	0	1	1-1	19	0	9	533	59.2	5	0
Nov 22	at Ole Miss	6	231	38.5	48	0	0	4	0	3	0-0	0	0	6	303	50.5	2	0
Mississippi State		51	1924	37.7	59	0	0	21	2	13	9-13	47	1	66	4025	61.0	28	2
		65	2635	40.5	65	0	2	24	6	28	20-25	49	0	43	2625	61.0	20	2

2018 Mississippi State Football
Mississippi State Opponent Game-by-Game (as of Dec 11, 2018)
All games

OPPONENT STATISTICS

<i>Date</i>	<i>Opponent</i>	<i>Rushing</i>				<i>Receiving</i>				<i>Passing</i>				<i>Kick Returns</i>				<i>Punt Returns</i>				<i>tot</i>	
		<i>no.</i>	<i>yds</i>	<i>td</i>	<i>lg</i>	<i>no.</i>	<i>yds</i>	<i>td</i>	<i>lg</i>	<i>cmp-att-int</i>	<i>yds</i>	<i>td</i>	<i>lg</i>	<i>no.</i>	<i>yds</i>	<i>td</i>	<i>lg</i>	<i>no.</i>	<i>yds</i>	<i>td</i>	<i>lg</i>	<i>off</i>	<i>def</i>
Sep 01	STEPHEN F. AUSTIN	41	77	0	18	15	177	0	26	15-37-1	177	0	26	6	121	0	25	0	0	0	0	254	
Sep 08	at Kansas State	35	113	0	16	9	100	1	23	9-21-1	100	1	23	5	127	0	37	0	0	0	0	213	
Sep 15	LOUISIANA	26	65	0	15	23	245	1	41	23-34-1	245	1	41	3	54	0	19	1	-2	0	0	310	
Sep 22	at Kentucky	47	229	4	36	8	71	0	23	8-14-1	71	0	23	2	36	0	23	0	0	0	0	300	
Sep 29	FLORIDA	34	118	0	22	23	239	1	20	23-32-1	239	1	20	2	27	0	21	2	9	0	11	357	
Oct 06	AUBURN	21	90	0	41	19	214	0	42	19-38-0	214	0	42	1	18	0	18	2	8	0	0	304	
Oct 20	at LSU	44	110	1	12	16	129	0	20	16-28-1	129	0	20	0	0	0	0	0	0	0	0	239	
Oct 27	TEXAS A&M	22	61	0	28	23	232	1	38	23-46-1	232	1	38	3	50	0	21	1	33	0	33	293	
Nov 03	LOUISIANA TECH	32	140	0	12	14	98	0	25	14-31-1	98	0	25	5	91	0	33	0	0	0	0	238	
Nov 10	at Alabama	45	142	2	17	17	163	1	25	17-27-1	163	1	25	1	27	0	27	0	0	0	0	305	
Nov 17	ARKANSAS	35	69	0	31	19	150	0	47	19-34-1	150	0	47	2	95	0	71	0	0	0	0	219	
Nov 22	at Ole Miss	29	37	0	21	13	152	0	33	13-25-2	152	0	33	1	10	0	10	0	0	0	0	189	
Opponents		411	1251	7	41	199	1970	5	47	199-367-12	1970	5	47	31	656	0	71	6	48	0	33	3221	
		472	2717	25	76	151	2107	21	84	151-291-8	2107	21	84	19	403	0	40	18	107	0	27	4824	

Games: 12 • Avg/rush: 3.0 • Avg/catch: 9.9 • Pass effic: 97.27 • KR avg: 21.2 • PR avg: 8.0 • All purpose avg/game: 334.6 • Total offense avg/gm: 268.4

<i>Date</i>	<i>Opponent</i>	<i>Tackles</i>				<i>Sacks</i>	<i>Fumble</i>		<i>Pass Defense</i>			<i>blkd</i>	<i>PAT Attempts</i>			<i>off</i>		
		<i>ua</i>	<i>a</i>	<i>total</i>	<i>tfl-yds</i>	<i>no-yds</i>	<i>ff</i>	<i>fr-yds</i>	<i>int-yds</i>	<i>qbh</i>	<i>brup</i>	<i>kick</i>	<i>kick</i>	<i>rush</i>	<i>rcv</i>	<i>saf</i>	<i>t/o</i>	<i>pts</i>
Sep 01	STEPHEN F. AUSTIN	29	38	67	1.0-2	0.0-0	0	0-0	0-0	6	3	0	0-0	0	0	0	0	6
Sep 08	at Kansas State	41	10	51	1.0-4	0.0-0	0	0-0	1-11	5	5	0	1-1	0	0	0	7	10
Sep 15	LOUISIANA	36	40	76	7.0-28	2.0-16	0	0-0	1-0	1	0	0	1-1	0	0	0	7	10
Sep 22	at Kentucky	32	26	58	4.0-27	3.0-23	0	0-0	1-35	4	6	0	4-4	0	0	0	7	28
Sep 29	FLORIDA	29	32	61	8.0-42	6.0-39	0	0-0	0-0	2	4	0	1-1	0	0	0	0	13
Oct 06	AUBURN	23	78	101	5.0-6	0.0-0	0	0-0	1-12	0	4	1	0-0	0	0	0	3	9
Oct 20	at LSU	24	42	66	2.0-9	1.0-8	0	0-0	4-32	4	5	0	1-1	0	0	0	7	19
Oct 27	TEXAS A&M	22	38	60	7.0-36	3.0-26	0	0-0	0-0	1	0	0	1-1	0	0	0	0	13
Nov 03	LOUISIANA TECH	29	44	73	5.0-25	3.0-18	0	0-0	0-0	2	2	0	0-0	0	0	0	0	3
Nov 10	at Alabama	28	26	54	10.0-48	5.0-35	0	1-0	0-0	3	4	0	3-3	0	0	0	7	24
Nov 17	ARKANSAS	28	52	80	2.0-4	0.0-0	1	1-0	0-0	2	1	0	0-0	0	0	0	3	6
Nov 22	at Ole Miss	33	52	85	4.0-13	1.0-6	1	0-0	0-0	4	4	0	0-0	0	0	0	0	3
Opponents		354	478	832	56.0-244	24.0-171	2	2-0	8-90	34	38	1	12-12	0	0	0	41	144
		388	442	830	96.0-427	36.0-290	6	6-6	12-56	49	45	0	46-46	0	0	0	56	349

		Punting									Field Goals			Kickoffs				
<i>Date</i>	<i>Opponent</i>	<i>no.</i>	<i>yds</i>	<i>avg</i>	<i>long</i>	<i>blkd</i>	<i>tb</i>	<i>fc</i>	<i>50+</i>	<i>i20</i>	<i>md-att</i>	<i>long</i>	<i>blkd</i>	<i>no.</i>	<i>yds</i>	<i>avg</i>	<i>tb</i>	<i>ob</i>
Sep 01	STEPHEN F. AUSTIN	10	385	38.5	45	0	0	1	0	2	2-2	36	0	3	177	59.0	0	1
Sep 08	at Kansas State	6	238	39.7	47	0	1	1	0	3	1-2	26	0	3	174	58.0	0	0
Sep 15	LOUISIANA	4	169	42.2	51	0	0	3	1	2	1-1	38	0	3	180	60.0	1	0
Sep 22	at Kentucky	5	221	44.2	49	0	1	1	0	2	0-1	0	0	5	300	60.0	2	0
Sep 29	FLORIDA	5	186	37.2	50	0	0	3	1	5	2-2	39	0	4	250	62.5	1	0
Oct 06	AUBURN	3	141	47.0	49	0	0	2	0	1	3-4	47	0	4	235	58.8	3	0
Oct 20	at LSU	7	306	43.7	51	0	0	2	2	3	4-4	40	0	5	325	65.0	5	0
Oct 27	TEXAS A&M	4	155	38.8	54	0	0	1	1	1	2-3	41	0	4	260	65.0	4	0
Nov 03	LOUISIANA TECH	7	277	39.6	48	0	0	3	0	4	1-1	46	0	2	123	61.5	0	0
Nov 10	at Alabama	5	183	36.6	43	0	0	2	0	1	1-1	49	0	5	287	57.4	2	1
Nov 17	ARKANSAS	3	112	37.3	39	0	0	1	0	0	2-3	36	0	3	193	64.3	2	0
Nov 22	at Ole Miss	6	262	43.7	65	0	0	4	1	4	1-1	32	0	2	121	60.5	0	0
Opponents		65	2635	40.5	65	0	2	24	6	28	20-25	49	0	43	2625	61.0	20	2
		51	1924	37.7	59	0	0	21	2	13	9-13	47	1	66	4025	61.0	28	2

*2018 Mississippi State Football
Mississippi State Game Superlatives (as of Dec 11, 2018)
All games*

INDIVIDUAL GAME HIGHS

Rushes	28	Nick Fitzgerald vs Auburn (Oct 06, 2018)
Yards Rushing	211	Kylin Hill at Kansas State (Sep 08, 2018)
TD Rushes	4	Nick Fitzgerald vs Louisiana (Sep 15, 2018)
Long Rush	76	Nick Fitzgerald vs Texas A&M (Oct 27, 2018)
Pass attempts	32	Nick Fitzgerald at Kentucky (Sep 22, 2018)
Pass completions	17	Nick Fitzgerald vs Louisiana Tech (Nov 03, 2018)
Yards Passing	364	K. Thompson vs Stephen F. Austin (Sep 01, 2018)
TD Passes	5	K. Thompson vs Stephen F. Austin (Sep 01, 2018)
Long Pass	84	K. Thompson vs Stephen F. Austin (Sep 01, 2018)
	84	Nick Fitzgerald vs Texas A&M (Oct 27, 2018)
Receptions	6	Osirus Mitchell at Kentucky (Sep 22, 2018)
	6	Osirus Mitchell vs Texas A&M (Oct 27, 2018)
Yards Receiving	130	Stephen Guidry vs Texas A&M (Oct 27, 2018)
TD Receptions	2	Osirus Mitchell vs Stephen F. Austin (Sep 01, 2018)
	2	Austin Williams vs Arkansas (Nov 17, 2018)
Long Reception	84	Osirus Mitchell vs Stephen F. Austin (Sep 01, 2018)
	84	Stephen Guidry vs Texas A&M (Oct 27, 2018)
Field Goals	3	Jace Christmann vs Auburn (Oct 06, 2018)
Long Field Goal	47	Jace Christmann vs Auburn (Oct 06, 2018)
	47	Jace Christmann vs Louisiana Tech (Nov 03, 2018)
Punts	8	Tucker Day at Alabama (Nov 10, 2018)
Punting Avg	45.0	Tucker Day vs Florida (Sep 29, 2018)
Long Punt	59	Tucker Day at Kentucky (Sep 22, 2018)
Punts inside 20	3	Tucker Day at Kentucky (Sep 22, 2018)
	3	Tucker Day at Ole Miss (Nov 22, 2018)
Long Punt Return	27	Dedrick Thomas vs Louisiana Tech (Nov 03, 2018)
Long Kickoff Return	40	Brian Cole vs Stephen F. Austin (Sep 01, 2018)
Tackles	14	Erroll Thompson vs Florida (Sep 29, 2018)
Sacks	3.0	Montez Sweat vs Auburn (Oct 06, 2018)
Tackles For Loss	3.5	Montez Sweat vs Stephen F. Austin (Sep 01, 2018)
	3.5	Jeffery Simmons vs Stephen F. Austin (Sep 01, 2018)
	3.5	Johnathan Abram vs Arkansas (Nov 17, 2018)
Interceptions	1	C.J. Morgan vs Stephen F. Austin (Sep 01, 2018)
	1	Erroll Thompson at Kansas State (Sep 08, 2018)
	1	Johnathan Abram vs Louisiana (Sep 15, 2018)
	1	Brian Cole at Kentucky (Sep 22, 2018)
	1	Cam Dantzler vs Florida (Sep 29, 2018)
	1	Cam Dantzler at LSU (Oct 20, 2018)
	1	Erroll Thompson vs Texas A&M (Oct 27, 2018)
	1	Stephen Adegoke vs Louisiana Tech (Nov 03, 2018)
	1	Willie Gay Jr. at Alabama (Nov 10, 2018)
	1	C.J. Morgan vs Arkansas (Nov 17, 2018)
	1	M. Smitherman at Ole Miss (Nov 22, 2018)
	1	Johnathan Abram at Ole Miss (Nov 22, 2018)

*2018 Mississippi State Football
Mississippi State Game Superlatives (as of Dec 11, 2018)
All games*

TEAM GAME HIGHS

Rushes	57	vs Auburn (Oct 06, 2018)
Yards Rushing	384	at Kansas State (Sep 08, 2018)
Yards Per Rush	9.8	at Kansas State (Sep 08, 2018)
TD Rushes	6	vs Louisiana (Sep 15, 2018)
Pass attempts	34	vs Stephen F. Austin (Sep 01, 2018)
Pass completions	17	vs Louisiana Tech (Nov 03, 2018)
Yards Passing	398	vs Stephen F. Austin (Sep 01, 2018)
Yards Per Pass	11.7	vs Stephen F. Austin (Sep 01, 2018)
TD Passes	5	vs Stephen F. Austin (Sep 01, 2018)
	5	vs Arkansas (Nov 17, 2018)
Total Plays	74	vs Auburn (Oct 06, 2018)
Total Offense	618	vs Stephen F. Austin (Sep 01, 2018)
Yards Per Play	8.7	vs Stephen F. Austin (Sep 01, 2018)
Points	63	vs Stephen F. Austin (Sep 01, 2018)
Sacks By	5	vs Arkansas (Nov 17, 2018)
First Downs	29	vs Louisiana (Sep 15, 2018)
	29	vs Arkansas (Nov 17, 2018)
Penalties	16	at Kentucky (Sep 22, 2018)
Penalty Yards	139	at Kentucky (Sep 22, 2018)
Turnovers	4	at LSU (Oct 20, 2018)
Interceptions By	2	at Ole Miss (Nov 22, 2018)
Punts	8	at Kentucky (Sep 22, 2018)
	8	at Alabama (Nov 10, 2018)
Punting Avg	43.0	vs Louisiana (Sep 15, 2018)
Long Punt	59	at Kentucky (Sep 22, 2018)
Punts inside 20	3	at Kentucky (Sep 22, 2018)
	3	at Ole Miss (Nov 22, 2018)
Long Punt Return	27	vs Louisiana Tech (Nov 03, 2018)

*2018 Mississippi State Football
Mississippi State Game Superlatives (as of Dec 11, 2018)
All games*

OPPONENT INDIVIDUAL GAME HIGHS

Rushes	25	Benny Snell, at Kentucky (Sep 22, 2018)
Yards Rushing	165	Benny Snell, at Kentucky (Sep 22, 2018)
TD Rushes	4	Benny Snell, at Kentucky (Sep 22, 2018)
Long Rush	41	J. Whitlow, vs Auburn (Oct 06, 2018)
Pass attempts	46	Kellen Mond, vs Texas A&M (Oct 27, 2018)
Pass completions	23	Kellen Mond, vs Texas A&M (Oct 27, 2018)
Yards Passing	232	Kellen Mond, vs Texas A&M (Oct 27, 2018)
TD Passes	1	Thompson, S., at Kansas State (Sep 08, 2018)
	1	Andre Nunez, vs Louisiana (Sep 15, 2018)
	1	K. Toney, vs Florida (Sep 29, 2018)
	1	Kellen Mond, vs Texas A&M (Oct 27, 2018)
	1	Tua Tagovailoa, at Alabama (Nov 10, 2018)
Long Pass	47	Ty Storey, vs Arkansas (Nov 17, 2018)
Receptions	8	Ryan Davis, vs Auburn (Oct 06, 2018)
Yards Receiving	91	Ryan Davis, vs Auburn (Oct 06, 2018)
TD Receptions	1	Schoen, Dalton, at Kansas State (Sep 08, 2018)
	1	J. Bradley, vs Louisiana (Sep 15, 2018)
	1	M. Stephens, vs Florida (Sep 29, 2018)
	1	Quartney Davis, vs Texas A&M (Oct 27, 2018)
	1	Josh Jacobs, at Alabama (Nov 10, 2018)
Long Reception	47	L. Pettway, vs Arkansas (Nov 17, 2018)
Field Goals	4	Cole Tracy, at LSU (Oct 20, 2018)
Long Field Goal	49	Joseph Bulovas, at Alabama (Nov 10, 2018)
Punts	9	Caleb Lewallen, vs Stephen F. Austin (Sep 01, 2018)
Punting Avg	47.0	Arryn Siposs, vs Auburn (Oct 06, 2018)
Long Punt	65	Mac Brown, at Ole Miss (Nov 22, 2018)
Punts inside 20	5	T. Townsend, vs Florida (Sep 29, 2018)
Long Punt Return	33	Roshauud Paul, vs Texas A&M (Oct 27, 2018)
Long Kickoff Return	71	De'Vion Warren, vs Arkansas (Nov 17, 2018)
Tackles	15	Jeremiah Dinson, vs Auburn (Oct 06, 2018)
Sacks	2.0	J. Polite, vs Florida (Sep 29, 2018)
	2.0	FERGUSON, J., vs Louisiana Tech (Nov 03, 2018)
Tackles For Loss	3.0	FERGUSON, J., vs Louisiana Tech (Nov 03, 2018)
Interceptions	2	Grant Delpit, at LSU (Oct 20, 2018)

*2018 Mississippi State Football
Mississippi State Game Superlatives (as of Dec 11, 2018)
All games*

OPPONENT TEAM GAME HIGHS

Rushes	47	at Kentucky (Sep 22, 2018)
Yards Rushing	229	at Kentucky (Sep 22, 2018)
Yards Per Rush	4.9	at Kentucky (Sep 22, 2018)
TD Rushes	4	at Kentucky (Sep 22, 2018)
Pass attempts	46	vs Texas A&M (Oct 27, 2018)
Pass completions	23	vs Louisiana (Sep 15, 2018)
	23	vs Florida (Sep 29, 2018)
	23	vs Texas A&M (Oct 27, 2018)
Yards Passing	245	vs Louisiana (Sep 15, 2018)
Yards Per Pass	7.5	vs Florida (Sep 29, 2018)
TD Passes	1	at Kansas State (Sep 08, 2018)
	1	vs Louisiana (Sep 15, 2018)
	1	vs Florida (Sep 29, 2018)
	1	vs Texas A&M (Oct 27, 2018)
	1	at Alabama (Nov 10, 2018)
Total Plays	78	vs Stephen F. Austin (Sep 01, 2018)
Total Offense	357	vs Florida (Sep 29, 2018)
Yards Per Play	5.4	vs Florida (Sep 29, 2018)
Points	28	at Kentucky (Sep 22, 2018)
Sacks By	6	vs Florida (Sep 29, 2018)
First Downs	23	at Alabama (Nov 10, 2018)
Penalties	11	vs Florida (Sep 29, 2018)
Penalty Yards	90	vs Florida (Sep 29, 2018)
Turnovers	3	vs Arkansas (Nov 17, 2018)
	3	at Ole Miss (Nov 22, 2018)
Interceptions By	4	at LSU (Oct 20, 2018)
Punts	10	vs Stephen F. Austin (Sep 01, 2018)
Punting Avg	47.0	vs Auburn (Oct 06, 2018)
Long Punt	65	at Ole Miss (Nov 22, 2018)
Punts inside 20	5	vs Florida (Sep 29, 2018)
Long Punt Return	33	vs Texas A&M (Oct 27, 2018)

2018 Mississippi State Football
Mississippi State By-Quarter Statistics (as of Dec 11, 2018)
All games

3rd-Down Conversions

<i>Date</i>	<i>Opponent</i>	<i>Score</i>	<i>Overall</i>		<i>1st Qtr</i>		<i>2nd Qtr</i>		<i>3rd Qtr</i>		<i>4th Qtr</i>		<i>Overtime</i>	
Sep 01, 2018	STEPHEN F. AUSTIN	W 63-6	7-13	53.8	1-2	50.0	3-4	75.0	0-3	0.0	3-4	75.0		
Sep 08, 2018	at Kansas State	W 31-10	7-12	58.3	2-4	50.0	1-2	50.0	1-2	50.0	3-4	75.0		
Sep 15, 2018	LOUISIANA	W 56-10	8-11	72.7	4-5	80.0	3-3	100.0	0-1	0.0	1-2	50.0		
Sep 22, 2018	at Kentucky	L 7-28	7-17	41.2	1-3	33.3	3-5	60.0	3-5	60.0	0-4	0.0		
Sep 29, 2018	FLORIDA	L 6-13	2-12	16.7	0-2	0.0	1-3	33.3	1-3	33.3	0-4	0.0		
Oct 06, 2018	AUBURN	W 23-9	7-17	41.2	1-4	25.0	2-5	40.0	2-4	50.0	2-4	50.0		
Oct 20, 2018	at LSU	L 3-19	2-14	14.3	1-5	20.0	0-4	0.0	0-3	0.0	1-2	50.0		
Oct 27, 2018	TEXAS A&M	W 28-13	7-12	58.3	4-5	80.0	0-2	0.0	2-3	66.7	1-2	50.0		
Nov 03, 2018	LOUISIANA TECH	W 45-3	5-10	50.0	1-2	50.0	4-5	80.0	0-2	0.0	0-1	0.0		
Nov 10, 2018	at Alabama	L 0-24	1-13	7.7	0-2	0.0	0-3	0.0	1-5	20.0	0-3	0.0		
Nov 17, 2018	ARKANSAS	W 52-6	7-10	70.0	3-5	60.0	2-2	100.0	0-0	0.0	2-3	66.7		
Nov 22, 2018	at Ole Miss	W 35-3	6-13	46.2	2-3	66.7	1-3	33.3	1-4	25.0	2-3	66.7		
Mississippi State			66-154	42.9	20-42	47.6	20-41	48.8	11-35	31.4	15-36	41.7	0-0	0.0
Opponents			46-166	27.7	11-39	28.2	12-43	27.9	13-40	32.5	10-44	22.7	0-0	0.0

4th-Down Conversions

<i>Date</i>	<i>Opponent</i>	<i>Score</i>	<i>Overall</i>		<i>1st Qtr</i>		<i>2nd Qtr</i>		<i>3rd Qtr</i>		<i>4th Qtr</i>		<i>Overtime</i>	
Sep 01, 2018	STEPHEN F. AUSTIN	W 63-6	1-2	50.0	0-0	0.0	1-1	100.0	0-0	0.0	0-1	0.0		
Sep 08, 2018	at Kansas State	W 31-10	0-1	0.0	0-0	0.0	0-1	0.0	0-0	0.0	0-0	0.0		
Sep 15, 2018	LOUISIANA	W 56-10	1-1	100.0	1-1	100.0	0-0	0.0	0-0	0.0	0-0	0.0		
Sep 22, 2018	at Kentucky	L 7-28	0-1	0.0	0-0	0.0	0-0	0.0	0-0	0.0	0-1	0.0		
Sep 29, 2018	FLORIDA	L 6-13	0-2	0.0	0-0	0.0	0-1	0.0	0-0	0.0	0-1	0.0		
Oct 06, 2018	AUBURN	W 23-9	1-2	50.0	0-0	0.0	1-1	100.0	0-0	0.0	0-1	0.0		
Oct 20, 2018	at LSU	L 3-19	0-1	0.0	0-0	0.0	0-0	0.0	0-1	0.0	0-0	0.0		
Oct 27, 2018	TEXAS A&M	W 28-13	0-1	0.0	0-0	0.0	0-1	0.0	0-0	0.0	0-0	0.0		
Nov 03, 2018	LOUISIANA TECH	W 45-3	1-1	100.0	1-1	100.0	0-0	0.0	0-0	0.0	0-0	0.0		
Nov 10, 2018	at Alabama	L 0-24	0-2	0.0	0-0	0.0	0-0	0.0	0-0	0.0	0-2	0.0		
Nov 17, 2018	ARKANSAS	W 52-6	1-1	100.0	0-0	0.0	0-0	0.0	0-0	0.0	1-1	100.0		
Nov 22, 2018	at Ole Miss	W 35-3	0-0	0.0	0-0	0.0	0-0	0.0	0-0	0.0	0-0	0.0		
Mississippi State			5-15	33.3	2-2	100.0	2-5	40.0	0-1	0.0	1-7	14.3	0-0	0.0
Opponents			7-22	31.8	0-1	0.0	3-5	60.0	0-3	0.0	4-13	30.8	0-0	0.0

Time of Possession

<i>Date</i>	<i>Opponent</i>	<i>Score</i>	<i>Overall</i>	<i>1st Qtr</i>	<i>2nd Qtr</i>	<i>3rd Qtr</i>	<i>4th Qtr</i>	<i>Overtime</i>
Sep 01, 2018	STEPHEN F. AUSTIN	W 63-6	28:44	4:56	8:03	6:14	9:31	
Sep 08, 2018	at Kansas State	W 31-10	30:34	8:47	3:55	7:24	10:28	
Sep 15, 2018	LOUISIANA	W 56-10	32:59	8:56	7:27	8:31	8:05	
Sep 22, 2018	at Kentucky	L 7-28	29:03	5:12	9:28	8:45	5:38	
Sep 29, 2018	FLORIDA	L 6-13	26:13	7:47	8:42	4:50	4:54	
Oct 06, 2018	AUBURN	W 23-9	41:53	9:06	11:08	11:31	10:08	
Oct 20, 2018	at LSU	L 3-19	28:14	10:28	6:30	6:25	4:51	
Oct 27, 2018	TEXAS A&M	W 28-13	27:08	8:26	6:38	7:11	4:53	
Nov 03, 2018	LOUISIANA TECH	W 45-3	30:11	9:38	9:13	5:56	5:24	
Nov 10, 2018	at Alabama	L 0-24	26:05	4:17	7:47	8:35	5:26	
Nov 17, 2018	ARKANSAS	W 52-6	32:21	9:37	9:15	5:04	8:25	
Nov 22, 2018	at Ole Miss	W 35-3	36:14	8:58	7:51	8:07	11:18	
	Mississippi State	Total	369:39	96:08	95:57	88:33	89:01	0:00
		Avg.	30:48	8:00	7:59	7:22	7:25	0:00
	Opponents	Total	350:21	83:52	84:03	91:27	90:59	0:00
		Avg.	29:11	6:59	7:00	7:37	7:34	0:00



PLAYER PROFILES





JOHNATHAN ABRAM

38

Safety • 6-0 • 215 • IL • Senior

Columbia, Miss. (Jones County JC)



ABRAM'S QUICK HITS

- Came to MSU as the No. 1 junior college safety prior to beginning his career at Georgia
- Named a Second Team All-American by the American Football Coaches Association, the Athletic, CBS Sports and Sports Illustrated, becoming MSU's first safety to earn an All-American honor since Pig Prather in 2000
- Added Third Team All-American honors from the Associated Press
- Two-time 2018 All-SEC selection (AP First Team; Coaches Second Team)
- Accepted invite to play in the 2018 Reese's Senior Bowl
- Team leader in tackles with 93 over his senior season, which ranks seventh in the SEC
- Allowed a passer rating when targeted of 41.6 on 40 targets this season which leads all SEC safeties according to PFF
- Made at least five tackles in 19 of his 25 appearances as a Bulldog and has recorded at least six tackles in eight of his last nine games
- Opened senior campaign with a team-leading eight tackles vs. Stephen F. Austin (9/1)
- Led Bulldogs in total tackles for the second consecutive week with eight, including seven solo stops, at Kansas State (9/8)
- Seeing action in the second half against Louisiana (9/15), racked up four tackles and caught the first interception of his career during the third quarter
- Turned in his third eight-tackle performance of the season against Florida (9/29) and recorded his first pass breakup of the season
- Recorded the first double-digit tackle game of his career, collecting 10 at No. 5 LSU (10/20) and recorded his first sack of the season. His sack at LSU was his first since recording 1.5 sacks versus Louisville in the TaxSlayer Bowl on Dec. 30, 2017
- Collected a team-leading nine tackles and a pass break-up versus No. 16 Texas A&M (10/28)
- Started in the nickel position in place of an injured Jaquarius Landrews at No. 1 Alabama (11/10) and tied for the team lead in tackles with nine, including a tackle for loss
- Turned in a career performance on Senior Day versus Arkansas (11/17) with a team-leading and career-best 12 tackles (seven solo), 1.5 sacks, 3.5 tackles for loss, one forced fumble, two quarterback hurries and one fumble recovery
- First MSU player to record 10+ tackles and 3.5 tackles for loss in a game since All-American Benardrick McKinney had a game-high 12 tackles to go along with a career-best 3.5 tackles for loss against UAB on Sept. 6, 2014
- According to Pro Football Focus, his five quarterback pressures versus the Razorbacks were three more than any other SEC secondary player had over Week 12
- His efforts earned him SEC Co-Defensive Player of the Week (11/19) as he became the first Bulldog to bring home the laurel since Richie Brown in 2015
- Closed the regular season with four tackles, including a tackle for loss, two pass breakups and his second interception of the season at Ole Miss (11/22)

ABRAM'S CAREER STATS

YEAR	G/GS	TT	UA	A	TFL-YDS	SCK-YDS	FF/FR	PBU	INT-YDS
2017	13/7	71	43	28	5.0-25	2.0-18	2/0	5	0-0
2018	12/10	93	49	44	7.5-28	2.5-15	1/1	5	2-9
TOTAL	25/17	164	92	72	12.5-53	4.5-33	3/1	10	2-9

ABRAM'S 2018 GAME-BY-GAME STATS

OPPONENT	TT	UA	A	TFL-YDS	SCK-YDS	FF/FR	PBU	INT-YDS
Stephen F. Austin*	8	5	3	0.5-2	0.0-0	0/0	0	0-0
at Kansas State*	8	7	1	0.0-0	0.0-0	0/0	0	0-0
Louisiana	4	0	4	0.0-0	0.0-0	0/0	0	1-0
at Kentucky*	6	5	1	0.0-0	0.0-0	0/0	0	0-0
Florida*	8	0	8	0.0-0	0.0-0	0/0	1	0-0
Auburn*	9	6	3	0.0-0	0.0-0	0/0	1	0-0
at LSU	10	5	5	1.0-5	1.0-5	0/0	0	0-0
Texas A&M*	9	4	5	0.0-0	0.0-0	0/0	1	0-0
Louisiana Tech*	6	3	3	0.5-1	0.0-0	0/0	0	0-0
at Alabama*	9	5	4	1.0-4	0.0-0	0/0	0	0-0
Arkansas*	12	7	5	3.5-15	1.5-10	1/1	0	0-0
at Ole Miss*	4	2	2	1.0-1	0.0-0	0/0	2	1-9
TOTAL	93	49	44	7.5-28	2.5-15	1/1	5	2-9



FLETCHER ADAMS

43

Defensive End • 6-2 • 265 • 2L • Junior

Brandon, Miss. (Brandon)

ADAMS' QUICK HITS

- Made a tackle in 30 of his 36 career appearances as a Bulldog
- Recorded three solo tackles at Kansas State (9/8) and set a career high with a sack for a loss of eight yards
- Made his first start of the season at No. 5 LSU (10/20) and collected two tackles, including a half tackle for loss
- Collected multiple tackles for the second straight week with two versus No. 16 Texas A&M, including a half tackle for loss
- Also picked up multiple tackles with two versus Louisiana Tech (11/3) and two at No. 1 Alabama (11/10)
- Has two brothers, Tyler, who played basketball at Georgetown, and Nelson, a former teammate at Mississippi State

ADAMS' CAREER STATS

YEAR	G/GS	TT	UA	A	TFL-YDS	SCK-YDS	FF/FR	PBU	INT-YDS
2016	11/0	16	4	12	0.5-2	0.0-0	0/0	0	0-0
2017	13/6	26	9	17	3.5-15	0.5-2	1/0	1	0-0
2018	12/1	18	6	12	2.0-10	1.0-8	0/0	0	0-0
TOTAL	36/7	60	19	41	6.0-27	1.5-10	1/0	1	0-0

ADAMS' 2018 GAME-BY-GAME STATS

OPPONENT	TT	UA	A	TFL-YDS	SCK-YDS	FF/FR	PBU	INT-YDS
Stephen F. Austin	2	0	2	0.0-0	0.0-0	0/0	0	0-0
at Kansas State	3	3	0	1.0-8	1.0-8	0/0	0	0-0
Louisiana	1	0	1	0.0-0	0.0-0	0/0	0	0-0
at Kentucky	1	0	1	0.0-0	0.0-0	0/0	0	0-0
Florida	2	0	2	0.0-0	0.0-0	0/0	0	0-0
Auburn	0	0	0	0.0-0	0.0-0	0/0	0	0-0
at LSU*	2	0	2	0.5-1	0.0-0	0/0	0	0-0
Texas A&M	2	1	1	0.5-1	0.0-0	0/0	0	0-0
Louisiana Tech	2	0	2	0.0-0	0.0-0	0/0	0	0-0
at Alabama	2	1	1	0.0-0	0.0-0	0/0	0	0-0
Arkansas	0	0	0	0.0-0	0.0-0	0/0	0	0-0
Ole Miss	1	1	0	0.0-0	0.0-0	0/0	0	0-0
TOTAL	18	6	12	2.0-10	1.0-8	0/0	0	0-0



STEPHEN ADEGOKE

19

Safety • 6-0 • 210 • SQ • Senior
Snellville, Ga. (San Diego Mesa College)



ADEGOKE'S QUICK HITS

- Backup safety who also sees times on special teams coverage
- Placed on scholarship during fall camp
- Earned his bachelor's degree in communication studies in May and is currently pursuing his master's degree in business administration
- Collected two tackles in the season opener versus Stephen F. Austin (9/1)
- Matched his season high with two stops versus Louisiana (9/15)
- Recorded the first interception of his career with a fourth-quarter pick versus Louisiana Tech (11/3), returning it 29 yards
- Turned in his third multi-tackle game of the season with two solo stops on Senior Day versus Arkansas (11/17)

ADEGOKE'S CAREER STATS

YEAR	G/GS	TT	UA	A	TFL-YDS	SCK-YDS	FF/FR	PBU	INT-YDS
2017	3/0	5	2	3	0.0-0	0.0-0	0/0	1	0-0
2018	12/0	8	4	4	0.0-0	0.0-0	0/0	1	1-29
TOTAL	15/0	13	6	7	0.0-0	0.0-0	0/0	2	1-29

ADEGOKE'S 2018 GAME-BY-GAME STATS

OPPONENT	TT	UA	A	TFL-YDS	SCK-YDS	FF/FR	PBU	INT-YDS
Stephen F. Austin	2	0	2	0.0-0	0.0-0	0/0	0	0-0
at Kansas State	0	0	0	0.0-0	0.0-0	0/0	0	0-0
Louisiana	2	0	2	0.0-0	0.0-0	0/0	0	0-0
at Kentucky	1	1	0	0.0-0	0.0-0	0/0	0	0-0
Florida	0	0	0	0.0-0	0.0-0	0/0	0	0-0
Auburn	0	0	0	0.0-0	0.0-0	0/0	0	0-0
at LSU	0	0	0	0.0-0	0.0-0	0/0	0	0-0
Texas A&M	0	0	0	0.0-0	0.0-0	0/0	1	0-0
Louisiana Tech	0	0	0	0.0-0	0.0-0	0/0	0	1-29
at Alabama	1	1	0	0.0-0	0.0-0	0/0	0	0-0
Arkansas	2	2	0	0.0-0	0.0-0	0/0	0	0-0
at Ole Miss	0	0	0	0.0-0	0.0-0	0/0	0	0-0
TOTAL	8	4	4	0.0-0	0.0-0	0/0	1	1-29



LEE AUTRY

97

Defensive Tackle • 6-2 • 310 • 2L • Junior
Albemarle, N.C. (Itawamba [MS] CC)

AUTRY'S QUICK HITS

- Redshirted in 2017 after spending two seasons at Itawamba Community College
- Rated No. 2 JUCO defensive tackle by ESPN
- Brother is current Indianapolis Colt and former MSU defensive lineman Denico Autry (2012-13)
- Made MSU debut versus Stephen F. Austin (9/1) and recorded three tackles
- Earned the first start of his career versus No. 16 Texas A&M in place of an injured Braxton Hoyett and collected two tackles.

AUTRY'S CAREER STATS

YEAR	G/GS	TT	UA	A	TFL-YDS	SCK-YDS	FF/FR	PBU	INT-YDS
2018	12/1	11	2	9	0.0-0	0.0-0	0/0	0	0-0
TOTAL	12/1	11	2	9	0.0-0	0.0-0	0/0	0	0-0

AUTRY'S 2018 GAME-BY-GAME STATS

OPPONENT	TT	UA	A	TFL-YDS	SCK-YDS	FF/FR	PBU	INT-YDS
Stephen F. Austin	3	1	2	0.0-0	0.0-0	0/0	0	0-0
at Kansas State	0	0	0	0.0-0	0.0-0	0/0	0	0-0
Louisiana	1	0	1	0.0-0	0.0-0	0/0	0	0-0
at Kentucky	0	0	0	0.0-0	0.0-0	0/0	0	0-0
Florida	0	0	0	0.0-0	0.0-0	0/0	0	0-0
Auburn	0	0	0	0.0-0	0.0-0	0/0	0	0-0
at LSU	2	0	3	0.0-0	0.0-0	0/0	0	0-0
Texas A&M*	2	0	2	0.0-0	0.0-0	0/0	0	0-0
Louisiana Tech	1	0	1	0.0-0	0.0-0	0/0	0	0-0
at Alabama	1	1	0	0.0-0	0.0-0	0/0	0	0-0
Arkansas	0	0	0	0.0-0	0.0-0	0/0	0	0-0
at Ole Miss	1	0	1	0.0-0	0.0-0	0/0	0	0-0
TOTAL	11	2	9	0.0-0	0.0-0	0/0	0	0-0



TRE BROWN

96

Defensive Tackle • 6-4 • 315 • 1L • Senior
Ackerman, Miss. (Copiah-Lincoln [MS] CC)



BROWN'S QUICK HITS

- Came to MSU as one of the nation's top junior college defensive lineman after playing two seasons at Copiah-Lincoln
- Recorded at least one tackle in 13 of 24 games as a Bulldog
- Made the first start of his career at No. 5 LSU (10/20)

BROWN'S CAREER STATS

YEAR	G/GS	TT	UA	A	TFL-YDS	SCK-YDS	FF/FR	PBU	INT-YDS
2017	13/0	16	7	9	2.5-6	0.0-0	1/1	0	0-0
2018	12/1	5	1	4	0.0-0	0.0-0	0/0	0	0-0
TOTAL	25/1	21	8	13	2.5-6	0.0-0	1/1	0	0-0

BROWN'S 2018 GAME-BY-GAME STATS

OPPONENT	TT	UA	A	TFL-YDS	SCK-YDS	FF/FR	PBU	INT-YDS
Stephen F. Austin	2	1	1	0.0-0	0.0-0	0/0	0	0-0
at Kansas State	1	0	1	0.0-0	0.0-0	0/0	0	0-0
Louisiana	0	0	0	0.0-0	0.0-0	0/0	0	0-0
at Kentucky	0	0	0	0.0-0	0.0-0	0/0	0	0-0
Florida	1	0	1	0.0-0	0.0-0	0/0	0	0-0
Auburn	0	0	0	0.0-0	0.0-0	0/0	0	0-0
at LSU*	0	0	0	0.0-0	0.0-0	0/0	0	0-0
Texas A&M	1	0	1	0.0-0	0.0-0	0/0	0	0-0
Louisiana Tech	0	0	0	0.0-0	0.0-0	0/0	0	0-0
at Alabama	0	0	0	0.0-0	0.0-0	0/0	0	0-0
Arkansas*	0	0	0	0.0-0	0.0-0	0/0	0	0-0
at Ole Miss	0	0	0	0.0-0	0.0-0	0/0	0	0-0
TOTAL	5	1	4	0.0-0	0.0-0	0/0	0	0-0



JACE CHRISTMANN

47

Kicker • 6-0 • 200 • 1L • Sophomore
Houston, Texas (Memorial)

CHRISTMANN'S QUICK HITS

- Walk-on who turned in an impressive debut performance en route to 2017 Freshman All-American (FWAA) and SEC All-Freshman Team honors
- Serves as MSU's primary placekicker
- Connected on 21 of 27 career field goal attempts with a career-long of 47 yards
- Surpassed Bob Morgan (1980-82) for sixth place in MSU history for career PATs made with a perfect mark of 82 of 82
- Closed the 2018 regular season 9 of 13 on field goal attempts and 40 of 40 on PATs, which ranks sixth in MSU single-season history
- Scored MSU's lone points against Florida (9/29) with a 34-yard and 39-yard field goal
- Tied his career-high with three made field goals against No. 8 Auburn (10/6), nailing field goals of 25, 47 and 32 yards to match his previous best set versus LSU on Sept. 16, 2017. His 47-yard field goal with 10:13 remaining in the second quarter was a career long, besting his previous high of 45 set against LSU last season
- Converted two extra points against Auburn to account for 11 of MSU's 23 points
- Match his career long with a 47-yard field goal vs. Louisiana Tech (11/3)

CHRISTMANN'S CAREER FIELD GOAL BREAKDOWN

YEAR	ALL	1-19	20-29	30-39	40-49	50+	LG	BLK
2017	12-14	0-0	6-6	3-3	3-5	0-0	45	0
2018	9-13	2-2	1-1	4-5	2-5	0-0	47	1
TOTAL	21-27	2-2	7-7	7-8	5-10	0-0	47	1

CHRISTMANN'S 2018 FIELD GOAL SEQUENCE

OPPONENT	MADE	MISSED
Stephen F. Austin	N/A	40
at Kansas State	30	44
Louisiana	N/A	N/A
at Kentucky	N/A	N/A
Florida	34, 39	N/A
Auburn	25, 47, 32	31
at LSU	19	N/A
Texas A&M	N/A	N/A
Louisiana Tech	47	N/A
at Alabama	N/A	41
Arkansas	19	N/A
at Ole Miss	N/A	N/A



CAMERON DANTZLER

3

Cornerback • 6-2 • 175 • 1L • Sophomore
Hammond, La. (St. Thomas Aquinas)

DANTZLER'S QUICK HITS

- Appeared in 13 contests as a redshirt freshman in 2017 and earned a starting role over the course of spring and fall camps
- Named to the 2018 All-SEC Second Team by the Associated Press
- Leads all SEC cornerbacks with a 33.3 passer rating when targeted and allowed just 38 percent of his targets to be caught over the regular season according to PFF
- Finished with the third best overall grade (87.2) among all SEC cornerbacks
- Ranks tied for fifth in the SEC with nine pass breakups over the 2018 season
- Made first collegiate start in MSU's season opener versus Stephen F. Austin (9/1), recording three tackles
- Targeted seven times against SFA and only allowed one catch for five yards while recording a career-best three pass breakups
- Set a career-high with seven tackles, including six solo stops, versus Louisiana (9/15)
- Grabbed six tackles at Kentucky (9/22) and recorded his first tackle for loss of the season
- Collected five tackles and secured his first interception of the season against Florida (9/29). The pick was the second of his career and his first since the 2017 TaxSlayer Bowl
- Targeted seven times against No. 8 Auburn (10/6) and allowed zero catches, matching his career high with three pass breakups
- Prevented No. 5 LSU (10/20) from a scoring opportunity with an interception in the end zone late in the first quarter at Tiger Stadium for his second pick of the season and third of his career
- Recorded four solo tackles at No. 1 Alabama (11/10), matching his career high with a tackle for loss and recording the first sack of his career

DANTZLER'S CAREER STATS

YEAR	G/GS	TT	UA	A	TFL-YDS	SCK-YDS	FF/FR	PBU	INT-YDS
2017	13/0	25	15	10	2.0-9	0.0-0	0/0	3	1-15
2018	12/12	38	28	10	1.5-10	1.0-9	0/0	9	2-8
TOTAL	25/12	63	43	20	3.5-19	1.0-9	0/0	12	3-23

DANTZLER'S 2018 GAME-BY-GAME STATS

OPPONENT	TT	UA	A	TFL-YDS	SCK-YDS	FF/FR	PBU	INT-YDS
Stephen F. Austin*	3	2	1	0.0-0	0.0-0	0/0	3	0-0
at Kansas State*	1	1	0	0.0-0	0.0-0	0/0	1	0-0
Louisiana*	7	6	1	0.0-0	0.0-0	0/0	0	0-0
at Kentucky*	6	4	2	0.5-1	0.0-0	0/0	0	0-0
Florida*	5	2	3	0.0-0	0.0-0	0/0	0	1-7
Auburn*	1	1	0	0.0-0	0.0-0	0/0	3	0-0
at LSU*	1	1	0	0.0-0	0.0-0	0/0	0	1-1
Texas A&M*	4	3	1	0.0-0	0.0-0	0/0	0	0-0
Louisiana Tech*	2	1	1	0.0-0	0.0-0	0/0	1	0-0
at Alabama*	4	4	0	1.0-9	1.0-9	0/0	0	0-0
Arkansas*	2	1	1	0.0-0	0.0-0	0/0	0	0-0
at Ole Miss*	2	2	0	0.0-0	0.0-0	0/0	1	0-0
TOTAL	38	28	10	1.5-10	1.0-9	0/0	9	2-8



TUCKER DAY

42

**Punter/Kicker • 6-0 • 205 • IL • Sophomore
Brentwood, Tenn. (Brentwood)**

DAY'S QUICK HITS

- A versatile specialist that serves as MSU's primary punter and averages 38.1 yards per punt
- No. 1 punter out of high school according to Chris Sailer Kicking
- Attempted the first punts of his career in MSU's season opener versus Stephen F. Austin (9/1). Punted three times against the Lumberjacks for 123 total yards (41.0 avg.)
- Punted seven times at Kentucky (9/22) for 265 total yards (37.9 avg.), including a career-long of 59 yards, and pinned the Wildcats inside their own 20 on three occasions
- Booted a career-high eight punts at No. 1 Alabama (11/10) for a total of 294 yards to average 36.8 yards per punt. Pinned the Tide inside its own 20 twice in the contest and connected on a 51-yard punt, his second punt of 50+ yards of his career
- Pinned Ole Miss (11/22) inside its own 20 on three of his six punts, totaling 231 (38.5 avg.) on the night

DAY'S CAREER PUNTING STATS

YEAR	G	NO.	YARDS	LG	AVG	120	50+
2017	2	0	0	0	0.0	0	0
2018	12	42	1599	59	38.1	12	2
TOTAL	14	42	1599	59	38.1	12	2



MALIK DEAR

9

**Wide Receiver • 5-9 • 225 • 2L • Junior
Jackson, Miss. (Murrah)**



DEAR'S QUICK HITS

- Nickname is "Weeble"
- A veteran wide receiver that was a starter in 2016
- Played in 33 career games and accounted for six touchdowns
- Missed the entire 2017 season after suffering an ACL injury in March during spring practices
- Seen the bulk of his playing time as a kick return for the Bulldogs this season
- Saw his first action since the 2016 season and recorded a 12-yard reception against Louisiana (9/15)
- Recorded his first kick return of the 2018 season versus Louisiana Tech (11/3), returning the opening the kick of the game 27 yards
- Matched his season long with a 27-yard kick return at Ole Miss (11/22)

DEAR'S CAREER RECEIVING STATS

YEAR	G/GS	NO.	YDS	AVG.	TD	LP/OPPONENT
2015	11/0	22	217	9.9	2	27/LA TECH
2016	12/9	23	264	11.5	2	33/SAMFORD
2018	10/0	1	12	12.0	0	12/LOUISIANA
TOTAL	33/9	46	493	10.7	4	33/SAMFORD

DEAR'S CAREER RUSHING STATS

YEAR	G/GS	NO.	YDS	AVG.	TD	LP/OPPONENT
2015	11/0	11	110	10.0	1	52/TEXAS A&M
2016	12/9	17	124	7.3	1	45/KENTUCKY
2018	10/0	0	0	0.0	0	---
TOTAL	33/9	28	234	8.4	2	52/TEXAS A&M

DEAR'S KICK RETURN STATS

YEAR	G/GS	NO.	YDS	AVG	LG	TD
2015	11/0	5	99	19.8	34	0
2016	12/9	10	126	12.6	23	0
2018	10/0	2	54	27.0	27	0
TOTAL	33/9	17	279	16.4	34	0

DEAR'S 2018 GAME-BY-GAME RECEIVING STATS

OPPONENT	NO.	YDS	AVG.	TD
Stephen F. Austin	---	DNP---		
at Kansas State	---	DNP---		
Louisiana	1	12	12.0	0
at Kentucky	0	0	0.0	0
Florida	0	0	0.0	0
Auburn	0	0	0.0	0
at LSU	0	0	0.0	0
Texas A&M	0	0	0.0	0
Louisiana Tech	0	0	0.0	0
at Alabama	0	0	0.0	0
Arkansas	0	0	0.0	0
at Ole Miss	0	0	0.0	0
TOTAL	1	12	12.0	0



NICK FITZGERALD

7

Quarterback • 6-5 • 230 • 3L • Senior
Richmond Hill, Ga. (Richmond Hill)



FITZGERALD'S QUICK HITS

- Voted a 2018 team captain after the spring game
- Earned his degree in finance in December 2017
- Surpassed Tim Tebow for most rushing yards all-time by an SEC quarterback and is the only quarterback in SEC history to rush for over 3,000 career yards
- Jumped Dak Prescott as Mississippi State's all-time leader in quarterback rushing yards and is just the third Bulldog in program history to eclipse 3,000 yards rushing
- His 3,504 rushing yards rank second in MSU career history behind only Anthony Dixon (2006-09)
- Just the third quarterback in MSU history to throw for over 6,000 yards in a career
- The third quarterback in SEC history to have completed three seasons of 10+ passing and 10+ rushing touchdowns, joining Tim Tebow and Dak Prescott
- Rushed for over 100 yards in 11 of his last 15 appearances and has a total of 20 100-yard rushing games in his career, breaking Anthony Dixon's school record
- Turned in his third season with at least five 100-yard rushing games and turned in the second 1,000-yard rushing season of his career with 1,018 yards on the ground over the 2018 regular season
- Has been responsible for 99 total touchdowns over his MSU career, which ranks second in program history and eighth in SEC history
- Career passing touchdowns stand at 54, which surpassed Tyler Russell (2010-13) for second all-time in MSU history
- With 45 career rushing touchdowns to his credit, he surpassed Anthony Dixon for the MSU record. The mark also tied Auburn's Carnell Williams for fourth place in SEC history
- Avoided 26 tackles on his rushing attempts this season, which was 12 more than any other quarterback in the conference
- Made his 2018 season debut at Kansas State (9/8), returning to the field for the first time since suffering a broken ankle during the first quarter of the Egg Bowl (11/23/17)
- Rushed for 159 yards on 19 carries against the Wildcats, the most rushing yards he had accumulated since picking up 258 yards on the ground during the 2016 Egg Bowl
- Accounted for six touchdowns - one shy of his SEC and school record - to go along with 350 yards of total offense against Louisiana (9/15) and became the first SEC player to record at least four rushing touchdowns, two passing touchdowns and 100 yards rushing in the same game since he did it two years ago against Arkansas (11/19/2016)
- First SEC player to record four rushing scores in a game since Auburn's Kerryon Johnson had five against Missouri (9/23/17)
- Joined Peyton Barber and Tre Mason as the only SEC players in the last 20 seasons with multiple games of four touchdowns rushing
- Selected a Manning Award Star of the Week (9/17) after his performance against the Ragin' Cajuns
- Accounted for 264 yards of total offense and two touchdowns against No. 8 Auburn (10/6) en route to shattering Tim Tebow's SEC career record for rushing yards by a quarterback and earning SEC Offensive Player of the Week (10/8) for the fifth time in his career
- His 195 yards on the ground against the Tigers were the most by an FBS quarterback versus a Power 5 team this season. Auburn entered the contest having allowed only one rushing touchdown and 92.8 yards per game on the ground all year
- Of his 195 rushing yards against Auburn, 137 yards were gained after contact, which was the most after-contact yardage he has ever gained in a single game and just the second time in his career that he gained over 100 yards after contact.
- Accounted for 329 yards of total offense and four touchdowns against No. 16 Texas A&M (10/27), including a career-long, game-clinching 76-yard TD run with 2:17 to play
- Rushed for 88 yards and two scores against an Aggie defense that led the SEC and ranked fourth nationally against the run
- Racked up a season-best 241 passing yards against the Aggies. The passing yards output was his best in an SEC game since throwing for 328 on Nov. 19, 2016, as a sophomore against Arkansas.
- Threw touchdown passes of 25 and 38 yards, and he fired a career-long 84-yard pass to Stephen Guidry on a 3rd-and-21 that set up one of his rushing scores in the fourth quarter.
- His efforts against the Aggies earned his sixth SEC Offensive Player of the Week

(10/29) honor, breaking Dak Prescott's school record. He also added Davey O'Brien "Great 8" and Manning Award Star of the Week accolades.

- Turned in his most efficient passing performance of the season, throwing for 243 yards on 17-of-28 passing and a season-high four touchdowns versus Louisiana Tech (11/3)
- It was the second time in his career that he has thrown at least four touchdowns in a single game and his first time to do so since throwing for a career-high five against Samford on Oct. 29, 2016
- It was also the first time in his career that he had thrown four touchdown passes in the first half and the first time in his career that he had thrown for three or more touchdowns in the first quarter of a game
- Added 107 yards on the ground on 18 carries, finishing with 350 yards of total offense versus Louisiana Tech
- Accounted for five touchdowns in State's largest victory ever over Arkansas (11/17) and finished the game with 212 yards of total offense. He was an efficient 9-of-14 through the air with his final four completions of the game all being touchdown passes. His four touchdown passes were the most in an SEC game in his career
- Racked up 228 yards of total offense, including 117 yards on the ground, and accounted for three touchdowns - two rushing, one passing - at Ole Miss (11/22)

FITZGERALD'S CAREER PASSING STATS

YEAR	G/GS	CMP	ATT	TD	PCT	YDS	INT
2015	8/0	11	14	3	.786	235	0
2016	13/13	196	361	21	.543	2423	10
2017	12/12	159	286	15	.556	1782	11
2018	11/11	131	249	15	.526	1615	7
TOTALS	44/36	497	920	54	.540	6055	28

FITZGERALD'S CAREER RUSHING STATS

YEAR	G/GS	NO.	YDS	AVG.	TD
2015	8/0	23	127	5.5	3
2016	13/13	195	1375	7.1	16
2017	12/12	162	984	6.1	14
2018	11/11	201	1018	5.1	12
TOTALS	44/36	581	3504	6.0	45

FITZGERALD'S CAREER TOTAL OFFENSE

YEAR	G/GS	RUSH	PASS	TOTAL	AVG./G
2015	8/0	127	235	362	45.4
2016	13/13	1375	2423	3798	292.2
2017	12/12	984	1782	2766	230.5
2018	11/11	1018	1615	2633	239.4
TOTALS	44/36	3504	6055	9559	217.3

FITZGERALD'S 2018 GAME-BY-GAME STATS

OPPONENT	CMP	ATT	INT	PCT	YDS	TD	RSH	YDS	TD
Stephen F. Austin				---	DNP---				
at Kansas State*	11	27	1	.407	154	2	19	159	0
Louisiana*	14	21	0	.667	243	2	15	197	4
at Kentucky*	16	32	1	.599	145	0	16	20	1
Florida*	11	26	0	.423	98	0	20	32	0
Auburn*	9	17	1	.529	69	0	28	195	2
at LSU*	8	24	4	.333	59	0	23	131	0
Texas A&M*	14	22	0	.636	241	2	16	88	2
Louisiana Tech*	17	28	0	.607	243	4	18	107	0
at Alabama*	11	20	0	.550	125	0	14	-23	0
Arkansas*	9	14	0	.643	127	4	14	85	1
at Ole Miss*	11	18	0	.611	111	1	18	117	2
TOTALS	131	249	7	.526	1615	15	201	1018	12



WILLIE GAY JR.

6

Linebacker • 6-2 • 235 • 1L • Sophomore
Starkville, Miss. (Starkville)

GAY'S QUICK HITS

- A Starkville native that has appeared in 25 total games with five starts
- Made at least one tackle in 16 of his last 18 appearances and has recorded at least four tackles in six of MSU's last eight games
- His coverage grade of 90.8 by Pro Football Focus is second among all SEC linebackers
- Allowed a passer rating when targeted of just 43.8 this season, which ranked first among all SEC linebackers according to PFF
- Only allowed 0.38 yards per coverage snap in 2018, which also led all SEC linebackers
- Allowed zero touchdowns with one interception and one pass break-up on 15 targets
- Earned the first start of his career on the road at Kansas State (9/8)
- Collected three tackles against Louisiana (9/15), adding a sack and tackle for loss
- Tied his then career-high with four tackles against Florida (9/29), adding a half tackle for loss and his first pass breakup of the season
- Matched his four-tackle performance for the second consecutive week with four stops versus No. 8 Auburn (10/6)
- Making his first start in SEC play, recorded five tackles at No. 5 LSU (10/20), including three solo stops
- Turned in a career performance at No. 1 Alabama (11/10), collecting a career-best nine tackles, including six solo stops, and set career highs in both tackles for loss (2.0) and sacks (2.0)
- His two sacks were the most by a player versus Alabama since Shaq Lawson (2) and Kevin Dodd (3) of Clemson in the CFP National Championship Game on Jan. 11, 2016
- During an Alabama offensive drive in the third quarter, recorded a sack and followed up with his first career interception on back-to-back plays. It was just the second time this season that Alabama's Tua Tagovailoa had been intercepted
- Earned his second straight start versus Arkansas (11/17) and recorded seven tackles, including 1.5 tackles for loss and 1.5 sacks
- Recovered the first fumble of his career at Ole Miss (11/22)

GAY'S CAREER STATS

YEAR	G/GS	TT	UA	A	TFL-YDS	SCK-YDS	FF/FR	PBU	INT-YDS
2017	13/0	23	8	15	2.0-7	1.0-4	1/0	2	0-0
2018	12/5	44	18	26	5.0-45	4.5-44	0/1	1	1-3
TOTAL	25/5	67	26	44	7.0-52	5.5-48	1/1	3	1-3

GAY'S 2018 GAME-BY-GAME STATS

OPPONENT	TT	UA	A	TFL-YDS	SCK-YDS	FF/FR	PBU	INT-YDS
Stephen F. Austin	3	0	3	0.0-0	0.0-0	0/0	0	0-0
at Kansas State*	0	0	0	0.0-0	0.0-0	0/0	0	0-0
Louisiana	3	2	1	1.0-7	1.0-7	0.0	0	0-0
at Kentucky	2	1	1	0.0-0	0.0-0	0/0	0	0-0
Florida	4	1	3	0.5-1	0.0-0	0/0	1	0-0
Auburn	4	1	3	0.0-0	0.0-0	0/0	0	0-0
at LSU*	5	3	2	0.0-0	0.0-0	0/0	0	0-0
Texas A&M	2	1	1	0.0-0	0.0-0	0/0	0	0-0
Louisiana Tech	5	1	4	0.0-0	0.0-0	0/0	0	0-0
at Alabama*	9	6	3	2.0-21	2.0-21	0/0	0	1-3
Arkansas*	7	2	5	1.5-16	1.5-16	0/0	0	0-0
at Ole Miss*	0	0	0	0.0-0	0.0-0	0/1	0	0-0
TOTAL	44	18	26	5.0-45	4.5-44	0/1	1	1-3



NICK GIBSON

21

Running Back • 5-11 • 215 • 2L • Junior
Birmingham, Ala. (Pinson Valley)

GIBSON'S QUICK HITS

- Appeared in 24 career games and made his first collegiate start last season at Arkansas
- Two-time member of the SEC Academic Honor Roll
- His 12-yard reception at No. 5 LSU (10/20) match his career long, which he set last season at Texas A&M on Oct. 28, 2017
- Rushed for a career-high 64 yards versus Louisiana Tech (11/3), including a career-long rush of 62 yards in the fourth quarter
- Rushed nine times for 48 yards versus Arkansas (11/17), including an 8-yard touchdown during the second quarter for his first score of the season. It was his first touchdown since Oct. 28, 2017, at Texas A&M

GIBSON'S CAREER RUSHING STATS

YEAR	G/GS	NO.	YDS	AVG.	TD	LP/OPPONENT
2016	3/0	9	57	6.3	0	14/SAMFORD
2017	13/1	45	239	5.3	1	39/GEORGIA
2018	8/0	26	193	7.4	1	62/LA TECH
TOTALS	24/1	80	489	6.1	2	62/LA TECH

GIBSON'S CAREER RECEIVING STATS

YEAR	G/GS	NO.	YDS	AVG.	TD	LP/OPPONENT
2016	3/0	0	0	0.0	0	---
2017	13/1	3	25	8.3	0	12/TEXAS A&M
2018	8/0	5	36	7.2	0	12/LSU
TOTAL	24/1	8	61	7.6	0	12/LSU

GIBSON'S 2018 RUSHING GAME-BY-GAME STATS

OPPONENT	NO.	YDS	AVG.	TD
Stephen F. Austin	2	21	10.5	0
at Kansas State	3	14	4.7	0
Louisiana	3	8	2.7	0
at Kentucky	---	DNP---		
Florida	---	DNP---		
Auburn	---	DNP---		
at LSU	0	0	0.0	0
Texas A&M	4	22	5.5	0
Louisiana Tech	2	64	32.0	0
at Alabama	---	DNP---		
Arkansas	9	48	5.3	1
at Ole Miss	3	16	5.3	0
TOTAL	26	193	7.4	1

GIBSON'S 2018 RECEIVING GAME-BY-GAME STATS

OPPONENT	NO.	YDS	AVG.	TD
Stephen F. Austin	1	9	9.0	0
at Kansas State	1	9	9.0	0
Louisiana	1	6	6.0	0
at Kentucky	---	DNP---		
Florida	---	DNP---		
Auburn	---	DNP---		
at LSU	1	12	12.0	0
Texas A&M	0	0	0.0	0
Louisiana Tech	1	0	0.0	0
at Alabama	---	DNP---		
Arkansas	0	0	0.0	0
at Ole Miss	0	0	0.0	0
TOTAL	5	36	7.2	0



SCOTT GOODMAN

48

Kicker • 5-10 • 200 • HS • Freshman
Brandon, Miss. (Brandon)

GOODMAN'S QUICK HITS

- Preferred walk-on who turned down several scholarship offers to attend MSU
- Serves as MSU's primary specialist on kickoffs
- 28 of 63 kickoffs attempts have been touchbacks
- Made MSU debut in the season opener versus Stephen F. Austin (9/1), totaling 643 yards on 10 attempts with four touchbacks
- Six of his nine kickoffs against Louisiana (9/15) went for touchbacks as he averaged 65.0 yards per kick against the Ragin' Cajuns

GOODMAN'S CAREER KICKOFF STATS

YEAR	G	NO.	YARDS	AVG	TB
2018	12	63	3901	61.9	28
TOTAL	12	63	3901	61.9	28



FARROD GREEN

82

Tight End • 6-4 • 240 • 2L • Junior
Wesson, Miss. (Wesson Attendance Center)

GREEN'S QUICK HITS

- A key blocker during MSU's high-powered rushing attack
- Started 21 of 37 games played over career
- Averages 12.3 yards per catch over his Bulldog career
- Turned in his first multi-reception game of the season against No. 8 Auburn (10/6) with two catches for a season-high 23 yards

GREEN'S CAREER STATS

YEAR	G/GS	NO.	YDS	AVG.	TD	LP/OPPONENT
2016	12/8	11	121	11.0	1	18/ALABAMA
2017	13/13	9	174	19.3	0	62/CSU
2018	12/0	10	74	7.4	0	13/AUBURN
TOTAL	37/21	30	369	12.3	1	62/CSU

GREEN'S 2018 GAME-BY-GAME STATS

OPPONENT	NO.	YDS	AVG.	TD
Stephen F. Austin	1	9	9.0	0
at Kansas State	1	5	5.0	0
Louisiana	0	0	0.0	0
at Kentucky	0	0	0.0	0
Florida	1	8	8.0	0
Auburn	2	23	11.5	0
at LSU	1	5	5.0	0
Texas A&M	0	0	0.0	0
Louisiana Tech	0	0	0.0	0
at Alabama	1	12	12.0	0
Arkansas	1	11	11.0	0
at Ole Miss	2	1	0.5	0
TOTAL	10	74	7.4	0



GERRI GREEN

4

Defensive End • 6-4 • 255 • 3L • Senior
Greenville, Miss. (Greenville)



GREEN'S QUICK HITS

- Nickname is "G4"
- Selected by his teammates as the 2018 defensive captain following the spring game
- Elected to the SEC Football Student-Athlete Leadership Council in back-to-back years in 2017 and 2018
- Team leader in community service and a nominee for the 2018 Wuerffel Trophy
- MSU's representative on the 2018 SEC Football Community Service Team
- Recorded 160 total tackles as a Bulldog and has started 26 of 51 career games
- Forced six turnovers in his career: three forced fumbles and three interceptions
- Collected at least two tackles in 10 of his 12 starts over the 2018 season
- Turned in season-best performance against Florida (9/29) with four tackles and 1.5 tackles for loss, including a first-quarter sack for a loss of 10 yards
- Matched his season high with four tackles on the road at No. 5 LSU (10/20)
- Recorded three tackles at Ole Miss (11/22), including two tackles for loss and a sack
- His two TFLs matched his career-high that he set last season at Louisiana Tech

GREEN'S CAREER STATS

YEAR	G/GS	TT	UA	A	TFL-YDS	SCK-YDS	FF/FR	PBU	INT-YDS
2015	13/1	49	20	29	2.5-9	0-0-0	0/0	1	2-0
2016	13/0	43	18	25	0.5-2	0-0-0	0/1	1	0-0
2017	13/13	38	13	25	11.0-35	5.0-22	3/1	3	1-84
2018	12/12	30	8	22	6.5-30	3.5-26	0/0	1	0-0
TOTAL	51/26	160	59	101	20.5-76	8.5-48	3/2	6	3-84

GREEN'S 2018 GAME-BY-GAME STATS

OPPONENT	TT	UA	A	TFL-YDS	SCK-YDS	FF/FR	PBU	INT-YDS
Stephen F. Austin*	3	1	2	1.5-6	1.0-6	0/0	0	0-0
at Kansas State*	0	0	0	0.0-0	0.0-0	0/0	0	0-0
Louisiana*	2	0	2	0.5-3	0.5-3	0/0	0	0-0
at Kentucky*	2	1	1	0.5-0	0.0-0	0/0	0	0-0
Florida*	4	1	3	1.5-11	1.0-10	0/0	0	0-0
Auburn*	3	1	2	0.0-0	0.0-0	0/0	0	0-0
at LSU*	4	0	4	0.0-0	0.0-0	0/0	0	0-0
Texas A&M*	2	0	2	0.0-0	0.0-0	0/0	0	0-0
Louisiana Tech*	1	0	1	0.0-0	0.0-0	0/0	0	0-0
at Alabama*	3	2	1	0.0-0	0.0-0	0/0	1	0-0
Arkansas*	3	0	3	0.5-1	0.0-0	0/0	0	0-0
at Ole Miss*	3	2	1	2.0-9	1.0-7	0/0	0	0-0
TOTAL	30	8	22	6.5-30	3.5-26	0/0	1	0-0



STEPHEN GUIDRY

1

Wide Receiver • 6-4 • 190 • JC • Junior

New Roads, La. (Hinds CC)

GUIDRY'S QUICK HITS

- No. 1 JUCO wide receiver in America and was a consensus four-star prospect
- Collected at least one reception in 11 of 12 games this season
- MSU's leading receiver with 389 yards on 18 receptions and three touchdowns
- Made his MSU debut as a starter in the season opener versus Stephen F. Austin (9/1), collecting one reception for 39 yards
- Turned in his first multi-reception game as a Bulldog at Kansas State (9/8) with two catches for 42 yards
- Caught three passes for 57 yards against Louisiana (9/15), including a 39-yard touchdown reception with 18 seconds remaining in the first half to record his first score as a Bulldog
- Recorded a career-high 130 yards on three receptions, including a 25-yard touchdown catch on MSU's opening drive versus No. 16 Texas A&M (10/17). The contest was his first 100-yard receiving game as a Bulldog
- All three of his receptions against the Aggies were for at least 20 yards as he closed the game with 21-yard, 25-yard and 84-yard receptions
- His 84-yard reception to close the third quarter was the longest reception of his career and tied Osirus Mitchell for the longest reception of the season. It also tied Mitchell and Ty Freeman (2004) for the fourth-longest reception in school history.
 - Reeled in an 11-yard touchdown on the opening drive versus Louisiana Tech (11/3), marking the second straight week he has scored a touchdown on MSU's opening drive of the game

GUIDRY'S CAREER STATS

YEAR	G/GS	NO.	YDS	AVG.	TD	LP/OPPONENT
2018	12/5	18	389	21.6	3	84/TEXAS A&M
TOTAL	12/5	18	389	21.6	3	84/TEXAS A&M

GUIDRY'S 2018 GAME-BY-GAME STATS

OPPONENT	NO.	YDS	AVG.	TD
Stephen F. Austin*	1	39	39.0	0
at Kansas State*	2	42	21.0	0
Louisiana*	3	57	19.0	1
at Kentucky*	2	36	18.0	0
Florida*	2	18	9.0	0
Auburn	0	0	0.0	0
at LSU	1	4	4.0	0
Texas A&M	3	130	43.3	1
Louisiana Tech	1	11	11.0	1
at Alabama	1	12	12.0	0
Arkansas	1	15	15.0	0
at Ole Miss	1	25	25.0	0
TOTAL	18	389	21.6	3



GRANT HARRIS

90

Defensive Tackle • 6-3 • 290 • IL • Senior

Bolton, Miss. (Clinton)



HARRIS' QUICK HITS

- A veteran defensive tackle that has played in 36 career games
- His father, Reggie, was a two-year starter for Hinds Community College was inducted into Hinds' Sports Hall of Fame in 2003
- Set a career-high with three tackles versus Louisiana Tech (11/3)
- Earned first start of his career versus Arkansas (11/17)

HARRIS' CAREER STATS

YEAR	G/GS	TT	UA	A	TFL-YDS	SCK-YDS	FF/FR	PBU	INT-YDS
2015	5/0	3	0	3	0.0-0	0.0-0	0/0	0	0-0
2016	6/0	3	3	0	0.0-0	0.0-0	0/0	0	0-0
2017	13/0	14	5	9	1.0-10	1.0-10	0/0	0	0-0
2018	12/0	11	3	8	0.5-2	0.0-0	0/0	0	0-0
TOTAL	36/0	31	11	20	1.5-12	1.0-10	0/0	0	0-0

HARRIS' 2018 GAME-BY-GAME STATS

OPPONENT	TT	UA	A	TFL-YDS	SCK-YDS	FF/FR	PBU	INT-YDS
Stephen F. Austin	2	0	2	0.5-2	0.0-0	0/0	0	0-0
at Kansas State	0	0	0	0.0-0	0.0-0	0/0	0	0-0
Louisiana	0	0	0	0.0-0	0.0-0	0/0	0	0-0
at Kentucky	0	0	0	0.0-0	0.0-0	0/0	0	0-0
Florida	2	1	1	0.0-0	0.0-0	0/0	0	0-0
Auburn	0	0	0	0.0-0	0.0-0	0/0	0	0-0
at LSU	0	0	0	0.0-0	0.0-0	0/0	0	0-0
Texas A&M	0	0	0	0.0-0	0.0-0	0/0	0	0-0
Louisiana Tech	3	0	3	0.0-0	0.0-0	0/0	0	0-0
at Alabama	2	2	0	0.0-0	0.0-0	0/0	0	0-0
Arkansas*	0	0	0	0.0-0	0.0-0	0/0	0	0-0
at Ole Miss	2	0	2	0.0-0	0.0-0	0/0	0	0-0
TOTAL	11	3	8	0.5-2	0.0-0	0/0	0	0-0



KYLIN HILL

8

Running Back • 5-11 • 215 • 1L • Sophomore
Columbus, Miss. (Columbus)

HILL'S QUICK HITS

- Rushed for 10 or more yards on 34 of his career carries and has tallied 53 first-down rushes as a Bulldog
- Avoided 34 tackles on 124 touches this season to earn an elusive rating of 114.6 which is third among all SEC halfbacks according to Pro Football Focus
- Averaged 4.2 yards after contact per attempt this season, according to Pro Football Focus, which ranked fourth among all SEC halfbacks
- 48 percent of his rushing yards this year were gained on breakaway runs (attempts gaining 15+ yards), ranking fifth in the conference this season
- Targeted as a receiver 24 times, making 19 catches for 164 yards receiving. His 24 passing targets this season ranks fifth most in the SEC for a halfback
- Picked up the first start of his career in the season opener versus Stephen F. Austin (9/1), catching a 53-yard touchdown pass on MSU's first play of the game. The catch was the longest reception of his career and his first receiving score. Added 50 yards on the ground with a touchdown
- Led all SEC running backs in Week 2 with a career-best 211 rushing on 17 carries while accounting for a career-best three touchdowns (two rushing/one receiving) at Kansas State (9/8)
- Joined Jerious Norwood (Egg Bowl - 11/26/05) as the second Bulldog in MSU history to record at least 200 yards rushing, two rushing scores and one receiving touchdown in a game
- Ninth Bulldog in school history to record a 200-yard game on the ground and the first running back to do so since Anthony Dixon (252) against Kentucky on Oct. 31, 2009
- Hill's 227 all-purpose yards were more than Kansas State's entire team (213), and he was the first 200-yard rusher against the Wildcat defense since Nov. 14, 2015
- Member of Pro Football Focus National Team of the Week (9/9)
- Named SEC Offensive Player of the Week (9/10) to become the first MSU running back to the win the award since Josh Robinson in 2014
- Recorded the second 100-yard rushing performance of his career, racking up 126 yards on a career-high 23 carries against No. 8 Auburn (10/6). Avoided four tackles against the Tigers with 63 percent of his rushing yards coming after contact
- Accounted for 20 yards on the ground versus Louisiana Tech (11/3). He was also targeted a career-high five times, catching all five passes for 38 yards and a touchdown
- Did not see action versus No. 16 Texas A&M (10/27) and Arkansas (11/17) due to a lower-body injury
- Recorded his third 100-yard rushing game of the season at Ole Miss (11/22), closing the game with 108 yards on 17 touches and a touchdown

HILL'S CAREER RUSHING STATS

YEAR	G/GS	NO.	YDS	AVG.	TD	LP/OPPONENT
2017	13/0	78	393	5.0	2	30/OLE MISS
2018	10/10	105	691	6.6	4	52/KANSAS STATE
TOTALS	23/10	183	1084	5.9	6	52/KANSAS STATE

HILL'S CAREER RECEIVING STATS

YEAR	G/GS	NO.	YDS	AVG.	TD	LP/OPPONENT
2017	13/0	4	38	9.5	0	17/ARKANSAS
2018	10/10	19	164	8.6	3	53/SFA
TOTAL	23/10	23	202	8.8	3	53/SFA

HILL'S 2018 RUSHING GAME-BY-GAME STATS

OPPONENT	NO.	YDS	AVG.	TD
Stephen F. Austin*	9	50	5.6	1
at Kansas State*	17	211	12.4	2
Louisiana*	6	32	5.3	0
at Kentucky*	4	14	3.5	0
Florida*	9	41	4.6	0
Auburn*	23	126	5.5	0
at LSU*	8	42	5.3	0
Texas A&M		---DNP---		
Louisiana Tech*	5	20	4.0	0
at Alabama*	7	47	6.7	0
Arkansas		---DNP---		
at Ole Miss*	17	108	6.4	1
TOTAL	105	691	6.6	4

HILL'S 2018 RECEIVING GAME-BY-GAME STATS

OPPONENT	NO.	YDS	AVG.	TD
Stephen F. Austin*	1	53	53.0	1
at Kansas State*	1	16	16.0	1
Louisiana*	2	-3	-1.5	0
at Kentucky*	3	19	6.3	0
Florida*	2	8	4.0	0
Auburn*	0	0	0.0	0
at LSU*	2	10	5.0	0
Texas A&M		---DNP---		
Louisiana Tech*	5	38	7.6	1
at Alabama*	1	11	11.0	0
Arkansas		---DNP---		
at Ole Miss*	2	12	6.0	0
TOTAL	19	164	8.6	3



BRAXTON HOYETT

95

Defensive Tackle • 6-3 • 310 • 2L • Senior
Pelham, Ala. (Pelham)



HOYETT'S QUICK HITS

- A fifth-year senior that has started 21 of MSU's last 22 contests
- Plays in honor of his father who passed away at the age of 38 from cirrhosis of the liver in the summer of 2017
- Matched his career high with four tackles, including a career-tying half sack, against Louisiana (9/15)
- Grabbed three tackles at Kentucky (9/22) and added a career-best 2.0 tackles for loss
- Did not see action versus No. 16 Texas A&M (10/27) due to a lower-body injury
- Returned from injury with a start versus Louisiana Tech (11/4) and collected one tackle
- Collected a tackle and recorded a fumble recovery at No. 1 Alabama (11/10). It was the second fumble recovery of his career and his first since Nov. 5, 2016, versus Texas A&M

HOYETT'S CAREER STATS

YEAR	G/GS	TT	UA	A	TFL-YDS	SCK-YDS	FF/FR	PBU	INT-YDS
2015	7/0	4	0	4	0.5-2	0.0-0	0/0	0	0-0
2016	13/0	15	6	9	2.0-4	0.0-0	0/1	0	0-0
2017	12/11	21	5	16	2.5-3	0.5-1	0/0	0	1-2
2018	11/11	18	4	14	2.5-11	1.0-9	0/1	0	0-0
TOTAL	43/23	58	16	42	7.5-20	1.5-10	0/2	0	1-2

HOYETT'S 2018 GAME-BY-GAME STATS

OPPONENT	TT	UA	A	TFL-YDS	SCK-YDS	FF/FR	PBU	INT-YDS
Stephen F. Austin*	2	0	2	0.0-0	0.0-0	0/0	0	0-0
at Kansas State*	1	1	0	0.0-0	0.0-0	0/0	0	0-0
Louisiana*	4	1	3	0.5-2	0.5-2	0/0	0	0-0
at Kentucky*	3	1	2	2.0-9	0.5-7	0/0	0	0-0
Florida*	3	1	2	0.0-0	0.0-0	0/0	0	0-0
Auburn*	0	0	0	0.0-0	0.0-0	0/0	0	0-0
at LSU*	2	0	2	0.0-0	0.0-0	0/0	0	0-0
Texas A&M				---DNP---				
Louisiana Tech*	1	0	1	0.0-0	0.0-0	0/0	0	0-0
at Alabama*	1	0	1	0.0-0	0.0-0	0/1	0	0-0
Arkansas*	0	0	0	0.0-0	0.0-0	0/0	0	0-0
at Ole Miss*	1	0	1	0.0-0	0.0-0	0/0	0	0-0
TOTAL	18	4	14	2.5-11	1.0-9	0/1	0	0-0



JESSE JACKSON

86

Wide Receiver • 6-2 • 215 • 3L • Senior
Petal, Miss. (Petal)



JACKSON'S QUICK HITS

- Two-time member of the SEC Academic Honor Roll
- Mother, Angela, played basketball at Southern Miss (1997-2000) and spent time with the WNBA's Cleveland Rockers and Portland Fire
- Earned his first start of the season versus No. 8 Auburn (10/6)
- Caught three passes for a total of 44 yards versus Louisiana Tech (11/4), including a 10-yard touchdown reception with 30 seconds remaining in the second quarter to record the first score of his career

JACKSON'S CAREER STATS

YEAR	G/GS	NO.	YDS	AVG.	TD	LP/OPPONENT
2015	12/0	0	0	0.0	0	---
2016	13/1	1	7	7.0	0	7/KENTUCKY
2017	13/8	27	276	10.2	0	32/OLE MISS
2018	12/7	9	90	10.0	1	24/LA TECH
TOTAL	50/16	37	373	10.1	1	32/OLE MISS

JACKSON'S 2018 GAME-BY-GAME STATS

OPPONENT	NO.	YDS	AVG.	TD
Stephen F. Austin	0	0	0.0	0
at Kansas State	1	6	6.0	0
Louisiana	0	0	0.0	0
at Kentucky	0	0	0.0	0
Florida	1	8	8.0	0
Auburn*	0	0	0.0	0
LSU*	0	0	0.0	0
Texas A&M*	2	1	0.5	0
Louisiana Tech*	3	44	14.7	1
at Alabama*	0	0	0.0	0
Arkansas*	0	0	0.0	0
at Ole Miss*	2	31	15.5	0
TOTAL	9	90	10.0	1



DEVONTA JASON

3

Wide Receiver • 6-3 • 220 • HS • Freshman
New Orleans, La. (Landry-Walker)

JASON'S QUICK HITS

- Nickname is "Whop." The Nickname was given to him by his grandmother who called him a "whopper" of a baby when he was born
- Early enrollee that made an immediate impact during spring ball
- Elite four-star wide receiver and ranked among the top five in the nation at his position by Rivals
- One of Landry-Walker's top targets during its 2016 Allstate Sugar Bowl/LHSAA Class 5A State Championship run also led by current MSU quarterback Keytaon Thompson
- Made collegiate debut in MSU's season opener against Stephen F. Austin (9/1) and reeled in a 25-yard reception
- Caught a 17-yard pass versus Louisiana Tech (11/4), marking his first reception since the season opener

JASON'S CAREER STATS

YEAR	G/GS	NO.	YDS	AVG.	TD	LP/OPPONENT
2018	12/0	2	42	21.0	0	25/SFA
TOTAL	12/0	2	42	21.0	0	25/SFA

JASON'S 2018 GAME-BY-GAME STATS

OPPONENT	NO.	YDS	AVG.	TD
Stephen F. Austin	1	25	25.0	0
at Kansas State	0	0	0.0	0
Louisiana	0	0	0.0	0
at Kentucky	0	0	0.0	0
Florida	0	0	0.0	0
Auburn	0	0	0.0	0
at LSU	0	0	0.0	0
Texas A&M	0	0	0.0	0
Louisiana Tech	1	17	17.0	0
at Alabama	0	0	0.0	0
Arkansas	0	0	0.0	0
at Ole Miss	0	0	0.0	0
TOTAL	2	42	21.0	0



JUSTIN JOHNSON

81

Tight End • 6-3 • 245 • 3L • Senior
Birmingham, Ala. (Hoover)

JOHNSON'S QUICK HITS

- Played in 43 career games and has made 14 starts at tight end
- Has a catch in 12 of MSU's last 16 games, which dates back to the 2017 season
- Turned in his first multi-reception game of the season at Kansas State (9/8) with two for 37 yards
- Took a career-long reception of 37 yards on the first offensive play of the game for his 10th catch of the season and fourth for 25+ yards.
- Targeted three times versus Arkansas (11/17), collecting all three passes for a career-high 59 yards, including a 34-yard touchdown reception in the third quarter. It was his fifth catch this season of 25+ yards and his first touchdown of the season

JOHNSON'S CAREER STATS

YEAR	G/GS	NO.	YDS	AVG.	TD	LP/OPPONENT
2015	7/0	5	41	8.2	1	12/USM
2016	13/2	5	34	6.8	0	18/USA
2017	13/0	8	44	5.5	1	12/UMASS
2018	12/12	15	233	15.3	1	37/LA TECH
TOTAL	43/14	33	352	10.7	3	37/LA TECH

JOHNSON'S 2018 GAME-BY-GAME STATS

OPPONENT	NO.	YDS	AVG.	TD
Stephen F. Austin*	1	34	34.0	0
at Kansas State*	2	37	18.5	0
Louisiana*	1	25	25.0	0
at Kentucky*	2	13	6.5	0
Florida*	0	0	0.0	0
Auburn*	2	10	5.0	0
at LSU*	1	4	4.0	0
Texas A&M*	0	0	0.0	0
Louisiana Tech*	1	37	37.0	0
at Alabama*	2	14	7.0	0
Arkansas*	3	59	19.7	1
at Ole Miss*	0	0	0.0	0
TOTAL	15	233	15.3	1



DONTEA JONES

84

Tight End • 6-4 • 250 • 1L • Sophomore
McCool, Miss. (Jireh [NC] Prep)

JONES' QUICK HITS

- Collected his first career reception during MSU's season opener vs. Stephen F. Austin (9/1), snagging a 17-yard, one-handed touchdown
- Caught a career-long pass of 21 yards at Kansas State (9/8)

JONES' CAREER STATS

YEAR	G/GS	NO.	YDS	AVG.	TD	LP/OPPONENT
2017	4/0	0	0	0.0	0	---
2018	11/0	4	66	16.5	1	21/KANSAS STATE
TOTAL	15/0	4	66	16.5	1	21/KANSAS STATE

JONES' 2018 GAME-BY-GAME STATS

OPPONENT	NO.	YDS	AVG.	TD
Stephen F. Austin	1	17	17.0	1
at Kansas State	1	21	21.0	0
Louisiana	0	0	0.0	0
at Kentucky	0	0	0.0	0
Florida	0	0	0.0	0
Auburn	0	0	0.0	0
at LSU	0	0	0.0	0
Texas A&M	---	DNP---		
Louisiana Tech	0	0	0.0	0
at Alabama	1	11	11.0	0
Arkansas	1	17	17.0	0
at Ole Miss	0	0	0.0	0
TOTAL	4	66	16.5	1



KOBE JONES

52

Defensive End • 6-4 • 270 • 1L • Sophomore
Starkville, Miss. (Starkville)

JONES' QUICK HITS

- A local product who was high school teammates with Willie Gay Jr.
- A two-time SEC Academic Honor Roll member
- Set career high with three tackles, including two solo stops, at Kansas State (9/8)
- Grabbed a tackle and recorded the first fumble recovery of his career versus No. 8 Auburn (10/6)
- The fumble recovery came during the third quarter as he recovered the ball in the end zone for a touchback to prevent an Auburn touchdown
- Earned the first start of career on the road at No. 5 LSU (10/20) and collected two tackles, including a half tackle for loss
- Matched career high with three tackles, including a tackle for loss, versus Louisiana Tech (11/3)

JONES' CAREER STATS

YEAR	G/GS	TT	UA	A	TFL-YDS	SCK-YDS	FF/FR	PBU	INT-YDS
2017	13/0	18	8	10	4.5-15	1.0-0	1/0	0	0-0
2018	12/1	21	12	9	6.0-13	0.0-0	0/1	0	0-0
TOTAL	25/1	39	20	19	10.5-28	1.0-0	1/1	0	0-0

JONES' 2018 GAME-BY-GAME STATS

OPPONENT	TT	UA	A	TFL-YDS	SCK-YDS	FF/FR	PBU	INT-YDS
Stephen F. Austin	1	1	0	1.0-2	0.0-0	0/0	0	0-0
at Kansas State	3	2	1	1.0-3	0.0-0	0/0	0	0-0
Louisiana	2	0	2	1.0-2	0.0-0	0/0	0	0-0
at Kentucky	1	1	0	0.0-0	0.0-0	0/0	0	0-0
Florida	2	0	2	0.0-0	0.0-0	0/0	0	0-0
Auburn	1	0	1	0.0-0	0.0-0	0/1	0	0-0
at LSU*	2	1	1	0.5-1	0.0-0	0/0	0	0-0
Texas A&M	2	1	1	0.5-0	0.0-0	0/0	0	0-0
Louisiana Tech	3	2	1	1.0-1	0.0-0	0/0	0	0-0
at Alabama	1	1	0	0.0-0	0.0-0	0/0	0	0-0
Arkansas	1	1	0	0.0-0	0.0-0	0/0	0	0-0
at Ole Miss	2	2	0	1.0-4	0.0-0	0/0	0	0-0
TOTAL	21	12	9	6.0-13	0.0-0	0/1	0	0-0



JACUARIUS LANDREUS 11

Safety • 6-0 • 190 • RS • Junior
Summit, Miss. (Copiah-Lincoln [MS] CC)



LANDREUS' QUICK HITS

- Nickname is "Capri," which is also his father's nickname
- Redshirted in 2017 after transferring from Copiah-Lincoln
- Sent after the quarterback at the highest rate in the SEC among all cornerbacks at 27 percent, according to Pro Football Focus
- His nine quarterback pressures (three sacks, one hit, five hurries) led the conference among cornerbacks
- Made his MSU debut against Stephen F. Austin (9/1) and recorded three tackles, including 1.5 tackles for loss and a sack
- Earned the first start of his career versus No. 8 Auburn (10/6) at the STAR position in place of an injured Brian Cole and matched his career high with three tackles and a pass breakup
- Turned in a career performance versus No. 16 Texas A&M (10/27) setting career highs in tackles (7), sacks (2.0), tackles for loss (2.5) and pass breakups (3)
- Batted down a pass and then broke up a pass on Texas A&M's second drive of the game, which resulted in a missed field goal attempt
- Of his 2.0 sacks, his first was for a 13-yard loss in the second quarter and the second came in the third quarter for a loss of 8 yards and a big third-down stop
- Did not see action against No. 1 Alabama (11/10), Arkansas (11/17) or Ole Miss (11/22) due to a lower-body injury

LANDREUS' CAREER STATS

YEAR	G/GS	TT	UA	A	TFL-YDS	SCK-YDS	FF/FR	PBU	INT-YDS
2018	9/3	21	10	11	4.5-32	3.0-30	0/0	5	0-0
TOTAL	9/3	21	10	11	4.5-32	3.0-30	0/0	5	0-0

LANDREUS' 2018 GAME-BY-GAME STATS

OPPONENT	TT	UA	A	TFL-YDS	SCK-YDS	FF/FR	PBU	INT-YDS
Stephen F. Austin	3	2	1	1.5-9	1.0-9	0/0	0	0-0
at Kansas State	0	0	0	0.0-0	0.0-0	0/0	0	0-0
Louisiana	2	1	1	0.5-1	0.0-0	0/0	0	0-0
at Kentucky	1	1	0	0.0-0	0.0-0	0/0	0	0-0
Florida	2	1	1	0.0-0	0.0-0	0/0	0	0-0
Auburn*	3	1	2	0.0-0	0.0-0	0/0	1	0-0
at LSU	0	0	0	0.0-0	0.0-0	0/0	1	0-0
Texas A&M*	7	3	4	2.5-22	2.0-21	0/0	3	0-0
Louisiana Tech*	3	1	2	0.0-0	0.0-0	0/0	0	0-0
at Alabama				---DNP---				
Arkansas				---DNP---				
at Ole Miss				---DNP---				
TOTAL	21	10	11	4.5-32	3.0-30	0/0	5	0-0



DONTAVIAN LEE 28

Running Back • 6-1 • 230 • 3L • Senior
Hattiesburg, Miss. (Forrest County Agricultural)



LEE'S QUICK HITS

- Nickname is "D-Lee"
- Fifth-year senior that's seen playing time in 47 career games
- Rushed for 29 yards and a touchdown on a career-high six touches versus Stephen F. Austin (9/1), marking the second consecutive season opener that he has scored a rushing touchdown. Also picked up three tackles on special teams
- Collected two tackles on special teams coverage versus No. 16 Texas A&M (10/27)

LEE'S CAREER RUSHING STATS

YEAR	G/GS	NO.	YDS	AVG.	TD	LP/OPPONENT
2015	10/0	22	137	6.2	0	24/NW STATE
2016	13/0	7	27	3.9	0	9/AUBURN
2017	12/0	16	64	4.0	1	9/LA TECH
2018	12/0	19	82	4.3	1	13/ARKANSAS
TOTALS	47/0	64	310	4.8	2	24/NW STATE

LEE'S CAREER RECEIVING STATS

YEAR	G/GS	NO.	YDS	AVG.	TD	LP/OPPONENT
2015	10/0	2	15	7.3	0	11/LA TECH
2016	13/0	2	5	2.5	0	5/ALABAMA
2017	12/0	0	0	0.0	0	---
2018	12/0	0	0	0.0	0	---
TOTAL	47/0	4	20	5.0	0	11/LA TECH

LEE'S 2018 RUSHING GAME-BY-GAME STATS

OPPONENT	NO.	YDS	AVG.	TD
Stephen F. Austin	6	29	4.8	1
at Kansas State	0	0	0.0	0
Louisiana	2	4	2.0	0
at Kentucky	0	0	0.0	0
Florida	0	0	0.0	0
Auburn	0	0	0.0	0
at LSU	0	0	0.0	0
Texas A&M	0	0	0.0	0
Louisiana Tech	2	7	3.5	0
at Alabama	0	0	0.0	0
Arkansas	7	38	5.4	0
at Ole Miss	2	4	2.0	0
TOTAL	19	82	4.3	1

LEE'S 2018 RECEIVING GAME-BY-GAME STATS

OPPONENT	NO.	YDS	AVG.	TD
Stephen F. Austin	0	0	0.0	0
at Kansas State	0	0	0.0	0
Louisiana	0	0	0.0	0
at Kentucky	0	0	0.0	0
Florida	0	0	0.0	0
Auburn	0	0	0.0	0
at LSU	0	0	0.0	0
Texas A&M	0	0	0.0	0
Louisiana Tech	0	0	0.0	0
at Alabama	0	0	0.0	0
Arkansas	0	0	0.0	0
at Ole Miss	0	0	0.0	0
TOTAL	0	0	0.0	0



LEO LEWIS

10

Linebacker • 6-2 • 240 • 2L • Junior
Brookhaven, Miss. (Brookhaven)



MARK MCLAURIN

41

Safety • 6-2 • 215 • 3L • Senior
Collins Miss. (Collins)



LEWIS' QUICK HITS

- A veteran linebacker that has started 34 of his 37 career games played
- Arrived at Mississippi State as the top inside linebacker prospect in the nation
- Claimed SEC Defensive Freshman of the Year honors in 2016 by Athlon Sports
- Tallied at least four tackles in seven of his 11 appearances over the 2018 season
- Earned the second-best pass rush productivity figure (14.4) among all SEC linebackers this season according to Pro Football Focus with help of two hits and seven hurries on just 45 pass rush snaps
- Collected eight tackles, including 1.5 tackles for loss against Louisiana (9/15)
- His 1.5 tackles for loss against the Ragin' Cajuns were the most since his freshman season when he had 1.5 at Ole Miss on Nov. 26, 2016
- Did not see action at No. 1 Alabama (10/11) due to illness

LEWIS' CAREER STATS

YEAR	G/GS	TT	UA	A	TFL-YDS	SCK-YDS	FF/FR	PBU	INT-YDS
2016	13/13	79	35	44	4.5-9	1.0-2	0/0	1	0-0
2017	13/12	46	15	31	1.0-10	1.0-10	1/0	1	0-0
2018	11/9	45	23	22	3.0-4	0.0-0	0/0	1	0-0
TOTAL	37/34	170	73	97	8.5-23	2.0-12	1/0	3	0-0

LEWIS' 2018 GAME-BY-GAME STATS

OPPONENT	TT	UA	A	TFL-YDS	SCK-YDS	FF/FR	PBU	INT-YDS
Stephen F. Austin*	2	2	0	1.0-1	0.0-0	0/0	1	0-0
at Kansas State*	3	2	1	0.0-0	0.0-0	0/0	0	0-0
Louisiana*	8	3	5	1.5-2	0.0-0	0/0	0	0-0
at Kentucky*	5	4	1	0.0-0	0.0-0	0/0	0	0-0
Florida*	6	2	4	0.0-0	0.0-0	0/0	0	0-0
Auburn*	5	3	2	0.0-0	0.0-0	0/0	0	0-0
at LSU*	3	0	3	0.0-0	0.0-0	0/0	0	0-0
Texas A&M*	4	2	2	0.5-1	0.0-0	0/0	0	0-0
Louisiana Tech*	1	1	0	0.0-0	0.0-0	0/0	0	0-0
at Alabama	---DNP---							
Arkansas	4	3	1	0.0-0	0.0-0	0/0	0	0-0
at Ole Miss	4	1	3	0.0-0	0.0-0	0/0	0	0-0
TOTAL	45	23	22	3.0-4	0.0-0	0/0	1	0-0

MCLAURIN'S QUICK HITS

- One of the vocal leaders for the Bulldogs
- Coming off a breakout junior campaign in which he led MSU in tackles (79) and led the SEC in interceptions (6), which also set MSU's single-season record for picks
- Has recorded at least five tackles in 11 of MSU's last 13 games, dating back to the 2017 season
- Recorded seven double-digit tackle outings in his career, including two this season
- Grabbed seven tackles and his first pass break-up of the year against Florida (2/29)
- Tallied a season-high and team-leading 10 tackles, one tackle for loss and a quarterback hurry versus No. 8 Auburn (10/6)
- Also forced a critical fumble that prevented an Auburn score late in the third quarter as he popped out the ball at the 1-yard line to force a touchback
- Collected double-digit tackles for the second straight week with 10 at No. 5 LSU (10/20) and added a half tackle for loss

MCLAURIN'S CAREER STATS

YEAR	G/GS	TT	UA	A	TFL-YDS	SCK-YDS	FF/FR	PBU	INT-YDS
2015	12/0	20	10	10	0.0-0	0.0-0	0/0	3	0-0
2016	13/6	51	28	23	2.0-5	1.0-4	0/2	5	2-27
2017	13/12	79	36	43	3.5-10	1.5-7	1/0	6	6-85
2018	12/11	73	40	33	4.5-13	0.0-0	1/0	4	0-0
TOTAL	50/29	223	114	109	10.0-28	2.5-11	2/2	18	8-112

MCLAURIN'S 2018 GAME-BY-GAME STATS

OPPONENT	TT	UA	A	TFL-YDS	SCK-YDS	FF/FR	PBU	INT-YDS
Stephen F. Austin*	5	2	3	1.0-2	0.0-0	0/0	0	0-0
at Kansas State*	5	3	2	0.0-0	0.0-0	0/0	0	0-0
Louisiana*	5	4	1	0.0-0	0.0-0	0/0	0	0-0
at Kentucky*	6	2	4	1.0-1	0.0-0	0/0	0	0-0
Florida*	7	3	4	0.0-0	0.0-0	0/0	1	0-0
Auburn*	10	8	2	1.0-7	0.0-0	1/0	0	0-0
at LSU	10	4	6	0.5-2	0.0-0	0/0	0	0-0
Texas A&M*	3	1	2	0.0-0	0.0-0	0/0	1	0-0
Louisiana Tech*	7	4	3	0.0-0	0.0-0	0/0	1	0-0
at Alabama*	4	4	0	0.0-0	0.0-0	0/0	0	0-0
Arkansas*	8	5	3	0.5-0	0.0-0	0/0	1	0-0
at Ole Miss*	3	0	3	0.5-1	0.0-0	0/0	0	0-0
TOTAL	73	40	33	4.5-13	0.0-0	1/0	4	0-0



OSIRUS MITCHELL

87

Wide Receiver • 6-5 • 210 • 1L • Sophomore
Sarasota, Fla. (Booker)

MITCHELL'S QUICK HITS

- Recorded at least one reception in seven of MSU's last nine contests, accounting for 266 yards and two touchdowns over that span
- Making his first collegiate start versus Stephen F. Austin (9/1), caught two passes for 114 yards and two touchdowns - the firsts of his career. Mitchell was the first Bulldog receiver to record 100 yards in a game and the first receiver to have multiple touchdowns in a game since Fred Ross accomplished both vs. Arkansas in 2016.
- With 3:44 remaining in the first quarter against the Lumberjacks, caught an 84-yard touchdown strike from Keytaon Thompson, which tied for the fourth-longest pass in school history and was the longest pass since Omarr Conner hit Ty Freeman for 84 yards against Ole Miss in 2004
- Caught each of his first five targets at Kentucky (9/22) for 59 yards, while three of those receptions went for first downs
- Closed the game against the Wildcats with a career-high six receptions for 65 yards
- Matched his career high with six receptions versus No. 16 Texas A&M (10/27) to account for 96 yards, including a 38-yard touchdown reception during MSU's first drive of the second half
- Collected two passes for 21 yards, including a 15-yard touchdown reception versus Arkansas (11/17)

MITCHELL'S CAREER STATS

YEAR	G/GS	NO.	YDS	AVG.	TD	LP/OPPONENT
2017	9/0	5	51	10.2	0	18/UMASS
2018	12/12	24	385	16.0	4	84/SFA
TOTAL	21/12	29	436	15.0	4	84/SFA

MITCHELL'S 2018 GAME-BY-GAME STATS

OPPONENT	NO.	YDS	AVG.	TD
Stephen F. Austin*	2	114	57.0	2
at Kansas State*	1	5	5.0	0
Louisiana*	0	0	0.0	0
at Kentucky*	6	65	10.8	0
Florida*	3	35	11.7	0
Auburn*	1	23	23.0	0
at LSU*	1	9	9.0	0
Texas A&M*	6	96	16.0	1
Louisiana Tech*	0	0	0.0	0
at Alabama*	2	17	8.5	0
Arkansas*	2	21	10.5	1
at Ole Miss*	0	0	0.0	0
TOTAL	24	385	16.0	4



KEITH MIXON

23

Wide Receiver • 5-8 • 185 • 2L • Junior
Birmingham, Ala. (Shades Valley School)

MIXON'S QUICK HITS

- A versatile wide receiver that also sees action as a punt returner
- Nickname is "Pocket Rocket" as issued by his former roommate and now Carolina Panther Fred Ross
- One of the fastest players on the team
- Returns to full strength after battling a foot injury over the course of the 2017 season
- Targeted four times and made all four receptions for a season-high 80 yards and a touchdown against Louisiana (9/15). It was his first score of the season and his first touchdown since Sept. 16, 2017, versus LSU
- Held a perfect passer rating when targeted with a 158.3 mark over Week 3 per Pro Football Focus, tying Tyrie Cleveland (Florida) and Deeno Samiel (South Carolina) for the SEC lead among wide receivers
- His 5.39 yards per route run ranked second in the SEC in Week 3
- Did not see action versus No. 16 Texas A&M (10/27) and at No. 1 Alabama (11/10) due to injury
- Lone catch versus Arkansas (11/17) was a 4-yard touchdown reception

MIXON'S CAREER RECEIVING STATS

YEAR	G/GS	NO.	YDS	AVG.	TD	LP/OPPONENT
2016	13/1	19	228	12.0	2	44/BYU
2017	8/6	18	275	13.6	1	45/AUBURN
2018	10/0	10	137	13.7	2	25/LOUISIANA
TOTAL	31/7	47	640	13.6	5	45/AUBURN

MIXON'S CAREER PUNT RETURN STATS

YEAR	G/GS	NO.	YDS	AVG.	TD	LP/OPPONENT
2016	13/1	1	0	0.0	0	---
2017	8/6	0	0	0.0	0	---
2018	10/0	11	72	6.5	0	22/SFA
TOTAL	31/7	12	72	6.0	0	22/SFA

MIXON'S 2018 GAME-BY-GAME STATS

OPPONENT	NO.	YDS	AVG.	TD
Stephen F. Austin	2	21	10.5	0
at Kansas State	0	0	0.0	0
Louisiana	4	80	20.0	1
at Kentucky	0	0	0.0	0
Florida	0	0	0.0	0
Auburn	0	0	0.0	0
at LSU	0	0	0.0	0
Texas A&M	---	DNP---		
Louisiana Tech	1	13	13.0	0
at Alabama	---	DNP---		
Arkansas	1	4	4.0	1
at Ole Miss	2	19	9.5	0
TOTAL	10	137	13.7	2



C.J. MORGAN

29

Safety • 6-0 • 200 • 1L • Sophomore
Bossier City, LA (Parkway)

MORGAN'S QUICK HITS

- Four-star prospect by ESPN out of high school
- Recorded his first collegiate interception against Stephen F. Austin (9/1) and added two tackles
- Made the first start of his career at No. 1 Alabama (11/10) and recorded a career-high four tackles
- Started versus Arkansas (11/17), matching his career high with four tackles and reeling in his second interception of the season
- Tied his career-best output for the third straight week with four tackles and the first pass breakup of his career at Ole Miss (11/22)

MORGAN'S CAREER STATS

YEAR	G/GS	TT	UA	A	TFL-YDS	SCK-YDS	FF/FR	PBU	INT-YDS
2017	10/0	5	4	1	0.0-0	0.0-0	0/0	0	0-0
2018	12/3	16	9	7	0.0-0	0.0-0	0/0	1	2-7
TOTAL	22/3	21	13	8	0.0-0	0.0-0	0/0	1	2-7

MORGAN'S 2018 GAME-BY-GAME STATS

OPPONENT	TT	UA	A	TFL-YDS	SCK-YDS	FF/FR	PBU	INT-YDS
Stephen F. Austin	2	1	1	0.0-0	0.0-0	0/0	0	1-0
at Kansas State	0	0	0	0.0-0	0.0-0	0/0	0	0-0
Louisiana	0	0	0	0.0-0	0.0-0	0/0	0	0-0
at Kentucky	0	0	0	0.0-0	0.0-0	0/0	0	0-0
Florida	0	0	0	0.0-0	0.0-0	0/0	0	0-0
Auburn	0	0	0	0.0-0	0.0-0	0/0	0	0-0
at LSU	0	0	0	0.0-0	0.0-0	0/0	0	0-0
Texas A&M	1	1	0	0.0-0	0.0-0	0/0	0	0-0
Louisiana Tech	1	1	0	0.0-0	0.0-0	0/0	0	0-0
at Alabama*	4	3	1	0.0-0	0.0-0	0/0	0	0-0
Arkansas*	4	1	3	0.0-0	0.0-0	0/0	0	1-7
at Ole Miss*	4	2	2	0.0-0	0.0-0	0/0	1	0-0
TOTAL	16	9	7	0.0-0	0.0-0	0/0	1	2-7



MARCUS MURPHY

7

Safety • 6-1 • 195 • HS • Freshman
West Point, Miss. (West Point)

MURPHY'S QUICK HITS

- A versatile four-start athlete from nearby West Point
- Enrolled in January and went through spring practices
- Sees playing time mostly on special teams, but has worked into the defensive rotation
- Made collegiate debut in the season opener versus Stephen F. Austin (9/1)
- Recorded the first tackle of his career versus Louisiana (9/15)
- Turned in his first multi-tackle game as a Bulldog with two stops versus Louisiana Tech (11/3)
- Recorded a tackle versus Arkansas (11/17), picking up the first tackle for loss of his career and adding a pass breakup

MURPHY'S CAREER STATS

YEAR	G/GS	TT	UA	A	TFL-YDS	SCK-YDS	FF/FR	PBU	INT-YDS
2018	10/0	6	5	1	0.0-0	0.0-0	0/0	0	0-0
TOTAL	10/0	6	5	1	0.0-0	0.0-0	0/0	0	0-0

MURPHY'S 2018 GAME-BY-GAME STATS

OPPONENT	TT	UA	A	TFL-YDS	SCK-YDS	FF/FR	PBU	INT-YDS
Stephen F. Austin	0	0	0	0.0-0	0.0-0	0/0	0	0-0
at Kansas State	0	0	0	0.0-0	0.0-0	0/0	0	0-0
Louisiana	1	0	1	0.0-0	0.0-0	0/0	0	0-0
at Kentucky	1	1	0	0.0-0	0.0-0	0/0	0	0-0
Florida	0	0	0	0.0-0	0.0-0	0/0	0	0-0
Auburn	---DNP---							
at LSU	1	1	0	0.0-0	0.0-0	0/0	0	0-0
Texas A&M	1	1	0	0.0-0	0.0-0	0/0	0	0-0
Louisiana Tech	2	2	0	0.0-0	0.0-0	0/0	0	0-0
at Alabama	0	0	0	0.0-0	0.0-0	0/0	0	0-0
Arkansas	1	0	1	0.5-1	0.0-0	0/0	1	0-0
at Ole Miss	0	0	0	0.0-0	0.0-0	0/0	0	0-0
TOTAL	7	5	2	0.5-1	0.0-0	0/0	1	0-0



JAMAL PETERS

2

Cornerback • 6-2 • 220 • 3L • Senior
Bassfield, Miss. (Bassfield)

PETERS' QUICK HITS

- Arrived at MSU as the No. 1 high school player in the state of Mississippi
- Played in 45 career games with 15 starts
- Forced five turnovers during his career - three interceptions and two forced fumbles
- Saw first special teams action of his career as a kick returner at Kansas State (9/8) with two returns for 32 yards (16.0 avg.)
- Did not see action against Kentucky (9/22), Florida (9/29) or Auburn (10/6) due to a lower-body injury
- Returned from injury on the road at No. 5 LSU (10/20) and collected three tackles and a pass break-up
- Collected three tackles, including a tackle for a loss of one yard. It was his first tackle for loss since Oct. 22, 2016 at Kentucky
- Set a career-high with eight tackles versus Arkansas (11/17)

PETERS' CAREER STATS

YEAR	G/GS	TT	UA	A	TFL-YDS	SCK-YDS	FF/FR	PBU	INT-YDS
2015	12/2	25	12	13	1.5-7	1.0-5	0/0	2	0-0
2016	12/2	18	12	6	1.0-2	0.0-0	2/0	2	2-0
2017	12/3	23	8	15	0.0-0	0.0-0	0/1	1	1-90
2018	9/8	32	23	9	1.0-1	0.0-0	0/0	4	0-0
TOTAL	45/15	98	55	43	3.5-10	1.0-5	2/1	9	3-90

PETERS' KICK RETURN STATS

YEAR	G/GS	NO.	YDS	AVG	LG	TD
2015	12/2	0	0	0.0	0	0
2016	12/2	0	0	0.0	0	0
2017	12/3	0	0	0.0	0	0
2018	9/8	2	32	16.0	19	0
TOTAL	45/15	2	32	16.0	19	0

PETERS' 2018 GAME-BY-GAME STATS

OPPONENT	TT	UA	A	TFL-YDS	SCK-YDS	FF/FR	PBU	INT-YDS
Stephen F. Austin*	4	3	1	0.0-0	0.0-0	0/0	1	0-0
at Kansas State*	2	2	0	0.0-0	0.0-0	0/0	0	0-0
Louisiana*	2	1	1	0.0-0	0.0-0	0/0	0	0-0
at Kentucky				---DNP---				
Florida				---DNP---				
Auburn				---DNP---				
at LSU	3	3	0	0.0-0	0.0-0	0/0	1	0-0
Texas A&M*	3	2	1	1.0-1	0.0-0	0/0	0	0-0
Louisiana Tech*	1	1	0	0.0-0	0.0-0	0/0	1	0-0
at Alabama*	4	4	0	0.0-0	0.0-0	0/0	0	0-0
Arkansas*	8	3	5	0.0-0	0.0-0	0/0	1	0-0
at Ole Miss*	5	4	1	0.0-0	0.0-0	0/0	0	0-0
TOTAL	32	23	9	1.0-1	0.0-0	0/0	4	0-0



CHRIS RAYFORD

24

Cornerback • 6-0 • 200 • 3L • Senior
Byhalia, Miss. (Byhalia)



RAYFORD'S QUICK HITS


- Fifth-year senior that displays excellent leadership skills
- Appeared in 51 career games with 11 starts
- Allowed just 0.34 yards per coverage snap over the 2018 regular season, which ranked first among all qualifying SEC cornerbacks, according to Pro Football Focus
- Only allowed a reception once every 30.5 coverage snaps, the best rate among all SEC cornerbacks
- Recorded the first pass breakup of his career in season opener versus Stephen F. Austin (9/1)
- Got starting nod at safety in place of Johnathan Abram versus Louisiana (9/15)
- Earned the start at cornerback at Kentucky (9/22) in place of an injured Jamal Peters
- Collected a season-high two tackles versus No. 16 Texas A&M (10/27) and made a heads up special teams play in the first quarter to pin the Aggies on the 1-yard line
- His lone tackle versus Arkansas (11/17) was a tackle for a loss of 16 yards on a muffed punt attempt by the Razorbacks, which forced his first fumble of his career. He recovered the fumble on the 4-yard line, which set up a Keith Mixon touchdown on the following play

RAYFORD'S CAREER STATS

YEAR	G/GS	TT	UA	A	TFL-YDS	SCK-YDS	FF/FR	PBU	INT-YDS
2015	13/0	5	3	2	0.0-0	0.0-0	0/0	0	0-0
2016	13/3	23	16	7	0.0-0	0.0-0	0/0	0	0-0
2017	13/6	14	8	6	1.0-2	0.0-0	0/0	0	0-0
2018	12/2	10	8	2	1.0-16	0.0-0	1/1	4	0-0
TOTAL	51/11	52	35	17	2.0-18	0.0-0	1/1	4	0-0

RAYFORD'S 2018 GAME-BY-GAME STATS

OPPONENT	TT	UA	A	TFL-YDS	SCK-YDS	FF/FR	PBU	INT-YDS
Stephen F. Austin	2	1	1	0.0-0	0.0-0	0/0	1	0-0
at Kansas State	0	0	0	0.0-0	0.0-0	0/0	0	0-0
Louisiana*	1	1	0	0.0-0	0.0-0	0/0	1	0-0
Kentucky*	1	1	0	0.0-0	0.0-0	0/0	0	0-0
Florida	1	1	0	0.0-0	0.0-0	0/0	0	0-0
Auburn	0	0	0	0.0-0	0.0-0	0/0	0	0-0
at LSU	1	1	0	0.0-0	0.0-0	0/0	0	0-0
Texas A&M	2	2	0	0.0-0	0.0-0	0/0	1	0-0
Louisiana Tech	1	0	1	0.0-0	0.0-0	0/0	1	0-0
at Alabama	0	0	0	0.0-0	0.0-0	0/0	0	0-0
Arkansas	1	1	0	1.0-16	0.0-0	1/1	0	0-0
at Ole Miss	0	0	0	0.0-0	0.0-0	0/0	0	0-0
TOTAL	10	8	2	1.0-16	0.0-0	1/1	4	0-0




CHAUNCEY RIVERS

5

Defensive End • 6-3 • 275 • RS • Junior

Stone Mountain, Ga. (East Mississippi CC)



RIVERS' QUICK HITS


- Highly-coveted junior college defensive line that redshirted over the 2017 season
- Comes from the same high school in Georgia (Stephenson) as former MSU All-SEC defensive lineman Preston Smith
- Made MSU debut against Stephen F. Austin (9/1) and collected two tackles, including a tackle for loss
- Finished with four tackles and a career-best two tackles for loss against Louisiana (9/15)
- Collected two tackles, including his first sack of his career, in his SEC debut at Kentucky (9/22)
- Grabbed three tackles at No. 1 Alabama (11/10), including a tackle for loss and a sack
- Recorded two tackles, including a tackle for loss, at Ole Miss (11/22)

RIVERS' CAREER STATS

YEAR	G/GS	TT	UA	A	TFL-YDS	SCK-YDS	FF/FR	PBU	INT-YDS
2018	12/0	22	8	14	6.5-24	2.0-14	0/0	0	0-0
TOTAL	12/0	22	8	14	6.5-24	2.0-14	0/0	0	0-0

RIVERS' 2018 GAME-BY-GAME STATS

OPPONENT	TT	UA	A	TFL-YDS	SCK-YDS	FF/FR	PBU	INT-YDS
Stephen F. Austin	2	0	2	1.0-2	0.0-0	0/0	0	0-0
at Kansas State	0	0	0	0.0-0	0.0-0	0/0	0	0-0
Louisiana	4	1	3	2.0-3	0.0-0	0/0	0	0-0
at Kentucky	2	1	1	0.5-4	0.5-4	0/0	0	0-0
Florida	2	0	2	0.5-1	0.0-0	0/0	0	0-0
Auburn	1	0	1	0.0-0	0.0-0	0/0	0	0-0
at LSU	2	1	1	0.0-0	0.0-0	0/0	0	0-0
Texas A&M	0	0	0	0.0-0	0.0-0	0/0	0	0-0
Louisiana Tech	1	0	1	0.0-0	0.0-0	0/0	0	0-0
at Alabama	3	2	1	1.0-6	1.0-6	0/0	0	0-0
Arkansas	3	2	1	0.5-4	0.5-4	0/0	0	0-0
at Ole Miss	2	1	1	1.0-4	0.0-0	0/0	0	0-0
TOTAL	22	8	14	6.5-24	2.0-14	0/0	0	0-0



KODY SCHEXNAYDER

27

Punter • 5-10 • 195 • IL • Junior

River Ridge, La. (John Curtis)

SCHEXNAYDER'S QUICK HITS

- Walk-on who has split time at punter with Tucker Day also serves as MSU's primary holder
- Thrust into action as the Bulldogs primary punter during the final four games of the regular season in 2016 and served as the backup to NFL Draftee Logan Cooke in 2017
- Owns two punts over 50 yards and five inside the 20-yard line over his career
- First punt of the season came at Kentucky (9/22), booting the lone punt for 36 yards
- Served as the primary punter against Florida (9/29), punting five times for 181 yards to average 36.2 yards per punt.

SCHEXNAYDER'S CAREER PUNTING STATS

YEAR	G	NO.	YARDS	LG	AVG	120	50+
2016	4	18	665	52	36.9	4	2
2017	1	1	28	28	28.0	0	0
2018	12	9	325	47	36.1	1	0
TOTAL	17	28	1018	52	36.4	5	2



JEFFERY SIMMONS

94

Defensive Tackle • 6-4 • 300 • 2L • Junior

Macon, Miss. (Noxubee County)

SIMMONS' QUICK HITS

- Semifinalist for the 2018 Bednarik Award
- Tabbed a Second Team All-American by the Athletic and a Third Team All-American by the Associated Press
- Selected to the All-SEC First Team (Associated Press, Coaches) for the second straight year
- Honored with the 2018 C Spire Conerly Trophy Award, which is presented to the best college football player in the state of Mississippi
- Ranks seventh in MSU career history with 30.0 tackles for loss
- Ended the regular season with the second-highest overall grade (91.4) among interior defenders according to PFF
- Closed the regular season tied for fourth in the SEC with 14.5 tackles for loss
- Recorded one sack over the regular season, but added four quarterback hits, 21 hurries and 30 defensive stops to rank fourth among all SEC interior defenders
- In the 2018 opener versus Stephen F. Austin, recorded four tackles, including a career-high 3.5 tackles for loss
- Grabbed six total tackles, including two tackles for loss, at Kentucky (9/22). His six tackles against the Wildcats were the most for Simmons since picking up six vs. Alabama on Nov. 11, 2017
- Turned in the first double-digit tackling performance of his career with a career-high 10 stops, including at tackle for loss, at No. 5 LSU (10/20)
- Despite being double-teamed versus No. 16 Texas A&M (10/27), recorded three tackles and two quarterback hurries, limiting the Aggie offense to 293 total yards. That mark was 193 yards below its average
- Collected six tackles, including five solo stops, at No. 1 Alabama (10/11) and added two tackles for loss
- Stopped Alabama on a fourth-and-goal at the 2-yard line with a tackle
- Registered seven tackles, one tackle for loss, one quarterback hurry and a pass break-up versus Arkansas (11/17)
- Dominated Ole Miss (11/22) and finished the game with four tackles, two tackles for loss, one sack, one forced fumble, one pass breakup and one quarterback hurry
- Named the SEC Defensive Lineman of the Week (11/26) and was tabbed to the Pro Football Focus National Team of the Week for his efforts versus the Rebels

SIMMONS' CAREER STATS

YEAR	G/GS	TT	UA	A	TFL-YDS	SCK-YDS	FF/FR	PBU	INT-YDS
2016	12/3	40	13	27	3.5-8	0.0-0	2/0	2	0-0
2017	13/13	60	21	39	12.0-51	5.0-35	2/2	1	0-0
2018	12/11	59	24	35	14.5-37	1.0-8	1/0	4	0-0
TOTAL	37/27	159	58	101	30.0-96	6.0-43	5/2	7	0-0

SIMMONS' 2018 GAME-BY-GAME STATS

OPPONENT	TT	UA	A	TFL-YDS	SCK-YDS	FF/FR	PBU	INT-YDS
Stephen F. Austin*	4	3	1	3.5-6	0.0-0	0/0	0	0-0
at Kansas State*	4	4	0	2.0-5	0.0-0	0/0	0	0-0
Louisiana*	4	0	3	0.0-0	0.0-0	0/0	0	0-0
at Kentucky*	6	3	3	2.0-1	0.0-0	0/0	0	0-0
Florida*	4	0	4	0.0-0	0.0-0	0/0	1	0-0
Auburn*	5	2	3	1.0-7	0.0-0	0/0	1	0-0
at LSU*	10	3	7	1.0-2	0.0-0	0/0	0	0-0
Texas A&M*	3	0	3	0.0-0	0.0-0	0/0	0	0-0
Louisiana Tech*	3	1	2	0.0-0	0.0-0	0/0	0	0-0
at Alabama*	6	5	1	2.0-4	0.0-0	0/0	0	0-0
Arkansas	7	1	6	1.0-2	0.0-0	0/0	1	0-0
at Ole Miss*	4	2	2	2.0-10	1.0-8	1/0	1	0-0
TOTAL	59	24	35	14.5-37	1.0-8	1/0	4	0-0



MAURICE SMITHERMAN 8

Cornerback • 5-10 • 190 • 2L • Junior
Adamsville, Ala. (Minor)

SMITHERMAN'S QUICK HITS

- Appeared in 35 career games with two starts to his credit
- Made jersey switch from No. 31 to No. 8 over the spring of 2018
- Grabbed two solo stops at Kansas State (9/8) and broke up his first-career pass
- Earned first start of his career at cornerback against Florida (9/29) in place of an injured Jamal Peters
- Set a career high with five tackles at No. 5 LSU (10/20)
- Grabbed two tackles and forced the first fumble of his career versus Arkansas (11/17)
- Collected two tackles and made an incredible athletic interception in the endzone to steal at touchdown from Ole Miss (11/22)
- The pick was his first of the season and his first since Oct. 29, 2016, versus Samford

SMITHERMAN'S CAREER STATS

YEAR	G/GS	TT	UA	A	TFL-YDS	SCK-YDS	FF/FR	PBU	INT-YDS
2016	10/0	5	4	1	0.0-0	0.0-0	0/0	0	1-29
2017	13/0	6	3	3	0.0-0	0.0-0	0/0	0	0-0
2018	12/2	23	11	12	0.0-0	0.0-0	1/0	3	1-0
TOTAL	35/2	35	18	16	0.0-0	0.0-0	1/0	3	2-29

SMITHERMAN'S 2018 GAME-BY-GAME STATS

OPPONENT	TT	UA	A	TFL-YDS	SCK-YDS	FF/FR	PBU	INT-YDS
Stephen F. Austin	3	3	0	0.0-0	0.0-0	0/0	0	0-0
at Kansas State	2	2	0	0.0-0	0.0-0	0/0	1	0-0
Louisiana	1	0	1	0.0-0	0.0-0	0/0	0	0-0
at Kentucky	3	1	2	0.0-0	0.0-0	0/0	0	0-0
Florida*	0	0	0	0.0-0	0.0-0	0/0	0	0-0
Auburn*	1	0	1	0.0-0	0.0-0	0/0	1	0-0
at LSU	5	1	4	0.0-0	0.0-0	0/0	1	0-0
Texas A&M	1	0	1	0.0-0	0.0-0	0/0	0	0-0
Louisiana Tech	1	0	1	0.0-0	0.0-0	0/0	0	0-0
at Alabama	2	2	0	0.0-0	0.0-0	0/0	0	0-0
Arkansas	2	1	1	0.0-0	0.0-0	1/0	0	0-0
at Ole Miss	2	1	1	0.0-0	0.0-0	0/0	0	1-0
TOTAL	23	11	12	0.0-0	0.0-0	1/0	3	1-0



MONTEZ SWEAT 9

Defensive End • 6-6 • 245 • 1L • Senior
Stone Mountain, Ga. (Copiah-Lincoln [MS] CC)



SWEAT'S QUICK HITS

- Nickname is "Tez"
- Semifinalist for the 2018 Bednarik Award
- Named to the All-SEC First Team (Associated Press, Coaches) for the second straight year
- Selected an All-American by Football Writers Association of America (First Team), Sporting News (First Team), Associated Press (Second Team), CBS Sports (Second Team) and Sports Illustrated (Second Team)
- Selected SEC Defensive Lineman of the Week twice this season (9/10, 10/8) and has earned the honor five times in his career which surpassed former Bulldog and current Philadelphia Eagle Fletcher Cox for the school record
- Earned the third overall grade (84.8) among all SEC edge rushers this season
- Totaled 40 quarterback pressures over the 2018 regular season, which ranked second in the conference among edge rushers
- His 13.8 percent run stop rate ranked second in the conference among edge defenders, closing the regular season with 22 run stops on just 160 run defense snaps
- Closed the regular season tied for second in the SEC and tied for sixth nationally in sacks (11.0) and ranks tied for seventh in the conference in tackles for loss (13.5)
- His 11.0 sacks over the 2018 season ranks seventh in MSU single-season history
- Has recorded 11.0 sacks and seven quarterback hits and has recorded either a sack or quarterback hit in nine of 11 games played this year
- Recorded 21.5 sacks in just 25 career games to surpass Greg Favors (1994-97) for sixth all-time in MSU program history, while his 29.0 tackles for loss rank eighth all-time in MSU career history.
- Has recorded at least one quarterback pressure in all 25 games as a Bulldog
- Set a career-high with 3.5 tackles for a loss of 17 yards against Stephen F. Austin (9/1). His 3.5 tackles for loss were part of a school single-game record of 17
- Tied for the SEC lead in sacks in Week 1 with two for a loss of 14 yards
- Registered three tackles, two tackles for loss and a sack at Kansas State (9/8)
- Recorded a season-high five tackles at Kentucky (9/22), his most in a game since Oct. 28, 2017 at Texas A&M
- Added two sacks, one quarterback hit and one hurry on just 14 pass rushes against the Wildcats. His pass rush productivity of 21.4 was tied for third in the nation among edge rushers according to Pro Football Focus
- Posted a career-best three sacks for a loss of 27, forced a fumble and added two quarterback hurries that forced incompletions against No. 8 Auburn (10/6)
- First Bulldog with three or more sacks in a game since Willie Evans had three versus Tulane on Sept. 17, 2005 and was just the third Bulldog in the last 20 years to achieve the feat and the first to do so in a conference game since Ed Smith versus Arkansas on Nov. 21, 1998
- His efforts against Auburn earned Sweat two national awards as he was selected Bednarik Player of the Week and Bronko Nagurski National Defensive Player of the Week
- Set a career high with seven tackles at No. 5 LSU, adding a tackle for loss and a sack
- Totaled six tackles, including 1.5 sacks and 1.5 tackles for loss at Ole Miss (11/22)

SWEAT'S CAREER STATS

YEAR	G/GS	TT	UA	A	TFL-YDS	SCK-YDS	FF/FR	PBU	INT-YDS
2017	13/13	48	21	27	15.5-73	10.5-64	0/1	0	0-0
2018	12/12	51	26	25	13.5-96	11.0-92	1/0	0	0-0
TOTAL	25/25	99	47	52	29.0-169	21.5-156	1/1	0	0-0

SWEAT'S 2018 GAME-BY-GAME STATS

OPPONENT	TT	UA	A	TFL-YDS	SCK-YDS	FF/FR	PBU	INT-YDS
Stephen F. Austin*	6	2	4	3.5-17	2.0-14	0/0	0	0-0
at Kansas State*	3	3	0	2.0-7	1.0-6	0/0	0	0-0
Louisiana*	2	2	0	0.0-0	0.0-0	0/0	0	0-0
at Kentucky*	6	3	3	1.5-15	1.5-15	0/0	0	0-0
Florida*	4	0	4	0.0-0	0.0-0	0/0	0	0-0
Auburn*	3	3	0	3.0-27	3.0-27	1/0	0	0-0
at LSU*	7	4	3	1.0-8	1.0-8	0/0	0	0-0
Texas A&M*	2	1	1	0.0-0	0.0-0	0/0	0	0-0
Louisiana Tech*	3	2	1	1.0-6	1.0-6	0/0	0	0-0
at Alabama*	5	4	1	0.0-0	0.0-0	0/0	0	0-0
Arkansas*	4	0	4	0.0-0	0.0-0	0/0	0	0-0
at Ole Miss*	6	2	4	1.5-16	1.5-16	0/0	0	0-0
TOTAL	51	26	25	13.5-96	11.0-92	1/0	0	0-0



CORY THOMAS

34

Defensive Tackle • 6-5 • 310 • 3L • Senior
Bessemer, Ala. (McAdory)



THOMAS' QUICK HITS

- A physical defensive tackle that has seen time in 38 games, including six starts
- Was limited during his junior season in 2017 due to a foot injury
- Made 2018 season debut at Kansas State (9/8) picking up a solo tackle
- Recorded a season-high three tackles against Florida (9/29)
- Matched season-high with three tackles versus No. 16 Texas A&M (10/27) and set career highs in both tackles for loss (1.5) and sacks (1.0)
- His sack, the first of his career, was part of a huge MSU fourth-quarter defensive stop that resulted in interception

THOMAS' CAREER STATS

YEAR	G/GS	TT	UA	A	TFL-YDS	SCK-YDS	FF/FR	PBU	INT-YDS
2015	8/0	3	1	2	1.0-4	0.0-0	0/0	0	1-12
2016	13/4	24	6	18	4.5-14	0.0-0	0/0	1	0-0
2017	6/2	12	4	8	0.0-0	0.0-0	1/0	1	0-0
2018	10/0	12	3	9	1.5-8	1.0-8	0/0	0	0-0
TOTAL	38/6	51	15	36	7.0-26	1.0-8	1/0	2	1-12

THOMAS' 2018 GAME-BY-GAME STATS

OPPONENT	TT	UA	A	TFL-YDS	SCK-YDS	FF/FR	PBU	INT-YDS
Stephen F. Austin					---DNP---			
at Kansas State	1	1	0	0.0-0	0.0-0	0/0	0	0-0
Louisiana					---DNP---			
at Kentucky	1	0	1	0.0-0	0.0-0	0/0	0	0-0
Florida	3	1	2	0.0-0	0.0-0	0/0	0	0-0
Auburn	1	0	1	0.0-0	0.0-0	0/0	0	0-0
at LSU	1	0	1	0.0-0	0.0-0	0/0	0	0-0
Texas A&M	3	1	2	1.5-8	1.0-8	0/0	0	0-0
Louisiana Tech	1	0	1	0.0-0	0.0-0	0/0	0	0-0
at Alabama	0	0	0	0.0-0	0.0-0	0/0	0	0-0
Arkansas	0	0	0	0.0-0	0.0-0	0/0	0	0-0
at Ole Miss	1	0	1	0.0-0	0.0-0	0/0	0	0-0
TOTAL	12	3	9	1.5-8	1.0-8	0/0	0	0-0



DEDDRICK THOMAS

2

Wide Receiver • 5-9 • 190 • 2L • Junior
Memphis, Tenn. (Memphis Central)

THOMAS' QUICK HITS

- A shifty slot receiver who returns after a breakout sophomore campaign
- A contributor in the return game with one career touchdown to his credit
- Made switch from No. 4 to No. 2 due to Gerri Green also being on special teams
- Ended the regular season with zero drops on 18 catchable targets and was one of just three wide receivers in the SEC with a 0% drop rate and 10+ reception, joining Florida's Josh Hammond and Alabama's Henry Ruggs
- Reeled in two passes for 53 yards, including a career-long reception of 44 yards, against Louisiana (9/15)
- Saw his first action of the season as a kick returner at Kentucky (9/22) with one return for 22 yards
- Earned first start at receiver against Florida (2/29), making two receptions for 21 yards
- Caught three passes for a career-high 70 yards versus Louisiana Tech (11/3), including a 36-yard touchdown reception in the first quarter for his first score of the season. His touchdown versus Louisiana Tech was his first since the 2017 Egg Bowl
- Against Louisiana Tech, returned two punts for 41 yards, including a season long of 27 yards, and averaged 20.5 yards per punt return. Also added a kick return for 20 yards
- Reeled in two passes for 23 yards, including a 9-yard touchdown in the closing seconds of the first half at Ole Miss (11/22)

THOMAS' CAREER STATS

YEAR	G/GS	NO.	YDS	AVG.	TD	LP/OPPONENT
2016	10/0	5	44	8.8	1	15/UMASS
2017	13/0	22	227	10.3	4	24/CSU
2018	12/8	17	240	14.1	2	44/LOUISIANA
TOTAL	35/8	44	511	11.6	7	44/LOUISIANA

THOMAS' KICK RETURN STATS

YEAR	G/GS	NO.	YDS	AVG.	LG	TD
2016	10/0	0	0	0.0	0	0
2017	13/0	6	129	21.5	34	0
2018	12/8	5	92	17.5	22	0
TOTAL	35/8	11	221	20.1	34	0

THOMAS' CAREER PUNT RETURN STATS

YEAR	G/GS	NO.	YDS	AVG.	TD	LP/OPPONENT
2016	10/0	0	0	0.0	0	---
2017	13/0	6	104	17.3	1	83/UMASS
2018	12/8	6	35	5.8	0	27/LA TECH
TOTAL	35/8	12	139	11.6	1	83/UMASS

THOMAS' 2018 GAME-BY-GAME STATS

OPPONENT	NO.	YDS	AVG.	TD
Stephen F. Austin	1	20	20.0	0
at Kansas State	0	0	0.0	0
Louisiana	2	53	26.5	0
Kentucky	0	0	0.0	0
Florida*	2	21	10.5	0
Auburn*	2	9	4.5	0
at LSU*	1	15	15.0	0
Texas A&M*	2	4	2.0	0
Louisiana Tech*	3	70	23.3	1
at Alabama*	2	25	12.5	0
Arkansas*	0	0	0.0	0
at Ole Miss*	2	23	11.5	1
TOTAL	17	240	14.1	2



ERROLL THOMPSON

40

Linebacker • 6-1 • 250 • 1L • Sophomore
Florence, Ala. (Florence)

THOMPSON'S QUICK HITS

- Nickname is "E"
- Named to the 2018 Associated Press All-SEC Second Team
- His 90.9 coverage grade by Pro Football Focus for the season ranked first among all SEC linebackers
- Allowed just 0.44 yards per coverage snap, which ranked second in the league over the regular season
- Collected seven solo tackles, including his first sack of the season, while registering the first interception of his career at Kansas State (9/8)
- Interception against the Wildcats was a diving, on-handed snag that halted a KSU drive in Bulldog territory
- Led the Bulldogs at Kentucky (9/22) with seven total tackles, including 1.5 tackles for loss and 0.5 sack
- Grabbed 14 total tackles against Florida (9/29) to become the first Bulldog to record 10+ tackles in a game since Mark McLaurin recorded 11 in the 2017 TaxSlayer Bowl
- Collected nine tackles on the road at No. 5 LSU, including a half tackle for loss
- Recorded seven tackles, including 0.5 for loss, and an interception versus No. 16 Texas A&M (10/27)
- Facing fourth and goal with less than three minutes to play, he intercepted a Kellen Mond pass in the endzone to prevent a potential game-tying score.
- Collected a team-high nine tackles, including 0.5 tackles for loss versus Louisiana Tech (11/3)
- Turned in his second double-digit tackling performance of his career with 10 stops versus Arkansas (11/17), setting a career high with 2.5 tackles for loss and matching his career-best output in sacks with 1.5
- Collected a team-high seven tackles, including two tackles for loss, a half sack and two quarterback hurries in MSU's Thanksgiving victory over Ole Miss (11/22)

THOMPSON'S CAREER STATS

YEAR	G/GS	TT	UA	A	TFL-YDS	SCK-YDS	FF/FR	PBU	INT-YDS
2017	13/3	46	21	25	5.5-36	2.5-18	1/0	1	0-0
2018	12/12	84	29	55	8.5-34	3.5-26	0/0	0	2-0
TOTAL	25/15	130	50	80	14.0-70	6.0-44	1/0	1	2-0

THOMPSON'S 2018 GAME-BY-GAME STATS

OPPONENT	TT	UA	A	TFL-YDS	SCK-YDS	FF/FR	PBU	INT-YDS
Stephen F. Austin*	3	1	2	0.0-0	0.0-0	0/0	0	0-0
at Kansas State*	7	7	0	1.0-1	1.0-1	0/0	0	1-0
Louisiana*	3	0	3	0.0-0	0.0-0	0/0	0	0-0
at Kentucky*	7	1	6	1.0-5	0.5-4	0/0	0	0-0
Florida*	14	5	9	0.5-1	0.0-0	0/0	0	0-0
Auburn*	3	0	3	0.0-0	0.0-0	0/0	0	0-0
at LSU*	9	2	7	0.5-0	0.0-0	0/0	0	0-0
Texas A&M*	7	4	3	0.5-1	0.0-0	0/0	0	1-0
Louisiana Tech*	9	3	6	0.5-0	0.0-0	0/0	0	0-0
at Alabama*	5	3	2	0.0-0	0.0-0	0/0	0	0-0
Arkansas*	10	1	9	2.5-20	1.5-18	0/0	0	0-0
at Ole Miss*	7	2	5	2.0-6	0.5-3	0/0	0	0-0
TOTAL	84	29	55	8.5-34	3.5-26	0/0	0	2-0



KEYTAON THOMPSON

10

Quarterback • 6-4 • 225 • 1L • Sophomore
New Orleans, La. (Landry-Walker)

THOMPSON'S QUICK HITS

- Nickname is "K.T."
- An exceptional dual-threat quarterback that serves as MSU's primary back-up
- Making just his second career start during MSU's season opener versus Stephen F. Austin (9/1), tied the SEC and MSU single-game record for touchdowns responsible (7) while accounting for 473 yards of total offense
- The 473 yards of total offense ranked sixth in MSU single-game history. Thompson also tied an MSU single-game record with five touchdown passes, throwing for 364 yards
- Thompson became just the third player in MSU history to rush for 100 yards and throw for 300 yards in a game, joining Nick Fitzgerald and Dak Prescott. He was also just the fifth SEC player to achieve the feat since Oct. 24, 2015, joining Jalen Hurts (2016) and Chad Kelly (2015)
- The highlight of Thompson's night occurred when he fired an 84-yard touchdown, which was the longest completion at MSU in 14 years (2004)
- Seeing action in the fourth quarter versus Louisiana Tech (11/3), rushed three times for 42 yards, including a 19-yard touchdown
- Saw action during the third quarter versus Arkansas (11/17), completing three passes for 61 yards and touchdown while adding 12 yards on the ground

THOMPSON'S CAREER PASSING STATS

YEAR	G/GS	CMP	ATT	TD	PCT	YDS	INT
2017	10/1	32	66	2	.485	388	2
2018	8/1	18	39	6	.461	458	1
TOTALS	18/2	50	105	8	.476	846	3

THOMPSON'S CAREER RUSHING STATS

YEAR	G/GS	NO.	YDS	AVG.	TD
2017	10/1	75	446	5.9	6
2018	8/1	21	216	10.3	4
TOTALS	18/2	96	662	6.9	10

THOMPSON'S CAREER TOTAL OFFENSE

YEAR	G/GS	RUSH	PASS	TOTAL	AVG./G
2017	10/1	446	388	834	83.4
2018	8/1	216	485	701	87.6
TOTALS	18/2	662	846	1508	83.8

THOMPSON'S 2018 GAME-BY-GAME STATS

OPPONENT	CMP	ATT	INT	PCT	YDS	TD	RSH	YDS	TD
Stephen F. Austin*	13	31	0	.419	364	5	10	109	2
at Kansas State	0	0	0	.000	0	0	0	0	0
Louisiana	2	3	1	.667	33	0	5	52	1
at Kentucky	---	---	---	---	---	---	---	---	---
Florida	0	0	0	.000	0	0	0	0	0
Auburn	---	---	---	---	---	---	---	---	---
at LSU	0	0	0	.000	0	0	0	0	0
Texas A&M	0	0	0	.000	0	0	1	1	0
Louisiana Tech	0	1	0	.000	0	0	3	42	1
Arkansas	3	4	0	.750	61	1	2	12	0
at Ole Miss	---	---	---	---	---	---	---	---	---
TOTALS	18	39	1	.461	458	6	21	216	4



TIM WASHINGTON

50

Linebacker • 6-3 • 230 • 2L • Junior
Yazoo City, Miss. (Yazoo City)

WASHINGTON'S QUICK HITS

- Imposing linebacker that will be an option at that position
- Played a total of 37 games with the majority of his career action coming on special teams
- Has tallied at least one tackle in MSU's last five contests
- Recorded two tackles against Stephen F. Austin (9/1), including his first tackle for loss in his career
- Led the team with a career-high nine tackles against Louisiana (9/15), including a career-best 1.0 tackle for loss
- Made two tackles at No. 1 Alabama and saw significant action

WASHINGTON'S CAREER STATS

YEAR	G/GS	TT	UA	A	TFL-YDS	SCK-YDS	FF/FR	PBU	INT-YDS
2016	12/0	0	0	0	0.0-0	0.0-0	0/0	0	0-0
2017	130	8	1	7	0.0-0	0.0-0	0/0	0	0-0
2018	12/0	21	5	16	1.5-3	0.0-0	0/0	0	0-0
TOTAL	37/0	29	6	23	1.5-3	0.0-0	0/0	0	0-0

WASHINGTON'S 2018 GAME-BY-GAME STATS

OPPONENT	TT	UA	A	TFL-YDS	SCK-YDS	FF/FR	PBU	INT-YDS
Stephen F. Austin	2	0	2	0.5-2	0.0-0	0/0	0	0-0
at Kansas State	1	0	1	0.0-0	0.0-0	0/0	0	0-0
Louisiana	9	2	7	1.0-1	0.0-0	0/0	0	0-0
at Kentucky	0	0	0	0.0-0	0.0-0	0/0	0	0-0
Florida	2	1	1	0.0-0	0.0-0	0/0	0	0-0
Auburn	0	0	0	0.0-0	0.0-0	0/0	0	0-0
at LSU	0	0	0	0.0-0	0.0-0	0/0	0	0-0
Texas A&M	1	0	1	0.0-0	0.0-0	0/0	0	0-0
Louisiana Tech	2	1	1	0.0-0	0.0-0	0/0	0	0-0
at Alabama	2	0	2	0.0-0	0.0-0	0/0	0	0-0
Arkansas	1	0	1	0.0-0	0.0-0	0/0	0	0-0
at Ole Miss	1	1	0	0.0-0	0.0-0	0/0	0	0-0
TOTAL	21	5	16	1.5-3	0.0-0	0/0	0	0-0



AERIS WILLIAMS

26

Running Back • 6-1 • 215 • 3L • Senior
West Point, Miss. (West Point)



WILLIAMS' QUICK HITS

- Nickname is "A-Train"
- Owns eight 100-yard rushing games in his career
- Ranks eighth all-time in MSU history with 2,535 career rushing yards
- Racked up 15 yards on the ground and caught a 27-yard touchdown pass for his first receiving TD of his career in MSU's season opener versus Stephen F. Austin (9/1)
- Picked up 101 yards on the ground, with 61 of those yards coming after contact, and punched in his first rushing touchdown of the season against Louisiana (9/15)
- Earned first start of the season versus Texas A&M (10/27) in place of an injured Kylin Hill and rushed nine times for 35 yards while adding a 10-yard reception.
- Recorded two carries versus Louisiana Tech (11/3) and racked up 42 yards, including a 29-yard touchdown score
- Rushed 15 times versus Arkansas (11/17) for 104 yards to record his eighth 100-yard rushing game of his career and his second of the season
- Picked up 64 yards on the ground off 11 carries, including a 1-yard touchdown run in the fourth quarter at Ole Miss (11/22)

WILLIAMS' CAREER RUSHING STATS

YEAR	G/GS	NO.	YDS	AVG.	TD	LP/OPPONENT
2015	13/0	40	206	5.2	3	33/NC STATE
2016	13/3	137	720	5.3	4	36/OLE MISS
2017	13/12	236	1107	4.7	6	59/LA TECH
2018	11/2	79	502	6.4	3	29/LA TECH
TOTALS	50/17	492	2535	5.2	16	59/LA TECH

WILLIAMS' CAREER RECEIVING STATS

YEAR	G/GS	NO.	YDS	AVG.	TD	LP/OPPONENT
2015	13/0	6	18	3.0	0	9/KENTUCKY
2016	13/3	7	45	6.4	0	24/MIAMI
2017	13/12	16	142	8.9	0	28/LA TECH
2018	11/2	6	81	13.5	1	27/SFA
TOTAL	50/17	35	286	8.2	1	28/LA TECH

WILLIAMS' 2018 RUSHING GAME-BY-GAME STATS

OPPONENT	NO.	YDS	AVG.	TD
Stephen F. Austin	2	15	7.5	0
at Kansas State	---	DNP---		
Louisiana	11	101	9.2	1
at Kentucky	8	22	2.8	0
Florida	3	31	10.3	0
Auburn	5	32	6.4	0
at LSU	6	28	4.7	0
Texas A&M*	9	35	3.9	0
Louisiana Tech	2	42	21.0	1
at Alabama	7	28	4.0	0
Arkansas*	15	104	6.9	0
at Ole Miss	11	64	5.8	1
TOTAL	79	502	6.4	3

WILLIAMS' 2018 RECEIVING GAME-BY-GAME STATS

OPPONENT	NO.	YDS	AVG.	TD
Stephen F. Austin	1	27	27.0	1
at Kansas State	---	DNP---		
Louisiana	0	0	0.0	0
at Kentucky	1	8	8.0	0
Florida	0	0	0.0	0
Auburn	1	4	4.0	0
at LSU	0	0	0.0	0
Texas A&M*	1	10	10.0	0
Louisiana Tech	0	0	0.0	0
at Alabama	1	23	23.0	0
Arkansas*	1	9	9.0	0
at Ole Miss	0	0	0.0	0
TOTAL	6	81	13.5	1



AUSTIN WILLIAMS

85

Wide Receiver • 6-3 • 205 • RS • Freshman
Ocean Springs, Miss. (Ocean Springs)

WILLIAMS' QUICK HITS

- A promising redshirt freshman receiver with tremendous hands
- Received Top Dawg honors with a perfect 4.0 GPA in business administration during both the fall and spring semesters of 2017-18
- Made collegiate debut with a start against Stephen F. Austin (9/1), hauling in two receptions for 30 yards
- Collected first touchdown of his career with a 13-yard grab in the third quarter at Kansas State (9/8)
- Lone reception versus Louisiana (9/15) was a career-long catch for 25 yards
- Hauled in a career-best two touchdown catches on 52 yards receiving versus Arkansas (11/17)
- His two TD catches were the most by a Bulldog since Osirus Mitchell had two in the season-opener. They were also the most by a Bulldog freshman since Malik Dear had two in the 2015 Egg Bowl

WILLIAMS' CAREER STATS

YEAR	G/GS	NO.	YDS	AVG.	TD	LP/OPPONENT
2018	12/4	10	137	13.7	3	33/ARKANSAS
TOTAL	12/4	10	137	13.7	3	33/ARKANSAS

WILLIAMS' 2018 GAME-BY-GAME STATS

OPPONENT	NO.	YDS	AVG.	TD
Stephen F. Austin*	2	30	15.0	0
at Kansas State*	1	13	13.0	1
Louisiana*	1	25	25.0	0
at Kentucky*	2	4	2.0	0
Florida	0	0	0.0	0
Auburn	1	0	0.0	0
at LSU	0	0	0.0	0
Texas A&M	0	0	0.0	0
Louisiana Tech	1	13	13.0	0
at Alabama	0	0	0.0	0
Arkansas	2	52	26.0	2
at Ole Miss	0	0	0.0	0
TOTAL	10	137	13.7	3



BOWL HISTORY



ALL-TIME BOWL RESULTS (21 GAMES)

RECORD: 13-8

Date	Bowl	Opponent	Location	Venue	Attendance	Result	Score
1/1/37	Orange	Duquesne	Miami, Fla.	Orange Bowl	9,210	L	12-13
1/1/41	Orange	Georgetown	Miami, Fla.	Orange Bowl	29,554	W	14-7
12/21/63	Liberty	NC State	Philadelphia, Pa.	Philadelphia Stadium	8,309	W	16-12
12/28/74	Sun	North Carolina	El Paso, Texas	Sun Bowl	26,035	W	26-24
12/27/80	Sun	Nebraska	El Paso, Texas	Sun Bowl	34,723	L	17-31
12/31/81	Hall of Fame	Kansas	Birmingham, Ala.	Legion Field	41,672	W	10-0
12/29/91	Liberty	Air Force	Memphis, Tenn.	Liberty Bowl	61,497	L	15-38
1/1/93	Peach	North Carolina	Atlanta, Ga.	The Georgia Dome	69,125	L	17-21
1/2/95	Peach	NC State	Atlanta, Ga.	The Georgia Dome	64,902	L	24-28
1/1/99	Cotton	Texas	Dallas, Texas	Cotton Bowl	72,611	L	11-38
12/30/99	Peach	Clemson	Atlanta, Ga.	The Georgia Dome	73,315	W	17-7
12/31/00	Independence	Texas A&M	Shreveport, La.	Independence Stadium	36,974	W	43-41[OT]
12/29/07	Liberty	UCF	Memphis, Tenn.	Liberty Bowl	63,816	W	10-3
1/1/11	Gator	Michigan	Jacksonville, Fla.	EverBank Field	68,352	W	52-14
12/30/11	Music City	Wake Forest	Nashville, Tenn.	LP Field	55,208	W	23-17
1/1/13	Gator	Northwestern	Jacksonville, Fla.	EverBank Field	48,612	L	20-34
12/31/13	Liberty	Rice	Memphis, Tenn.	Liberty Bowl	57,846	W	44-7
12/31/14	Orange	Georgia Tech	Miami Gardens, Fla.	Sun Life Stadium	58,211	L	34-49
12/30/15	Belk	NC State	Charlotte, N.C.	Bank of America Stadium	46,423	W	51-28
12/26/16	St. Petersburg	Miami (Ohio)	St. Petersburg, Fla.	Tropicana Field	15,717	W	17-16
12/30/17	TaxSlayer	Louisville	Jacksonville, Fla.	EverBank Field	41,310	W	31-27

COACHES IN MSU BOWL GAMES

1/1/37	Orange	Duquesne	Ralph Sasse	John Smith
1/1/41	Orange	Georgetown	Allyn McKeen	Jack Hagerty
12/21/63	Liberty	North Carolina State	Paul Davis	Earle Edwards
12/28/74	Sun	North Carolina	Bob Tyler	Bill Dooley
12/27/80	Sun	Nebraska	Emory Bellard	Tom Osborne
12/31/81	Hall of Fame	Kansas	Emory Bellard	Don Fambrough
12/29/91	Liberty	Air Force	Jackie Sherrill	Fisher DeBerry
1/1/93	Peach	North Carolina	Jackie Sherrill	Mac Brown
1/2/95	Peach	North Carolina State	Jackie Sherrill	Mike O'Cain
1/1/99	Cotton	Texas	Jackie Sherrill	Mac Brown
12/30/99	Peach	Clemson	Jackie Sherrill	Tommy Bowden
12/31/00	Independence	Texas A&M	Jackie Sherrill	R.C. Slocum
12/29/07	Liberty	UCF	Sylvester Croom	George O'Leary
1/1/11	Gator	Michigan	Dan Mullen	Rich Rodriguez
12/30/11	Music City	Wake Forest	Dan Mullen	Jim Grobe
1/1/13	Gator	Northwestern	Dan Mullen	Pat Fitzgerald
12/31/13	Liberty	Rice	Dan Mullen	David Bailiff
12/31/14	Orange	Georgia Tech	Dan Mullen	Paul Johnson
12/30/15	Belk	NC State	Dan Mullen	Dave Doeren
12/26/16	St. Petersburg	Miami (Ohio)	Dan Mullen	Chuck Martin
12/30/17	TaxSlayer	Louisville	Greg Knox (interim)	Bobby Petrino

BEST BOWL-GAME WINNING PCT. BY MSU COACH

Coach	Record	Pct.
Sylvester Croom	1-0	1.000
Paul Davis	1-0	1.000
Greg Knox (interim)	1-0	1.000
Allyn McKeen	1-0	1.000
Bob Tyler	1-0	1.000
Dan Mullen	5-2	.714
Emory Bellard	1-1	.500
Jackie Sherrill	2-4	.333
Ralph Sasse	0-1	.000

MOST BOWL GAME WINS BY MSU COACH

Coach	Record	Pct.
Dan Mullen	5-2	.714
Jackie Sherrill	2-4	.333
Sylvester Croom	1-0	1.000
Paul Davis	1-0	1.000
Greg Knox (interim)	1-0	1.000
Allyn McKeen	1-0	1.000
Bob Tyler	1-0	1.000
Emory Bellard	1-1	.500
Ralph Sasse	0-1	.000

MSU BOWL GAMES MOST VALUABLE PLAYERS

1963 LIBERTY BOWL

Ode Burrell, HB

1974 SUN BOWL

Terry Vitrano, FB

Jimmy Webb, DT - Outstanding Lineman

1981 HALL OF FAME BOWL

John Bond, QB

John Bond, QB (MSU Offense)

Johnie Cooks, LB (MSU Defense)

1991 MSU LIBERTY BOWL

Kenny Roberts, RB (MSU Offense)

Keo Coleman, LB (MSU Defense)

1993 PEACH BOWL

Greg Plump, QB (MSU Offense)

Marc Woodard, LB (MSU Defense)

1995 PEACH BOWL

Tim Rogers, PK (MSU Offense)

Larry Williams, DL (MSU Defense)

1999 PEACH BOWL

Wayne Madkin, QB - Offensive

2000 INDEPENDENCE BOWL

Willie Blade, DT - Defensive

2007 LIBERTY BOWL

Derek Pegues, DB

2011 GATOR BOWL

Chris Relf, QB

2011 MUSIC CITY BOWL

Vick Ballard, RB

2013 LIBERTY BOWL

Dak Prescott, QB

Jameon Lewis, WR (MSU Offense)

Preston Smith, DE (MSU Defense)

2015 BELK BOWL

Dak Prescott, QB

2016 ST. PETERSBURG BOWL

Nick Fitzgerald, QB

2017 TAXSLAYER BOWL

Mark McLaurin, S

BOWL RECORDS - TEAM

PASSING

MOST COMPLETIONS

MSU: 33 vs. Georgia Tech (2014 Orange)
25 vs. NC State (2015 Belk)
25 vs. North Carolina (1993 Peach)
Opponent: 27 by Michigan (2011 Gator)
26 by Wake Forest (2011 Music City)

FEWEST COMPLETIONS

MSU: 3 vs. North Carolina (1974 Sun)
3 vs. NC State (1963 Liberty)
Opponent: 1 by Air Force (1991 Liberty)
5 by North Carolina (1974 Sun)
5 by NC State (1963 Liberty)
5 by Duquesne (1937 Orange)

MOST ATTEMPTS

MSU: 51 vs. Georgia Tech (2014 Orange)
45 vs. North Carolina (1993 Peach)
Opponent: 56 by Clemson (1999 Peach)
48 by Wake Forest (2011 Music City)

FEWEST ATTEMPTS

MSU: 6 vs. NC State (1963 Liberty)
8 vs. North Carolina (1974 Sun)
Opponent: 2 by Air Force (1991 Liberty)
11 by Texas A&M (2000 Independence)

MOST YARDS

MSU: 453 vs. Georgia Tech (2014 Orange)
380 vs. NC State (2015 Belk)
Opponent: 306 by Clemson (1999 Peach)
263 by Miami [Ohio] (2016 St. Petersburg)

FEWEST YARDS

MSU: 28 vs. NC State (1963 Liberty)
44 vs. North Carolina (1974 Sun)
Opponent: 10 by Air Force (1991 Liberty)
58 by NC State (1963 Liberty)

MOST INTERCEPTIONS THROWN

MSU: 4 vs. Northwestern (2013 Gator)
2 vs. North Carolina (1993 Peach)
2 vs. Nebraska (1980 Sun)
2 vs. Wake Forest (2011 Music City)
Opponent: 5 by Clemson (1999 Peach)
4 by Louisville (2017 TaxSlayer)
4 by Duquesne (1937 Orange)

PUNTING

MOST PUNTS

MSU: 11 vs. UCF (2007 Liberty)
11 vs. Georgetown (1941 Orange)
Opponent: 9 by Kansas (1981 Hall of Fame)
9 by Duquesne (1937 Orange)

HIGHEST PUNTING AVERAGE

MSU: 53.0 vs. NC State (1995 Peach)
Opponent: 48.0 by NC State (1995 Peach)

RETURNS

MOST PUNT RETURNS

MSU: 5 vs. Texas A&M (2000 Independence)
5 vs. Wake Forest (2011 Music City)
Opponent: 8 by Wake Forest (2011 Music City)

MOST PUNT RETURN YARDS

MSU: 101 vs. NC State (1995 Peach)
Opponent: 54 by UCF (2007 Liberty)

MOST KICKOFF RETURNS

MSU: 6 vs. Louisville (2017 TaxSlayer)
5 vs. Northwestern (2013 Gator)
5 vs. Texas A&M (2000 Independence)
5 vs. Texas (1999 Cotton)
5 vs. North Carolina (1974 Sun)
Opponent: 8 by Michigan (2011 Gator)

MOST KICKOFF RETURN YARDS

MSU: 141 vs. Louisville (2017 TaxSlayer)
129 vs. Texas (1999 Cotton)
Opponent: 191 by Michigan (2011 Gator)

RUSHING

MOST ATTEMPTS

MSU: 68 vs. North Carolina (1974 Sun)
58 vs. Michigan (2011 Gator)
Opponent: 69 by Air Force (1991 Liberty)
61 by Georgia Tech (2014 Orange)
54 by Nebraska (1980 Sun)

FEWEST ATTEMPTS

MSU: 32 vs. Texas (1999 Cotton)
33 vs. Northwestern (2013 Gator)
33 vs. Georgia Tech (2014 Orange)
33 vs. Miami [Ohio] (2016 St. Petersburg)
Opponent: 25 by Georgia Tech (2014 Orange)
32 by Rice (2013 Liberty)
34 by Clemson (1999 Peach)

MOST YARDS

MSU: 455 vs. North Carolina (1974 Sun)
277 vs. Louisville (2017 TaxSlayer)
Opponent: 452 by Georgia Tech (2014 Orange)
318 by Air Force (1991 Liberty)

FEWEST YARDS

MSU: 87 vs. Texas (1999 Cotton)
93 vs. Nebraska (1980 Sun)
Opponent: 35 by Kansas (1981 Hall of Fame)
61 by Rice (2013 Liberty)

SCORING

MOST POINTS SCORED

MSU: 52 vs. Michigan (2011 Gator)
51 vs. NC State (2015 Belk)
Opponent: 49 by Georgia Tech (2014 Orange)
41 by Texas A&M (2000 Independence)
38 by Texas (1999 Cotton)

LARGEST MARGIN OF VICTORY

MSU: 38 pts (52-14) vs. Michigan (2011 Gator)
37 pts (44-7) vs. Rice (2013 Liberty)
Opponent: 27 pts (38-11) by Texas (1999 Cotton)
23 pts (38-15) by Air Force (1991 Liberty)

MOST FIELD GOALS ATTEMPTED

MSU: 6 vs. NC State (1995 Peach)
Opponent: 3 by Louisville (2017 TaxSlayer)
3 by UCF (2007 Liberty)

MOST FIELD GOALS MADE

MSU: 5 vs. NC State (1995 Peach)
Opponent: 2 by Louisville (2017 TaxSlayer)
2 by Northwestern (2013 Gator)
2 by NC State (1995 Peach)

TOTAL OFFENSE

MOST YARDS

MSU: 605 vs. Georgia Tech (2014 Orange)
569 vs. NC State (2015 Belk)
533 vs. Rice (2013 Liberty)
499 vs. North Carolina (1974 Sun)
Opponent: 577 by Georgia Tech (2014 Orange)
463 by Texas (1999 Cotton)
433 by Miami [Ohio] (2016 St. Petersburg)

FEWEST YARDS

MSU: 158 vs. Georgetown (1941 Orange)
195 vs. Nebraska (1980 Sun)
Opponent: 145 by Rice (2013 Liberty)
206 by Kansas (1981 Hall of Fame)
219 by UCF (2007 Liberty)

MOST PLAYS

MSU: 86 vs. North Carolina (1993 Peach)
84 vs. Georgia Tech (2014 Orange)
Opponent: 90 by Clemson (1999 Peach)
86 by Wake Forest (2011 Music City)

FEWEST PLAYS

MSU: 56 vs. NC State (1963 Liberty)
59 vs. Texas A&M (2000 Independence)
59 vs. Wake Forest (2011 Music City)
Opponent: 48 by Rice (2013 Liberty)
53 by North Carolina (1993 Peach)
58 by Texas A&M (2000 Independence)

MISCELLANEOUS TEAM RECORDS

MOST FIRST DOWNS

MSU: 33 vs. Georgia Tech (2014 Orange)
27 vs. Rice (2013 Liberty)
26 vs. NC State (2015 Belk)
Opponent: 27 by Texas (1999 Cotton)
26 by Georgia Tech (2014 Orange)

FEWEST FIRST DOWNS

MSU: 8 vs. Georgetown (1941 Orange)
12 vs. Kansas (1981 Hall of Fame)
12 vs. Duquesne (1937 Orange)
Opponent: 7 by Rice (2013 Liberty)
13 by North Carolina (1993 Peach)

MOST PENALTIES

MSU: 21 vs. Clemson (1999 Peach)
11 vs. Louisville (2017 TaxSlayer)
11 vs. NC State (1963 Liberty)
Opponent: 8 by Clemson (1999 Peach)
7 by Kansas (1981 Hall of Fame)

MOST PENALTY YARDS

MSU: 188 vs. Clemson (1999 Peach)
122 vs. NC State (1963 Liberty)
Opponent: 90 by Georgetown (1941 Orange)
82 by Clemson (1999 Peach)
82 by Kansas (1981 Hall of Fame)

FEWEST PENALTIES

MSU: 1 vs. Duquesne (1937 Orange)
2 vs. Rice (2013 Liberty)
2 vs. Miami [Ohio] (2016 St. Petersburg)
Opponent: 1 by Duquesne (1937 Orange)
2 by NC State (1995 Peach)
2 by North Carolina (1974 Sun)

FEWEST PENALTY YARDS

MSU: 5 vs. Duquesne (1937 Orange)
23 vs. Michigan (2011 Gator)
Opponent: 5 by Duquesne (1937 Orange)
15 by NC State (1995 Peach)

MOST FUMBLES

MSU: 5 vs. Kansas (1981 Hall of Fame)
5 vs. Nebraska (1980 Sun)
Opponent: 3 by North Carolina (1974 Sun)
2 by four teams

MOST FUMBLES LOST

MSU: 4 vs. Nebraska (1980 Sun)
2 vs. Louisville (2017 TaxSlayer)
2 vs. Air Force (1991 Liberty)
2 vs. Wake Forest (2011 Music City)
Opponent: 2 by NC State (1963 Liberty)
1 by eight teams

BOWL RECORDS - INDIVIDUAL

PASSING

MOST COMPLETIONS

33 by Dak Prescott vs. Georgia Tech (2014 Orange)
25 by Dak Prescott vs. NC State (2015 Belk)
24 by Greg Plump vs. North Carolina (1993 Peach)
18 by Chris Relf vs. Michigan (2011 Gator)
17 by Dak Prescott vs. Rice (2013 Liberty)
17 by Wayne Madkin vs. Clemson (1999 Peach)
13 by Nick Fitzgerald vs. Miami [Ohio] (2016 St. Petersburg)
13 by Derrick Taite vs. NC State (1995 Peach)
12 by Tyler Russell vs. Northwestern (2013 Gator)
12 by Chris Relf vs. Wake Forest (2011 Music City)
12 by Matt Wyatt vs. Texas (1999 Cotton)

MOST ATTEMPTS

51 by Dak Prescott vs. Georgia Tech (2014 Orange)
42 by Dak Prescott vs. NC State (2015 Belk)
40 by Greg Plump vs. North Carolina (1993 Peach)
38 by Wayne Madkin vs. Clemson (1999 Peach)
28 by Dak Prescott vs. Rice (2013 Liberty)
28 by Tyler Russell vs. Northwestern (2013 Gator)
28 by Derrick Taite vs. NC State (1995 Peach)
26 by Nick Fitzgerald vs. Miami [Ohio] (2016 St. Petersburg)
24 by Matt Wyatt vs. Texas (1999 Cotton)
23 by Chris Relf vs. Michigan (2011 Gator)
20 by Keytaon Thompson vs. Louisville (2017 TaxSlayer)
20 by "PeeWee" Armstrong vs. Duquesne (1937 Orange)

MOST YARDS

453 by Dak Prescott vs. Georgia Tech (2014 Orange)
380 by Dak Prescott vs. NC State (2015 Belk)
287 by Greg Plump vs. North Carolina (1993 Peach)
283 by Dak Prescott vs. Rice (2013 Liberty)
281 by Chris Relf vs. Michigan (2011 Gator)
176 by Wayne Madkin vs. Clemson (1999 Peach)
156 by Matt Wyatt vs. Texas (1999 Cotton)
141 by Derrick Taite vs. NC State (1995 Peach)
136 by Nick Fitzgerald vs. Miami [Ohio] (2016 St. Petersburg)
129 by Chris Relf vs. Wake Forest (2011 Music City)

MOST TOUCHDOWN PASSES

4 by Dak Prescott vs. NC State (2015 Belk)
3 by Dak Prescott vs. Georgia Tech (2014 Orange)
3 by Dak Prescott vs. Rice (2013 Liberty)
3 by Chris Relf vs. Michigan (2011 Gator)
2 by Tyler Russell vs. Northwestern (2013 Gator)
2 by Wayne Madkin vs. Texas A&M (2000 Independence)

MOST INTERCEPTIONS THROWN

4 by Tyler Russell vs. Northwestern (2013 Gator)
2 by Greg Plump vs. North Carolina (1993 Peach)
2 by John Bond vs. Nebraska (1980 Sun)
2 by Chris Relf vs. Wake Forest (2011 Music City)

PUNTING

MOST PUNTS

11 by Blake McAdams vs. UCF (2007 Liberty)
11 by Sonny Bruce vs. Georgetown (1941 Orange)

HIGHEST PUNTING AVERAGE

53.0 by Andy Russ vs. N.C. State (1995 Peach)—3 punts
50.0 by Dana Moore vs. Nebraska (1980 Sun)—5 punts

BLOCKED PUNTS

Andre Bennett vs. NC State (1995 Peach)
Hunter Corhern vs. Georgetown (1941 Orange)

RECEIVING

MOST RECEPTIONS

9 by De'Runnya Wilson vs. Georgia Tech (2014 Orange)
9 by Jameon Lewis vs. Rice (2013 Liberty)
8 by Willie Harris vs. North Carolina (1993 Peach)
6 by Joe Morrow vs. Georgia Tech (2014 Orange)
6 by Fred Ross vs. Georgia Tech (2014 Orange)
7 by Fred Ross vs. NC State (2015 Belk)

MOST YARDS

220 by Jameon Lewis vs. Rice (2013 Liberty)
127 by Willie Harris vs. North Carolina (1993 Peach)
117 by Joe Morrow vs. Georgia Tech (2014 Orange)
105 by De'Runnya Wilson vs. Georgia Tech (2014 Orange)
102 by Fred Ross vs. Georgia Tech (2014 Orange)
96 by De'Runnya Wilson vs. NC State (2015 Belk)
79 by LaDarius Perkins vs. Michigan (2011 Gator)
79 by Mardye McDole vs. Nebraska (1980 Sun)
78 by Brandon Holloway vs. NC State (2015 Belk)
74 by Fred Ross vs. NC State (2015 Belk)

MOST TOUCHDOWN RECEPTIONS

2 by Brandon Holloway vs. NC State (2015 Belk)
2 by De'Runnya Wilson vs. Georgia Tech (2014 Orange)
1 by Fred Ross vs. NC State (2015 Belk)
1 by De'Runnya Wilson vs. NC State (2015 Belk)
1 by Fred Ross vs. Georgia Tech (2014 Orange)
1 by Malcolm Johnson vs. Rice (2013 Liberty)
1 by LaDarius Perkins vs. Rice (2013 Liberty)
1 by Artimus Samuel vs. Rice (2013 Liberty)
1 by Arceto Clark vs. Northwestern (2013 Gator)
1 by Malcolm Johnson vs. Northwestern (2013 Gator)
1 by Michael Carr vs. Michigan (2011 Gator)
1 by Arceto Clark vs. Michigan (2011 Gator)
1 by Arceto Clark vs. Wake Forest (2011 Music City)
1 by Ricco Sanders vs. Michigan (2011 Gator)
1 by Donald Lee vs. Texas A&M (2000 Independence)
1 by Diconze Miller vs. Texas A&M (2000 Independence)
1 by Dontae Walker vs. Clemson (1999 Peach)
1 by Lahitia Grant vs. Texas (1999 Cotton)
1 by Olanda Truitt vs. North Carolina (1993 Peach)
1 by Trenell Edwards vs. Air Force (1991 Liberty)
1 by Michael Haddix vs. Nebraska (1980 Sun)
1 by Fred Walters vs. Duquesne (1937 Orange)

RUSHING

MOST ATTEMPTS

27 by Keytaon Thompson vs. Louisville (2017 TaxSlayer)
24 by Anthony Dixon vs. UCF (2007 Liberty)
24 by Walter Packer vs. North Carolina (1974 Sun)
23 by Donald Ray King vs. Nebraska (1980 Sun)
22 by James Johnson vs. Texas (1999 Cotton)
20 by Vick Ballard vs. Michigan (2011 Gator)
20 by Terry Vitrano vs. North Carolina (1974 Sun)
19 by LaDarius Perkins vs. Northwestern (2013 Gator)
18 by Nick Fitzgerald vs. Miami [Ohio] (2016 St. Petersburg)
17 by John Bond vs. Kansas (1981 Hall of Fame)

MOST YARDS

183 by Walter Packer vs. North Carolina (1974 Sun)
180 by Vick Ballard vs. Wake Forest (2011 Music City)
164 by Terry Vitrano vs. North Carolina (1974 Sun)
155 by Keytaon Thompson vs. Louisville (2017 TaxSlayer)
143 by Dontae Walker vs. Texas A&M (2000 Independence)
134 by Nick Fitzgerald vs. Miami [Ohio] (2016 St. Petersburg)
112 by James Johnson vs. Texas (1999 Cotton)

MOST RUSHING TOUCHDOWNS

3 by Keytaon Thompson vs. Louisville (2017 TaxSlayer)
3 by Vick Ballard vs. Michigan (2011 Gator)
3 by Dontae Walker vs. Texas A&M (2000 Independence)
2 by Nick Fitzgerald vs. Miami [Ohio] (2016 St. Petersburg)
2 by Dak Prescott vs. Rice (2013 Liberty)
2 by Vick Ballard vs. Wake Forest (2011 Music City)
2 by Walter Packer vs. North Carolina (1974 Sun)

SCORING

MOST POINTS SCORED

18 by Keytaon Thompson vs. Louisville (2017 TaxSlayer)
18 by Vick Ballard vs. Michigan (2011 Gator)
18 by Dontae Walker vs. Texas A&M (2000 Independence)
16 by Tim Rogers vs. NC State (1995 Peach)
12 by Nick Fitzgerald vs. Miami [Ohio] (St. Petersburg)
12 by Brandon Holloway vs. NC State (2015 Belk)
12 by De'Runnya Wilson vs. Georgia Tech (2014 Orange)
12 by Dak Prescott vs. Rice (2013 Liberty)
12 by Vick Ballard vs. Wake Forest (2011 Music City)
12 by Walter Packer vs. North Carolina (1974 Sun)

MOST FIELD GOALS ATTEMPTED

6 by Tim Rogers vs. NC State (1995 Peach)
3 by Dana Moore vs. Kansas (1981 Hall of Fame)
2 by Jace Christmann vs. Louisville (2017 TaxSlayer)
2 by Evan Sobiesk vs. Georgia Tech (2014 Orange)
2 by Devon Bell vs. Northwestern (2013 Gator)
2 by Brian Hazelwood vs. Texas (1999 Cotton)
2 by Chris Gardner vs. North Carolina (1993 Peach)
2 by Vic Nickels vs. North Carolina (1974 Sun)
2 by Justin Canale vs. NC State (1963 Liberty)

MOST FIELD GOALS MADE

5 by Tim Rogers vs. NC State (1995 Peach)
2 by Evan Sobiesk vs. Georgia Tech (2014 Orange)
2 by Devon Bell vs. Northwestern (2013 Gator)
2 by Vic Nickels vs. North Carolina (1974 Sun)

MISCELLANEOUS

MOST INTERCEPTIONS

3 by Mark McLaurin vs. Louisville (2017 TaxSlayer)
2 by Nickoe Whitley vs. Northwestern (2013 Gator)
1 by many players (most recent follow)
1 by Cam Dantzler vs. Louisville (2017 TaxSlayer)

MSU LONG PLAYS

LONGEST RUSH

72, Vick Ballard vs. Wake Forest (2011 Music City)

LONGEST PASS

81, Chris Relf to LaDarius Perkins vs. Michigan (2011 Gator)

LONGEST PUNT

82, Ike Pickle vs. Duquesne (1937 Orange)

LONGEST FIELD GOAL

47, Devon Bell vs. Northwestern (2013 Gator)
47, Dana Moore vs. Nebraska (1980 Sun)

LONGEST PUNT RETURN

50, Keffer McGee vs. NC State (1995 Peach)

LONGEST KICKOFF RETURN

62, Glen Young vs. Nebraska (1980 Sun)

LONGEST INTERCEPTION RETURN

40, Derek Pegues vs. UCF (2007 Liberty)

OPPONENT LONG PLAYS

LONGEST RUSH

75, Lamar Jackson of Louisville (2017 TaxSlayer)

LONGEST PASS

72, B. Brumbaugh to E. Hefferle of Duquesne (1937 Orange)

LONGEST PUNT

63, Bucky Scribner of Kansas (1981 Hall of Fame)

LONGEST FIELD GOAL

47, Kris Stockton of Texas (1999 Cotton Bowl)

LONGEST PUNT RETURN

24, Bracey Walker of North Carolina (1993 Peach)


LONGEST KICKOFF RETURN

41, Martavious Odoms of Michigan (2011 Gator)

LONGEST INTERCEPTION RETURN

44, Cliff Baskerville of North Carolina (1993 Peach)

BOWL HISTORY - 1937 ORANGE BOWL



MISSISSIPPI STATE DUQUESNE

January 1, 1937 • Orange Bowl • Miami, Fla.

12
13

A desperation 72-yard touchdown pass from tailback Boyd Brumbaugh to end Ernie Hefferlie spelled an end to Mississippi State's upset hopes as Duquesne edged the Bulldogs 13-12 in the first decade of Orange Bowl history.

With time running out, coach John "Little Clipper" Smith's Dukes went to the air. His team had thrown six straight incompletions before Brumbaugh heaved one after fading back all the way to his own 20-yard line. Hefferlie cradled it in at the State 25 and scored untouched for the game-winner.

"A shouting, shirt-sleeved crowd of 9,210 went wild when Brumbaugh's bull's eye in the final period pulled the Dukes from almost certain defeat," a local newspaper account detailed.

Coach **Ralph Sasse's** Bulldogs, who ended the year at a hearty 7-3-1 after the postseason clash, scored first on a 10-yard run by back **Ike Pickle**. Pickle later boomed an 82-yard punt for an Orange Bowl record that still stands.

After Brumbaugh plunged 1 yard and a PAT kick put the Dukes of Pittsburgh, Pa., ahead 7-6, State reversed the advantage again when tailback **Pee Wee Armstrong** of Meridian lofted a 40-yard touchdown pass to **Fred Walters** of Laurel to give the Bulldogs a 12-7 lead. That same twosome had combined for a 65-yard scoring pass to give MSU a stunning 13-7 upset at Army during the 1935 season.

Armstrong's scintillating passes had provided State with the impetus to gain the lead. His aerial strikes set up Pickle's touchdown run prior to his throw to Walters to gain Mississippi State the lead.

Brumbaugh later found Hefferlie for the game-winning TD pass in the fourth quarter. The Dukes edged State after two Bulldog conversion tries had failed.

The narrow loss to Duquesne was a microcosm of the '36 season for State. The Maroons lost three games by a total of 20 points.

Mississippi State	6	6	0	0	=	12
Duquesne	0	7	0	6	=	13

MSU — Pickle 10 run (kick failed)

DU — Brumbaugh 1 run (Brumbaugh kick)


MSU — Walters 40 pass from Armstrong (kick failed)

DU — Hefferlie 72 pass from Brumbaugh (kick failed)

	MSU	DU
First Downs	12	14
Rushing Yards	111	199
Passing Yards	159	110
Passes (C-A-I)	8-23-0	5-15-4
Total Offense	270	309
Fumbles-Lost	0-0	0-0
Penalties-Yards	1-5	1-5



BOWL HISTORY - 1941 ORANGE BOWL



#9 MISSISSIPPI STATE #13 GEORGETOWN

January 1, 1941 • Orange Bowl • Miami, Fla.

14
7

The Associated Press proclaimed following State's standout season: "Mississippi State reigns as undisputed king of football in the Deep South. State's 13-0 trouncing of Alabama and subsequent acceptance of an Orange Bowl bid eliminated any doubt that the Maroons were gridiron kings of these parts."

Almost a year before the United States of America officially entered World War II, Mississippi State downed the Georgetown Hoyas (who reigned strongly in Eastern football circles in those days) 14-7 in the '41 Orange Bowl to end the year with a 10-0-1 record and a No. 9 ranking nationally.

Coach **Allyn McKeen**'s crew scored in the first quarter when tackle **John Tripson** covered a blocked Hoya punt in the end zone and **Wilbur Dees**' extra point gave the Bulldogs a quick 7-0 lead.

State's rugged defense took control in the second quarter after the Bulldogs had jumped ahead 14-0 when tailback **Billy Jefferson** scored on a 2-yard dive play and **Sonny Bruce** kicked the PAT.

Georgetown dented Coach McKeen's vaunted defense for the lone Hoyas' TD of the day in the third quarter when Benny Castiglia hit paydirt on a 2-yard run. But MSU managed good ball control behind the running of tailback **Harvey Johnson** and the defensive work of all-America end **Buddy Elrod** to secure its first bowl win.

State was led by Starkville native **Hunter Corhern**, a captain of the team and an outstanding guard. MSU was considered to have the finest line in the South during the '40 season, a group that boasted three all-Southeastern Conference performers, plus the aforementioned Elrod, a consensus all-America.

When asked to compare all his great teams at Mississippi State, head coach Allyn McKeen said, "Some of the school's greatest wins came during the 1939 season, but I have to go with the 1940 team as my best."

Mississippi State	7	7	0	0	=	14
Georgetown	0	0	7	0	=	7


MSU — Tripson blocked-punt recovery (Dees kick)

MSU — Jefferson 2 run (Bruce kick)

GU — Castiglia 2 run (Lio kick)

	MSU	GU
First Downs	8	14
Rushing Yards	106	125
Passing Yards	52	104
Passes (C-A-I)	5-11-0	10-23-3
Total Offense	158	229
Fumbles-Lost	2-0	1-0
Penalty Yards	71	90

Attendance: 29,554



BOWL HISTORY - 1963 LIBERTY BOWL



MISSISSIPPI STATE NC STATE

16
12

December 21, 1963 • Philadelphia Stadium • Philadelphia, Penn.

Hot coffee froze on press box ledges between kickoff and halftime, but the action on the field was warm enough to offset eight-degree temperatures and 17 mile-per-hour winds outside as coach **Paul Davis**’ Bulldogs took a 16-12 win over the North Carolina State Wolfpack.

As the Bulldogs capped a 7-2-2 season before their first national television audience (on NBC, with the legendary Lindsey Nelson providing play-by-play) at Philadelphia Stadium, a blocked punt helped provide MSU’s margin of victory for the second bowl game in a row.


In the first quarter, MSU end **Bill McGuire** blocked a Dave Houtz punt at the N.C. State 26, and fellow end **Tommy Inman** scooped up the loose football and ran it 11 yards for an MSU score. **Justin Canale**’s PAT made it 7-0. Quarterback **Sonny Fisher** gave the Bulldogs a little more breathing room later in the period as the Laurel, Miss., resident sprinted 3 yards for a second touchdown. Canale’s extra-point kick failed, but the future pro football standout later redeemed himself.

He gave MSU a 16-0 second-quarter lead with a 43-yard field goal into the gusty wind.

But North Carolina State made a bit of a comeback bid, aided by 122 yards on 11 penalties assessed against the aggressive Bulldogs. The Wolfpack scored the last two touchdowns of the game, but both two-point conversion attempts failed.

Coach Davis and his team had heaters on the State bench and a Plexiglas canopy to protect them from the frigid air.

“The defense did a good job all day, especially considering the conditions,” Davis said. “We had a stronger line.”



Mississippi State	13	3	0	0	=	16
NC State	0	6	0	6	=	12

- MSU — Inman 11 blocked-punt return (Canale kick)
- MSU — Fisher 3 run (kick failed)
- MSU — Canale 43 FG
- NCSU — Rossi 1 run (pass failed)
- NCSU — Barlow 5 pass from Rossi (pass failed)

	MSU	NCSU
First Downs	16	15
Rushing Yards	53-275	52-176
Passing Yards	28	58
Passes (C-A-I)	3-6-1	5-12-0
Total Offense	303	234
Fumbles-Lost	2-1	2-2
Penalties-Yards	11-122	3-25


Rushing: (MSU) Granger 13-94, Fisher 16-81 1TD, Burrell, 10-69, Hodges 8-21, Sparks 4-18, Edwards 2-(-8); (NCSU) Rossi 18-67 1TD, Falzarano 12-42, Scarpati 7-22, Kazarsky 7-21, Clark 7-17, Houtz 1-7.

Passing: (MSU) Edwards 1-1-18-0; Fisher 2-5-10-1; (NCSU) Rossi 5-12-58-0 1TD.

Receiving: (MSU) Bland 2-17, Inman 1-11; (NCSU) Barlow 3-30 1TD, Clark 1-23, Scarpati 1-5.

Attendance: 8,309

BOWL HISTORY - 1974 SUN BOWL



MISSISSIPPI STATE NORTH CAROLINA

December 28, 1974 • Sun Bowl • El Paso, Texas

26
24

Mississippi State's 26-24 Sun Bowl win over North Carolina was one of the truly great contests of the 1974-75 bowl season.

Coach **Bob Tyler**'s Bulldogs, who finished 9-3 and 18th in the nation, set the stage for the game when Most Valuable Offensive Player **Terry Vitrano** took a handoff from quarterback **Rockey Felker** and sprinted 55 yards on the game's opening play.

While a rising fog blanketed the field during most of the first half, Vitrano gained big chunks of real estate to end the day with 164 yards on 20 carries, including a game-winning, two-yard touchdown run.

That run capped a 6:29 drive that ate most of the fourth-quarter clock, ending at the 3:41 mark. Three times MSU faced third downs on the drive and State faced a fourth-and-2 at the UNC 25-yard line, where Felker called his own number, clawing for 15 yards. Felker then ran eight more yards to set up Vitrano winning score.

The drive reminded both Tyler and Felker of the Bulldogs' 29-28 win over Memphis State earlier in the year, a game in which State drove 98 yards in the closing two minutes for the win.

All-America defensive tackle **Jimmy Webb**, named Most Valuable Defensive Player in the game, registered one of his most critical 12 tackles of the day on a fourth-and-short situation at midfield in the fourth quarter to preserve the MSU win.

MSU's All-SEC tailback **Walter Packer** piled up 183 yards on 24 attempts, scoring on runs of 1 and 16 yards while **Vic Nickels** kicked field goals of 24 and 32 yards.

Mississippi State's 455 yards of rushing, which still stand as a Sun Bowl record, were just a bit much for the Tar Heels, coached by MSU grad Bill Dooley. "This team was better than we expected in a lot of ways," Tyler said. "I think we're a year ahead. We established unity in our program that usually takes two seasons to establish. I've never been more confident or enthusiastic about the future than I am right now."



Mississippi State	7	3	10	6	=	26
North Carolina	7	0	14	3	=	24

- MSU — Packer 1 run (Nickels kick)
- UNC — Betterson 1 run (Alexander kick)
- MSU — Nickels 24 FG
- UNC — Betterson 6 run (Alexander kick)
- MSU — Packer 16 run (Nickels kick)
- UNC — Jerome 29 pass from Kupec (Alexander kick)
- MSU — Nickels 32 FG
- UNC — Alexander 26 FG
- MSU — Vitrano 2 run (kick failed)

	MSU	UNC
First Downs	25	22
Rushes-Yards	68-455	54-277
Passing Yards	44	125
Passes (C-A-I)	3-8-0	5-15-1
Total Offense	499	402
Fumbles-Lost	1-1	3-0
Penalties-Yards	5-45	2-30

RUSHING: (MSU) Packer 24-183 2TD, Vitrano 20-164 1TD, Felker 14-69, Johnson 7-22, Smith 3-17; (UNC) Voight 17-90, Betterson 19-84 2TD, Oliver 9-57, Lamens 4-32, Jerome 4-14, Kupec 1-(-10).

PASSING: (MSU) Felker 2-7-33-0; Johnson 1-1-11-0; (UNC) Kupec 5-15-125-1 1TD.

RECEIVING: (MSU) Lewis 2-27, Barkum 1-17; (UNC) Norton 2-61, Jerome 2-42 1TD, Waddell 1-22.

Attendance: 26,035

BOWL HISTORY - 1980 SUN BOWL



#17 MISSISSIPPI STATE #8 NEBRASKA

17
31

December 27, 1980 • Sun Bowl • El Paso, Texas

The scene was the same as six years earlier in the Sun Bowl when Mississippi State engaged a team that had as much talent as any football power in the nation.

This bowl trip proved to be less successful, however, as coach Tom Osborne's Huskers prevailed in a 31-17 contest.


Mississippi State had won five consecutive regular-season games to enter the contest with a 9-2 record under coach **Emory Bellard**, but Nebraska was just a bit too deep and powerful as the Huskers took a 17-0 halftime lead.

State's high-powered offensive attack, which set school records for total offense and rushing offense, later cut the margin to 24-17 behind the option play of freshman quarterback **John Bond** of Valdosta, Ga. He ran for one touchdown on a 1-yard sneak and hit all-SEC tailback **Michael Haddix** of Walnut, Miss., for an 11-yard TD pass and MSU's final touchdown.

The day, however, belonged to Nebraska's defense, which held Bond to minus-8 yards rushing on 16 carries, and to seven completions in 19 attempts with two interceptions.

Sophomore kicking specialist **Dana Moore** from Baton Rouge, La., booted a 47-yard field goal and had a 64-yard punt, enabling him to achieve an MSU-record, 50-yard punting average for the afternoon.

"I am proud of our team and the season we had," Bellard said. "We just flat out gave Nebraska too many opportunities. Our defense played well enough to win. Looking at what we have, we will be back next year."



Mississippi State	0	0	3	14	=	17
Nebraska	7	10	7	7	=	31

UN — Brown 23 run (Seibel kick), 12:30 1st

UN — Seibel 22 FG, 3:23 2nd

UN — Finn 8 pass from Quinn (Seibel kick), 1:57 2nd

MSU — Moore 47 FG, 7:12 3rd

UN — Franklin 2 run (Seibel kick), 2:16 3rd

MSU — Bond 1 run (Morgan kick), 11:44 4th

UN — McCrady 52 pass from Quinn (Seibel kick), 3:21 4th

MSU — Haddix 11 pass from Bond (Morgan kick), 1:00 4th

	MSU	UN
First Downs	15	16
Rushes-Yards	53-93	54-159
Passing Yards	102	159
Passes (C-A-I)	7-19-2	9-19-1
Total Offense	195	318
Fumbles-Lost	5-4	1-1
Penalties-Yards	4-30	4-37

RUSHING: (MSU) King 23-96, Haddix 4-14, Wonsley 1-8, McDole 5-7, Collins 1-2, Parenton 2-(-4), Bond 16-(-8), Moore 1-(-21); (UN) Franklin 17-67 1TD, Redwine 13-42, Brown 1-23 1TD, Craig 5-13, Steels 2-9, Kotera 2-7, Johnson 3-3, Quinn 11-(-5).

PASSING: (MSU) Bond 7-19-102-2 1TD; (UN) Quinn 9-19-151-1 2TD.

RECEIVING: (MSU) McDole 4-69, Price 1-25, Haddix 1-11 1TD, Doss 1-7; (UN) McCrady 2-107 1TD, Brown 2-16, Steels 2-14, Davies 1-9, Finn 1-8 1TD, Kotera 1-5.

Attendance: 34,723.

BOWL HISTORY - 1981 SUN BOWL



MISSISSIPPI STATE KANSAS

10
0

December 31, 1981 • Legion Field • Birmingham, Ala.

With Defensive Most Valuable Player and all-America linebacker **Johnie Cooks** of Leland, Miss., leading a fierce charge, Mississippi State scored its first bowl shutout win by downing the Kansas Jayhawks of the Big Eight Conference 10-0 to improve its bowl record to 4-2.

It was, indeed, a day for the defense.

The Bulldogs, aided by a steady mist that fell throughout the day, held Kansas to 35 yards rushing on 40 attempts, intercepted a pair of Jayhawk passes, and forced a fumble. State recorded its first shutout since 1979.

Lightning struck early for the Bulldogs as all-SEC defensive back **Rob Fesmire** of Nashville, Tenn., recovered a Ricky Green fumble on the opening kickoff and the opportunistic Bulldogs scored on the next play. Quarterback **John Bond**, State's Offensive Most Valuable Player and the game's MVP, sprinted 17 yards around right end on the first play from scrimmage and **Bob Morgan's** PAT gave the Bulldogs an early 7-0 lead.

Place-kicker **Dana Moore** iced the game with a 22-yard field goal with just over 11 minutes left in the first half for the final margin of victory. The Bulldogs advanced to 8-4 and moved up to 17th in the final AP national poll.

Moore also set a record, averaging 49.1 yards per punt on nine kicks.

Wingback **Danny Knight** of Natchez, Miss., contributed a big 37-yard sprint down the left sideline on a third-and-long situation while Cooks, defensive tackles **Glen Collins**, **Earnest Barnes** and a number of unsung heroes on the specialty teams gathered together to provide the Bulldogs with the ingredients necessary for a satisfying bowl win.

"The whole defensive unit played extremely well," MSU head coach **Emory Bellard** said. "We didn't ring the bell quite enough on offense, but we did move the ball down the field a good bit."

Mississippi State	7	3	0	0	=	10
Kansas	0	0	0	0	=	0

MSU — Bond 17 run (Morgan kick)

MSU — Moore 22 FG

	MSU	KU
First Downs	12	14
Rushing Yards	53-236	40-35
Passing Yards	51	171
Passes (C-A-I)	5-16-0	15-31-2
Total Offense	287	206
Fumbles-Lost	5-1	1-1
Penalties-Yards	10-65	7-82

RUSHING: (MSU) Knight 10-79, Bond 17-79 1TD, King 14-38, Haddix 7-25, Windham 3-5, Edwards 1-5, Wonsley 1-5; (KU) Taylor 20-61, Jones 7-20, Green 1-(-2), Smith 7-(-9), Frederick 5-(-35).

PASSING: (MSU) Bond 5-16-51-0; (KU) Smith 8-22-61-2; Frederick 7-9-110-0.

RECEIVING: (MSU) Haddix 2-16, Price 1-15, Richardson 1-13, Aldredge 1-7; (KU) Taylor 7-41, Johnson 3-34, Capers 2-57, Bastin 2-20, Jones 1-19.

Attendance: 41,672



BOWL HISTORY - 1991 LIBERTY BOWL



MISSISSIPPI STATE AIR FORCE

December 29, 1991 • Liberty Bowl • Memphis, Tenn.

15
38

An all-time Liberty Bowl crowd of 61,497 looked on as the wishbone-attack of the Air Force Academy spoiled Mississippi State's return to the bowl scene with a 38-15 victory over the Bulldogs in the 33rd annual Liberty Bowl postseason contest.

Directed by all-WAC quarterback and Liberty Bowl MVP Rob Perez, the Falcons piled up 318 net yards rushing while attempting only two passes in this ESPN telecast. A potent ground attack earned AFA a 37:34-22:26 edge in possession time.

The Falcons jumped on MSU early as they posted three unanswered touchdowns before the Bulldogs dented the scoreboard just before halftime. AFA scored on a pair of 1-yard plunges by Jason Jones and Perez in the opening stanza. A 35-yard fumble return by Air Force's Shannon Yates at the 6:12 mark of the second quarter stretched the lead to 21-0.

The Bulldogs got on the scoreboard with the final score of the first half, a 4-yard touchdown pass from quarterback **Sleepy Robinson** to tight end **Trenell Edwards**.

After the intermission, AFA added a third-quarter, 20-yard field goal by Joe Wood and a 31-yard touchdown gallop by Scott Hufford to build the Falcons' insurmountable lead to 31-7 with 14:19 remaining in the contest.

Making its first bowl appearance in 10 years, MSU scored its final points on a 7-yard run by fullback **Michael Davis** with 7:23 left on the game clock.



Mississippi State	0	7	0	8	=	15
Air Force	14	7	3	14	=	38

AFA — Jones 1 run (Wood kick), 5:07 1st

AFA — Perez 1 run (Wood kick), 2:11 1st

AFA — Yates 35 fumble return (Wood kick), 6:12 2nd

MSU — Edwards 4 pass from Robinson (Gardner kick), 0:35 2nd

AFA — Wood 20 FG, 2:31 3rd

AFA — Hufford 31 run (Wood kick), 14:19 4th

MSU — Davis 7 run (Robinson pass from Jordan), 7:23 4th

AFA — Simpson fumble recovery (Wood kick), 6:05 4th

	MSU	AFA
First Downs	18	19
Rushes-Yards	36-163	69-318
Passing Yards	121	10
Passes (C-A-I)	13-24-1	1-2-1
Total Offense	284	328
Fumbles-Lost	3-2	2-0
Penalties-Yards	5-35	4-31
Time of Possession	22:26	37:34

RUSHING: (MSU) Roberts 8-62, Robinson 15-41, Williamson 5-28, Davis 2-18 1TD, Jordan 3-7, Prince 2-7, Galloway 1-0; (AFA) Perez 26-114 1TD, Jones 21-73 1TD, Gray 1-33, Hufford 1-31 1TD, Banks 5-23, Baker 4-18, Onuoha 5-12, Young 4-11, Parisi 2-3.

PASSING: (MSU) Robinson 6-12-49-0 1TD; Jordan 7-12-72-1; (AFA) Perez 1-2-10-1.

RECEIVING: (MSU) Roberts 4-28, W. Harris 3-37, Edwards 2-25 1TD, Davis 2-19, Prince 1-9, James 1-3; (AFA) Wilkie 1-10.

Attendance: 61,497

BOWL HISTORY - 1993 PEACH BOWL



#24 MISSISSIPPI STATE #19 NORTH CAROLINA

17
21

January 1, 1993 • The Georgia Dome • Atlanta, Ga.

Despite jumping out to a 14-0 first-quarter lead, Mississippi State couldn't hold off a North Carolina squad playing an inspired second half as the Tar Heels posted a 21-17 victory in the first Peach Bowl held inside The Georgia Dome.

The Bulldogs jumped on top early, scoring on their first possession when **Greg Plump** found **Olanda Truitt** on a 2-yard touchdown pass. MSU added to that lead when **Kenny Roberts** raced 22 yards on the final play of the first quarter to give the Bulldogs a 14-0 lead.

State had a chance to put the game away in the second quarter, but a pair of Plump-to-Truitt touchdown passes were called back due to Bulldog holding penalties.

Trailing 14-0 at halftime, North Carolina took the second half kickoff and drove 82 yards to score on Natrone Means' 1-yard plunge. Later in the third period, the Tar Heels' Bracey Walker broke through to block a **Todd Jordan** punt and raced 24 yards into the end zone to tie the game at 14-14.

North Carolina took the lead for good early in the fourth quarter when UNC's Cliff Baskerville intercepted a Plump pass and returned it 44 yards for the go-ahead touchdown.

After **Chris Gardner's** 46-yard field goal made the score 21-17, the Bulldogs had their chances to win the game late. MSU drove inside the Tar Heel 30 twice in the game's final three minutes, but an interception and loss on downs, respectively, doomed the Bulldogs' final chances.



Mississippi State	14	0	0	3	=	17
North Carolina	0	0	14	7	=	21

MSU — Truitt 2 pass from Plump (Gardner kick), 11:09 1st

MSU — Roberts 22 run (Gardner kick), 0:00 1st

UNC — Means 1 run (Pignetti kick), 12:39 3rd

UNC — Walker 24 blocked-punt return (Pignetti kick), 6:38 3rd

UNC — Baskerville 44 interception return (Pignetti kick), 12:36 4th

MSU — Gardner 46 FG, 8:42 4th

	MSU	UNC
First Downs	24	13
Rushes-Yards	41-144	36-149
Passing Yards	296	106
Passes (C-A-I)	25-45-2	7-17-2
Total Offense	450	255
Fumbles-Lost	1-0	1-1
Penalties-Yards	9-87	4-36
Time of Possession	34:33	25:27

RUSHING: (MSU) Roberts 9-64 1TD, Davis 10-32, T. James 6-24, Prince 5-19, Jordan 1-9, Hudson 1-5, Truitt 1-0, Plump 8-(-9); (UNC) Means 21-128 1TD, Faulkerson 4-9, Thomas 9-6, Jordan 1-3, Brooks 1-3.

PASSING: (MSU) Plump 24-40-2 287 1TD, Jordan 1-4-0 9, Hudson 0-1-0 0; (UNC) Thomas 7-16-2 106, Jerry 0-1-0 0.

RECEIVING: (MSU) Wi.Harris 8-127, Roberts 5-49, Truitt 3-31 1TD, Prince 2-23, Clanton 2-21, James 2-0, Ward 1-20, C.Jones 1-16, Knight 1-9; (UNC) Brooks 2-60, Jerry 2-20, Means 1-15, Holliday 1-13, Felton 1-(-2).

Attendance: 69,125

BOWL HISTORY - 1995 PEACH BOWL



#16 MISSISSIPPI STATE #23 NC STATE

24
28

January 2, 1995 • The Georgia Dome • Atlanta, Ga.

For the second time in three years, Mississippi State earned a berth in the Peach Bowl. And for the second time in three years, the Bulldogs held a third-quarter lead over its counterpart. But again, State could not maintain that advantage, dropping a 28-24 decision to NC State.

Like it had done two years prior, Mississippi State gained an early advantage in this Peach Bowl match-up. Place-kicker **Tim Rogers**, MSU's Offensive Player of the Game, booted a 37-yard field goal just 2:21 into the contest, and the Bulldogs had a 3-0 advantage. It would be the first of a bowl-record and school-standard tying five field goals for Rogers.

But, as NC State was able to do throughout the game, the Wolfpack erased that early lead. Running back Tremayne Stephens capped an 80-yard drive with a 2-yard touchdown run to give NCSU a 7-3 lead.

Rogers and Steve Videtich traded field goals around the first-quarter break before the Bulldogs mounted a touchdown drive of their own. Senior running back **Michael Davis** scored from 11 yards out to give MSU a 13-10 edge.

A pair of big plays opened the door for the Bulldogs to take control of the game as the second half began. Forcing the 'Pack to punt on their first series of the second half, **Andre Bennett** blocked the NC State kick into the end zone for a safety, and MSU had a two-point lead.

On the ensuing free kick, **Keffer McGee** returned the punt a bowl-record 50 yards, putting the Bulldogs in business at the NCSU 15-yard line. Unable to advance the ball into the end zone, State settled for a Rogers field goal and its lead was just 18-13.

Three plays later, however, **Larry Williams**, State's Defensive Player of the Game, put his team back in scoring position with a standout defensive play. On a second-and-16 play from the NCSU 30, Williams sacked quarterback Terry Harvey, stripped him of the football, and then recovered the pigskin at the 21.

But once again, the Bulldog attack was not able to capitalize, and Rogers was forced to convert a 36-yard field goal.

Rejuvenated by the disaster averted, NC State struck for a game-tying touchdown and two-point conversion at the close of the third period. Harvey hit Dallas Dickerson from 3 yards out for the score, and then ran for the extra points.

The Wolfpack used a big play of their own, a 62-yard pass play to set up their go-ahead score. Freshman fullback Carlos King bulled in from 11 yards away and State was down 28-21.

Mississippi State	6	7	8	3	=	24
NC State	7	6	8	7	=	28

MSU — Rogers 37 FG, 12:29 1st

NCSU — Stephens 2 rush (Videtich kick), 9:21 1st

MSU — Rogers 21 FG, 2:57 1st

NCSU — Videtich 45 FG, 13:21 2nd

MSU — Davis 11 run (Rogers kick), 7:29 2nd

NCSU — Videtich 36 FG, 0:08 2nd

MSU — Safety (blocked punt), 13:27 3rd

MSU — Rogers 29 FG, 10:45 3rd

MSU — Rogers 36 FG, 8:36 3rd

NCSU — Dickerson 3 pass from Harvey (Harvey run), 1:12 3rd

NCSU — King 11 run (Videtich kick), 13:06 4th

MSU — Rogers 30 FG, 4:47 4th

	MSU	NCSU
First Downs	16	20
Rushes-Yards	35-117	48-172
Passing Yards	185	164
Passes (C-A-I)	14-29-0	14-25-1
Total Offense	302	336
Fumbles-Lost	0-0	2-1
Penalties-Yards	6-53	2-15
Time of Possession	26:49	33:11

RUSHING: (MSU) Davis 13-51 1TD, Bouie 12-51, McCrary 3-10, Moulds 2-10, Clark 2-(-1), Taite 3-(-4); (NCSU) Stephens 21-105 1TD, King 6-38 1TD, Brown 7-25, Hill 1-4, Fitzgerald 3-3, Bender 2-3, Harvey 7-0, Grissett 1-(-6).

PASSING: (MSU) Taite 13-28-0 141, Clark 1-1-0 44; (NCSU) Harvey 11-18-0 139 1TD, Bender 3-7-1 25.

RECEIVING: (MSU) McCrary 3-39, C. Jones 3-39, Watkins 3-20, McGee 2-62, Bouie 1-11, M. Brown 1-9, Moulds 1-5; (NCSU) Dickerson 3-31 1TD, Grissett 2-68, Guffie 2-30, King 2-9, Fitzgerald 2-5, Stephens 1-9, Thomas 1-8, Hill 1-4.

Attendance: 64,902

BOWL HISTORY - 1999 COTTON BOWL



#23 MISSISSIPPI STATE #20 TEXAS

11
38

January 1, 1999 • Cotton Bowl • Dallas, Texas

Playing in their first traditional New Year's Day bowl game since the 1941 Orange Bowl, the Bulldogs faced an enormous task in trying to stop the University of Texas and its Heisman Trophy winner Ricky Williams. Behind Williams' Cotton Bowl record 203 yards rushing and two touchdowns, the Longhorns snapped their seven-game losing slide to **Jackie Sherrill** and defeated Mississippi State 38-11 in the Southwestern Bell Cotton Bowl Classic.

Texas struck early in the contest behind the arm of quarterback Major Applewhite. The freshman found Wayne McGarity late in the opening period on a 59-yard scoring strike, giving Texas an early 7-0 lead.

The Longhorns took advantage of good field position and a long pass play to take a 14-0 lead, as Applewhite again called McGarity's number for a 52-yard touchdown with 5:11 to go in the first half.

Mississippi State would close out the scoring in the half with a 39-yard field goal from senior **Brian Hazelwood**.

After showcasing their passing game in the first half, Texas began to exploit a tired Bulldog defense with a running game that featured the NCAA's career rushing leader in Williams, who got the scoring started in the second half with a 37-yard gallop to stretch the Longhorns' lead to 21-3 just 2:26 into the second half. A Kris Stockton field goal would extend the UT lead to 24-3 six minutes later.

The Bulldog offense, led by **James Johnson's** 112 yards on the ground, still struggled to find its niche against a stubborn Texas defense. An injury to star all-purpose receiver **Kevin Prentiss** in the opening half made their task even more difficult. Unable to keep the weary MSU defense off the field, the Bulldogs were victimized by another Williams' scoring run at the 2:42 mark of the third period as Texas grabbed control of the contest with a 31-3 advantage.



Mississippi State	0	3	0	8	=	11
Texas	7	7	24	0	=	38

UT — McGarity 59 pass from Applewhite (Stockton kick), 2:17 1st

UT — McGarity 52 pass from Applewhite (Stockton kick), 5:11 2nd

MSU — Hazelwood 39 FG, 2:32 2nd

UT — R. Williams 37 run (Stockton kick), 12:34 3rd

UT — Stockton 47 FG, 6:39 3rd

UT — R. Williams 2 run (Stockton kick), 2:42 3rd

UT — Cavin 18 pass from Applewhite (Stockton kick), 0:14 3rd

MSU — Grant 5 pass from Wyatt (J. Johnson rush), 10:07 4th

	MSU	UT
First Downs	18	27
Rushes-Yards	32-87	43-238
Passing Yards	205	225
Passes (C-A-I)	16-40-1	15-26-0
Total Offense	292	463
Fumbles-Lost	2-1	1-0
Penalties-Yards	9-89	5-55
Time of Possession	27:59	32:01

RUSHING: (MSU) J.Johnson 22-112, D.McKinley 2-7, Rainey 1-2, Prather 1-(-3), Madkin 4-(-11), Wyatt 2-(-20); (UT) R.Williams 30-203 2TD, Mitchell 7-26, Brown 3-15, Applewhite 3-(-6).

PASSING: (MSU) Wyatt 12-24-0 156 1TD, Madkin 4-16-1 49; (UT) Applewhite 15-26-0 225 3TD.

RECEIVING: (MSU) Grant 4-62 1TD, K.Cooper 4-38, Love 2-33, Kelly 2-14, J.Johnson 1-22, D.McKinley 1-20, Prentiss 1-8, Butler 1-8; (UT) R.Williams 5-45, McGarity 4-132 2TD, Cavin 3-31 1TD, Lewis 2-26, Nunez 1-(-9).

Attendance: 72,611

BOWL HISTORY - 1999 PEACH BOWL



#15 MISSISSIPPI STATE CLEMSON

17
7

December 30, 1999 • The Georgia Dome • Atlanta, Ga.

Behind the impetus that had been the key all season — defense — Mississippi State downed Clemson 17-7 in the 1999 Chick-fil-A Peach Bowl in Atlanta's Georgia Dome.

The win gave State its 10th victory of the season, grouping the '99 Bulldogs with MSU's '40 edition which also posted 10 victories.

MSU notched the win despite allowing the most yardage it had all season (391), with 301 of that coming from quarterback Brandon Streeter who passed 50 times in the game.

Defense was the norm in the first half for both squads as the teams played to a scoreless tie at halftime. The closest either team got to a score in the first half was when Clemson advanced to State's 9-yard line late in the first quarter. But Tiger Tony Lazzara's field goal attempt was blocked by Bulldog senior **Robert Bean**, who registered his seventh career blocked kick.

State wasted little time breaking the scoring ice in the second half. After **Pig Prather** returned the opening kickoff after intermission 45 yards to the MSU 47-yard line, the Bulldogs drove 31 yards on seven plays to set up a 39-yard field goal from **Scott Westerfield** at the 12:39 mark.

Three possessions later, Clemson threatened to answer, driving to the State 13 where it faced a fourth-and-7. The Tigers elected to go for it, but the MSU defense held firm, with defensive lineman **John Hilliard** batting down a Streeter pass.

The quarter would end with State leading 3-0. The fourth quarter would be quite a different story in terms of point production, as the teams combined for three touchdowns in the final frame.

State extended its lead to 10-0 on the first full drive of the final period, going 43 yards on 10 plays with quarterback **Wayne Madkin** scrambling for a 2-yard score. The drive was set up at Clemson's 43-yard line on an interception by Bulldog **Eugene Clinton**, one of five State pickoffs in the contest.

Clemson would answer on the ensuing possession with its only score of the night. The Tigers drove 70 yards on eight plays with Streeter diving in from a yard out.

But State was not intimidated. The Bulldogs answered that challenge with a solid eight-play, 57-yard charge of their own. Madkin, the game's Most Valuable Offensive Player, found tailback **Dontae Walker** on the left side and Walker jaunted 15 yards for the touchdown which iced the game for MSU at 17-7 with 4:31 remaining in regulation.

Mississippi State	0	0	3	14	=	17
Clemson	0	0	0	7	=	28

MSU — Westerfield 39 FG, 12:39

MSU — Madkin 2 run (Westerfield kick), 11:40

CU — Streeter 1 run (Lazzara kick), 8:15

MSU — D.Walker 15 pass from Madkin (Westerfield kick), 4:31

	MSU	CU
First Downs	16	24
Rushes-Yards	33-89	34-85
Passing Yards	176	306
Passes (C-A-I)	17-38-0	25-56-5
Total Offense	265	391
Fumbles-Lost	2-1	1-1
Penalties-Yards	21-188	8-82
Time of Possession	30:41	29:19

RUSHING: (CU) Rambert 18-70, Dantzler 9-8, Streeter 4-7 1TD, Wofford 1-5, Witherspoon 1-2, Zachery 1-(-7). (MSU) Madkin 5-37 1TD, Miller 10-24, D.Walker 9-18, Rainey 3-14, Griffith 3-1, Gibson 1-0, Team 2-(-5).

PASSING: (CU) Streeter 24-44-4-301, Dantzler 1-6-1-5. (MSU) Madkin 17-38-0-176 1TD.

RECEIVING: (CU) Gardner 7-75, Wofford 6-147, Lawyer 5-46, Cyrgalis 2-21, Rambert 2-8, Bailey 1-9, Seth 1-3, Reames 1-(-3). (MSU) Miller 3-54, Sirmones 2-21, D.Walker 2-20 1TD, Griffith 2-14, McCaskey 2-9, M.Butler 1-21, Love 1-20, Huntington 1-6, Lee 1-5, Gibson 1-3, Belcher 1-3.

Attendance: 73,315



BOWL HISTORY - 2000 INDEPENDENCE BOWL



MISSISSIPPI STATE TEXAS A&M

43
41 (OT)

December 31, 2000 • Independence Bowl • Shreveport, La.

Willie Blade blocked an extra point, **Julius Griffith** ran it to the end zone for a two-point conversion, and **Wayne Madkin** scored from 6 yards out — all in overtime — to give Mississippi State a hard-fought, 43-41 decision over Texas A&M in the snow-filled Independence Bowl.

The Aggies took advantage of a couple of early MSU miscues on the snow-covered field to take a 14-0 edge seven minutes into the game. After scoring following a mishandled MSU snap just over two minutes into the contest, A&M continued to control momentum on fullback Ja'Mar Toombs' 4-yard plunge. Toombs had a game-high 193 yards.

Jackie Sherrill's Bulldogs fought back in the second quarter. With Toombs running through the State defense, **Dontae Walker** returned the favor to the Aggie stoppers, tallying 143 yards of his own. The sophomore took a handoff up the middle and scurried for 40 of those yards over the goal line to cut the lead.

With just over a minute until halftime, State scored behind Wayne Madkin. After the junior quarterback rushed for 10 yards, he connected on two pass plays, the second a four-yard score to **Dicenzo Miller** to tie the game at 14.

A&M bounced back with 31 seconds left in the half to take a 20-14 lead into the locker room. Quarterback Mark Farris lofted a ball high and deep into the heavy falling snow, finding Robert Ferguson on a 42-yard score.

The Aggies tried to put the game out of reach with two fourth-quarter touchdowns. On the opening play of the period, Farris once again went deep, this time connecting with Bethel Johnson on a 35-yard strike. A two-point conversion put the Aggies up 28-21. Toombs extended the lead on the following possession, rushing in from 13 yards to give A&M a 35-21 edge.

Walker cut the lead back to seven as he rushed in from 32 yards out, and, after a **Marco Minor** interception put MSU at the Aggie 4-yard line, Madkin found tight end **Donald Lee** in the end zone for the touchdown that sent the game into overtime, tied 35-35.

In the extra session, Toombs rushed in from 25 yards out on the first play to put A&M up 41-35. Blade reached up and blocked the Aggie extra point try. Eugene Clinton picked up the loose ball and pitched to Griffith who ran it in for two points.

Faced with a must-score situation on State's first overtime try, Madkin rushed down to the Aggies' 6-yard line and then took a keeper into the end zone to clinch the 43-41 win in what has become known as "Snow Bowl 2000".

Mississippi State	0	14	7	14	8	=	43
Texas A&M	14	6	0	15	6	=	41

TAMU — Whitaker 9 run (Kitchens kick), 12:56, 1st

TAMU — Toombs 4 run (Kitchens kick), 8:06, 1st

MSU — Walker 40 run (Westerfield kick), 9:22, 2nd

MSU — Miller 4 pass from Madkin (Westerfield kick), 7:22, 2nd

TAMU — Ferguson 42 pass from Farris (Kitchens kick failed), 0:46, 2nd

MSU — Walker 1 run (Westerfield kick), 11:55, 3rd

TAMU — Johnson 35 pass from Farris (Whitaker rush), 14:51, 4th

TAMU — Toombs 13 run (Kitchens kick), 9:20, 4th

MSU — Walker 32 run (Westerfield kick), 8:17, 4th

MSU — D.Lee 3 pass from Madkin (Westerfield kick), 1:30, 4th

TAMU — Toombs 25 run (Kitchens kick failed)

MSU — Griffith PAT return

MSU — Madkin 6 yd run

	MSU	TAMU
First Downs	16	14
Rushes-Yards	40-246	47-209
Passing Yards	71	133
Passes (C-A-I)	9-19-0	9-11-1
Total Offense	317	342
Fumbles-Lost	4-1	1-1
Penalties-Yards	6-45	7-71
Time of Possession	28:59	31:01

RUSHING: (MSU) Walker 16-143 3TD, Miller 11-48, Jus. Griffith 2-17, Madkin 11-38 TD. (TAMU) Toombs 35-193 3TD, Whitaker 8-16 TD, Weber 2-2, Farris 2-(-2).

PASSING: (MSU) Madkin 9-19-0-71 2TD. (TAMU) Farris 9-11-1-133 2TD.

RECEIVING: (MSU) Miller 4-30 TD, D.Lee 2-29 TD, Lindsey 1-7, Butler 1-3, Jus. Griffith 1-2. (TAMU) Ferguson 3-54 TD, Toombs 2-(-4), Johnson 1-35 TD, Porter 1-31, Taylor 1-15, Weber 1-2.

Attendance: 36,974

BOWL HISTORY - 2007 LIBERTY BOWL



MISSISSIPPI STATE UCF

10
3

December 29, 2007 • Liberty Bowl Stadium • Memphis, Tenn.

Mississippi State cashed in on Central Florida's fourth turnover of the game, marching to the lone touchdown of the day late in the fourth quarter, to defeat the Knights 10-3 in the 49th renewal of the AutoZone Liberty Bowl, a game that was otherwise very defensive in nature.

With the win, MSU ended the 2007 season at 8-5, its most wins since 2000, and improved to 2-0 all-time over UCF which ended the year 10-4 after winning its last seven games and claiming the Conference USA crown. The Bulldogs also improved to 7-6 all-time in bowl games with the victory and has now been victorious its last three bowl appearances.

The late score, a 1-yard plunge by running back **Anthony Dixon**, came with just 1:54 remaining in the game. It capped a 10-play, 59-yard drive, State's longest of the day by almost 20 yards, that was setup by Bulldog **Keith Fitzhugh's** interception of Knight quarterback Kyle Israel, his third throwing miscue of the contest.

But until that point in the game, neither team had generated much offense in a game very much controlled by the defenses. Only two second quarter field goals - one by each team - graced the scoreboard in the first three quarters and the teams would combined for just 418 yards of total offense in the affair.

After a scoreless first quarter started the lowest scoring first half in Liberty Bowl history, UCF finally broke scoring ice after gaining excellent field position at the Bulldog 46 early in the second period. The Knights then moved the ball 18 yards to set up a Michael Torres 45-yard field goal that just cleared the crossbar. UCF led 3-0 with 11:49 to go before the intermission.

After the Knights forced a State punt on the next drive, the Bulldogs got their first break of the afternoon. MSU's **Derek Pegues**, named the game's Most Valuable Player, picked off the first of two passes at the Knight 46 and returned it 40 yards to the 6-yard line. UCF stood strong, however, and held MSU to a 22-yard **Adam Carlson** field goal, tying the game at the 6:02 mark.

UCF would have scoring chances on two consecutive drives in the third and fourth periods but Torres, who came into the game having hit 19-of-21 field goals on the year, would miss from 32 and 37 yards on those drives, negating some offensive momentum that the Knights had built at that point in the contest.

Dixon ended the day with 86 yards on 24 carries for the Bulldogs, who managed just 198 yards from scrimmage the entire game.

The game's attendance of 63,816 established a new Liberty Bowl record. The previous record of 61,497 was set in 1991 when the Bulldogs played Air Force.

UCF	0	3	0	0	=	3
Mississippi State	0	3	0	7	=	10

UCF — Torres 45 FG, 11:49, 2nd

MSU — Carlson 22 FG, 6:02, 2nd

MSU — Dixon 1 run,(Carlson kick), 1:54, 4th

	UCF	MSU
First Downs	13	10
Rushes-Yards	47-131	41-160
Passing Yards	88	39
Passes (C-A-I)	10-24-3	8-20-1
Total Offense	219	199
Fumbles-Lost	2-1	0-0
Penalties-Yards	3-25	5-45
Time of Possession	31:08	28:52

RUSHING: (UCF) Smith 35-119, Israel 11-13, Francis 1-(-1). (MSU) Dixon 24-86 TD, Burks 2-25, Carroll 6-21, Ducre 6-20, Smith 1-5, Hart 1-4, Team 1-(-1).

PASSING: (UCF) Israel 10-24-3-88. (MSU) Carroll 8-18-1-39, Henig 0-2-0-0.

RECEIVING: (UCF) Smith 3-12, Ross 2-27, Rabazinski 2-26, Watters 2-13, Aiken 1-10. (MSU) Ducre 3-10, Smith 2-7, Dixon 1-10, Hart 1-8, Burks 1-4.

Attendance: 63,816



BOWL HISTORY - 2011 GATOR BOWL



#21 MISSISSIPPI STATE MICHIGAN

52
14

January 1, 2011 • EverBank Field • Jacksonville, Fla.

It was an offensive clinic from start to finish for Mississippi State, as the Bulldogs manufactured 485 total yards en route to a dominating 52-14 win against Michigan in the 66th annual Gator Bowl at EverBank Field.

Mississippi State set several school bowl records with points scored (52) and margin of victory (38). In addition, the 485 total yards of offense were second only to the 499 gained against North Carolina in the 1974 Sun Bowl.

Chris Relf, named the game's MVP, completed 18 of his 23 passes for 281 yards and three touchdowns. The 281 passing yards were the second most in MSU bowl history. They are also the only two quarterbacks to throw for more than 200 yards in a bowl game. Relf, a junior from Montgomery, Ala., also scored on the ground from 1-yard out and finished with 311 total yards.

As prolific as MSU's offense was, so too was the defense. The Bulldogs held the Wolverines (7-6) to 342 yards, with 153 coming in the opening quarter. Michigan did enjoy a 14-10 lead after the first frame, but failed to score another point the remainder of the game.

Quarterback Denard Robinson was limited to a season-low 51 yards after grounding out 59 in the first quarter.

Robinson's arm produced the game's first points when he connected with Roy Roundtree for a 10-yard scoring strike. MSU quickly answered, though, and evened the score when Relf hit **Arceto Clark** from 4 yards out.

On their next possession, the Bulldogs took their first lead at 10-7 on a 42-yard field goal by **Derek DePasquale**. Back came the Wolverines, however, who went back on top following a 27-yard touchdown pass from Robinson to Martavious Odoms.

That play, though, would be Michigan's last highlight of the game. From that point, it was all Mississippi State.

With 11:38 left in the first half, **Vick Ballard** scored the first of his three touchdowns to give MSU a 17-14 lead. Then with 6:35 remaining, Relf found the end zone to extend the advantage to 24-14.

But the Bulldogs weren't done, as they scored again with 25 seconds left, this time on a 15-yard pass from Relf to **Ricco Sanders**, his first-career TD reception, for a 31-14 lead.

In the second half, the Bulldogs, who converted 9 of their 17 third-down attempts and were 5 of 5 on fourth down, got two more touchdowns from Ballard covering 1 and 7 yards. Ballard finished the year with 19 rushing touchdowns, breaking the single-season mark of 16 set by **Jackie Parker** in 1952.

MSU's final points were the result of a 31-yard pass from Relf to **Michael Carr**, the first touchdown of the freshman's career.

Mississippi State	10	21	14	7	=	52
Michigan	14	0	0	0	=	14

MICH - Roundtree 10 pass from Robinson (Gibbons kick), 10:56, 1st
MSU - Arceto Clark 4 yd pass from Chris Relf (D. DePasquale kick), 5:31, 1st
MSU - D. DePasquale 42 yd field goal, 2:23, 1st
MICH - Odoms, M. 27 yd pass from Robinson, D. (Gibbons, B. kick), 0:34, 1st
MSU - Vick Ballard 2 yd run (D. DePasquale kick), 11:38, 2nd
MSU - Chris Relf 1 yd run (D. DePasquale kick), 6:35, 2nd
MSU - Ricco Sanders 15 yd pass from Chris Relf (D. DePasquale kick), 0:25, 2nd
MSU - Vick Ballard 1 yd run (D. DePasquale kick), 6:19, 3rd
MSU - Vick Ballard 7 yd run (D. DePasquale kick), 0:10, 3rd
MSU - Michael Carr 31 yd pass from Chris Relf (D. DePasquale kick), 10:31, 4th

	MSU	MICH
First Downs	26	17
Rushes-Yards	58-204	25-88
Passing Yards	281	254
Passes (C-A-I)	18-23-1	27-41-1
Total Offense	485	342
Fumbles-Lost	0-0	1-1
Penalties-Yards	3-23	5-40
Time of Possession	35:15	24:45

RUSHING: (MSU) Vick Ballard 20-76; L. Perkins 9-40; Robert Elliott 6-36; Chris Relf 15-30; Adrian Marcus 7-24; Tyler Russell 1-minus 2. (**Michigan**) Robinson, D. 11-59; Shaw, Michael 4-19; Smith, Vincent 7-13; Toussaint, F. 2-5; Grady, Kelvin 1-minus 8.

PASSING: (MSU) Chris Relf 18-23-1-281. (**Michigan**) Robinson, D. 27-41-1-254.

RECEIVING: (MSU) Chris Smith 4-46; Michael Carr 3-65; Arceto Clark 3-45; L. Perkins 2-79; Ricco Sanders 2-23; Brandon Heavens 2-12; Vick Ballard 2-11. (**Michigan**) Roundtree, Roy 9-53; Stonum, Darryl 7-59; Hemingway, J. 4-49; Koger, Kevin 2-42; Smith, Vincent 2-17; Odoms, M. 1-27; Toussaint, F. 1-5; Shaw, Michael 1-2.

Attendance: 68,325

BOWL HISTORY - 2011 MUSIC CITY BOWL



MISSISSIPPI STATE WAKE FOREST

December 30, 2011 • LP Field • Nashville, Tenn.

23
17

Donning the Maroon and White for the final time, senior running back **Vick Ballard** put the team on his back as he rushed for a career-high 180 yards and two touchdowns to propel Mississippi State to a 23-17 victory against Wake Forest in the Franklin American Mortgage Music City Bowl.

The Pascagoula, Miss., native was named MVP, while his production was the second best in MSU bowl history.

It was the Bulldogs' fifth-consecutive bowl win, a streak that tied Rutgers for the longest in the nation. MSU also improved to 9-6 in bowl outings, with a 4-2 mark against ACC foes.

Ballard deserves a bulk of the credit for MSU's latest achievement, breaking free down the sidelines for a 60-yard scoring scamper with 34 seconds left in the opening quarter to even the game at 7-apiece after the Demon Deacons had scored on a 14-yard run by Brandon Pendergrass.

In the second quarter, Mississippi State turned to its passing game to take the lead for good when senior quarterback **Chris Relf** connected with a wide open **Arceto Clark** for a 31-yard scoring strike and a 13-7 advantage following the missed PAT. The touchdown was set up when junior defensive end and All-American **Fletcher Cox** blocked a Wake Forest field goal.

The final points of the half resulted in a 33-yard **Derek DePasquale** field goal which put MSU up, 16-7.

In the second half, though, Wake Forest grabbed the early momentum when Tommy Bohanon closed the gap to 16-14 on a 1-yard plunge. However, it would be as close as the Demon Deacons would get.

Ballard made sure of that in the fourth quarter when he broke free for a 72-yard touchdown, the longest in MSU bowl history, to swell the lead to 23-14.

Wake would score again on a 46-yard field goal by Jimmy Newman, but from that point the MSU defense thwarted any comeback hopes by taking its play to another level.

Offensively, MSU outgained Wake, 382-287. Relf threw for 129 yards on 12-of-19 passing, while also rushing for another 64 yards en route to finishing his career as MSU's winningest quarterback (15-7).

The defense was led by the play of Cox and **Corey Broomfield**, who registered a career-best two tackles behind the line of scrimmage to go along with a team-high nine tackles. It was a unit that recorded six sacks, the most since having seven in a 47-35 home win against No. 3 Florida on Sept. 30, 2000.

Mississippi State 7 9 0 7 = 23

Wake Forest 7 0 7 3 = 17

WF — Pendergrass 14 run (Newman kick), 4:24 1st

MSU — Vick Ballard 60 run (DePasquale kick), 3:04 1st

MSU — Arceto Clark 31 pass from Chris Relf (DePasquale kick failed), 12:41 2nd

MSU - DePasquale 33 yd field goal, 5:44 2nd

WF - Bohanon 1 run (Newman kick), 11:00 3rd

MSU - Vick Ballard 72 run (DePasquale kick), 12:53 4th

WF - Newman 46 yd field goal, 3:27 4th

	MSU	WF
First Downs	14	21
Rushes-Yards	39-253	38-63
Passing Yards	129	224
Passes (C-A-I)	12-20-2	26-48-0
Total Offense	382	287
Fumbles-Lost	3-2	0-0
Penalties-Yards	6-48	5-39
Time of Possession	24:10	35:50

RUSHING: (MSU) Ballard 14-180, Relf 15-64, Perkins 6-15, Team 2-(-2), Bumphis 2-(-4). (WF) Pendergrass 24-73, Reynolds 2-8, Givens 2-6, Bohanon 1-1, Team 1-(-1), Price 8-(-24).

PASSING: (MSU) Relf 12-19-2-129. (WF) Price 24-46-0-214, Wulfeck 1-1-0-1, Davis 1-1-0-9.

RECEIVING: (MSU) Smith 5-47, Clark 2-38, Ballard 2-9, M. Johnson 1-37, Perkins 1-1, Bumphis 1-(-3). (WF) Campanaro 10-128, Givens 9-54, Pendergrass 2-19, Parker 2-9, Price 1-9, Dembry 1-4, Bush 1-1.

Attendance: 55,208



BOWL HISTORY - 2013 GATOR BOWL



MISSISSIPPI STATE #20 NORTHWESTERN

20
34

January 1, 2013 • EverBank Field • Jacksonville, Fla.

The No. 20 Northwestern Wildcats (10-3) downed the Mississippi State Bulldogs (9-5) 34-20 in the TaxSlayer.com Gator Bowl.

Northwestern wasted no time getting on the board when Quentin Williams returned a **Tyler Russell** interception 29 yards just 47 seconds into the game.

Jeff Budzien added a pair of field goals on the Wildcats next two drives from 34 and 37 yards, respectively.

The Bulldog defense then stopped the Northwestern offense on back-to-back drives leading to MSU's first points of the day.

Devon Bell got the scoring going with a 27-yard field goal. After MSU forced a three-and-out, Russell connected with **Arceto Clark** for an 18-yard touchdown and sent State to the locker room only trailing by three.

Nickoe Whitley stopped Northwestern's first drive of the second half with the first of his two interceptions on the day. Three minutes later, Bell tied his career-long with a 47-yard field goal to square the game at 13 apiece.

The Wildcats quickly retook the lead with a six-play, 76-yard drive that only took 1:12 off the clock and then added another touchdown with 1:35 left in the third quarter to take 27-13 lead into the final stanza.

MSU tacked on another touchdown when Russell floated a pass to **Malcolm Johnson** in center of the endzone just 3:18 into the fourth quarter.

The MSU defense forced another three-and-out on Northwestern's next drive but, Russell's fourth interception of the day was returned 44 yards to the five yard line. The Wildcats punched in their final touchdown to secure the win.

Josh Robinson finished the game as State's leading rusher with 91 yards on seven carries. Junior **LaDarius Perkins** added 85 yards on 19 carries.

Clark finished with three catches for 36 yards and a touchdown, while Johnson hauled in two catches for 24 yards and a score. **Chad Bumphis** also grabbed three catches for 18 yards in his final game as a Bulldog.

Russell completed 12-of-28 for 106 yards, two touchdowns and four interceptions.



Mississippi State	0	10	3	7	=	20
Northwestern	10	3	14	7	=	34

NU - Williams 29 yd interception return (Budzien kick), 14:13 1st

NU - Budzien 34 yd field goal, 4:49 1st

NU - Budzien 37 yd field goal, 14:48 2nd

MSU - Devon Bell 27 yd field goal, 4:48 2nd

MSU - Arceto Clark 18 yd reception from Tyler Russell (Bell kick), 1:06, 2nd

MSU - Bell 47 yd field goal, 10:37 3rd

NU - Jones 3 yd run (Budzien kick), 9:25 3rd

NU - Siemian 4 yd run (Budzien kick), :26 3rd

MSU - Malcolm Johnson 14 yd reception from Russell (Bell kick), 11:42 4th

NU - Mark 3 yd run (Budzien kick) 8:10 4th

	MSU	NU
First Downs	18	19
Rushes-Yards	33-186	40-161
Passing Yards	106	196
Passes (C-A-I)	12-29-4	21-36-3
Total Offense	292	357
Fumbles-Lost	0-0	1-0
Penalties-Yards	6-47	2-20
Time of Possession	26:12	33:48

RUSHING: (MSU) Perkins 19-91, Robinson 7-91, Prescott 2-20, Bumphis 1-3, Russell 4-11. (NU) Colter 11-73, Mark 13-60, Siemian 2-14, Jones 6-14, Trumpy 3-7, Riley 2-5, Team 3-0.

PASSING: (MSU) Russell 12-28-4-106, Prescott 0-1-0-0. (NU) Siemian 12-20-1-120, Colter 9-16-2-76.

RECEIVING: (MSU) Clark 3-36, M. Johnson 2-24, Smith 2-24, Bumphis 3-18, Marcus 1-7, Robinson 1-(-3) (NU) Vitale 7-82, Fields 2-41, Jones 5-39, Lawrence 2-18, Prater 2-7, Riley 1-6, Mark 2-3

Attendance: 48,612

BOWL HISTORY - 2013 LIBERTY BOWL



MISSISSIPPI STATE RICE

44
7

December 31, 2013 • Liberty Bowl Stadium • Memphis, Tenn.

Mississippi State ended the year and its 2013 season and year with a fitting celebration, ousting the Rice Owls 44-7 to claim victory in the 55th AutoZone Liberty Bowl. The margin of victory was the largest in any bowl game played thus far in 2013.

With the win, the Bulldogs secured their fourth-straight winning season and **Dan Mullen** earned the record for most bowl wins by any MSU coach ever, now 3-1 in four bowl appearances in his five seasons as the Bulldog mentor.

State dominated the game on both sides of the ball, with the defense holding Rice's top-15 national rushing attack to only 61 yards on the ground in the game while the Bulldog offense racked up 533 total yards on the other side of the ball.

After the Owls took an early 7-0 lead, the Bulldogs went on to score 44 unanswered points in the convincing win. Five different State players scored touchdowns in the contest.

State set school and Liberty Bowl records in the game. Sophomore quarterback **Dak Prescott** accounted for five touchdowns responsible for (a Liberty Bowl record) while throwing for 283 yards and three scores and rushing for two others. Junior receiver **Jameon Lewis** set the all-time MSU record for receiving yards in any game - regular or post season - with 220 yards on nine catches.

MSU ended 2013 on a flurry, winning consecutive overtime games at Arkansas and against arch rival Ole Miss at home to become bowl eligible and vault itself into Tuesday's contest in Memphis.

Rice	7	0	0	0	=	7
Mississippi State	7	20	14	3	=	44

RICE — Charles Ross 1 yd run (Boswell kick), 6:41 1st
MSU — LaDarius Perkins 10 yd pass from Dak Prescott (Sobiesk kick), 2:01 1st
MSU — Ashton Shumpert 1 yd run (Sobiesk kick), 9:49 2nd
MSU — Malcolm Johnson 13 yd pass from Dak Prescott (kick blocked), 4:32 2nd
MSU — Artimus Samuel 4 yd pass from Dak Prescott (Sobiesk kick), 0:10 2nd
MSU — Dak Prescott 5 yd run (Sobiesk kick), 7:25 3rd
MSU — Dak Prescott 11 yd run (Sobiesk kick), 1:42 3rd
MSU — Taylor Earhart 19 yd field goal, 4:45 4th

	RICE	MSU
First Downs	7	27
Rushes-Yards	32-61	46-239
Passing Yards	84	294
Passes (C-A-I)	8-16-0	18-30-0
Total Offense	145	533
Fumbles-Lost	2-1	1-1
Penalties-Yards	3-18	2-30
Time of Possession	24:42	35:18

RUSHING: (RICE) Charles Ross 10-28, Jowan Davis 7-21, Luke Turner 4-17, Dennis Parks 1-2, Team 1-(-1), Taylor McHargue 6-(-2), Driphus Jackson 3-(-4). **(MSU)** Dak Prescott 14-78, LaDarius Perkins 13-47, Josh Robinson 3-45, Ashton Shumpert 7-29, Nick Griffin 4-18, Damian Williams 3-11, Sam Cowart 1-6, Josh Hand 1-5.

PASSING: (RICE) Taylor McHargue 8-15-0-84, Driphus Jackson 0-1-0-0. **(MSU)** Dak Prescott 17-28-0-283, Damian Williams 1-2-0-11.

RECEIVING: (RICE) Dennis Parks 3-38, Connor Cella 1-19, Klein Kubiak 1-15, Donte Moore 1-6, Andre Gautreaux 1-4, Jordan Taylor 1-2. **(MSU)** Jameon Lewis 9-220, De'Runnya Wilson 3-37, Malcolm Johnson 1-13, LaDarius Perkins 1-10, Robert Johnson 1-10, Artimus Samuel 1-4, Joshn Robinson 1-3, Ashton Shumpert 1-(-3).

Attendance: 57,846



BOWL HISTORY - 2014 ORANGE BOWL



#7 MISSISSIPPI STATE #12 GEORGIA TECH

34
49

December 31, 2014 • Sun Life Stadium • Miami Gardens, Fla.

Mississippi State (10-3) fell behind 14-0 in the first quarter and Georgia Tech's (11-3) triple-option attack proved to be the difference in a 49-34 score in the 2014 Capital One Orange Bowl at Sun Life Stadium. It was the Bulldogs' first appearance in the contest in 73 years, capping a 10-win season.

A turnover on MSU's first possession led to a Tech touchdown, setting the tone for the rest of the evening. Both teams combined for nearly 1,200 total yards with most of State's coming through the air and nearly all of Tech's on the ground.

MSU junior quarterback **Dak Prescott** set several records over the course of the evening, throwing for over 400 yards and becoming the all-time record Bulldog holder for yards in a career at MSU, surpassing **Don Smith**. He also set the school single-game record for total offense with exactly 500 yards against Tech, 453 coming through the air. The highlight of the evening was Prescott's Hail Mary 42-yard touchdown pass to **Fred Ross** as time expired in the first half. Ross caught the touchdown off a deflection in the end zone that pulled the Bulldogs to within 21-20.

However, Tech's ground attack quickly got rolling in the second half with a 69-yard touchdown run a minute into the third quarter. The Yellow Jackets scored 21 unanswered points. MSU's **De'Runnya Wilson** caught two touchdown passes in the fourth quarter but it proved to be too late.



Mississippi State	0	20	0	14	=	34
Georgia Tech	14	7	21	7	=	49

GT — Synjyn Days 3 yd run (Butker kick), 12:38 1st
GT — Darren Waller 41 yd pass from Justin Thomas (Butker kick), 2:37 1st
MSU — Evan Sobiesk 32 yd field goal, 12:57 2nd
MSU — Dak Prescott 5 yd run (Sobiesk kick), 9:53 2nd
MSU — Evan Sobiesk 30 yd field goal, 5:12 2nd
GT — Justin Thomas 13 yd run (Butker kick), 00:29 2nd
MSU — Fred Ross 42 yd pass from Dak Prescott (Sobiesk kick), 00:00 2nd
GT — Synjyn Days 69 yd run (Butker kick), 14:05 3rd
GT — Justin Thomas 32 yd run (Butker kick), 7:58 3rd
GT — Justin Thomas 15 yd run (Butker kick), 4:17 3rd
MSU — De'Runnya Wilson 7 yd pass from Dak Prescott (Sobiesk kick), 14:53 4th
GT — Synjyn Days 4 yd run (Butker kick), 11:54 4th
MSU — De'Runnya Wilson 12 yd pass from Dak Prescott (Sobiesk kick), 2:20 4th

	MSU	GT
First Downs	33	26
Rushes-Yards	33-152	61-452
Passing Yards	453	125
Passes (C-A-I)	33-51-1	7-12-1
Total Offense	605	577
Fumbles-Lost	1-1	1-0
Penalties-Yards	5-40	3-45
Time of Possession	25:13	34:47

RUSHING: (MSU) Josh Robinson 13-75, Dak Prescott 15-47, Ashton Shumpert 4-25, Jameon Lewis 1-5. (GT) Synjyn Days 21-171, Justin Thomas 14-121, Zach Laskey 10-63, Charles Perkins 7-59, Deon Hill 5-23, B.J. Bostic 2-15, Dennis Andrews 1-1.

PASSING: (MSU) Dak Prescott 33-51-1-453. (GT) Justin Thomas 7-12-1-125.

RECEIVING: (MSU) Joe Morrow 6-117, De'Runnya Wilson 9-105, Fred Ross 6-102, Jameon Lewis 5-63, Malcolm Johnson 3-36, Robert Johnson 2-17, Gus Walley 1-7, Fred Brown 1-6. (GT) Darren Waller 5-114, Micheal Summers 2-11.

Attendance: 58,211

BOWL HISTORY - 2015 BELK BOWL



NC STATE MISSISSIPPI STATE

28
51

December 30, 2015 • Bank of America Stadium • Charlotte, N.C.

In a fitting end to the greatest career in MSU history, **Dak Prescott** threw for a Belk Bowl-record 380 yards and four touchdowns on a rain-soaked field as MSU capped a nine-win season with a 51-28 blowout of NC State in Charlotte. Selected the game MVP, Prescott completed 25 of 42 passes and ran for 47 yards joining Colin Kaepernick, Tim Tebow, Dan LeFevour as the only players in FBS history to throw for 9,000 yards and run for 2,500 yards in their career. The Bulldog defense set the tone early. On the first play from scrimmage, defensive end **Jonathan Calvin** hit Jacoby Brissett as he released the ball and linebacker **Gerri Green** came up with the diving interception. Five plays later, **Fred Ross** hauled in a pass from Prescott in the left flat, turned up the left sideline and raced 14 yards for a score. Brissett had another pass picked off later in the first quarter and Prescott capitalized by finding **De'Runnya Wilson** for a 28-yard scoring strike. MSU made it 21-0 when Ross scored on a 33-yard reverse. Prescott lobbed his third TD pass of the game to Holloway over a blitzing defense to put the Bulldogs up 37-21 late in the third quarter. The senior quarterback hit Holloway in stride on a go route along the right sideline for a 55-yard touchdown in the fourth quarter. **Beniquez Brown** and **J.T. Gray** led all tacklers with nine. Prescott was lifted in the final minute to a standing ovation. The win propelled MSU to back-to-back seasons of at least nine victories for the first time in school history.



NC State	0	14	7	7	=	28
Mississippi State	14	17	6	14	=	51

MSU — Fred Ross 14 yd pass from Dak Prescott (Graves kick), 13:33 1st
 MSU — De'Runnya Wilson 28 yd pass from Dak Prescott (Graves kick), 3:31 1st
 MSU — Fred Ross 33 yd run (Graves kick), 12:17 2nd
 NCSU — Pharoah McKeever 82 yd pass from Jacoby Brissett (Bambard kick), 11:16 2nd
 NCSU — Jaylen Samuels 48 yd run (Bambard kick), 6:43 2nd
 MSU — Justin Malone 0 yd fumble recovery (Graves kick), 3:18 2nd
 MSU — Westin Graves 39 yd field goal, 0:14 2nd
 NCSU — Jacoby Brissett 3 yd run (Bambard kick) 7:20 3rd
 MSU — Brandon Holloway 10 yd pass from Dak Prescott (kick failed), 1:16 3rd
 MSU — Brandon Holloway 55 yd pass from Dak Prescott (Graves kick), 9:41 4th
 MSU — Aeris Williams 33 yd run (Graves kick), 5:38 4th
 NCSU — Jaylen Samuels 1 yd run (Bambard kick), 0:45 4th

	NCSU	MSU
First Downs	20	26
Rushes-Yards	51-210	35-189
Passing Yards	214	380
Passes (C-A-I)	12-28-2	25-42-1
Total Offense	424	569
Fumbles-Lost	1-0	3-0
Penalties-Yards	4-50	5-55
Time of Possession	32:05	27:55

RUSHING: (NCSU) Nyheim Hines 13-70; Jacoby Brissett. 26-67; Jaylen Samuels 3-53; Dawaka Nichols 6-22; Bra'Lon Cherry. 1-0; TEAM 2-minus 2. (MSU) - Dak Prescott 12-47; Brandon Holloway 13-41; Aeris Williams 3-39; Fred Ross 1-33; Ashton Shumpert 5-27; Dontavian Lee 1-2; Justin Malone 0-0.

PASSING: (NCSU) - Jacoby Brissett 12-28-2-214. (MSU) - Dak Prescott 25-42-1-380.

RECEIVING: (NCSU) - Jumichael Ramos 5-75; David Grinnage 2-18; Johnathan Alston 2-16; Pharoah McKeever 1-82; Bra'Lon Cherry 1-25; Jaylen Samuels; TEAM 1-minus 2. (MSU) - Fred Ross 7-74; De'Runnya Wilson 5-96; Brandon Holloway 4-78; Malik Dear 3-25; Fred Brown 2-41; Donald Gray 2-40; Darrion Hutcherson 2-26.

Attendance: 46,423

BOWL HISTORY - 2016 ST. PETERSBURG BOWL



MIAMI [OHIO] MISSISSIPPI STATE

16
17

December 26, 2016 • Tropicana Field • St. Petersburg, Fla.

A pair of blocked kicks, a field goal and two touchdown runs from quarterback **Nick Fitzgerald** led Mississippi State to a 17-16 victory over Miami [Ohio] in the 2016 St. Petersburg Bowl. With some last-second theatrics, State's **Nelson Adams** blocked Miami's potential game-winning field goal attempt with five seconds left to lift MSU to the win.

It was MSU's second block of the game with the Bulldogs' **Johnathan Calvin** also knocking down a Miami extra point attempt early in the game that would ultimately provide the one-point difference in State's triumph. Quarterback **Nick Fitzgerald** was named MVP of the game after totaling 268 yards and two touchdowns. He completed 13-of-26 passes for 126 yards, while he tied **Anthony Dixon's** program record with his eighth 100-yard rushing game of the year, running for a total of 142 yards and two touchdowns.

After a slow start to the game (State trailed 9-0 in the second quarter), MSU's offense began to pick up near the end of the first half, scoring on a two-yard keeper by **Fitzgerald** with 22 seconds left before the intermission. Following a 44-yard touchdown run by **Fitzgerald** and an interception by sophomore cornerback **Jamoral Graham** in the third quarter, junior place kicker **Westin Graves** gave MSU its first lead of the game in the fourth quarter, hitting a 36-yard field goal to put the Bulldogs up 17-16.

The Bulldogs were paced defensively by senior linebacker **Richie Brown** with nine tackles, in addition to a forced fumble. State's defense forced two turnovers over the course of the game.

Miami [Ohio]	3	6	7	0	=	16
Mississippi State	0	7	7	3	=	17

MIAMI — Nick Dowd 18 yd field goal, 10:07 1st

MIAMI — James Gardner 6 yd pass from Gus Ragland (Nick Dowd kick blocked), 8:36 2nd

MSU — Nick Fitzgerald 2 yd run (Westin Graves kick), 0:22 2nd

MIAMI — Ryan Smith 1 yd pass from Gus Ragland (Nick Dowd kick), 8:11 3rd

MSU — Nick Fitzgerald 44 yd run (Westin Graves kick), 4:15 3rd

MSU — Westin Graves 36 yd field goal, 12:03 4th

	MIAMI	MSU
First Downs	24	18
Rushes-Yards	35-170	33-199
Passing Yards	263	136
Passes (C-A-I)	22-31-1	13-27-0
Total Offense	433	335
Fumbles-Lost	1-1	0-0
Penalties-Yards	3-30	2-25
Time of Possession	35:08	24:52

RUSHING: (MIAMI) Kenny Young 9-67; Gus Ragland. 17-62; Maurice Thomas 3-33; Alonzo Smith 4-20; Team 2-0. **(MSU)** - Nick Fitzgerald 18-134; Aeris Williams 12-64; Malik Dear 1-3; Ashton Shumpert 1-2; Team 1-0.

PASSING: (MIAMI) - Gus Ragland 22-30-1-263; Rokeem Williams 0-1-0-0 **(MSU)** - Nick Fitzgerald 13-26-0-136; Damian Williams 0-1-0-0

RECEIVING: (MIAMI) - Ryan Smith 7-72; James Gardner 5-92; Rokeem Williams 4-38; Kenny Young 3-29; Jared Murphy 1-20; Maurice Thomas 1-6; Alexx Zielinski 1-6. **(MSU)** - Fred Ross 4-44; Malik Dear 2-19; Donald Gray 2-18; Aeris Williams 1-24; Farrod Green 1-13; Keith Mixon 1-11; Justin Johnson 1-8.

Attendance: 15,717



BOWL HISTORY - 2017 TAXSLAYER BOWL



LOUISVILLE #23 MISSISSIPPI STATE

27
31

December 30, 2017 • EverBank Field • Jacksonville, Fla.

With an interim coaching staff in place and injuries keeping big-time player makers off the field, true freshman **Keytaon Thompson** in his first-ever start at quarterback turned in a record-breaking performance against Heisman Trophy winner Lamar Jackson and Louisville as MSU capped off a nine-win season and earned the program's third consecutive bowl victory ousting the Cardinals 31-27 in Jacksonville.

Thompson finished 11-of-20 passing for 127 yards and one interception. The true freshman quarterback tied an MSU bowl record with 27 rushing attempts for 147 yards and three rushing scores. Ultimately, MSU racked up 404 yards of offense behind Thompson's leadership.

MSU's defense kept Jackson contained as the Bulldog defense recorded six pass break-ups, six sacks and four interceptions. Selected as the TaxSlayer Bowl MVP, **Mark McLaurin** tallied three of MSU's four interceptions to set a MSU bowl record.

Louisville led 21-17 at halftime and 24-17 through three quarters, but State rallied to outscore the Cardinals 14-3 in the final period on the strength of two of Thompson's three rushing touchdowns as well as two of McLaurin's three interceptions.



Louisville	7	14	3	3	=	27
Mississippi State	14	3	0	14	=	31

MSU — Aeris Williams 5 yd run (Christmann kick), 10:47 1st
 LOU — Charles Standberry 5 yd pass from Lamar Jackson (Creque kick), 6:35 1st
 MSU — Keytaon Thompson 14 yd run (Christmann kick), 3:11 1st
 LOU — Lamar Jackson 13 yd run (Creque kick), 10:29 2nd
 MSU — Jace Christmann 23 yd field goal, 4:21 2nd
 LOU — Jay Smith 11 yd pass from Lamar Jackson (Creque kick), 0:19 2nd
 LOU — Blanton Creque 23 yd field goal, 3:14 3rd
 MSU — Keytaon Thompson 2 yd run (Christmann kick), 13:22 4th
 LOU — Blanton Creque 31 yd field goal, 7:38 4th
 MSU — Keytaon Thompson 1 yd run (Christmann kick), 3:39 4th

	LOU	MSU
First Downs	20	23
Rushes-Yards	39-187	55-277
Passing Yards	171	127
Passes (C-A-I)	13-31-4	11-20-1
Total Offense	358	404
Fumbles-Lost	1-0	2-2
Penalties-Yards	6-42	11-100
Time of Possession	30:21	29:39

RUSHING: (LOU) - Lamar Jackson 24-158; Reggie Bonnafon 7-8; Malik Williams 5-13; Dae Williams 3-3. (MSU) - Keytaon Thompson 27-147; Aeris Williams 12-88; Kylin Hill 8-29; Nick Gibson 6-13; Jesse Jackson 1-1; TEAM 1-minus 1.
PASSING: (LOU) - Lamar Jackson 13-31-4-171. (MSU) - Keytaon Thompson 11-20-1-127.
RECEIVING: (LOU) - Jaylen Smith 7-107; Seth Dawkins 3-38; Charles Standberry 2-10; Kemari Averett 1-16. (MSU) - Jesse Jackson 3-38; Jordan Thomas 2-36; Reggie Todd 2-32; Jamal Couch 2-28; Dedrick Thomas 2-minus 7.

Attendance: 41,310

MISSISSIPPI STATE FOOTBALL



ELGTON JENKINS

MONTEZ SWERT

JOHNATHAN ABRAM

ALL-AMERICANS

**SCHOOL-RECORD NINE STRAIGHT BOWL APPEARANCES
52 ALL-TIME ALL-AMERICANS**



HAILSTATE.COM

