



# MICHIGAN STATE

## F O O T B A L L

6 NATIONAL CHAMPIONSHIPS • 9 BIG TEN CHAMPIONSHIPS • 2015 COLLEGE FOOTBALL PLAYOFF • 26 AP TOP-25 FINISHES

MICHIGAN STATE ATHLETIC COMMUNICATIONS • 1855 PLACE • 550 S. HARRISON RD. • EAST LANSING, MICH. 48823

OFFICE PHONE: 517-355-2271 • MSUSPARTANS.COM • @MSU\_FOOTBALL

### SCHEDULES & SCOREBOARDS

#### MICHIGAN STATE (1-1)

|         |                                    |          |
|---------|------------------------------------|----------|
| Oct. 24 | RUTGERS (BTN)                      | L, 27-38 |
| Oct. 31 | at No. 13/14 Michigan (FOX)        | W, 27-24 |
| Nov. 7  | at Iowa (ESPN)                     | 12 p.m.  |
| Nov. 14 | INDIANA (ABC/ESPN2)                | 12 p.m.  |
| Nov. 21 | at Maryland                        | TBA      |
| Nov. 28 | NORTHWESTERN                       | TBA      |
| Dec. 5  | OHIO STATE                         | TBA      |
| Dec. 12 | at Penn State                      | TBA      |
| Dec. 19 | B1G Champions Week (East vs. West) |          |

#### IOWA (0-2)

|         |                                    |          |
|---------|------------------------------------|----------|
| Oct. 24 | at Purdue                          | L, 20-24 |
| Oct. 31 | NORTHWESTERN                       | L, 20-21 |
| Nov. 7  | MICHIGAN STATE                     | 12 p.m.  |
| Nov. 13 | at Minnesota                       | 7 p.m.   |
| Nov. 21 | at Penn State                      | TBA      |
| Nov. 27 | NEBRASKA                           | TBA      |
| Dec. 5  | at Illinois                        | TBA      |
| Dec. 12 | WISCONSIN                          | TBA      |
| Dec. 19 | B1G Champions Week (East vs. West) |          |

• All times listed – Eastern. Rankings – AP/Coaches

#### MEDIA COVERAGE

TV: ESPN

Play-by-Play: Bob Wischusen

Analyst: Dan Orlovsky

Sideline: Paul Carcaterra



#### RADIO: TCF BANK SPARTAN MEDIA NETWORK

Play-by-Play: George Blaha

Analyst: Jason Strayhorn

Broadcast Host: Steve Courtney

Website/Mobile: msuspartans.com/MSU Spartans app/  
Tune In radio

Flagship Stations: Lansing: WMMQ (94.9 FM)/WJIM  
(1240 AM); Detroit: WJR (760 AM)

Affiliates: 28 affiliates listed at msuspartans.com

Satellite: Ch. 383 (XM), Ch. 973 (SiriusXM.com)

#### MSU ATHLETIC COMMUNICATIONS

Associate Director/Football Contact ..... Ben Phlegar

Cell Phone ..... (517) 896-0031

E-Mail ..... phlegarb@ath.msu.edu

Assistant Director/Football Contact ..... Zach Fisher

Cell Phone ..... (517) 896-2413

E-Mail ..... zfisher@ath.msu.edu

Office Phone ..... 517-355-2271

Website ..... msuspartans.com

Twitter ..... @msu\_football

Instagram ..... @msu\_football

### GAME

# 3

## MICHIGAN STATE (1-1)

## AT IOWA (0-2)

Date..... Saturday, Nov. 7

Kickoff ..... 12:02 p.m. EST

Location..... Iowa City, Iowa

Stadium ..... Kinnick Stadium (69,250)

Surface ..... FieldTurf

TV/Web/Mobile..... ESPN/WatchESPN

Live Stats..... msuspartans.com

Tickets..... No public sale

All-Time Series..... Iowa leads, 23-22-2

Series in Iowa City..... Iowa leads, 13-10-1

Last Meeting..... MSU 17, Iowa 10 (2017)

Current Series Streak..... 3 by MSU (2013-)



Head Coach

Mel Tucker

MSU Record

1-1 (first season)

Overall Record

6-8 (second season)

Record vs. Iowa

0-0

Head Coach

Kirk Ferentz

Iowa Record

162-106 (22nd season)

Overall Record

174-127 (25th season)

Record vs. MSU

7-8

#### FIRST-AND-10 –

• Fresh off a 27-24 win at No. 13/14 Michigan, the Spartans (1-1) travel to Iowa City on Saturday, Nov. 7 to take on the Hawkeyes (0-2) in Kinnick Stadium at 12 p.m. EST. The game will be televised on ESPN, with Bob Wischusen (play-by-play), Dan Orlovsky (analyst) and Paul Carcaterra (sidelines) on the call.

• Michigan State is looking for its fourth consecutive victory over Iowa, which would be the longest winning streak for the Spartans over the Hawkeyes in the 67-year series history that dates back to 1953. MSU defeated Iowa for the third time in a row in 2017 in Spartan Stadium, 17-10, in the last matchup between the two schools. Meeting in the 2015 Big Ten Championship Game, No. 5 Michigan State edged the previously undefeated and fourth-ranked Hawkeyes, 16-13, to win the Big Ten title and earn a berth in the College Football Playoff. LJ Scott capped a remarkable 22-play, 82-yard drive in the fourth quarter that took 9:04 off the clock with a 1-yard touchdown run with just 27 seconds remaining in the game. Saturday marks the first trip for the Spartans to Iowa City since 2013, when the Spartans began their three-game winning streak over the Hawkeyes with a 26-14 triumph that began their run to the Big Ten Championship and Rose Bowl. MSU also beat Iowa three straight times from 1973-75.

• Saturday's game marks the 48th meeting between Michigan State and Iowa. The Hawkeyes hold a slim series lead, 23-22-2, but MSU has won four of the last five meetings, including three straight. Iowa head coach Kirk Ferentz is 7-8 in his career against the Spartans. MSU is also looking for its third consecutive win in Iowa City after winning there in 2011 and 2013, which would equal a school record (1973, 1975, 1977).



• Following its win over No. 13/14 Michigan last Saturday, Michigan State was named the Reveal Suits National Team of the Week by the Football Writers Association of America on Nov. 2. This marks the eighth time MSU has received the award and the first since beating No. 2 Ohio State in 2015.

• Wide receiver Ricky White was named the Big Ten Co-Freshman of the Week and the Pro Football Focus National True Freshman of the Week after setting an MSU freshman single-game record with 196 receiving yards on eight catches in the win over Michigan. Making his first career start, White made several big plays, including catches of 50, 40, 31 and 30 yards. He hauled in a 30-yard pass from Rocky Lombardi in the end zone in the first quarter for his first career touchdown as a Spartan. White's 196 receiving yards were the second-highest total for a Spartan receiver against Michigan (Plaxico Burress with 255 yards in 1999) and tied for seventh most overall in a game in MSU history.



# 2020 SPARTAN FOOTBALL GAME NOTES

## WEEKLY MEDIA PLANNER

| Monday, Nov.<br>2   | Tuesday, Nov.<br>3   | Wednesday, Nov.<br>4   | Thursday, Nov.<br>5   | Friday, Nov.<br>6           | Saturday, Nov.<br>7  | Sunday, Nov.<br>8 |
|---|--|------------------------|---|-----------------------------|--|-------------------|
| 11 a.m./12 p.m.<br>Players available for interviews.<br><br>5:30 p.m.<br>Spartan All-Access TV show debuts on FOX Sports Detroit. | Game notes available at <a href="http://msuspartans.com">msuspartans.com</a> .<br><br>12 p.m.<br>Mel Tucker's weekly press conference. Audio available on <a href="http://msuspartans.com">msuspartans.com</a> and Michigan State Spartans official app. | No media availability. | 7-8 p.m.<br>Mel Tucker radio show on TCF Bank Spartan Media Network and <a href="http://msuspartans.com">msuspartans.com</a> .<br><br> | Team departs for Iowa City. | 12 p.m.<br>Kickoff at Iowa (ESPN)<br><br>Head coach Mel Tucker and selected players available in post-game press conference via Zoom.<br><br> | Off day.          |

## ATHLETIC COMMUNICATIONS OFFICE

1855 PLACE | 550 S. HARRISON RD. | EAST LANSING, MI 48823 | PHONE: (517) 355-2271 | [MSUSPARTANS.COM](http://MSUSPARTANS.COM)

The Michigan State Athletic Communications office assists the media in covering Spartan football.

### GENERAL INFORMATION

#### Mailing Address

1855 Place, 550 S. Harrison Rd.  
East Lansing, MI 48823

Office Phone ..... (517) 355-2271

Website ..... [msuspartans.com](http://msuspartans.com)

### SOCIAL MEDIA

Facebook (Athletics) ..... MSUAthletics

Facebook (Football) ..... MichiganStateFootball

Twitter (Football) ..... @MSU\_Football

Twitter (Athletics) ..... @MSU\_Athletics

Instagram ..... MSU\_Football

YouTube Channel ..... MSUSpartanAthletics

### STAFF

Associate AD/Communications ..... Matt Larson

Email ..... [larson@ath.msu.edu](mailto:larson@ath.msu.edu)

Athletic Communications Director ..... Jamie Baldwin

Email ..... [jbaldwin@ath.msu.edu](mailto:jbaldwin@ath.msu.edu)

Associate Director ..... Mike "Mex" Carey

Email ..... [carey@ath.msu.edu](mailto:carey@ath.msu.edu)

Associate Director/Football Contact ..... Ben Phlegar

Cell Phone ..... (517) 896-0031

Email ..... [phlegarb@ath.msu.edu](mailto:phlegarb@ath.msu.edu)

Assistant Director ..... Jeff Barnes

Email ..... [jbarnes@ath.msu.edu](mailto:jbarnes@ath.msu.edu)

Assistant Director ..... Kara Fisher

Email ..... [kfisher@ath.msu.edu](mailto:kfisher@ath.msu.edu)

Assistant Director/Football Contact ..... Zach Fisher

Cell Phone ..... (517) 896-2413

Email ..... [zfisher@ath.msu.edu](mailto:zfisher@ath.msu.edu)

Director of Digital Production ..... Nick Baker

Email ..... [nbaker@ath.msu.edu](mailto:nbaker@ath.msu.edu)

Director of Video Systems ..... Bob Armstrong

Email ..... [armstr84@ath.msu.edu](mailto:armstr84@ath.msu.edu)

Creative Content Director ..... Julian Stall

Email ..... [stalljul@ath.msu.edu](mailto:stalljul@ath.msu.edu)

Spartan Vision Video Producer ..... Jacob Huber

Email ..... [huberjac@ath.msu.edu](mailto:huberjac@ath.msu.edu)

Video Producer/BTN Student U ..... Matt McCullough

Email ..... [mccull13@ath.msu.edu](mailto:mccull13@ath.msu.edu)

Senior Broadcast Producer ..... Ben Owen

Email ..... [owenbenj@ath.msu.edu](mailto:owenbenj@ath.msu.edu)

Spartan Vision Video Producer ..... Renae Weaver

Email ..... [weave101@ath.msu.edu](mailto:weave101@ath.msu.edu)

Asst. Dir. of Digital Production ..... Andrew Constans

Email ..... [consta83@ath.msu.edu](mailto:consta83@ath.msu.edu)

Director of Graphic Design ..... Kyle Barnes

Email ..... [kyle.barnes@ath.msu.edu](mailto:kyle.barnes@ath.msu.edu)

Office Coordinator ..... Paulette Martis

Email ..... [martis@ath.msu.edu](mailto:martis@ath.msu.edu)

### 2020 SEASON

*With Michigan State University and Big Ten restrictions in place due to the COVID-19 pandemic, there will be limited access and space available to the media for the 2020 season.*

These policies are in place to provide the safest possible environment for student-athletes, staff and media members in Spartan Stadium. The MSU Athletic Communications office will update media members throughout the season on any changes in protocols.

- All requests for working press, photo and broadcast credentials for Michigan State's 2020 home football games should be submitted online. Please contact athletic communications office assistant Paulette Martis at (517) 355-2271 for the website. Upon acceptance of application, MSU game day policies and protocols for the 2020 season will be emailed to those individuals.

*The media policies in place for the 2020 season include:*

- *Per Michigan State University protocol, face coverings must be worn by everyone indoors and outdoors while you are on property owned or governed by MSU and while participating in MSU-related or MSU-sponsored activities.* For more information, please visit <https://msu.edu/together-we-will/keeping-spartans-safe/>

- There will be no in-person media interviews on game day; all interviews with student-athletes and coaches will be conducted virtually following the game. Media will have access to record post-game press conferences and a downloadable link will be provided to the media following the conclusion of post-game interviews.

- For media not attending the game due to space restrictions, information will also be emailed to access the post-game press conferences.

### WORKING CREDENTIALS

- Priority for the issuance of credentials will be given to daily print/digital media outlets and radio and television stations which cover MSU football on a regular basis. Upon acceptance of application, appropriate credentials will be held for pickup at media will-call, located at Gate F on the west side of Spartan Stadium. The media gate will open three hours prior to kickoff. All members of the media will pick up credentials at media will-call and will be required to provide photo identification and the name must match the one listed on the credential. Working press tickets contain specific seat locations. Those granted media credentials with access to the press box on the eighth floor will only have access to that level on game day. Space will be limited this season and will vary on a game-to-game basis.

### GAME NOTES/POST-GAME MATERIALS

- Upon request, a final statistics book, quotes and notes can be e-mailed to media members approximately 90 minutes after the conclusion of the game. To be added to the list, please e-mail football contact Ben Phlegar at [phlegarb@ath.msu.edu](mailto:phlegarb@ath.msu.edu). In addition, statistics, game notes and quotes will be posted on [msuspartans.com](http://msuspartans.com) after the game.

### TUESDAY: WEEKLY PRESS CONFERENCE

- A weekly press conference with MSU head coach Mel Tucker will be held each Tuesday at 11 a.m. during the season.

### MEDIA INTERVIEWS

- Outside the weekly press conference, interviews during the week with head coach Mel Tucker or any Spartan players should be arranged through the MSU Athletic Communications Department. The best time for player interviews is following practice Tuesday evening. All player interviews should be completed by Wednesday. Please contact the MSU Athletic Communications Department for all player interview requests at least 24 hours in advance.

- Please note that due to the COVID-19 pandemic, all interviews for the 2020 season will be done virtually.

### RESOURCES/PROGRAMMING

#### MSUSPARTANS.COM

The official website of Michigan State Athletics, [msuspartans.com](http://msuspartans.com), is the most complete source of information on the Spartans, featuring news releases, schedules, rosters, bios, statistics, game notes, photos, videos, archives and more. A weekly football release is posted to the website every Tuesday prior to Mel Tucker's weekly press conference. A complete video from the weekly press conference is available on the website Tuesday afternoon. Additional quotes from players and coaches are available throughout the week on the football page. Each game day, the website will have stats, quotes and notes following the conclusion of the game. Audio from the Mel Tucker Show and every football game is also available on the website.

### SPARTAN VIDEO GOOGLE DRIVE UPDATES

Links to download footage for broadcast television use only will be emailed when footage is made available. For questions or to be added to the list, please contact Ben Phlegar.

### TCF BANK SPARTAN MEDIA NETWORK

Michigan State Athletics and Fox Sports College Properties announced in August 2020 a new partnership with TCF Bank to rebrand the statewide Spartan Sports Network as the TCF Bank Spartan Media Network. In addition, long-term extensions were announced with the three flagship stations that anchor the network: Detroit's WJR 760-AM, Lansing's WVFN 730/WJIM 1240-AM and 94.9 WMMQ-FM. The TCF Bank Spartan Media Network is the largest and most expansive radio network in the State of Michigan and extends its programming nationally and worldwide via partnerships with SiriusXM and TuneIn radio.

### MEL TUCKER SHOW: THURSDAYS FROM 7-8 P.M.

The TCF Bank Spartan Media Network produces and distributes Mel Tucker's weekly radio program Thursdays from 7-8 p.m. ET. Spartan play-by-play announcer George Blaha hosts this live show, featuring insight from Coach Tucker, special guests, features and phone calls. The Mel Tucker Show can be heard statewide as well as locally on flagship station WJIM Radio (AM 1240) and WMMQ (FM 94.9) and on [msuspartans.com](http://msuspartans.com).

### SPARTAN ALL-ACCESS

Spartan All-Access, presented by Buick, is a sports docu-series providing an exclusive look into Michigan State Athletics, its student-athletes, coaches and the people that make the Michigan State Athletics family what it is. The series airs on FOX Sports Detroit on Mondays at 5:30 p.m. from Aug. 31 through April 12. The show is also available on YouTube at [MSUSpartanAthletics](http://MSUSpartanAthletics) and at [msuspartans.com](http://msuspartans.com). The show is produced by the Emmy award-winning Spartan Vision team.

# 2020 SPARTAN FOOTBALL GAME NOTES



• A new era of Spartan football begins in 2020 as Mel Tucker starts his head coaching tenure in East Lansing. Tucker, a 23-year coaching veteran with championship experience, was named Michigan State University's 25th head football coach on Feb. 12 following Mark Dantonio's retirement on Feb. 4. Tucker's resume, which began as a graduate assistant at Michigan State under Nick Saban, has an impressive track record of success. The journey that has led him back to East Lansing includes a head coaching position at Colorado (2019), five seasons as a defensive coach in the Southeastern Conference (2000; 2015-18), 10 seasons in the NFL (2005-14), and four seasons at Ohio State (2001-04). He was a defensive coordinator in the NFL for seven seasons and 11 seasons overall in his coaching career.

• In 144 games as a full-time coach in the FBS, Tucker's teams have collected a 107-37 (.743) record, including 10 postseason bowl games (2000 Peach, 2002 Outback, 2003 Fiesta/BCS National Championship, 2004 Fiesta, 2004 Alamo, 2015 Cotton/CFP Semifinal, 2016 CFP/National Championship, 2016 Liberty, 2018 Rose/CFP Semifinal, 2018 CFP/National Championship), three conference championships, three national championship games and two national championships (2002 with Ohio State, 2015 with Alabama). He coached 160 games in the National Football League (64 with Cleveland, 64 with Jacksonville, 32 with Chicago). Three of Tucker's six wins as a head coach in his first two seasons have come against ranked opponents (No. 13 Michigan at MSU; No. 25 Nebraska and No. 24 Arizona State at Colorado).

• Redshirt junior quarterback **Rocky Lombardi** has collected career highs in passing yards in each of his first two games in 2020 (319 vs. Rutgers; 323 vs. Michigan) and is ranked second in the Big Ten and eighth in the FBS in passing, averaging 321.0 yards per game. He has completed 64 percent of his passes (48-of-75) and is tied for the conference lead with six TD passes. Lombardi was named to the Davey O'Brien National Quarterback Award's Great 8 list and one of eight Manning Award Stars of the Week for his performance at Michigan. A native of Clive, Iowa, Lombardi will be playing in his home state on Saturday for the first time in his collegiate career.

• Due to the COVID-19 pandemic, Michigan State is playing a shortened nine-game conference only schedule in 2020, and Oct. 24 marked the latest season and home opener in school history. Michigan State opened preseason camp on Aug. 7 and held four practices before the Big Ten season was postponed on Aug. 11. On Sept. 16, the Big Ten announced the season would restart and the first weekend of games would be on Oct. 23-24. The Spartans returned to the practice field on Sept. 21 and practiced for the first time in full pads on Sept. 30 in preparation for the season opener.

• The Spartans welcome back 20 players with starting experience on offense in 2020, including 10 players with starting experience on the offensive line, led by multi-year starters **Matt Allen**, **Luke Campbell** and **Kevin Jarvis**. Senior **Jordan Reid**, a two-year starting right tackle, elected to opt out of the 2020 season. Although the Spartans are replacing seven starters on the defensive side of the ball, the Spartans bring back leading tackler and senior linebacker **Antjuan Simmons**, who racked up 90 stops in his first season as a starter in 2019 and currently leads the team with 22 tackles and 3.5 tackles for loss. Senior defensive end **Jacob Panasiuk** recorded career highs in sacks (5) and tackles for loss (11) last year and will anchor the defensive line following the departure of All-American Kenny Willekes.

## GAME NOTES: CONTENTS

|  |       |
|--|-------|
| Game Notes .....                         | 1-15  |
| Pronunciation Guide .....                | 14    |
| 2020 Game-by-Game Starters .....         | 16    |
| The Last Time .....                      | 17    |
| Mel Tucker Bio .....                     | 18-21 |
| Numerical/Alphabetical Rosters .....     | 22-25 |
| Assistant Coach/Game Day Locations ..... | 26    |
| Updated Player Bios .....                | 27-54 |
| 2020 Game Recaps .....                   | 55-56 |
| 2020/Career Statistics/Drive Chart ..... | 57-65 |

## MICHIGAN STATE QUICK FACTS

### GENERAL INFORMATION

Location: East Lansing, Mich.  
Enrollment: 49,695 (fall 2020)  
Conference: Big Ten (East Division)  
Nickname: Spartans  
Colors: Green and White  
President: Samuel L. Stanley Jr.  
Athletics Director: Bill Beekman  
Stadium (Capacity): Spartan Stadium (75,005)  
Surface: Natural Grass  
Press Box Number: 517-353-0630

### COACHING STAFF

#### Head Coach:

Mel Tucker (Wisconsin, 1995)  
Record at MSU: 1-1 (first season)  
Career Record: 6-8 (second season)  
Twitter: @Coach\_mtucker

#### Offensive Coordinator/Quarterbacks:

Jay Johnson (first year; Northern Iowa, 1992)

#### Secchia Family Defensive Coordinator:

Scottie Hazelton (first year; Fort Lewis College, 1997)

#### Cornerbacks:

Harlon Barnett (12th year overall at MSU; Michigan State, 1990)

#### Defensive Line:

Ron Burton (eighth year; North Carolina, 1987)

#### Special Teams Coordinator/Linebackers:

Ross Els (first year; Nebraska-Omaha, 1988)

Tight Ends: Ted Gilmore (first year; Wyoming, 1991)

#### Wide Receivers:

Courtney Hawkins (first year; Michigan State)

#### Offensive Line/Run Game Coordinator:

Chris Kapilovic (first year; Missouri State, 1990)

Running Backs: William Peagler (first year; Clemson, 2010)

#### Safeties:

Mike Tressel (14th year; Cornell [Iowa] College, 1996)

### FOOTBALL HISTORY

All-Time Record: 709-466-44 (.600)

First Season of Football: 1896

Bowl Games: 29 (13-16)

National Championships: 6 (1951, 1952, 1955, 1957, 1965, 1966)

Big Ten Championships: 9 (1953, 1965, 1966, 1978, 1987, 1990, 2010, 2013, 2015)

Big Ten Division Championships: 3 (2011, 2013, 2015)

College Football Playoff appearances: 1 (2015)

### 2020 SPARTAN OUTLOOK

Lettermen Lost: 24 (12 offense, 11 defense, 1 specialist)

Lettermen Returning: 51 (26 offense, 21 defense, 4 specialists)

Starters Lost: 12 (4 offense, 7 defense, 1 specialist)

Starters Returning: 14 (7 offense, 4 defense, 3 specialists)

Offensive Starters Lost (4): QB Brian Lewerke, TE Matt Seybert, WR Darrell Stewart, WR Cody White

Offensive Starters Returning (7): LT AJ Arcuri, C Matt Allen, RG Matt Carrick, LG Luke Campbell\*, RB Elijah Collins, LG J.D. Duplain\*, RT Jordan Reid\*

\* counting Luke Campbell and J.D. Duplain as split starters at LG; Reid is opting out of 2020 season

Defensive Starters Lost (7): LB Joe Bachie, S David Dowell, DT Mike Panasiuk, CB Josiah Scott, LB Tyriq Thompson, DE Kenny Willekes, NT Raequan Williams

Defensive Starters Returning (4): CB Shakur Brown, S Xavier Henderson, DE Jacob Panasiuk, LB Antjuan Simmons

Starting Specialists Lost (1): P Jake Hartbarger

Starting Specialists Returning (3): PK Matt Coghlin, KO Cole Hahn, LS Jude Pedrozo



## MICHIGAN STATE-IOWA SERIES: NOTES AND STATISTICS

### STAT COMPARISON (BIG TEN RANK, FBS RANK) –

|                                | Michigan State | Iowa          |
|--------------------------------|----------------|---------------|
| Scoring                        | 27.0 (9/63)    | 20.0 (12/88)  |
| Total Offense                  | 409.0 (6/46)   | 376.5 (10/71) |
| Rushing Offense                | 88.0 (13/99)   | 136.0 (10/69) |
| Passing Offense                | 321.0 (2/16)   | 240.5 (8/48)  |
| Time of Possession             | 27:35 (10/81)  | 28:08 (9/77)  |
| Third Down Conversions         | .387 (9/66)    | .333 (10/80)  |
| Red Zone Offense               | 1.000 (1/3)    | .875 (7/38)   |
| Sacks Allowed                  | 1.50 (3/25)    | 1.00 (1/9)    |
| Scoring Defense                | 31.0 (8/63)    | 22.5 (5/27)   |
| Total Defense                  | 364.0 (6/32)   | 329.5 (3/19)  |
| Rushing Defense                | 129.0 (7/37)   | 123.5 (3/26)  |
| Passing Defense                | 235.0 (7/48)   | 206.0 (5/31)  |
| Third Down Conversions Defense | .406 (8/53)    | .457 (9/75)   |
| Red Zone Defense               | 1.000 (10/94)  | .875 (8/72)   |
| Sacks                          | 1.50 (10/78)   | 2.50 (5/41)   |
| Turnover Margin                | -2.00 (13/100) | 0.00 (8/51)   |
| Fewest Penalty Yards           | 58.5 (5/54)    | 60.0 (6/61)   |





# 2020 SPARTAN FOOTBALL GAME NOTES

## AROUND THE BIG TEN

| 2020 BIG TEN STANDINGS |             |       |           |       |
|------------------------|-------------|-------|-----------|-------|
|                        | Conf. Games |       | All Games |       |
| East Division          |             |       |           |       |
| Indiana                | 2-0         | 1.000 | 2-0       | 1.000 |
| Ohio State             | 2-0         | 1.000 | 2-0       | 1.000 |
| Michigan State         | 1-1         | .500  | 1-1       | .500  |
| Maryland               | 1-1         | .500  | 1-1       | .500  |
| Michigan               | 1-1         | .500  | 1-1       | .500  |
| Rutgers                | 1-1         | .500  | 1-1       | .500  |
| Penn State             | 0-2         | .000  | 0-2       | .000  |
| West Division          |             |       |           |       |
| Northwestern           | 2-0         | 1.000 | 2-0       | 1.000 |
| Purdue                 | 2-0         | 1.000 | 2-0       | 1.000 |
| Wisconsin              | 1-0         | 1.000 | 1-0       | 1.000 |
| Nebraska               | 0-1         | .000  | 0-1       | .000  |
| Illinois               | 0-2         | .000  | 0-2       | .000  |
| Iowa                   | 0-2         | .000  | 0-2       | .000  |
| Minnesota              | 0-2         | .000  | 0-2       | .000  |



## THIS WEEK'S SCHEDULE

**Saturday, Nov. 7**

Michigan State at Iowa, 12 p.m. (ESPN)  
 Michigan at Indiana, 12 p.m. (FS1)  
 Nebraska at Northwestern, 12 p.m. (BTN)  
 Maryland at Penn State, 3:30 p.m. (BTN)  
 Purdue at Wisconsin, 3:30 p.m. (ABC)  
 Minnesota at Illinois, 3:30 p.m. (BTN)  
 Rutgers at Ohio State, 7:30 p.m. (BTN)

## LAST WEEK'S RESULTS

Michigan State 27, Michigan 24  
 Maryland 45, Minnesota 44 (OT)  
 Purdue 31, Illinois 24  
 Indiana 37, Rutgers 21  
 Northwestern 21, Iowa 20  
 Ohio State 38, Penn State 25  
 Wisconsin at Nebraska, canceled

**MICHIGAN STATE**  
FOOTBALL

msuspartans.com

facebook

MSUAthletics/MichiganStateFootball



@msu\_football  
@msu\_athletics



MSUSpartanAthletics

## STAT LEADERS -

### Michigan State:

Rushing – Fr. Jordon Simmons (28 carries for 98 yards, 3.5 avg., 0 TDs)  
 Passing – R-Jr. Rocky Lombardi (48-of-75, .640, 642 yards, 6 TDs, 2 INTs)  
 Receiving – R-So. Jayden Reed (12 catches for 146 yards, 12.2 avg., 2 TDs)  
 Tackles – Sr. Antjuan Simmons (22 tackles, 10 solos, 22 assists, 3.5 TFLs, 2 PBUs, 1 FR)

### Iowa:

Rushing – So. Tyler Goodson (29 carries for 120 yards, 4.1 avg., 1 TD)  
 Passing – So. Spencer Petras (48-of-89, .539, 481 yards, 1 TD, 3 INTs)  
 Receiving – So. Sam LaPorta (11 catches for 117 yards, 10.6 avg., 0 TDs)  
 Tackles – Jr. Daviyon Nixon (18 tackles, 10 solos, 8 assists, 5.5 TFLs, 2.0 sacks, 1 FF)

## A QUICK GLANCE AT IOWA (0-2, 0-2 B1G) -

• The Hawkeyes are 0-2 on the young season after suffering a 24-20 loss at Purdue in the season opener, then a 21-20 loss to Northwestern on Saturday, relinquishing a 17-0 first quarter lead, before the Wildcats outscored the Hawkeyes, 17-3 . . . the Northwestern defense intercepted Iowa sophomore quarterback **Spencer Petras** three times, all in the second half, including with 1:02 left in the game to thwart a Hawkeye comeback.

• **Petras** threw his first career touchdown, a 7-yard toss to wide receiver **Brandon Smith** in the first quarter . . . Petras ended 26-of-50 for 216 yards and one TD, but was intercepted three times and sacked once . . . no Hawkeye QB since at least 1982 had completed more passes or had more attempts in their Kinnick Stadium debut . . . Petras' 50 attempts are the most by a Hawkeye quarterback since Jake Rudock threw 56 times against Maryland in 2014.

• **Sam La Porta** snared six receptions for 46 yards vs. NU . . . LaPorta leads Iowa receivers through two games, with 11 catches for 117 yards (10.6 ypc/58.5 ypg) . . . sophomore running back **Tyler Goodson** led the Hawkeye rushing attack with 13 carries for 43 yards and one TD, a 15-yard score midway through the first quarter for Iowa's second TD of the game and a 14-0 lead . . . Goodson has 29 receptions for 120 yards (4.1 ypc/60.0 ypg) with one TD for the season.

• Sophomore linebacker **Seth Benson** logged a game-high 13 tackles on Saturday, while junior defensive tackle **Daviyon Nixon** notched 11 stops, including 3.0 tackles for loss and 1.5 sacks, adding one forced fumble, and senior linebacker **Nick Niemann** logged 10 tackles, with 0.5 TFL . . . Nixon, Niemann and junior defensive back Jack Koerner all have 18 tackles through two games, with Nixon logging 5.5 TFL and 2.0 sacks, while Koerner has one TFL and one INT, and Niemann has 0.5 TFL.

• Senior placekicker **Keith Duncan** is 4-of-4 on field goals with a long of 47 yards.

• Iowa head coach **Kirk Ferentz** is in his 22nd year as head football coach of the Hawkeyes, and 31st season overall on the Iowa staff . . . Ferentz is the dean of the Big Ten football coaches, and is also Iowa's all-time leader in victories with 162.

## ALL-TIME SERIES RESULTS VS. IOWA

|                                |   |       |   |      |   |       |   |                              |   |             |    |
|--------------------------------|---|-------|---|------|---|-------|---|------------------------------|---|-------------|----|
| Overall: 22-23-2               |   |       |   | 1978 | W | 42-7  | H | 1999                         | W | 49-3        | H  |
| H: 11-10-1; A: 10-13-1; N: 1-0 |   |       |   | 1979 | L | 23-33 | A | 2000                         | L | 16-21       | A  |
| 1953                           | W | 21-7  | A | 1980 | L | 0-41  | H | 2001                         | W | 31-28       | H  |
| 1954                           | L | 10-14 | A | 1981 | L | 7-36  | A | 2002                         | L | 16-44       | A  |
| 1959                           | L | 8-37  | A | 1982 | L | 18-24 | H | 2003                         | W | 20-10       | H  |
| 1960                           | L | 15-27 | H | 1983 | L | 6-12  | H | 2004                         | L | 16-38       | A  |
| 1965                           | W | 35-0  | A | 1984 | W | 17-16 | A | 2007                         | L | 27-34 (2OT) | A  |
| 1966                           | W | 56-7  | H | 1985 | L | 31-35 | A | 2008                         | W | 16-13       | H  |
| 1969                           | L | 18-19 | A | 1986 | L | 21-24 | H | 2009                         | L | 13-15       | H  |
| 1970                           | W | 37-0  | H | 1987 | W | 19-14 | A | 2010                         | L | 6-37        | A  |
| 1971                           | W | 34-3  | H | 1988 | T | 10-10 | H | 2011                         | W | 37-21       | A  |
| 1972                           | T | 6-6   | A | 1989 | W | 17-14 | A | 2012                         | L | 16-19 (2OT) | H  |
| 1973                           | W | 15-6  | A | 1990 | L | 7-12  | H | 2013                         | W | 26-14       | A  |
| 1974                           | W | 60-21 | H | 1993 | W | 24-10 | H | 2015                         | W | 16-13       | N1 |
| 1975                           | W | 27-23 | A | 1994 | L | 14-19 | A | 2017                         | W | 17-10       | H  |
| 1976                           | L | 17-30 | H | 1995 | L | 7-21  | H | N1 Big Ten Championship Game |   |             |    |
| 1977                           | W | 22-16 | A | 1996 | L | 30-37 | A |                              |   |             |    |

# 2020 SPARTAN FOOTBALL GAME NOTES



## MSU/IOWA SERIES NOTES –

• Michigan State is looking for its fourth consecutive victory over Iowa, which would be the longest winning streak for the Spartans over the Hawkeyes in the 67-year series history that dates back to 1953.

• MSU defeated Iowa for the third time in a row in 2017 in Spartan Stadium, 17-10, in the last matchup between the two schools.

• Meeting in the 2015 Big Ten Championship Game, No. 5 Michigan State edged the previously undefeated and fourth-ranked Hawkeyes, 16-13, to win the Big Ten title and earn a berth in the College Football Playoff. **LJ Scott** capped a remarkable 22-play, 82-yard drive in the fourth quarter that took 9:04 on the clock with a 1-yard touchdown run with just 27 seconds remaining in the game.

• Saturday marks the first trip for the Spartans to Iowa City since 2013, when the Spartans began their three-game winning streak over the Hawkeyes with a 26-14 triumph that began their run to the Big Ten Championship and Rose Bowl.

• MSU also beat Iowa three straight times from 1973-75.

• Saturday's game marks the 48th meeting between Michigan State and Iowa. The Hawkeyes hold a slim series lead, 23-22-2, but MSU has won four of the last five meetings, including three straight.

• Iowa head coach **Kirk Ferentz** is 7-8 in his career against the Spartans.

• MSU is also looking for its third consecutive win in Iowa City after winning there in 2011 and 2013, which would equal a school record (1973, 1975, 1977).

## SPARTANS FROM THE HAWKEYE STATE –

• Michigan State's 2020 roster features two players from Iowa: redshirt junior kicker **Cole Hahn** (West Des Moines/Valley High School) and redshirt junior quarterback **Rocky Lombardi** (Clive/Valley High School).



## LAST TIME OUT: MICHIGAN STATE 27, MICHIGAN 24

## SERIES

• Michigan State defeated Michigan for the ninth time in the last 13 meetings with the 27-24 win over the Wolverines last Saturday . . . Michigan State has won five of the last seven meetings over Michigan in Ann Arbor, including three of the last four matchups. Although the Spartans fell to No. 15 Michigan last year in Ann Arbor, MSU defeated the No. 7 Wolverines in 2017, 14-10, and in 2015 the Spartans beat No. 12 Michigan, 27-23, as Jalen Watts-Jackson scooped up a fumbled snap on a punt attempt and ran it back 38 yards for a TD as time expired. The unforgettable touchdown was named the No. 1 play of the 2015 season at the ESPN College Football Awards Show in Atlanta on Dec. 10.

• Last Saturday's game marked the 113th meeting between Michigan State and Michigan. The Wolverines lead the all-time series, 71-37-5, including a 50-23-3 record in Ann Arbor; however, since 1950, Michigan holds just a seven-game edge, 38-31-2. Since 1953, the winner of the Michigan State-Michigan game has been presented the Paul Bunyan Trophy. The four-foot wooden statue was donated by then-Governor G. Mennen Williams to mark Michigan State's acceptance into the Big Ten. Since 1953, Michigan leads the series 38-28-2. The trophy depicts the legendary giant lumberjack astride an axe with feet planted on a map of the state with flags representing the schools.

• Mel Tucker is the first head coach in school history to defeat Michigan for his first win as the Spartan head coach . . . Tucker joins Nick Saban as the only Spartan head coaches to defeat Michigan in their first meeting against the Wolverines.

• Michigan State ranks second among opponents in all-time victories over Michigan. Only Ohio State (52) has posted more wins over the Wolverines than the Spartans (37).

• Michigan State ranks second among opponents in all-time victories over Michigan at Michigan Stadium. Only Ohio State (22) has posted more wins over the Wolverines than the Spartans (21) at Michigan Stadium (opened in 1927). In addition, only Ohio State (24) has recorded more wins over Michigan in Ann Arbor than the Spartans (23).

• Michigan State has now defeated Michigan 21 times when the Wolverines were ranked in the AP Top 25, including 11 wins in the top 10 . . . Michigan entered the game ranked No. 13 in the AP Poll.

## POLLS (Nov. 1)

### ASSOCIATED PRESS

| Rk. | School           | Record |
|-----|------------------|--------|
| 1.  | Clemson (33)     | 7-0    |
| 2.  | Alabama (29)     | 6-0    |
| 3.  | Ohio State       | 2-0    |
| 4.  | Notre Dame       | 6-0    |
| 5.  | Georgia          | 4-1    |
| 6.  | Cincinnati       | 5-0    |
| 7.  | Texas A&M        | 4-1    |
| 8.  | Florida          | 3-1    |
| 9.  | BYU              | 7-0    |
| 10. | Wisconsin        | 1-0    |
| 11. | Miami            | 5-1    |
| 12. | Oregon           | 0-0    |
| 13. | <b>Indiana</b>   | 2-0    |
| 14. | Oklahoma State   | 4-1    |
| 15. | Coastal Carolina | 6-0    |
| 16. | Marshall         | 5-0    |
| 17. | Iowa State       | 4-2    |
| 18. | SMU              | 6-1    |
| 19. | Oklahoma         | 4-2    |
| 20. | USC              | 0-0    |
| 21. | Boise State      | 2-0    |
| 22. | Texas            | 4-2    |
| 23. | <b>Michigan</b>  | 1-1    |
| 24. | Auburn           | 4-2    |
| 25. | Liberty          | 6-0    |

### USA TODAY/AMWAY COACHES

| Rk. | School                | Record |
|-----|-----------------------|--------|
| 1.  | Clemson (43)          | 7-0    |
| 2.  | Alabama (17)          | 6-0    |
| 3.  | <b>Ohio State (2)</b> | 2-0    |
| 4.  | Notre Dame            | 6-0    |
| 5.  | Georgia               | 4-1    |
| 6.  | Cincinnati            | 5-0    |
| 7.  | Texas A&M             | 4-1    |
| 8.  | Florida               | 3-1    |
| 9.  | BYU                   | 7-0    |
| 10. | Miami                 | 5-1    |
| 11. | Wisconsin             | 1-0    |
| 12. | Oklahoma State        | 4-1    |
| 13. | <b>Indiana</b>        | 2-0    |
| 14. | Oregon                | 0-0    |
| 15. | Marshall              | 5-0    |
| 16. | Coastal Carolina      | 6-0    |
| 17. | Iowa State            | 4-2    |
| 18. | SMU                   | 6-1    |
| 19. | Oklahoma              | 4-2    |
| 20. | USC                   | 0-0    |
| 21. | Auburn                | 4-2    |
| 22. | Army                  | 6-1    |
| 23. | Boise State           | 2-0    |
| 24. | North Carolina        | 4-2    |
| 25. | <b>Michigan</b>       | 1-1    |

(First-place votes) | **Bold** indicates MSU opponent

## SEASON CAPTAINS

Will be announced after the season.

## GAME CAPTAINS

| Game.....          | Captain(s)                    |
|--------------------|-------------------------------|
| Rutgers.....       | Matt Coghlin, Rocky Lombardi, |
| .....              | Antjuan Simmons               |
| Michigan .....     | Matt Coghlin, Rocky Lombardi  |
| .....              | Antjuan Simmons               |
| Iowa .....         | -                             |
| Indiana.....       | -                             |
| Maryland.....      | -                             |
| Northwestern ..... | -                             |
| Ohio State.....    | -                             |
| Penn State.....    | -                             |



# 2020 SPARTAN FOOTBALL GAME NOTES

## 2020 SPARTAN FOOTBALL STAFF

### COACHING STAFF

#### Head Coach:

Mel Tucker (Wisconsin, 1995)

Record at MSU: 1-1 (first season)

Career Record: 6-8 (second season)

#### Offensive Coordinator/Quarterbacks:

Jay Johnson (first year; Northern Iowa, 1992)

#### Secchia Family Defensive Coordinator:

Scottie Hazelton (first year; Fort Lewis College, 1997)

#### Cornerbacks:

Harlon Barnett (12th year overall at MSU; Michigan State, 1990)

#### Defensive Line:

Ron Burton (eighth year; North Carolina, 1987)

#### Special Teams Coordinator/Linebackers:

Ross Els (first year; Nebraska-Omaha, 1988)

#### Tight Ends:

Ted Gilmore (first year; Wyoming, 1991)

#### Wide Receivers:

Courtney Hawkins (first year; Michigan State)

#### Offensive Line/Run Game Coordinator:

Chris Kapilovic (first year; Missouri State, 1990)

#### Running Backs:

William Peagler (first year; Clemson, 2010)

#### Safeties:

Mike Tressel (14th year; Cornell [Iowa] College, 1996)

#### Senior Defensive Assistant:

Travares Tillman (first year)

#### Special Teams Analyst:

Dalmin Gibson (first year)

#### Defensive Analyst:

TJ Hollowell (first year)

#### Offensive Analyst:

Efrem Reed (first year)

#### Offensive Analyst:

Nick Ruffing (11th year)

#### Graduate Assistant/Offense:

Jack Harris

#### Graduate Assistant/Defense:

Cam Cleminson

#### Graduate Assistant/Defense:

Cordae Hankton

#### Offensive Intern:

Jake Reiling

#### Defensive Intern:

Jake Vang

#### Special Teams Intern:

Kenny Spencer

### ADMINISTRATIVE/RECRUITING STAFF

#### Chief of Staff:

Geoff Martzen (first year)

#### Dir. of Football Operations:

Cody Cox (fourth year)

#### Dir. of Player Personnel:

Scott Algo (first year)

#### Dir. of Player Engagement:

Darien Harris (first year)

#### Dir. of Video:

Chris Plaster (first year)

#### Dir. of On-Campus Recruiting:

Lisa Ben-Chaim (first year)

#### Dir. of Football Admin.:

Simone Proulx (13th year)

#### Asst. Dir. of Football Operations:

Ben Mathers (second year)

#### Special Assistant to the Head Coach/Operations

Assistant: Will Price (first year)

#### Player Personnel Coordinator:

Cole Brown (first year)

#### Player Personnel Coordinator:

Sean Levy (first year)

#### On-Campus Recruiting Coordinator:

Tessa Akers (first year)

#### On-Campus Recruiting Coordinator:

Lauren McCree (first year)

#### Creative Director:

Derek Marckel (first year)

#### Director of Creative Video:

Austin Flynn (second year)

#### Graphic Designer:

Lizzy Otten (second year)

#### Office Assistant:

Cindy Mejorado (22nd year)

#### Creative Video Intern:

Paul Morissette

#### Graphic Design Intern:

Blaze Watson

### STRENGTH AND CONDITIONING STAFF

#### Head Strength & Conditioning Coach - Football:

Jason Novak (first year)

#### Associate Head Strength & Conditioning Coach:

Lorenzo Guess (ninth year)

#### Associate Strength & Conditioning Coach:

Bill Burghardt (eighth year)

#### Asst. Strength & Conditioning Coach:

Rick Danison (first year)

#### Asst. Strength & Conditioning Coach:

Taylor Porter (first year)

#### Asst. Strength & Conditioning Coach:

Joe Powell (first year)

### ATHLETIC TRAINING STAFF/NUTRITION

#### Head Athletic Trainer:

Sally Nogle (37th year)

#### Football Trainer:

Tamaria Hibbler (fourth year)

#### Football Trainer:

Brett Penning (third year)

#### Sports Performance Dietitian:

Rob Masterson (fifth year)

#### Asst. Sports Performance Dietitian:

Rayanne Nguyen (third year)

### EQUIPMENT STAFF

#### Head Football Equipment Manager:

Andrew Kolpacki (second year)

#### Football Equipment Manager:

Dan Kalchik (third year)

### ACADEMIC STAFF

#### Executive Director/Student-Athlete Support

Services: Todd Edwards (17th year)

#### Associate Director:

Mandy Chandler (23rd year)

#### Assistant Director:

Antwan Joseph (fourth year)

## OFFENSE

• Freshman wide receiver **Ricky White** had 196 yards receiving on eight catches in his second game for the Spartans, after just one catch last week vs. Rutgers in his MSU debut . . . the 196 receiving yards were the most-ever by a Spartan freshman receiver, bettering the previous mark of Cody White with 165 receiving yards in 2017 at Northwestern . . . Ricky White's 196 yards tied for seventh-best single-game outing in program history, matching Andre Rison (11 catches) vs. Indiana (11/8/86) . . . it also marks the second-highest total by a Spartan receiver against Michigan (Plaxico Burress with 255 in 1999) . . . White snared his first career TD reception with his first-quarter TD catch from junior quarterback **Rocky Lombardi** . . . it was White's second catch of the season after a 5-yard reception last week vs. Rutgers . . . White added a 50-yard reception on MSU's opening possession of the second half, setting up the Spartans' field goal.

• Junior quarterback **Rocky Lombardi** threw for a career-high 323 yards, the third-highest total by a Spartan quarterback against Michigan (Bill Burke with 400 in 1999; Connor Cook with 325 in 2015) . . . Lombardi now has thrown at least one TD in four of his five starts with three TD passes Saturday . . . Lombardi now has multi-TD passes in both games this season and in three career games started . . . Lombardi's 53-yard pass play to redshirt sophomore wide receiver **Jalen Nailor** in the second quarter was a career-long for Lombardi, bettering a 50-yard TD pass vs. Rutgers, and Lombardi matched the 50-yarder with a pass play to freshman **Ricky White** on the opening drive of the third quarter.

• Redshirt sophomore wide receiver **Jalen Nailor**'s 53-yard catch in the second quarter to set up the Spartans' second TD of the game was his career long, topping previous long of 48 yards vs. Purdue in 2018.

• Redshirt junior **Connor Heyward**'s second quarter and fourth quarter TD catches were his only two receptions of the day . . . Heyward now has four TD receptions for his career, joining 2019 vs. Tulsa and 2017 vs. Rutgers . . . Heyward now has nine career total TDs, adding five rushing scores.

## DEFENSE

• Senior linebacker **Antjuan Simmons**, who went to high school at Ann Arbor Pioneer, which is just across the street from UM's campus, notched 11 tackles, tying his career-high from last week vs. Rutgers . . . Simmons finished with six solo stops, five assists, along with 0.5 tackle for loss and two pass break-up, one coming in the end zone, thwarting a UM score.

• Senior defensive end **Jacob Panasiuk** registered his 14th career game with at least 0.5 tackle for loss with 1.0 on Saturday, including a sack on the Spartans' first defensive play from scrimmage, leading the MSU defense to six TFLs for the day . . . Panasiuk now has 9.0 career sacks and 20.0 career TFL.

• Senior safety **Tre Person** topped his career-high with nine tackles, topping his previous best of eight vs. Purdue (10/27/18).

## SPECIAL TEAMS

• Senior placekicker **Matt Coghlin**'s split the uprights from a career-long 51 yards in the third quarter, for his first career field goal of 50+ yards, bettering his previous high of 49 yards vs. Utah State (8/31/18), after a 48-yarder last week . . . Coghlin added a 27-yard field goal earlier in the third quarter, and is now 59-of-77 for his career, taking over sole possession of the No. 3 spot on MSU's career field goals made list, separating from a tie with John Langeloh (1987-90) . . . the 77 career field goal attempts now moves Coghlin up to No. 4 on the career field goals attempt list, passing former teammate Michael Geiger (2013-16) . . . Coghlin's three PATs on Saturday give him 100 for his career, becoming the eighth MSU placekicker with 100 PATs.

• Redshirt junior punter **Bryce Baringer**'s 56-yard punt in the first quarter was his second new career-long in as many punts, bettering his previous best of 55 yards last week vs. Rutgers, before being credited with a new career-long 78-yarder in the second quarter, good for the sixth-longest punt in school history and longest since Brandon Fields with a 79-yarder in 2003 vs. Notre Dame . . . the 78-yard punt is longest in Big Ten this season and the second-longest in FBS, behind an 87-yard punt by Austin McNamara of Texas Tech . . . Baringer ended with five punts for a 54.0 ypp average . . . with four 50+ yard punts Saturday, Baringer topped his previous career total of three, now with seven for his career.





## 2020 COACHING STAFF

• Michigan State head coach **Mel Tucker**, who was officially hired on Feb. 12, spent the first two weeks of his tenure putting together his staff. He rounded out his 10 on-field coaching hires on Feb. 28, when he named **Scottie Hazelton** the Secchia Family Defensive Coordinator. Tucker's first moves were to retain defensive coaches **Ron Burton** and **Mike Tressel** on the staff. For complete bios on all of Tucker's staff, please visit [msuspartans.com](http://msuspartans.com).

• A 24-year coaching veteran with stints at all levels of collegiate football and the NFL, **Scottie Hazelton** arrives in East Lansing after spending one season as the defensive coordinator and linebackers coach at Kansas State in 2019. Hazelton made an immediate impact in his only season at Kansas State, as the Wildcats ranked among the best defensive teams in the Big 12. KSU was second in the conference in scoring defense, allowing just 21.4 points per game, the program's best mark since 2003. Part of the reason for K-State's success on defense was the dramatic improvement on third downs; under Hazelton, the Wildcats ranked first in the Big 12 and second in the FBS in third-down defense (.280), compared to eighth in the league and 110th in the FBS the season prior (.448). Overall, the Wildcats ranked fourth in the Big 12 in total defense (368.4 ypg), the best for the program since 2013. Hazelton has implemented a new 4-2-5 defensive scheme in 2020 for Michigan State, which ran a 4-3 base defense for 13 seasons under former head coach Mark Dantonio.

• **Jay Johnson** will serve as the offensive coordinator and quarterbacks coach. Johnson, 50, is a veteran coach and administrator of 25 seasons, including 10 as an offensive coordinator at four FBS schools (Colorado, Minnesota, Louisiana, Southern Mississippi) in addition to coaching quarterbacks, running backs and tight ends as a position coach. Johnson arrives to East Lansing after serving as the offensive coordinator at Colorado for one season in 2019 under Tucker.

• **Chris Kapilovic** (pronounced kuh-pil-oh-vick) joins the Spartan staff as the offensive line coach and run game coordinator. Kapilovic has nearly 30 years of coaching experience, including roles as an offensive coordinator and/or run game coordinator at Southern Mississippi (2008-11), North Carolina (2012-18) and Colorado (2019). He has coached multiple NFL players, first-round draft picks and record-setting offenses during his career.

• Former Spartan great **Courtney Hawkins** is joining the offensive staff as the wide receivers coach. Hawkins, who played nine seasons in the NFL, comes to Michigan State after serving as the head football coach and athletic director at his alma mater, Beecher High School, in Flint, Michigan, since 2006.

• **Ted Gilmore** will coach the tight ends for the Spartans. A 25-year coaching veteran with experience at the FBS and NFL ranks, Gilmore has developed numerous NFL players, draft picks and All-Americans during his coaching career. He was named the 2011 FootballScoop Wide Receivers Coach of the Year after mentoring consensus All-American Robert Woods and 2011 Freshman All-American Marqise Lee at USC. Gilmore, 52, spent the previous five seasons (2015-19) as the wide receivers coach at Wisconsin; he was also the offensive pass game coordinator his last three years in Madison.

• **William Peagler** is the program's running backs coach. He was the director of quality control for the offense last season at Colorado and has been coaching in college for the past 10 seasons. This will be the fifth time he has been on the same staff with offensive coordinator Jay Johnson (Michigan State, Colorado, Georgia, Minnesota, Louisiana).

• A 30-year coaching veteran, special teams coordinator/linebackers coach **Ross Els** spent the last three seasons (2017-19) as the inside linebackers coach at Colorado; he added duties of special teams coordinator under Tucker in 2019. Els, 53, has previous experience in the Big Ten, serving as the defensive coordinator at Purdue in 2016 and four seasons at Nebraska under Coach Bo Pelini from 2011-14.

• **Harlon Barnett** is back in East Lansing to coach the cornerbacks after two seasons (2018-19) as the defensive coordinator at Florida State. He was MSU's associate head coach in 2017, his 11th season on the Spartan staff under Mark Dantonio, before departing for FSU. During Barnett's time in East Lansing from 2007-17, the Spartans were 100-45 with three Big Ten Championships (2010, 2013, 2015) and were selected for the College Football Playoff in 2015. He coached the defensive backs his entire 11 years under Dantonio at MSU; he was promoted to assistant head coach and co-defensive coordinator prior to Michigan State's victory in the 2015 Cotton Bowl Classic over Baylor, and was appointed the program's associate head coach in June 2017.

## ALL-TIME WINNINGEST COACHES - MICHIGAN STATE HISTORY

### OVERALL

| Rk. | Coach (Years)                      | Wins |
|-----|------------------------------------|------|
| 1.  | Mark Dantonio (2007-19)            | 114  |
| 2.  | Duffy Daugherty (1954-72)          | 109  |
| 3.  | Charles Bachman (1933-46)          | 70   |
| 4.  | George Perles (1983-94)            | 68   |
| 5.  | Chester Brewer (1903-10, '17, '19) | 58   |

| Rk. | Coach (Years)                      | Win Pct.       |
|-----|------------------------------------|----------------|
| 1.  | John Macklin (1911-15)             | .853 (29-5)    |
| 2.  | Clarence "Biggie" Munn (1947-53)   | .846 (54-9-2)  |
| 3.  | Jim Crowley (1929-32)              | .712 (22-8-3)  |
| 4.  | Chester Brewer (1903-10, '17, '19) | .699 (58-23-7) |
| 5.  | Mark Dantonio (2007-)              | .667 (114-57)  |

| Rk. | Coach (Years)             | Games Coached |
|-----|---------------------------|---------------|
| 1.  | Duffy Daugherty (1954-72) | 183           |
| 2.  | Mark Dantonio (2007-19)   | 171           |
| 3.  | George Perles (1983-94)   | 139           |
| 4.  | Charles Bachman (1933-46) | 114           |

### BIG TEN GAMES

| Rk. | Coach (Years)             | Wins |
|-----|---------------------------|------|
| 1.  | Duffy Daugherty (1954-72) | 72   |
| 2.  | Mark Dantonio (2007-19)   | 69   |
| 3.  | George Perles (1983-94)   | 53   |

| Rk. | Coach (Years) [Min. 10 games] | Win Pct.       |
|-----|-------------------------------|----------------|
| 1.  | Mark Dantonio (2007-19)       | .639 (69-39)   |
| 2.  | Denny Stolz (1973-75)         | .604 (14-9-1)  |
| 3.  | Nick Saban (1995-99)          | .603 (23-15-1) |

### BOWL APPEARANCES

| Rk. | Coach (Years)           | Bowls |
|-----|-------------------------|-------|
| 1.  | Mark Dantonio (2007-19) | 12    |
| 2.  | George Perles (1983-94) | 7     |

### BOWL WINS

| Rk. | Coach (Years)           | Bowl Wins |
|-----|-------------------------|-----------|
| 1.  | Mark Dantonio (2007-19) | 6         |
| 2.  | George Perles (1983-94) | 3         |

### AP TOP-25 FINISHES

| Rk. | Coach (Years)                    | Wins |
|-----|----------------------------------|------|
| 1.  | Mark Dantonio (2007-19)          | 7    |
|     | Duffy Daugherty (1954-72)        | 7    |
| 3.  | Clarence "Biggie" Munn (1947-53) | 6    |

### WINS OVER AP TOP-25 TEAMS

| Rk. | Coach (Years)             | Wins |
|-----|---------------------------|------|
| 1.  | Duffy Daugherty (1954-72) | 25   |
| 2.  | Mark Dantonio (2007-19)   | 21   |
| 3.  | George Perles (1983-94)   | 14   |

### WINS OVER AP TOP-10 TEAMS

| Rk. | Coach (Years)                    | Wins |
|-----|----------------------------------|------|
| 1.  | Duffy Daugherty (1954-72)        | 17   |
| 2.  | Mark Dantonio (2007-19)          | 10   |
| 3.  | Clarence "Biggie" Munn (1947-53) | 5    |

### HOME GAMES

| Rk. | Coach (Years)             | Wins |
|-----|---------------------------|------|
| 1.  | Duffy Daugherty (1954-72) | 68   |
| 2.  | Mark Dantonio (2007-19)   | 67   |
| 3.  | Charles Bachman (1933-46) | 46   |

| Rk. | Coach (Years)                      | Pct.           |
|-----|------------------------------------|----------------|
| 1.  | Clarence "Biggie" Munn (1947-53)   | .892 (33-4)    |
| 2.  | Jim Crowley (1929-32)              | .886 (19-2-1)  |
| 3.  | John Macklin (1911-15)             | .857 (18-3)    |
| 4.  | Chester Brewer (1903-10, '17, '19) | .845 (45-7-3)  |
| 5.  | Charles Bachman (1933-46)          | .790 (46-10-6) |
| 6.  | Mark Dantonio (2007-19)            | .736 (67-24)   |



# 2020 SPARTAN FOOTBALL GAME NOTES

## FUTURE SCHEDULES\*

### 2021

Sept. 4: at Northwestern  
 Sept. 11: YOUNGSTOWN STATE  
 Sept. 18: at Miami (Fla.)  
 Sept. 25: NEBRASKA  
 Oct. 2: WESTERN KENTUCKY (HC)  
 Oct. 16: at Michigan  
 Oct. 23: PENN STATE  
 Oct. 30: at Ohio State  
 Nov. 6: at Purdue  
 Nov. 13: INDIANA  
 Nov. 20: at Rutgers  
 Nov. 27: MARYLAND

### 2022

Sept. 3: WESTERN MICHIGAN  
 Sept. 10: AKRON  
 Sept. 17: at Boise State  
 Sept. 24: OHIO STATE  
 Oct. 1: at Illinois  
 Oct. 8: WISCONSIN (HC)  
 Oct. 15: Bye  
 Oct. 22: MICHIGAN  
 Oct. 29: at Penn State  
 Nov. 5: MINNESOTA  
 Nov. 12: RUTGERS  
 Nov. 19: at Indiana  
 Nov. 26: at Maryland

### 2023

Sept. 2: CENTRAL MICHIGAN  
 Sept. 9: RICHMOND  
 Sept. 16: BOISE STATE  
 Sept. 23: MARYLAND  
 Sept. 30: Bye  
 Oct. 7: at Michigan  
 Oct. 14: PENN STATE  
 Oct. 21: at Iowa  
 Oct. 28: at Minnesota  
 Nov. 4: INDIANA (HC)  
 Nov. 11: at Ohio State  
 Nov. 18: NEBRASKA  
 Nov. 25: at Rutgers

### 2024

Aug. 31: FLORIDA ATLANTIC  
 Sept. 7: TBA  
 Sept. 14: TBA  
 Sept. 21: at Boston College  
 Sept. 28: at Maryland  
 Oct. 5: MINNESOTA  
 Oct. 12: NORTHWESTERN (HC)  
 Oct. 19: at Indiana  
 Oct. 26: at Purdue  
 Nov. 2: MICHIGAN  
 Nov. 9: Bye  
 Nov. 16: RUTGERS  
 Nov. 23: OHIO STATE  
 Nov. 30: at Penn State

### 2025

Aug. 30: WESTERN MICHIGAN  
 Sept. 6: YOUNGSTOWN STATE  
 Sept. 13: Bye  
 Sept. 20: BOSTON COLLEGE  
 Sept. 27: at Minnesota  
 Oct. 4: Bye  
 Oct. 11: at Michigan  
 Oct. 18: INDIANA  
 Oct. 25: at Wisconsin  
 Nov. 1: MARYLAND  
 Nov. 8: ILLINOIS  
 Nov. 15: at Rutgers  
 Nov. 22: at Ohio State  
 Nov. 29: PENN STATE

## FUTURE NONCONFERENCE GAMES

Sept. 11, 2027: CENTRAL MICHIGAN  
 Sept. 9, 2028: at Washington  
 Sept. 8, 2029: OREGON  
 Aug. 31, 2030: CENTRAL MICHIGAN  
 Sept. 7, 2030: at Oregon  
 Sept. 6, 2031: WASHINGTON

\* Please note: With the updated 2020 conference-only schedule, six Division games had the location changed, including two for MSU (Michigan State at Michigan, Indiana at Michigan State). Given the unique circumstances that went into this year's scheduling process, flexibility in the schedule was prioritized. The rotation of these games in future seasons will be reset based on this year's location.

• **Ron Burton**, a 28-year coaching veteran who also played four seasons in the NFL, is in his eighth season on the defensive staff at Michigan State and will coach the defensive line. He has coached in a bowl game 12 of the past 13 seasons, including six bowls with the Spartans (2014 Rose, 2015 Cotton, 2015 College Football Playoff Semifinal, 2017 Holiday, 2018 Redbox, 2019 Pinstripe). After spending his first four seasons at MSU coaching the entire defensive line, Burton shifted his focus to the defensive tackles for three seasons (2017-19). He is the only coach to win the FootballScoop National Defensive Line Coach of the Year Award twice, an honor he won for the second time in 2018 after MSU finished with the top-ranked rushing defense in the country. Burton also won the award during his first season in East Lansing in 2013 when the Spartans claimed the Big Ten Championship, won the Rose Bowl, and finished No. 2 in the FBS in total defense and rushing defense.

• **Mike Tressel** enters his 14th year on the Spartan defensive staff, his first as the safeties coach. Tressel served as the program's linebackers coach from 2007-19 and also was the special teams coordinator his first eight seasons at MSU. In addition, he was the co-defensive coordinator for three seasons (2015-17) and the sole defensive coordinator for two seasons (2018-19), in addition to being the assistant head coach in 2019. During Tressel's tenure at MSU, the Spartans have ranked in the FBS Top 10 in total defense and rushing defense on six occasions (2011, 2012, 2013, 2014, 2017, 2018). Four of those times, Michigan State also ranked among the nation's top 10 in scoring defense (2011, 2012, 2013, 2018). Michigan State has led the Big Ten in rushing defense six times since 2007, including No. 1 in the FBS in 2014 and 2018.



## SPARTAN FOOTBALL PROGRAM NOTES

### QUICK LOOK AT THE 2020 SCHEDULE –

• Due to the COVID-19 pandemic, Michigan State will play a shortened nine-game conference-only schedule in 2020. The Spartans opened preseason camp on Aug. 7 before the Big Ten Conference postponed the season on Aug. 11. On Sept. 16, the Big Ten announced the 2020 season would start on Oct. 24 with a nine-game schedule.

• The Spartans opened the Mel Tucker era on Oct. 24 against Rutgers in Spartan Stadium. It marked the latest season opener and home opener in Michigan State history.

• Michigan State traveled to Ann Arbor to take on the Wolverines in Michigan Stadium on Oct. 31, followed by another road trip on Nov. 7 to face the Hawkeyes in Iowa City.

• MSU returns home to face Indiana on Nov. 14 in Spartan Stadium in the battle for the Old Brass Spittoon. The Spartans have won 10 of the last 11 meetings against the Hoosiers, including a 40-31 victory in East Lansing last year.

• Michigan State heads to Maryland on Nov. 21 before returning home on Thanksgiving Weekend to face Northwestern on Saturday, Nov. 28.

• The Spartans will host defending Big Ten Champion Ohio State on Dec. 5 in Spartan Stadium and close out the Big Ten East portion of the schedule Dec. 12 at Penn State.

• On the last weekend of the season (Dec. 19), the Big Ten will match teams from the East Division and the West Division for Big Ten Champions Week.

### SPARTANS FEATURING YOUNG ROSTER IN 2020 –

- Below is a look at the roster breakdown for the Spartans this season:
  - 47 freshmen (31 true/16 redshirt)
  - 35 sophomores (11 true/24 redshirt)
  - 21 juniors (1 true/20 redshirt)
  - 16 seniors (7 true/8 redshirt/1 grad transfer)

### ALL IN THE FAMILY –

• Michigan State has a deep family legacy on the 2020 roster, from siblings to fathers to relatives. In fact, 10 players and four staff members have direct family connections who played Spartan football, or are alumni of the program.

**Legacy:** **Matt Allen** (brothers Jack and Brian); **Michael Dowell** (brothers Andrew and David); **Dallas Fincher** (father Mark); **Tate Hallock** (father Ty, brother Tanner); **Jacob Isaia** (grandfather Bob Apisa); **David Kruse** (brother Connor); **Darius Snow** (uncle Percy); **Alante Thomas** (brother Lawrence).

**Brothers:** Jacob/Zach Slade

**Coaches/Staff:** Ron Burton (son, Reid)

**Alumni:** CB coach **Harlon Barnett** (CB from 1986-89), Director of Player Engagement **Darien Harris** (LB from 2012-15), WR coach **Courtney Hawkins** (WR from 1988-91).



# 2020 SPARTAN FOOTBALL GAME NOTES



## THE 2010s: A DECADE OF SUSTAINED EXCELLENCE FOR SPARTAN FOOTBALL –

• Michigan State just completed its winningest decade in school history based on total wins, as the Spartans went 92-40 (.697) from 2010-19. The 92 wins were third most in the Big Ten and 13th most in the FBS.

### Winningest NCAA FBS Teams: 2010s

| Rank | Team                  | Total Wins |
|------|-----------------------|------------|
| 1.   | Alabama               | 124        |
| 2.   | Clemson               | 117        |
| 3.   | Oklahoma              | 109        |
| 4.   | Boise State           | 107        |
| 5.   | Ohio State            | 105*       |
| 6.   | LSU                   | 103        |
| 7.   | Wisconsin             | 102        |
| 8.   | Oregon                | 101        |
| 9.   | Georgia               | 100        |
| 10.  | Stanford              | 98         |
| 11.  | Florida State         | 96         |
| 12.  | Oklahoma State        | 93         |
| 13.  | <b>Michigan State</b> | <b>92</b>  |
| 14.  | Northern Illinois     | 91         |
| 15.  | San Diego State       | 90         |
| 16.  | TCU                   | 87         |
|      | Penn State            | 87         |

\* Ohio State vacated 12 wins from the 2010 season

• In addition, Michigan State became the fifth Big Ten program to win at least 90 games in a decade (Ohio State, Penn State, Michigan, Wisconsin) and the 92 wins were the seventh-most ever by any Big Ten team in a decade.

### Winningest Big Ten Teams by Decade (by victories, entering 2020s)

| Rk. | Team                  | Wins                    | Decade       | Coaches                          |
|-----|-----------------------|-------------------------|--------------|----------------------------------|
| 1.  | Ohio State            | 105 (105-18, .854)*     | 2010s        | Tressel/Fickel/Meyer/Day         |
| 2.  | Wisconsin             | 102 (102-35, .744)      | 2010s        | Bielema/Andersen/Chryst          |
|     | Ohio State            | 102 (102-25, .803)      | 2000s        | Cooper/Tressel                   |
| 4.  | Penn State            | 97 (97-26, .789)        | 1990s        | Paterno                          |
| 5.  | Michigan              | 96 (96-13-3, .848)      | 1970s        | Schembechler                     |
| 6.  | Michigan              | 93 (93-26-3, .775)      | 1990s        | Moeller/Carr                     |
| 7.  | <b>Michigan State</b> | <b>92 (92-40, .697)</b> | <b>2010s</b> | <b>Dantonio</b>                  |
| 8.  | Ohio State            | 91 (91-20-3, .811)      | 1970s        | Hayes/Bruce                      |
| 9.  | Michigan              | 89 (89-29-2, .750)      | 1980s        | Schembechler                     |
| 10. | Penn State            | 87 (87-42, .674)        | 2010s        | Paterno/Bradley/O'Brien/Franklin |

\*12 wins vacated in 2010. Actual record: 117-18 (.867)

• During the 2010s, MSU won six bowl games (2012 Outback, 2012 Buffalo Wild Wings, 2014 Rose, 2015 Cotton, 2017 Holiday, 2019 Pinstripe), three Big Ten Championships (2010, 2013, 2015) and three Big Ten Division titles (2011, 2013, 2015). The six bowl wins tied for second most by a Big Ten team in a single decade.

### Most Bowl Wins in a Decade - Big Ten Teams

| Rank | Team (Decade)                   | Bowl Wins |
|------|---------------------------------|-----------|
| 1.   | Michigan (1990s)                | 7         |
| 2.   | <b>Michigan State (2010s)</b>   | <b>6</b>  |
|      | Penn State (1990s)              | 6*        |
| 4.   | Iowa (2000s)                    | 5         |
|      | Michigan (1980s)                | 5         |
|      | Ohio State (1980s, 2000s)       | 5         |
|      | Wisconsin (1990s, 2000s, 2010s) | 5         |

\* Penn State won seven total bowl games in 1990s, but didn't join Big Ten until 1993

• MSU's .697 winning percentage last decade was the fourth best in school history. MSU was the only school to finish in the top-six of the national polls from 2013-15 (No. 3 in 2013, No. 5 in 2014, No. 6 in 2015) and the 36 wins from 2013-15 marked the winningest three-year stretch in the history of the program.



## 2020 TCF BANK SPARTAN MEDIA NETWORK RADIO AFFILIATES

|                                |                           |
|--------------------------------|---------------------------|
| City.....                      | Call Letters              |
| Adrian.....                    | The Cave (FM 96.5)        |
| Alma.....                      | WQBX (FM 104.9)           |
| Alpena.....                    | WKJZ (FM 94.9)            |
| Bad Axe.....                   | WLEW (AM 1340)            |
| Battle Creek.....              | WBCK (FM 95.3)            |
| Benton Harbor/South Haven..... | WCSY (FM 103.7)           |
| Cheboygan.....                 | WWMK (FM 106.3)           |
| Detroit.....                   | WJR (AM 760)              |
| Flint.....                     | WWCK (AM 1570)            |
| Gaylord.....                   | WMJZ (FM 101.5)           |
| Grand Haven/Muskegon.....      | WGHN (FM 92.1)            |
| Grand Rapids.....              | WBFX (FM 101.3)           |
| Hastings.....                  | WBCH (FM 100.1)           |
| Iron Mountain.....             | WZNL (FM 94.3)            |
| Jackson.....                   | FOX Sports (FM 101.9)     |
| Kalamazoo.....                 | WKZO (AM 590)             |
| Lansing.....                   | WJIM (AM 1240 & FM 106.9) |
|                                | WMMQ (FM 94.9)            |
| Ludington/Manistee.....        | WLDN (FM 98.7)            |
| Marquette/Ishpeming.....       | WRUP (FM 98.3)            |
| Midland.....                   | WLUN (FM 100.9)           |
| Munising.....                  | WQXO (AM 1400)            |
|                                | WQXO (FM 97.7)            |
| Ontonagon.....                 | WUPY (FM 101.1)           |
| Port Huron.....                | WPHM (AM 1380)            |
| Saginaw.....                   | WILZ (FM 104.5)           |
| Tawas City.....                | WQLB (FM 103.3)           |
| Traverse City.....             | WJZQ (FM 92.9)            |

**Note: Radio affiliate listing as of Oct. 21 and is subject to change.**

Sirius/XM Radio; streaming for games and weekly press conferences available at [msuspartans.com](http://msuspartans.com); Mobile App for iPhone and Android



The TCF Bank Spartan Media Network produces and distributes Mel Tucker's weekly radio program Thursdays from 7-8 p.m. ET. Spartan play-by-play announcer George Blaha hosts this live show, featuring insight from Coach Tucker, special guests, features and phone calls. The Mel Tucker Show can be heard statewide as well as locally on flagship station WJIM Radio (AM 1240) and WMMQ (FM 94.9). The show can also be heard live on [msuspartans.com](http://msuspartans.com).



# 2020 SPARTAN FOOTBALL GAME NOTES

## TOP SINGLE-GAME PERFORMANCES

### Elijah Collins Rushing

| Yds. | Opponent (Carries)    | Date     |
|------|-----------------------|----------|
| 192  | Western Michigan (17) | 9/7/19   |
| 170  | Illinois (28)         | 11/9/19  |
| 109  | Rutgers (31)          | 11/23/19 |

### Noah Harvey Tackles

| Total | Opponent (S-A)     | Date     |
|-------|--------------------|----------|
| 14    | Wake Forest (1-13) | 12/27/19 |
| 11    | Michigan (7-4)     | 10/31/20 |

### Rocky Lombardi Passing

| Total | Opponent (C-A)   | Date     |
|-------|------------------|----------|
| 323   | Michigan (17-32) | 10/31/20 |
| 319   | Rutgers (31-44)  | 10/24/20 |
| 318   | Purdue (26-46)   | 10/27/18 |

### Jayden Reed Receiving

| Total | Opponent (Catches) | Date     |
|-------|--------------------|----------|
| 128   | Rutgers (11)       | 10/24/20 |

### Antjuan Simmons Tackles

| Total | Opponent (S-A)  | Date     |
|-------|-----------------|----------|
| 11    | Michigan (6-5)  | 10/31/20 |
| 11    | Rutgers (4-7)   | 10/24/20 |
| 10    | Wisconsin (6-4) | 10/12/19 |

### Ricky White Receiving

| Total | Opponent (Catches) | Date     |
|-------|--------------------|----------|
| 196   | Michigan (8)       | 10/31/20 |

## TRACKING EXPLOSIVE PLAYS (20-PLUS YARDS)

| Player         | No.       | TD       | R        | P        | KR       | PR       | IR       | FR       |
|----------------|-----------|----------|----------|----------|----------|----------|----------|----------|
| Ricky White    | 4         | 1        | 0        | 4        | 0        | 0        | 0        | 0        |
| Jayden Reed    | 3         | 1        | 0        | 2        | 1        | 0        | 0        | 0        |
| Jalen Nailor   | 2         | 1        | 0        | 2        | 0        | 0        | 0        | 0        |
| Jordon Simmons | 1         | 0        | 1        | 0        | 0        | 0        | 0        | 0        |
| Shakur Brown   | 1         | 0        | 0        | 0        | 0        | 0        | 1        | 0        |
| <b>Totals</b>  | <b>11</b> | <b>3</b> | <b>1</b> | <b>8</b> | <b>1</b> | <b>0</b> | <b>1</b> | <b>0</b> |

TOTAL: 11 (3 TD)

Rushing: 1

Passing: 8

Kickoff Returns: 1

Punt Returns: 0

Interception Returns: 1

Fumble Returns: 0

Blocked Kick Returns: 0

## LONGEST PLAYS OF THE YEAR

Rushing: 28, Jordon Simmons vs. Michigan (10/31)

Rushing Touchdown: None

Passing: 53, Rocky Lombardi to Jalen Nailor vs. Michigan (10/31)

Passing Touchdown: 50, Rocky Lombardi to Jayden Reed vs. Rutgers (10/24)

Punt Return: 17, Jalen Nailor vs. Rutgers (10/24)

Kick Return: 29, Jayden Reed vs. Rutgers (10/24)

Interception Return: 23, Shakur Brown vs. Rutgers (10/24)

Fumble Return: None

Punt: 78, Bryce Baringer vs. Michigan (10/31)

Field Goal: 51, Matt Coghlin vs. Michigan (10/31)

• In addition, the Spartans have earned 12 bowl bids since 2007, including a school-record four consecutive bowl victories (2012 Outback against No. 18 Georgia, 2012 Buffalo Wild Wings against TCU, 2014 Rose Bowl Game against No. 5 Stanford, 2015 Cotton Bowl Classic against No. 4 Baylor).

## MARK DANTONIO RETIRES AS THE WINNINGEST COACH IN MICHIGAN STATE HISTORY –

• Mark Dantonio, the winningest coach in Michigan State history with 114 victories, announced his retirement on Feb. 4. In 13 seasons at the helm of the program, Dantonio collected a 114-57 (.667) record. Dantonio won the most Big Ten Championships (three) and bowl games (six) of any Spartan head coach and also ranked first with 12 bowl appearances. In 16 seasons as a head coach, including 13 at MSU (2007-19) and three at Cincinnati (2004-06), he compiled a career record of 132-74 (.641).



## OFFENSIVE NOTES

### QUARTERBACKS

• Michigan State has four scholarship quarterbacks on its roster – redshirt junior **Rocky Lombardi**, redshirt sophomore **Theo Day**, redshirt freshman **Payton Thorne** and freshman **Noah Kim**. First-year offensive coordinator **Jay Johnson** also is the quarterbacks coach for the Spartans.

• Lombardi has collected career highs in passing yards in each of his first two games in 2020 (319 vs. Rutgers; 323 vs. Michigan) and is ranked second in the Big Ten and eighth in the FBS in passing, averaging 321.0 yards per game. He has completed 64 percent of his passes (48-of-75) and is tied for the conference lead with six TD passes.

• Lombardi is 3-2 as the starting quarterback for the Spartans (2-1 as redshirt freshman in 2018 when starter Brian Lewerke was injured; 1-1 in 2020).

• Lombardi earned a pair of national awards for his performance in leading the Spartans to an upset win at No. 13/14 Michigan. A native of Clive, Iowa, Lombardi was named to the Manning Award Stars of the Week, as well as to the Davey O'Brien National Quarterback Award's Great 8 list. The Spartan QB was 17-of-32 for a career-high 323 yards at Michigan, with three TDs, which matched his career-high set last week vs. Rutgers.

• Lombardi was 31-of-43 for 319 yards and three TDs in the season opener against Rutgers on Oct. 24.

• Lombardi is the only quarterback on the roster with previous starting experience, as he filled in for Lewerke for three games during the 2018 season as a redshirt freshman, compiling a 2-1 record. He was named the Big Ten Co-Freshman of the Week after leading the Spartans to a 23-13 victory over Purdue on Oct. 27, 2018, in his first career start. Lombardi threw for 318 yards against the Boilermakers and completed 26-of-46 passes, including two touchdowns; his 318 yards passing were the second most by a Spartan QB making his first career start (Ed Smith threw for 324 yards in his first career start at North Carolina State in 1976).

• Lombardi started the final two games of the 2018 regular season at Nebraska on Nov. 17 and against Rutgers on Nov. 24 in Spartan Stadium. In his second career start at quarterback vs. Nebraska on Nov. 17, Lombardi collected 199 yards of total offense. He completed 15-of-41 passes for 146 yards and ran for a career-high 53 yards on nine carries (5.9 avg.). In the win over Rutgers, Lombardi was 19-of-43 for 173 yards, one TD and one interception. Lombardi played quarterback in seven games (eight games overall; punted once in an emergency situation at Arizona State). He was 68-of-154 (.442) passing for 738 yards, three TDs and three interceptions.

• As a redshirt sophomore in 2019, the 6-5, 225-pound Lombardi played sparingly, taking 51 snaps over the course of eight games of action. He completed 7-of-21 passes for 74 yards, zero touchdowns and two interceptions.

• The 6-5, 225-pound Day made two appearances last season, taking one snap against Western Michigan and five snaps vs. Penn State. He was 2-of-3 passing for 12 yards against the Nittany Lions.

• Thorne, who stands at 6-2, 210 pounds, redshirted his first year on campus in 2019. Although he spent a majority of his true freshman season on the scout team, he did see an increased amount of time on the offense during bowl practices.



## RUNNING BACKS

• Through two games, true freshman **Jordon Simmons** leads the team in carries (28) and rushing yards (98; 48.0 ypg; 3.5 avg.). After rushing for 43 yards in his collegiate debut against Rutgers on 14 carries, Simmons had 55 yards on 14 carries at No. 13/14 Michigan.

• Redshirt junior **Connor Heyward**, who only played in four games in 2019 to preserve his redshirt season, has started the first two games of the year for the Spartans. A finalist for the Paul Hornung Award as a sophomore in 2018, Heyward has 664 rushing yards and five TDs on 165 carries in 31 career games, including 11 starts. A versatile back with excellent hands, Heyward also has 50 career receptions, most of any active Spartan, for 354 yards and four TDs, including two touchdown catches in the win at No. 13/14 Michigan.

• After preserving his redshirt year in 2018 by appearing in just three games, **Elijah Collins** had a breakthrough season as a redshirt freshman for the Spartans in 2019, leading the team and ranking fourth in the Big Ten with 988 rushing yards (76.0 avg.). Collins, who earned third-team All-Big Ten honors by the media and Pro Football Focus, was just 12 yards shy of becoming MSU's first 1,000-yard rusher since Jeremy Langford in 2014 and rushed for the second-most yards ever by a Spartan freshman (record: Sedrick Irvin with 1,067 yards in 1996). Collins' 222 carries were also the most by a Spartan back since Langford in 2014 (276) and the most by a Spartan freshman since Irvin (237) in 1996.

• The Detroit, Michigan, native emerged as one of the top freshman running backs in the nation, ranking third among all FBS freshman RBs in carries (222; 17.1 pg) and fifth in rushing (76.0 ypg). In his first career start against Western Michigan in Week 2, Collins quickly burst onto the scene with 192 rushing yards on just 17 carries (11.3 avg.), the second-most rushing yards ever by a Spartan freshman in a single game. He also had 100-yard rushing games against Illinois (170) and Rutgers (109) and had 96 yards on 21 carries in MSU's Pinstripe Bowl win over Wake Forest. Collins has been named to watch lists for the Maxwell Award (player of the year) and Doak Walker Award (nation's top running back).

• MSU also played two true freshman running backs in 2019 as **Anthony Williams** (12 games) and **Branndon Wright** (six games) contributed to the Spartan rushing attack. A versatile player who has good hands in the backfield and can also return kicks, Williams recorded 118 rushing yards on 38 carries, six receptions for 77 yards, and five kickoffs for 93 yards. He expects to play a more significant role in the offense during his second season with the Spartans. Wright didn't play until the second half of the season, but still gained experience with 18 carries for 48 yards.

• First-year assistant **William Peagler** is coaching the running backs for the Spartans.

## WIDE RECEIVERS

• The Spartans lost their top two receivers from last season in Darrell Stewart and Cody White, but the outlook is bright with several young, promising prospects at the position. The group is coached by former Spartan star **Courtney Hawkins**, who in addition to earning first-team All-Big Ten honors twice in college also spent nine seasons playing in the NFL.

• In his first game wearing the Green and White, redshirt sophomore **Jayden Reed** had 11 catches for 128 yards and two scores against Rutgers, becoming the first Spartan to record 100 yards receiving in his debut; Reed transferred from Western Michigan and sat out the 2019 season. Reed was a FWAA Freshman All-American in his lone season with the Broncos in 2017 with 56 catches for 797 yards and eight TDs; he also had 12 punt returns for 215 yards (17.9 avg.), including a 93-yarder returned for a score. Reed leads the team with 12 catches for 146 yards (73.0 ypg; 12.2 avg.) through two games.

• Wide receiver **Ricky White** was named the Big Ten Co-Freshman of the Week and the Pro Football Focus National True Freshman of the Week after setting an MSU freshman single-game record with 196 receiving yards on eight catches in the win over Michigan. Making his first career start, White made several big plays, including catches of 50, 40, 31 and 30 yards. He hauled in a 30-yard pass from Rocky Lombardi in the end zone in the first quarter for his first career touchdown as a Spartan. White's 196 receiving yards were the second-highest total for a Spartan receiver against Michigan (Plaxico Burress with 255 yards in 1999) and tied for seventh most overall in a game in MSU history. Through two games, White ranks fourth in the Big Ten with 22.3 yards per catch and fifth with 100.5 receiving yards per game (9 for 201).

• Redshirt sophomore **Jalen Nailor** has provided glimpses of his potential as a playmaker his first two seasons, which have been limited due to injuries, but he should have even more of a chance to make an impact on the field as a full-time starter in 2020. He ranks third on the team with eight catches for 152 yards (76.0 ypg; 19.0 avg.).

## **ACTIVE CAREER LEADERS (at MSU)**

### **RUSHING YARDS**

|                              |     |
|------------------------------|-----|
| 1. Elijah Collins (234 att.) | 999 |
| 2. Connor Heyward (152)      | 636 |

### **RUSHING TOUCHDOWNS**

|                   |   |
|-------------------|---|
| 1. Elijah Collins | 5 |
| Connor Heyward    | 5 |

### **PASSING YARDS (C-A-I-TD)**

|                                 |       |
|---------------------------------|-------|
| 1. Rocky Lombardi (123-250-7-9) | 1,454 |
|---------------------------------|-------|

### **RECEPTIONS**

|                   |    |
|-------------------|----|
| 1. Connor Heyward | 50 |
| 2. Matt Dotson    | 37 |
| 3. Jalen Nailor   | 31 |

### **RECEIVING YARDS**

|                   |     |
|-------------------|-----|
| 1. Jalen Nailor   | 396 |
| 2. Matt Dotson    | 379 |
| 3. Connor Heyward | 354 |

### **SCORING LEADERS**

|                   |     |
|-------------------|-----|
| 1. Matt Coghlin   | 283 |
| 2. Elijah Collins | 30  |

### **ALL-PURPOSE YARDS**

|                   |       |
|-------------------|-------|
| 1. Connor Heyward | 1,747 |
| 2. Elijah Collins | 1,101 |

### **TACKLES**

|                     |     |
|---------------------|-----|
| 1. Antjuan Simmons  | 167 |
| 2. Xavier Henderson | 104 |

### **TACKLES FOR LOSS**

|                    |      |
|--------------------|------|
| 1. Antjuan Simmons | 20.5 |
| 2. Jacob Panasiuk  | 20.0 |

### **SACKS**

|                    |     |
|--------------------|-----|
| 1. Jacob Panasiuk  | 8.0 |
| 2. Antjuan Simmons | 3.5 |

### **INTERCEPTIONS**

|                     |   |
|---------------------|---|
| 1. Shakur Brown     | 3 |
| 2. Xavier Henderson | 2 |
| Antjuan Simmons     | 2 |

### **PASS BREAK-UPS**

|                     |   |
|---------------------|---|
| 1. Shakur Brown     | 7 |
| 2. Tre Person       | 6 |
| 3. Xavier Henderson | 5 |

## **INDIVIDUAL CAREER RECORDS**

### **FIELD-GOAL PERCENTAGE**

|                                  |                     |
|----------------------------------|---------------------|
| 1. Paul Edinger (1996-99)        | .793 (46-58)        |
| 2. Brett Swenson (2006-09)       | .780 (71-91)        |
| 3. Dan Conroy (2008-12)          | .775 (55-71)        |
| 4. <b>Matt Coghlin (2017-20)</b> | <b>.756 (59-78)</b> |
| 5. Michael Geiger (2013-16)      | .737 (56-76)        |

### **FIELD GOALS**

|                                  |           |
|----------------------------------|-----------|
| 1. Brett Swenson (2006-09)       | 71        |
| 2. Dave Rayner (2001-04)         | 62        |
| 3. <b>Matt Coghlin (2017-20)</b> | <b>59</b> |
| 4. John Langeloh (1987-90)       | 57        |
| 5. Michael Geiger (2013-16)      | 56        |

### **TOTAL POINTS SCORED**

|                               |            |
|-------------------------------|------------|
| 1. Brett Swenson (2006-09)    | 377        |
| 2. Michael Geiger (2013-16)   | 357        |
| 3. Dave Rayner (2001-04)      | 325        |
| 4. John Langeloh (1987-90)    | 308        |
| 5. Dan Conroy (2009-12)       | 283        |
| <b>Matt Coghlin (2017-20)</b> | <b>283</b> |





# 2020 SPARTAN FOOTBALL GAME NOTES

## SPARTAN STREAKS

### Consecutive Games Started (Position players)

|                     |    |
|---------------------|----|
| Jordan Reid, OT*    | 26 |
| Jacob Panasiuk, DE  | 25 |
| Xavier Henderson, S | 15 |
| Antjuan Simmons, LB | 15 |

\*Opting out of the 2020 season

## SPARTANS IN THE NFL



Michigan State has 14 former players listed on active rosters for National Football League teams as of Nov. 3, 2020.

|                      |                      |
|----------------------|----------------------|
| Brian Allen, OL      | Los Angeles Rams     |
| Le'Veon Bell, RB     | Kansas City Chiefs   |
| Shilique Calhoun, LB | New England Patriots |
| Jack Conklin, OT     | Cleveland Browns     |
| Kirk Cousins, QB     | Minnesota Vikings    |
| Darqueze Dennard, CB | Atlanta Falcons      |
| Bennie Fowler, WR    | New Orleans Saints   |
| William Gholston, DE | Tampa Bay Buccaneers |
| Brian Hoyer, QB      | New England Patriots |
| Justin Layne, CB     | Pittsburgh Steelers  |
| Taybor Pepper, LS    | San Francisco 49ers  |
| Josiah Scott, CB     | Jacksonville Jaguars |
| Raequan Williams, DT | Philadelphia Eagles  |
| Khari Willis, S      | Indianapolis Colts   |

### Practice Squad:

|                   |                    |
|-------------------|--------------------|
| Joe Bachie, LB    | New Orleans Saints |
| Andrew Dowell, LB | New Orleans Saints |
| Mike Panasiuk, DT | Carolina Panthers  |

### Injured Reserve:

|                      |                    |
|----------------------|--------------------|
| Darqueze Dennard, CB | Atlanta Falcons    |
| Trae Waynes, CB      | Cincinnati Bengals |
| Kenny Willekes, DE   | Minnesota Vikings  |

### Reserve/Opt Out:

|                |                |
|----------------|----------------|
| Joel Heath, NT | Denver Broncos |
|----------------|----------------|

## COACHING STAFF - GAMEDAY LOCATIONS

### On the field...

Head coach Mel Tucker  
 Defensive line coach Ron Burton  
 Wide receivers coach Courtney Hawkins  
 Defensive coordinator Scottie Hazelton  
 Offensive line coach Chris Kapilovic  
 Running backs coach William Peagler  
 Safeties coach Mike Tressell

### In the booth...

Cornerbacks coach Harlon Barnett  
 Linebackers/special teams coordinator Ross Els  
 Tight ends coach Ted Gilmore  
 Offensive coordinator/quarterbacks coach Jay Johnson

• Nailor entered the 2019 season as a starter but missed nine games after the season opener due to a foot injury; he returned for the final three games of the season and helped spark a three-game winning streak to close out the year. The Spartans are 10-4 with Nailor in the lineup, including a 4-0 mark last season. As a freshman, Nailor showed his big-play ability with three touchdowns in eight games, including a 75-yard run at Indiana and a 48-yard reception on a flip pass against Purdue. In four games last season, Nailor had 15 receptions for 106 yards, highlighted by a five-catch, 50-yard performance in the New Era Pinstripe Bowl against Wake Forest.

• **Nailor** hauled in a career-best six receptions for 84 yards, including a 30-yard touchdown in the third quarter, against Rutgers.

• Although he only played in the final six games of the season as a true freshman, **Tre Mosley** still ranked fourth on the team with 21 catches for 216 yards and is expected to have an even bigger role in the offense as a sophomore. He burst onto the scene with four grabs for 37 yards against No. 6 Penn State and continued to make an impact down the stretch, including eight catches for 73 against vs. Maryland and four receptions for 50 yards in the New Era Pinstripe Bowl victory over Wake Forest. Mosley was injured in the season opener vs. Rutgers and only saw limited action at Michigan.

• In addition to **Ricky White**, the wide receivers group welcomed three additional true freshmen in 2020 who signed National Letters of Intent with MSU and have already seen game action this season (**Montorie Foster**, **Terry Lockett Jr.**, **Ian Stewart**).

### TIGHT ENDS

• Although the Spartans lost starter **Matt Seybert** to graduation, five letterwinners return at tight end for the Spartans. The group will be coached by veteran **Ted Gilmore**, who has 25 years of experience at the FBS and NFL ranks.

• Three-year letterwinner **Matt Dotson**, who unfortunately suffered a season-ending Achilles injury vs. Illinois on Nov. 9, 2019, has 37 receptions for 379 yards and two TDs in 33 career games and is back and ready this fall. He caught five passes for 50 yards in the season opener vs. Rutgers.

• Redshirt sophomore **Trenton Gillison** showed off his potential in the New Era Pinstripe Bowl victory over Wake Forest, catching four passes for 88 yards, including a season-long 64-yard reception in the second quarter that set up a Spartan touchdown. For the season, Gillison had 12 catches for 147 yards in 12 games, including three starting assignments.

### OFFENSIVE LINE

• For the second season in a row, Michigan State suffered a rash of injuries on the offensive line in 2019, leading to seven different starting combinations in 13 games, including five of the last six games. The past 26 games in 2018 and 2019, MSU has had 16 different starting o-line combinations. The good news for the Spartans is that the o-line unit returns 11 letterwinners, including 10 with multiple games of starting experience. Veteran coach **Chris Kapilovic** mentors the offensive line for the Spartans.

• Three-year letterwinner and fifth-year senior **Matt Allen**, who was named to the Rimington Trophy Watch List, returns for his third season as the starting center to lead the group. Allen started the first eight games at center in 2019 but missed the last four games of the regular season after suffering an injury against Penn State; he returned to action in the Pinstripe Bowl win against Wake Forest. After starting in the season opener, Allen missed the game at Michigan due to an injury. Sophomore **Nick Samac**, who started four games as a true freshman in 2019 at center, replaced Allen in the starting lineup.

• The injuries in 2019 especially took a toll at left tackle, as MSU started four different players at the position throughout the season. One of those players, redshirt senior **AJ Arcuri**, is back in 2020 and has started the first two games at left tackle this season. He has seven career starts at left tackle (five in 2019; two in 2020).

• Redshirt junior **Blake Bueter** has started the first two games at left guard in 2020. Bueter has split time at the position with sophomore **J.D. Duplain**, who started the final five games of 2019 at left guard as a true freshman. Bueter has 11 games of starting experience overall (four at right guard, four at center, two at left guard, one as extra OL in jumbo formation).

• Redshirt junior **Matt Carrick** held down the starting right guard spot in 11 games last year and has started both games at the position this season.



• **Kevin Jarvis**, who was a two-year starter at right guard in 2017-18, moved to left tackle at the beginning of the 2019 season due to injuries along the line. Jarvis started three games before losing the remainder of his season following an injury against Arizona State in Week 3. Jarvis did preserve his redshirt season by playing in just three games and is now back in 2020 as the starting right tackle. Jarvis has started 22 career games (17 at right guard, three at left tackle, two at right tackle).

• Senior **Jordan Reid** had started 26 consecutive games at right tackle and was the only offensive lineman to start every game the past two seasons, but elected to opt out of the 2020 season. Reid played a team-high 964 snaps as a sophomore in 2018 and again led the team with 950 snaps in 2019.



## DEFENSIVE NOTES

### DEFENSIVE LINE

• Michigan State's defensive line lost three multi-year starters, as All-American defensive end Kenny Willekes (38 starts) and defensive tackles Mike Panasiuk (41 starts) and Raequan Williams (42 starts) all graduated in December. The line has a familiar face coaching the room, however, as **Ron Burton** is in his eighth year at Michigan State. Burton, the only two-time winner of the FootballScoop Defensive Line Coach of the Year (2013, 2018), spent his first four years in East Lansing coaching the defensive line, then focused on defensive tackles from 2017-19. He is back to coaching the entire d-line under first-year head coach Mel Tucker, while Secchia Family Defensive Coordinator **Scottie Hazelton** will also assist with the defensive ends.

• Senior **Jacub Panasiuk**, a two-year starter at defensive end, returns in 2020 to lead the group after posting career highs in tackles (34), tackles for loss (11) and sacks (5) last season as a junior. The younger Panasiuk has played in 40 career games, including 25 consecutive starts, and has collected 90 tackles, 20.0 tackles for loss and eight sacks in his career.

• On the other end of the line, fifth-year senior **Drew Beesley** has seen extensive action the past two seasons and is now in a starting role. Beesley played 261 snaps in all 13 games last season and recorded six tackles for loss and 14 stops overall. In the opener against Rutgers, Beesley had a career-high 2.5 tackles for loss, including a 7-yard sack, with six tackles overall.

• Redshirt freshman **Michael Fletcher**, who was rated the No. 1 defensive end prospect in the state of Michigan coming out of high school, missed the first half of the 2019 season with an injury and preserved his redshirt year; he is likely to see increased playing time as well in 2020. **Jack Camper** (R-Jr.) also adds depth at the position.

• Up the middle, the Spartans are losing two stalwarts in Mike Panasiuk and Raequan Williams, who started 41 career games alongside each other from 2017-19. Fifth-year senior **Naquan Jones** has taken over a starting role after seeing regular time in the playing rotation the past three seasons. The 6-4, 340-pound native of Evanston, Illinois, has 59 tackles, including 9.0 TFLs and three sacks, in 40 career games. Redshirt sophomore **Jacob Slade** also gained valuable experience last season to earn his first letter, playing 262 snaps in all 13 games. He flashed his potential in the New Era Pinstripe Bowl, posting a career-best two tackles for loss and his first career sack, and is now a starter alongside Jones.

### LINEBACKERS

• Senior **Antjuan Simmons**, who had a breakout season with a team-leading 90 tackles and a career-best 15 tackles for loss as junior in 2019, returns to the starting lineup for the Spartans. He was named to watch lists for the Bednarik Award and Lott IMPACT Trophy entering the season.

• Simmons has started 15 consecutive games and leads the Spartans in tackles through two games with 22 stops, including 3.5 tackles for loss. He has recorded back-to-back career games with 11 tackles against both Rutgers and Michigan.

• Redshirt junior **Noah Harvey** also has starting experience after stepping up at the end of the 2019 campaign and starting the final five games (two at weakside linebacker, three at strongside linebacker). He ranked eighth on the team with a career-high 49 tackles, including 42 stops during his starting assignments, and had a career-high 14 tackles in the New Era Pinstripe Bowl victory over Wake Forest. Harvey has 20 tackles and two for losses in two starts this season.

• The linebacker room is coached by first-year assistant Ross Els, who is also serving as the special teams coordinator.

## BY THE NUMBERS

2

MSU is one of two schools in the country, along with Florida, to win multiple National Championships in both football and men's basketball.

4

MSU is one of only four schools, along with Florida, Michigan and USC, to have had at least one player selected in the NFL Draft since 1967 (first common-era draft).

6

MSU's six bowl wins last decade (2012 Outback, 2012 Buffalo Wild Wings, 2014 Rose, 2015 Cotton, 2017 Holiday, 2019 Pinstripe) tied for the second most by a Big Ten team in a single decade.

7

MSU has ranked in the FBS Top 20 in total defense seven times in the past 10 seasons, including six times in the top 10.

9

MSU has been ranked in the FBS Top 25 in rushing defense nine times in the past 11 seasons, including six times in top 10 and twice at No. 1 (2014, 2018).

12

Michigan State has made 12 bowl games in the past 13 seasons.

15

MSU has defeated 15 AP Top 25 teams since 2013 (15-15 record vs. ranked teams last eight seasons).

64

MSU has ranked among the nation's Top 25 in attendance each of the last 64 seasons.

80

Michigan State has had at least one player selected in the NFL Draft for 80 consecutive years, dating back to 1941. It's the third-longest NFL Draft streak in the FBS.

92

MSU won 92 games during the 2010s, third most in the Big Ten and 13th most in the FBS during that time period. That total is also the seventh most in a single decade by a Big Ten team.

## SPARTAN OFFENSIVE PLAYERS OF THE WEEK

Michigan: Rocky Lombardi/Ricky White

## SPARTAN DEFENSIVE PLAYERS OF THE WEEK

Michigan: Antjuan Simmons

## SPARTAN SPECIAL TEAMS PLAYERS OF THE WEEK

Michigan: Bryce Baringer/Chase Kline



# 2020 SPARTAN FOOTBALL GAME NOTES

## PRONUNCIATION GUIDE

#82 Javez Alexander: Jay-vez  
 #76 AJ Arcuri: r-CURE-e  
 #99 Bryce Baringer: bare-IN-gerr  
 #29 Shakur Brown: sha-coor  
 #4 Matt Coghlin: cog-lynn  
 #18 Kalon Gervin: cay-lynn  
 #54 Jack Henrichs: hen-rix  
 #73 Jacob Isaia: E-sigh-uh  
 #93 Naquan Jones: NAY-kwon  
 #79 Mustafa Khaleefah: MOO-stuh-fuh kuh-LEE-fuh  
 #16 Eli McLean: Mc-Lane  
 #13 Laress Nelson: LUH-reece  
 #96 Jacob Panasiuk: pah-na-shuke (rhymes with luke)  
 #71 James Ohonba: O-huhn-BUH  
 #59 Nick Samac: SAY-mack  
 #34 Antjuan Simmons: ANN-twon  
 #92 DeAri Todd: DEE-ar-E

## MSU'S ALL-TIME OVERTIME RESULTS

| Date       | Opponent              | Result   |
|------------|-----------------------|----------|
| 10/10/1998 | Indiana (2OT)         | W, 38-31 |
| 10/30/2004 | at Michigan (3OT)     | L, 37-45 |
| 9/17/2005  | at Notre Dame         | W, 44-41 |
| 10/1/2005  | Michigan              | L, 31-34 |
| 10/6/2007  | Northwestern          | L, 41-48 |
| 10/27/2007 | at Iowa (2OT)         | L, 27-34 |
| 10/3/2009  | Michigan              | W, 26-20 |
| 9/18/2010  | Notre Dame            | W, 34-31 |
| 1/2/2012   | vs. Georgia (3OT)     | W, 33-30 |
| 10/13/2012 | Iowa (2OT)            | L, 16-19 |
| 10/27/2012 | at Wisconsin          | W, 16-13 |
| 10/1/2016  | at Indiana            | L, 21-24 |
| 10/28/2017 | at Northwestern (3OT) | L, 31-39 |

All-Time Overtime Record: 6-7 (.462)

## MSU TOP SINGLE-GAME PERFORMANCES VS. IOWA

### RUSHING

| Player (Att.)         | Yards | Year |
|-----------------------|-------|------|
| Clinton Jones (21)    | 268   | 1966 |
| T.J. Duckett (30)     | 248   | 2000 |
| Lorenzo White (39)    | 226   | 1985 |
| Duane Goulbourne (29) | 213   | 1993 |
| Levin Jackson (24)    | 180   | 1975 |

### PASSING

| Player (C-A)             | Yards | Year |
|--------------------------|-------|------|
| Brian Hoyer (25-42)      | 308   | 2007 |
| Connor Cook (25-44)      | 277   | 2013 |
| Bobby McAllister (18-27) | 275   | 1985 |
| Dave Yarema (23-36)      | 271   | 1986 |
| Kirk Cousins (18-31)     | 260   | 2011 |
| Todd Schultz (20-37)     | 255   | 1995 |
| Drew Stanton (29-54)     | 245   | 2004 |
| Bryan Clark (14-26)      | 244   | 1979 |

### RECEIVING

| Player (Rec.)        | Yards | Year |
|----------------------|-------|------|
| Eugene Byrd (5)      | 159   | 1979 |
| Mark Ingram (7)      | 148   | 1985 |
| Devin Thomas (9)     | 139   | 2007 |
| Muhsin Muhammad (6)  | 127   | 1995 |
| Herb Haygood (9)     | 119   | 2001 |
| Felton Davis III (9) | 118   | 2017 |

## SECONDARY

• Former Spartan All-American **Harlon Barnett**, who coached the secondary at MSU for 11 seasons from 2007-17, returns in 2020 to coach the cornerbacks, while longtime Spartan defensive assistant **Mike Tresel** coaches the safeties. Although the Spartans lost two three-year starters in safety David Dowell and cornerback Josiah Scott, the secondary still returned 11 letterwinners in 2020.

• Redshirt junior **Shakur Brown** started the final five games of the 2019 at cornerback and ranked tied for second on the team with five pass break-ups. He missed six games due to injury after a strong opener in which he recorded two sacks against Tulsa, but bounced back to become a starter in the second half of the year. He is now the team's starting nickelback in the new 4-2-5 alignment and had an interception in the opener vs. Rutgers.

• Redshirt sophomore **Kalon Gervin** also has starting experience after earning the assignment at corner at Ohio State in 2019, and played in 10 games overall with eight tackles. He has earned starts in both games this season and has six tackles with two pass break-ups.

• Redshirt sophomore **Chris Jackson** has started the first two games of the season for the first starts of his career. Jackson had a career-high six tackles in the victory at Michigan.

• Junior **Xavier Henderson** returns as one of the starting safeties after ranking second on the team with 83 tackles during his sophomore campaign in 2019. He also had two interceptions and two tackles for loss in starting all 13 games and playing 838 snaps, most in the secondary and second-most overall on the defense. He has 13 stops in the first two games.

• Senior **Tre Person** has played at both cornerback and safety during his career, including four starts at cornerback in 2018, but he primarily played safety last season. He earned his first start at safety in the season opener. Redshirt sophomore **Michael Dowell** played 94 snaps last year, primarily in third-down situations, and will also compete for additional playing time.



## SPECIAL TEAMS NOTES

• **Placekicker:** Fifth-year senior **Matt Coghlin** has been the team's starting placekicker for the past three seasons and is third in school history with 59 field goals made. Coghlin was a BTN All-Freshman Team honoree in 2017 (15-of-19 on FGs) and was 18-of-22 on field-goal attempts as a sophomore to earn first-team All-Big Ten honors by the media. Last season, Coghlin made a career-high 22 field goals, tied for second most in MSU single-season history; that total also ranked second in the conference and tied for 11th in the FBS. Coghlin, however, is looking to improve his accuracy his senior season (22-of-32, .688 in 2019). He has started the year 4-for-5 on field-goal attempts, including a career-long 51-yarder at Michigan.

• **Punter:** Following the departure of longtime starter Jake Hartbarger, the Spartans entered 2020 looking for a new punter. Redshirt junior **Bryce Baringer**, who joined the team as a walk-on and punted 15 times in 2018, did not play last season but has earned the starting job. Baringer has seven punts for a 53.0 ypp average with a long of 78 yards, with five of 50-plus yards and two inside the 20. He was credited with a new career long 78-yard punt in the second quarter at Michigan, good for the sixth-longest punt in school history and longest since Brandon Fields with a 79-yarder in 2003 vs. Notre Dame.

• Graduate transfer **Mitchell Crawford**, a two-year starting punter from UTEP, also joined the team in 2020.

• **Long Snapper:** Sophomore **Jude Pedrozo** had to take over the starting duties last season as a true freshman following a season-ending injury to fifth-year senior **Ryan Armour** in the season opener. Pedrozo is back in 2020 after an impressive first season in which he was expected to likely redshirt.

• **Kickoff specialist:** Redshirt junior **Cole Hahn** was the team's primary kickoff specialist last season, averaging 57.1 yards with nine touchbacks on 52 kickoffs. Coghlin and Hahn split kickoff duties against Rutgers, but Coghlin earned that role at Michigan.

• **Kick return:** Redshirt sophomore **Jayden Reed** has returned five kickoffs for 84 yards (16.8 avg.) with a long of 29 yards vs. Rutgers.

• **Punt return:** Redshirt junior **Jalen Nailor** returned two punts for 18 yards vs. Rutgers, but did fumble a return in the fourth quarter that led to a Scarlet Knight touchdown.



# 2020 SPARTAN FOOTBALL GAME NOTES



## STATISTICAL TRENDS UNDER MEL TUCKER

### SPARTAN TRENDS UNDER TUCKER –

Here's how Michigan State has fared during head coach Mel Tucker's tenure (2020: two games):

|  | 2020 | Overall |
|--|------|---------|
| Games played in Spartan Stadium:                     | 0-1  | 0-1     |
| Games played on the road/neutral site:               | 1-0  | 1-0     |
| Games played in August:                              | 0-0  | 0-0     |
| Games played in September:                           | 0-0  | 0-0     |
| Games played in October:                             | 1-1  | 1-1     |
| Games played in November:                            | 0-0  | 0-0     |
| Games played in December:                            | 0-0  | 0-0     |
| Games played in January:                             | 0-0  | 0-0     |
| When leading at halftime:                            | 1-0  | 1-0     |
| When trailing at halftime:                           | 0-1  | 0-1     |
| When tied at halftime:                               | 0-0  | 0-0     |
| When scoring first:                                  | 1-0  | 1-0     |
| When opponent scores first:                          | 0-1  | 0-1     |
| When scoring 30-plus points:                         | 0-0  | 0-0     |
| When allowing 30-plus points:                        | 0-1  | 0-1     |
| When allowing 20-fewer points:                       | 0-0  | 0-0     |
| When allowing 17-fewer points:                       | 0-0  | 0-0     |
| When leading after first quarter:                    | 0-0  | 0-0     |
| When trailing after first quarter:                   | 0-1  | 0-1     |
| When tied after first quarter:                       | 1-0  | 1-0     |
| When leading after three quarters:                   | 1-0  | 1-0     |
| When trailing after three quarters:                  | 0-1  | 0-1     |
| When tied after three quarters:                      | 0-0  | 0-0     |
| Overtime games:                                      | 0-0  | 0-0     |
| When gaining more first downs than opponent:         | 0-1  | 0-1     |
| When gaining fewer first downs than opponent:        | 1-0  | 1-0     |
| When gaining same number of first downs as opponent: | 0-0  | 0-0     |
| When gaining 200+ yards rushing:                     | 0-0  | 0-0     |
| When opponent gains 200+ yards rushing:              | 0-0  | 0-0     |
| When rushing 40+ times in a game:                    | 0-0  | 0-0     |
| When rushing 35+ times in a game:                    | 1-1  | 1-1     |
| When outrushing opponent:                            | 0-1  | 0-1     |
| When being outrushed by opponent:                    | 1-0  | 1-0     |
| When opponent is held under 100 yards rushing:       | 0-0  | 0-0     |
| When gaining 200+ yards passing:                     | 1-1  | 1-1     |
| When opponent gains 200+ yards passing:              | 1-0  | 1-0     |
| When gaining more total yards than opponent:         | 0-1  | 0-1     |
| When gaining fewer total yards than opponent:        | 1-0  | 1-0     |
| When leading in time of possession:                  | 0-0  | 0-0     |
| When trailing in time of possession:                 | 1-1  | 1-1     |
| When splitting in time of possession:                | 0-0  | 0-0     |
| When forcing two or more turnovers                   | 0-1  | 0-1     |
| When forcing three or more turnovers                 | 0-1  | 0-1     |
| When committing three or more turnovers              | 0-1  | 0-1     |
| When not committing any turnovers                    | 1-0  | 1-0     |

## 2020 HONORS & AWARDS

### #64 MATT ALLEN (R-Sr., C)

- Rimington Award Watch List

### #86 DREW BEESLEY (R-Sr., DE)

- Pro Football Focus National Team of the Week (Oct. 24 vs. Rutgers)

### #24 ELIJAH COLLINS (R-So., RB)

- Maxwell Award Watch List
- Doak Walker Award Watch List
- Preseason All-Big Ten Third Team (Athlon Sports)

### #11 CONNOR HEYWARD (R-Jr., RB)

- Paul Hornung Award Watch List

### #12 ROCKY LOMBARDI (R-Jr. QB)

- Manning Award Star of the Week List (Oct. 31)
- Davey O'Brien National Quarterback Award's Great 8 list (Oct. 31)

### #9 DOMINIQUE LONG (Sr., CB)

- Campbell Trophy Semifinalist

### #96 JACUB PANASIUK (Sr., DE)

- Preseason All-Big Ten Third Team (Athlon Sports, Phil Steele)

### #5 JAYDEN REED (R-So., WR)

- Preseason All-Big Ten Third Team (Phil Steele)

### #34 ANTJUAN SIMMONS (Sr., LB)

- Bednarik Award Watch List
- Lott IMPACT Trophy Watch List
- Preseason All-Big Ten First Team (Phil Steele)
- Preseason All-Big Ten Second Team (Athlon Sports)

### #7 RICKY WHITE (Fr., WR)

- Big Ten Co-Freshman of the Week (Oct. 31 vs. Michigan)
- Pro Football Focus National True Freshman of the Week (Oct. 31 vs. Michigan)
- Pro Football Focus National Team of the Week (Oct. 31 vs. Michigan)

## TRACKING TURNOVERS

| Takeaways (3)                                      | Qtr. | MSU Result |
|--|------|------------|
| INT-RUT (Brown)                                    | 2    | FG         |
| FUM-RUT (Kline/A. Simmons)                         | 3    | TD         |
| FUM-RUT (Beesley/Jones)                            | 3    | Downs      |
| TOTAL: 3 takeaways for 10 points (2-for-3 scoring) |      |            |

| Turnovers (7)                                      | Qtr. | Opp. Result  |
|--|------|--------------|
| FUM-RUT (Reed)                                     | 1    | Punt         |
| FUM-RUT (Lombardi)                                 | 1    | TD           |
| INT-RUT (Lombardi)                                 | 2    | TD           |
| FUM-RUT (Reed)                                     | 2    | Interception |
| FUM-RUT (J. Simmons)                               | 3    | Punt         |
| FUM-RUT (Nailor)                                   | 4    | TD           |
| INT-RUT (Lombardi)                                 | 4    | End of game  |
| TOTAL: 7 turnovers for 21 points (3-for-7 scoring) |      |              |

MSU: -4 turnovers (-2.00 margin), -11 margin on points off turnovers

\* Denotes TD happened on the same play

## SPECIAL TEAMS TACKLES

| Rk. | Player                | Special Teams Tackles |
|-----|-----------------------|-----------------------|
| 1.  | S #23 Darius Snow     | 3 (3 KO)              |
| 2.  | CB #9 Dominique Long  | 2 (1 KO, 1 punt)      |
|     | RB #26 Brandon Wright | 2 (2 KO)              |



# 2020 SPARTAN FOOTBALL GAME NOTES

## 2020 OFFENSIVE GAME-BY-GAME STARTERS

| Game            | WR     | LT     | LG     | C     | RG      | RT     | TE       | WR   | WR     | QB       | TB      |
|-----------------|--------|--------|--------|-------|---------|--------|----------|------|--------|----------|---------|
| Rutgers         | Mosley | Arcuri | Bueter | Allen | Carrick | Jarvis | Gillison | Reed | Nailor | Lombardi | Heyward |
| Michigan        | White  | Arcuri | Bueter | Samac | Carrick | Jarvis | Dotson   | Reed | Nailor | Lombardi | Heyward |
| Iowa            |        |        |        |       |         |        |          |      |        |          |         |
| Indiana         |        |        |        |       |         |        |          |      |        |          |         |
| Maryland        |        |        |        |       |         |        |          |      |        |          |         |
| Northwestern    |        |        |        |       |         |        |          |      |        |          |         |
| Ohio State      |        |        |        |       |         |        |          |      |        |          |         |
| Penn State      |        |        |        |       |         |        |          |      |        |          |         |
| B1G Champ. Week |        |        |        |       |         |        |          |      |        |          |         |

## 2020 DEFENSIVE GAME-BY-GAME STARTERS

| Game            | DE       | DT    | DT    | DE      | WILL    | MIKE   | NB    | CB     | S      | S         | CB      |
|-----------------|----------|-------|-------|---------|---------|--------|-------|--------|--------|-----------|---------|
| Rutgers         | Panasiuk | Jones | Slade | Beesley | Simmons | Harvey | Brown | Gervin | Person | Henderson | Jackson |
| Michigan        | Panasiuk | Jones | Slade | Beesley | Simmons | Harvey | Brown | Gervin | Person | Henderson | Jackson |
| Iowa            |          |       |       |         |         |        |       |        |        |           |         |
| Indiana         |          |       |       |         |         |        |       |        |        |           |         |
| Maryland        |          |       |       |         |         |        |       |        |        |           |         |
| Northwestern    |          |       |       |         |         |        |       |        |        |           |         |
| Ohio State      |          |       |       |         |         |        |       |        |        |           |         |
| Penn State      |          |       |       |         |         |        |       |        |        |           |         |
| B1G Champ. Week |          |       |       |         |         |        |       |        |        |           |         |



## OFFENSE

### 100-YARD RUSHING GAME

**Spartans:** Elijah Collins, 109 yards vs. Rutgers, Nov. 23, 2019 (MSU 27-0)  
**Opponent:** Anthony McFarland (134 yards), Maryland, Nov. 30, 2019 (MSU 19-16)

### 150-YARD RUSHING GAME

**Spartans:** Elijah Collins, 170 yards vs. Illinois, Nov. 9, 2019 (ILL 37-34)  
**Opponent:** J.K. Dobbins (172 yards), Ohio State, Oct. 5, 2019 (OSU 34-10)

### 200-YARD RUSHING GAME

**Spartans:** Le'Veon Bell, 266 yards vs. Minnesota, Nov. 24, 2012 (MSU 26-10)  
**Opponent:** Taylor Martinez, Nebraska, 205 yards, Nov. 3, 2012 (NEB 28-24)

### 150 RUSHING YARDS AT HALFTIME

**Spartans:** Javon Ringer, 160 yards vs. Indiana, Oct. 13, 2007 (MSU 52-27)  
**Opponent:** Mike Weber, Ohio State, 161 yards, Nov. 11, 2017 (OSU 48-3)

### 30 OR MORE CARRIES

**Spartans:** Elijah Collins, 31 vs. Rutgers, Nov. 23, 2019 (MSU 27-0)  
**Opponent:** Karan Higdon, Michigan, 33, Oct. 20, 2018 (UM 21-7)

### 40 OR MORE CARRIES

**Spartans:** Le'Veon Bell, 44 vs. Boise State, Aug. 31, 2012 (MSU 17-13)

### TWO PLAYERS WITH 100-YARD RUSHING GAMES

**Spartans:** Nick Hill (178 yards) and Jeremy Langford (109 yards), vs. Indiana, Oct. 18, 2014 (MSU 56-17)  
**Opponent:** Mike Weber (162 yards) and J.K. Dobbins (124), Ohio State, Nov. 11, 2017 (OSU 48-3)

### 300-YARD PASSING GAME

**Spartans:** Rocky Lombardi, 323 yards (17-for-32) vs. Michigan, Oct. 31, 2020 (MSU 27-24)  
**Opponent:** Joe Milton, Michigan, 300 yards (32-for-51), Oct. 31, 2020 (MSU 27-24)

### 400-YARD PASSING GAME

**Spartans:** Brian Lewerke, 400 yards (33-for-56) vs. Penn State, Nov. 4, 2017 (MSU 27-24)  
**Opponent:** Bryce Petty, Baylor, 550 yards (36-for-51), Jan. 1, 2015 (MSU 42-41)

### 500-YARD PASSING GAME

**Spartans:** Not accomplished.  
**Opponent:** Bryce Petty, Baylor, 550 yards (36-for-51), Jan. 1, 2015 (MSU 42-41)

### TWO PLAYERS WITH 100-YARD RECEIVING GAMES

**Spartans:** B.J. Cunningham, 115 yards (5 catches) and Keshawn Martin, 115 yards (9 catches) vs. Wisconsin, Dec. 3, 2011 (WIS 42-39)  
**Opponent:** Corey Davis, 154 yards (10 catches) and Daniel Braverman, 109 yards (13 catches), Western Michigan, Sept. 4, 2015 (MSU 37-24)

### 150-YARD RECEIVING GAME

**Spartans:** Ricky White, 196 yards (8 catches) vs. Michigan, Oct. 31, 2020 (MSU 27-24)  
**Opponent:** Ronnie Bell, 150 yards (9 catches), Michigan, Nov. 16, 2019 (MICH 44-10)

### 200-YARD RECEIVING GAME

**Spartans:** Mark Dell, 202 yards (9 catches) vs. California, Aug. 30, 2008 (CAL 38-31)  
**Opponent:** Tavarres King, Georgia, 205 yards (6 catches), Jan. 2, 2012 (MSU 33-30)

### 10 STRAIGHT COMPLETIONS TO START GAME

**Spartans:** Brian Hoyer, 10 vs. UAB, Sept. 1, 2007 (MSU 55-18)  
**Opponent:** Jimmy Clausen, Notre Dame, 10, Sept. 19, 2009 (ND 33-30)

### 10 STRAIGHT COMPLETIONS

**Spartans:** Connor Cook, 11 vs. Illinois, Oct. 26, 2013 (MSU 42-3)

### 30 PASS COMPLETIONS

**Spartans:** Rocky Lombardi, 31 vs. Rutgers (43 attempts), Oct. 24, 2020 (RUT 37-28)  
**Opponent:** Joe Milton, 32, Michigan (51 attempts), Oct. 31, 2020 (MSU 27-24)

### SCORED FOUR RUSHING TDS

**Spartans:** Edwin Baker, four vs. Minnesota (runs of 30, 1, 1 and 1 yard), Nov. 6, 2010 (MSU 31-8)  
**Opponent:** Larry Johnson, Penn State, four (runs of 11, 78, 11, 38 yards), Nov. 23, 2002 (PSU 61-7)

### SCORED FOUR RUSHING TDS IN FIRST HALF

**Spartans:** Jehuu Caulcrick, four vs. UAB (runs of 5, 1, 42 and 5 yards), Sept. 1, 2007 (MSU 55-18)  
 \* tied school record with Blake Ezor (1989 vs. Northwest-ern)

### SCORED FOUR TDS

**Spartans:** Jeremy Langford, four vs. Indiana (3 rush, 1 receiving), Oct. 12, 2013 (MSU 42-28)  
**Opponent:** Montee Ball, Wisconsin, four (3 rush, 1 receiving), Dec. 3, 2011 (WIS 42-39)

### SCORED FIVE TDS

**Spartans:** Javon Ringer, five vs. Eastern Michigan (5 rush), Sept. 6, 2008 (MSU 42-10)  
**Opponent:** Lee Evans, Wisconsin, five (catches of 9, 75, 18, 70, 18 yards), Nov. 15, 2003 (WIS 56-21)

### THREW FOUR TD PASSES

**Spartans:** Brian Lewerke, four vs. Northwestern, Oct. 28, 2017 (NU 39-31 3OT)\*  
**Opponent:** Shea Patterson, Michigan, four, Nov. 16, 2019 (MICH 44-10)

### THREW FIVE TD PASSES

**Spartans:** \*Drew Stanton, five vs. Illinois, Sept. 24, 2005 (MSU 61-14)  
 \* School record  
**Opponent:** Adam Weber, Minnesota, five, Oct. 31, 2009 (MINN 42-34)

### THREE TD RECEPTIONS

**Spartans:** Cody White, three vs. Rutgers (21, 16, 7 yards from Brian Lewerke), Nov. 23, 2019 (MSU 27-0)  
**Opponent:** Pat Freiermuth, Penn State, three (catches of 16, 19, 6), Oct. 26, 2019 (PSU 28-7)

### QUARTERBACK WITH TD RECEPTION

**Spartans:** Brian Lewerke 4-yard pass from Darrell Stewart, Oct. 20, 2018 (UM 21-17)

### NON-QUARTERBACK WITH TD PASS

**Spartans:** WR Darrell Stewart 4-yard pass to QB Brian Lewerke, Oct. 20, 2018 (UM 21-17)

### 80-YARD OR LONGER TD RECEPTION

**Spartans:** Tyler O'Connor to R.J. Shelton, 86 yards vs. Northwestern, Oct. 15, 2016 (NW 54-40)  
**Opponent:** Brandon Peters to Josh Imatorbhebe, Illinois, 83 yards, Nov. 9, 2019 (ILL 37-34)

### 80-YARD OR LONGER TD RUN

**Spartans:** Connor Heyward, 80 yards vs. Maryland, Nov. 3, 2018 (MSU 24-3)  
**Opponent:** Mike Weber, Ohio State, 82 yards, Nov. 11, 2017 (OSU 48-3)

### BACK-TO-BACK 200-YARD RUSHING GAMES

**Spartans:** \*Javon Ringer, 2008 (Florida Atlantic and Notre Dame)  
 \* First time accomplished in school history

### 10 STRAIGHT 100-YARD RUSHING GAMES\*

**Spartans:** Jeremy Langford, 2014 (Sept. 27 Wyoming - Jan. 1 Baylor) \*  
 \* School record

### 300 ALL-PURPOSE YARDS

**Spartans:** Javon Ringer, 308 yards vs. Florida Atlantic, Sept. 13, 2008 (MSU 17-0)

### DID NOT SCORE A TOUCHDOWN

**Spartans:** vs. Wisconsin, Oct. 12, 2019 (WIS 38-0)  
**Opponent:** Nebraska, Nov. 17, 2018 (NEB 9-6)

### DID NOT SCORE AN OFFENSIVE TOUCHDOWN

**Spartans:** vs. Wisconsin, Oct. 12, 2019 (WIS 38-0)  
**Opponent:** Nebraska, Nov. 17, 2018 (NEB 9-6)

### NEITHER TEAM SCORED A TOUCHDOWN

Nov. 17, 2018, Michigan State at Nebraska (NEB 9-6)

### SPECIAL TEAMS

#### KICKOFF RETURN FOR TOUCHDOWN

**Spartans:** R.J. Shelton, 90 yards vs. Penn State, Nov. 29, 2014 (MSU 34-10)  
**Opponent:** Darius Phillips, Western Michigan, 100 yards, Sept. 9, 2017 (MSU 28-14)

#### PUNT RETURN FOR TOUCHDOWN

**Spartans:** Keshawn Martin, 57 yards vs. Northwestern, Nov. 26, 2011 (MSU 31-17)  
**Opponent:** Cyrus Jones, Alabama, 57 yards, Dec. 31, 2015 (ALA 38-0)

#### BLOCKED PUNT RETURN FOR TOUCHDOWN

**Spartans:** Bennie Fowler, 0 yards (recovered in end zone: blocked by Kyler Elsworth, 36-yard return) vs. Wisconsin, Oct. 22, 2011 (MSU 37-31)  
**Opponent:** Matt Hahn, Penn State, 0 yards (blocked by Donnie Johnson), Nov. 19, 2005 (PSU 31-22)

### BLOCKED PUNT

**Spartans:** Dominique Long vs. Tulsa, Aug. 30, 2019 (MSU 28-7)  
**Opponent:** Khaleke Hudson blocked Jake Hartbarger's punt, Nov. 16, 2019 (MICH 44-10)

### SPECIALIST SCORED A TOUCHDOWN

**Spartans:** PK Matt Coghlin vs. Indiana, Sept. 22, 2018 (MSU 35-21)

### BLOCKED FIELD GOAL

**Spartans:** Mike Panasiuk vs. Purdue, blocked Spencer Evans' 41-yard attempt, Oct. 27, 2018 (MSU 23-13)  
**Opponent:** Shaka Toney, Penn State, blocked Matt Coghlin's 46-yard attempt, Oct. 26, 2019 (PSU 28-7)

### BLOCKED TWO FIELD GOALS

**Spartans:** Percy Snow vs. Minnesota, Nov. 11, 1989 (MSU 21-7)

### DEFENSIVE EXTRA POINT SCORED

**Spartans:** Ashton Watson, returned blocked PAT, vs. Indiana, Oct. 29, 2005 (MSU 46-15)  
**Opponent:** Jabrill Peppers, Michigan, returned fumble on 2-point conversion, Oct. 29, 2016 (MICH 32-23)

### SUCCESSFUL 2-POINT CONVERSION

**Spartans:** Brian Lewerke pass to Felton Davis III, vs. Utah State, Aug. 31, 2018 (MSU 38-31)  
**Opponent:** Sean Clifford rush, Penn State, Oct. 26, 2019 (PSU 28-7)

### INTERCEPTION RETURN FOR TOUCHDOWN

**Spartans:** Mike Panasiuk, 14 yards vs. Wake Forest, Dec. 27, 2019 (MSU 27-21)  
**Opponent:** Sydney Brown, Illinois, 76 yards, Nov. 9, 2019 (ILL 37-34)

### FUMBLE RETURN/RECOVERY FOR TOUCHDOWN

**Spartans:** Michael Dowell, 0 yards vs. Indiana, Sept. 29, 2019 (MSU 40-31)  
**Opponent:** Dre'Mont Jones, Ohio State, 0 yards, Nov. 10, 2018 (OSU 26-6)

### 70-YARD PUNT

**Spartans:** Bryce Baringer, 78 yards vs. Michigan, Oct. 31, 2020 (MSU 27-24)  
**Opponent:** Joe Schopper, Purdue, 74 yards, Oct. 27, 2018 (MSU 23-13)

### 50-YARD FIELD GOAL

**Spartans:** Matt Coghlin, 51 yards vs. Michigan, Oct. 31, 2020 (MSU 27-24)

### KICKED FOUR FIELD GOALS

**Spartans:** Matt Coghlin, four vs. Tulsa (38, 47, 44, 40 yards), Aug. 30, 2019 (MSU 28-7)

### MISSED/BLOCKED EXTRA POINT

**Spartans:** Michael Geiger vs. Penn State, Nov. 28, 2015 (MSU 55-16)  
**Opponent:** Joseph Petrino, Maryland, blocked by Jacob Panasiuk, Nov. 30, 2019 (MSU 19-16)

### SUCCESSFUL ONSIDE KICK

**Spartans:** Kevin Cronin vs. Baylor, Jan. 1, 2015 (MSU 42-41)  
**Opponent:** Kaden Keon, Central Michigan, Sept. 29, 2018 (MSU 31-20)

### DEFENSE

#### HELD TO 25 OR FEWER YARDS RUSHING

**Spartans:** 15 yards vs. Michigan (23 attempts), Oct. 20, 2018 (MSU 21-7)  
**Opponent:** -73 yards by Tulsa (25 carries), Aug. 30, 2019 (MSU 28-7)

#### HELD TO 50 OR FEWER YARDS RUSHING

**Spartans:** 30 yards vs. Wisconsin (21 attempts), Oct. 12, 2019 (WIS 38-0)  
**Opponent:** 36 yards by Illinois (27 carries), Nov. 9, 2019 (ILL 37-34)

#### HELD TO 10 OR FEWER FIRST DOWNS

**Spartans:** 7 vs. Rutgers, Oct. 12, 2019 (WIS 38-0)  
**Opponent:** 7 by Rutgers, Nov. 23, 2019 (MSU 27-0)

#### HELD TO 100 OR FEWER YARDS PASSING

**Spartans:** 79 yards vs. Michigan (7-28), Oct. 20, 2018 (UM 21-7)  
**Opponent:** 74 yards by Maryland (8-24), Nov. 3, 2018 (MSU 24-3)

#### HELD TO 100 OR FEWER YARDS PASSING BACK-TO-BACK GAMES

**Opponent:** 40 yards by Rutgers (6-18-2), Nov. 12, 2016 (MSU 49-0); 86 yards by Ohio State (10-22-0), Nov. 19, 2016 (OSU 17-16)

### HELD TO 100 OR FEWER TOTAL YARDS

**Spartans:** 94 yards vs. Michigan, Oct. 20, 2018 (UM 21-7)  
**Opponent:** 80 yards by Tulsa, Aug. 30, 2019 (MSU 28-7)

### SHUTOUT RECORDED

**Spartans:** vs. Rutgers (27-0), Nov. 23, 2019  
**Opponent:** by Wisconsin (38-0), Oct. 12, 2019

### SHUTOUT RECORDED IN SPARTAN STADIUM

**Spartans:** vs. Rutgers (49-0), Nov. 12, 2016  
**Opponent:** by Michigan (31-0), Oct. 12, 1985

### SAFETY RECORDED

**Spartans:** Team (fumbled snap out of end zone), vs. Tulsa, Aug. 30, 2019 (MSU 28-7)  
**Opponent:** Team (intentional), Ohio State, Nov. 10, 2018 (OSU 26-6)

### PLAYER HAD THREE SACKS

**Spartans:** Riley Bullough, three vs. Western Michigan, Sept. 4, 2015 (MSU 37-24)  
**Opponent:** Brandon Graham, Michigan, three, Oct. 25, 2008 (MSU 35-21)

### SCORED TWO DEFENSIVE TOUCHDOWNS

**Spartans:** Two vs. Penn State (Demetrius Cox 77-yard fumble return; Malik McDowell 13-yard interception return), Nov. 28, 2015 (MSU 55-16)  
**Opponent:** Two by Ohio State (Thaddeus Gibson fumble return; Jermale Hines fumble return), Oct. 18, 2008 (OSU 45-7)

### SCORED TWO DEFENSIVE TOUCHDOWNS - SAME PLAYER

**Spartans:** Two vs. South Florida (Shilique Calhoun 4-yard fumble return; Calhoun 56-yard interception return), Sept. 7, 2013 (MSU 21-6)\* (school record)

### FOUR INTERCEPTIONS (TEAM)

**Spartans:** Four vs. Central Michigan (Robinson, Lewis, Bullough, Drummond), Sept. 24, 2011 (MSU 45-7)  
**Opponent:** Four by Boston College, Dec. 28, 2007 (BC 24-21)

### FORCED FIVE TURNOVERS

**Spartans:** Five vs. Michigan, Oct. 7, 2017 (MSU 14-10)  
**Opponent:** Seven by Rutgers, Oct. 24, 2020, 2007 (RUT 37-28)

### TWO INTERCEPTIONS (INDIVIDUAL)

**Spartans:** David Dowell, two vs. Penn State, Nov. 4, 2017 (MSU 27-24)

### PLAYER HAD TWO FUMBLE RECOVERIES

**Spartans:** Kenny Willekes, two vs. Tulsa, Aug. 30, 2019 (MSU 28-7)

### PLAYER HAD THREE FORCED FUMBLES

**Spartans:** Joe Bachie, three vs. Maryland, Nov. 3, 2018 (MSU 24-3)

### TEAM/MISCELLANEOUS

**BIGGEST COMEBACK**  
**Spartans:** \*35 points (down 38-3) vs. Northwestern on Oct. 21, 2006, with 38 straight points to win, 41-38.  
 \* NCAA FBS Record

### SCORED 40 POINTS IN FIRST HALF

**Spartans:** 42 points (led 42-7 at half), beat Wyoming 56-14 on Sept. 27, 2014

### SCORED 45 POINTS IN FIRST HALF

**Spartans:** \*49 points (led 49-0 at half), beat Eastern Michigan 73-14 on Sept. 20, 2014  
 \* Post-WWII Record

### 600 YARDS TOTAL OFFENSE

**Spartans:** 662 vs. Indiana, Oct. 18, 2014 (MSU 56-17)  
**Opponent:** 611 yards by Northwestern, Sept. 29, 2007 (NU 48-41, OT)

### 500 YARDS TOTAL OFFENSE

**Spartans:** 526 vs. Illinois, Nov. 9, 2019 (ILL 37-34)  
**Opponent:** 529, Ohio State, Oct. 5, 2019 (OSU 34-10)

### 300 YARDS RUSHING

**Spartans:** 330 vs. Indiana, Oct. 18, 2014 (MSU 56-17)  
**Opponent:** 323, Ohio State, Oct. 5, 2019 (OSU 34-10)

### 300 YARDS RUSHING - BACK-TO-BACK GAMES

**Spartans:** 336 vs. Eastern Michigan, Sept. 20, 2014 (MSU 73-14); 348 vs. Wyoming, Sept. 27, 2014 (MSU 56-14)

### 400 YARDS TOTAL OFFENSE IN FIRST HALF

**Spartans:** 438 vs. UAB, Sept. 1, 2007 (MSU 55-18)

### 300 YARDS TOTAL OFFENSE IN FIRST HALF

**Spartans:** 365, vs. Western Michigan, Sept. 7, 2019 (MSU 51-17)  
**Opponent:** 312, Ohio State, Oct. 5, 2019 (OSU 34-10)

### WON GAME ON FINAL PLAY - REGULATION

**Spartans:** Matt Coghlin, 34-yard field goal as time expired vs. Penn State, Nov. 4, 2017 (MSU 27-24)  
**Opponent:** Brandon Ruiz, 28-yard field goal as time expired, Arizona State, Sept. 8, 2018 (ASU 16-13)





# HEAD COACH MEL TUCKER



**Mel Tucker, a 23-year coaching veteran with championship experience, was named Michigan State University's 25th head football coach on Feb. 12, 2020.**

Tucker's resume, which began as a graduate assistant at Michigan State under Nick Saban, has an impressive track record of success. The journey that has led him back to East Lansing includes a head coaching position at the University of Colorado (2019), five seasons as a defensive coach in the Southeastern Conference (2000; 2015-18), 10 seasons in the NFL (2005-14), and four seasons at Ohio State (2001-04). He was a defensive coordinator in the NFL for seven seasons and 11 seasons overall in his coaching career.

"I love the positives of the Michigan State Football legacy," said Tucker at his introductory press conference. "I cannot be more fired up about being part of this culture; this is a winning culture."

"I promise you that we will do everything to prepare, practice and play relentless and accountable football with toughness and integrity. We will do that."

"We have much to live up to and much to prove, and I believe the time is right now."

In 144 games as a full-time coach in the FBS, Tucker's teams have collected a 107-37 (.743) record, including 10 postseason bowl games (2000 Peach, 2002 Outback, 2003 Fiesta/BCS National Championship, 2004 Fiesta, 2004 Alamo, 2015 Cotton/CFP Semifinal, 2016 CFP/National Championship, 2016 Liberty, 2018 Rose/CFP Semifinal, 2018 CFP/National Championship), three conference championships, three national championship games and two national championships (2002 with Ohio State, 2015 with Alabama). He coached 160 games in the National Football League (64 with Cleveland, 64 with Jacksonville, 32 with Chicago).

The 48-year-old Tucker is nationally recognized as a top recruiter and developer of talent, working with numerous NFL Draft selections, including 12 first-rounders, and multiple All-Americans and Pro Bowlers. He has been on staffs with some of the top collegiate coaches in the game, including Saban, Mark Dantonio, Kirby Smart and Jim Tressel.

Before even coaching a game at Michigan State, Tucker helped lead the Spartan program through an offseason in 2020 that has been filled with challenges. He has demonstrated a forward-thinking approach for adjusting to adverse conditions, espe-

cially for a new staff, by adapting to the most up-to-date technology while maintaining connection. In response to societal issues, Tucker launched a website titled "Communicate, Educate, Resources" that contains a multitude of information on a variety of topics, including voting rights and registration, social justice causes and mental health awareness. A member of the Big Ten Anti-Hate and Anti-Racism Coalition, he has also invited numerous local and state government representatives, along with other industry leaders, to speak to the team. In addition, Tucker has embraced social media as a way to connect with the new Spartan fan base and recruits, bringing energy and enthusiasm to the program with his "Relentless" philosophy.

During his first season as a collegiate head coach at Colorado in 2019, Tucker posted wins against Washington, Stanford, Arizona State, Nebraska and Colorado State en route to a 5-7 overall record. The three Pac-12 wins were the second most by the Buffaloes since joining the conference in 2011. Six players earned All-Pac-12 honors, including first-team linebacker Nate Landman, who ranked fourth in the league with 109 tackles. Colorado's 2020 recruiting class was ranked No. 35 in the nation by 247Sports, the highest for the Buffaloes since 2008.



Prior to accepting the head coaching role at Colorado, Tucker spent three seasons (2016-18) as the defensive coordinator and secondary coach at Georgia. The Bulldogs were 32-9 under Tucker's leadership of the defensive unit and finished in the FBS Top 20 for total defense three consecutive years (No. 16 in 2016; No. 6 in 2017; No. 13 in 2018). One of the staff's top recruiters, Tucker was ranked as the No. 14 recruiter in the nation by 247Sports based off the class he helped signed before the 2018 season.

UGA had a banner year in 2017, finishing No. 2 in the national polls with a 13-2 record after winning the SEC title over Auburn and the College Football Playoff Semifinal at the Rose Bowl against Oklahoma, while playing in the CFP National Championship vs. Alabama. Georgia's defense finished second in the SEC and sixth nationally in both scoring defense (16.4 ppg) and in total defense (294.9 ypg), while also finishing second in the conference in rushing defense. Roquan Smith, who was named a unanimous All-American, won the Butkus Award as the nation's top linebacker and was the eighth-pick overall in 2018 NFL Draft. Tucker also mentored cornerback DeAndre Baker at Georgia, who won the 2018 Jim Thorpe Award, was named a first-team All-American, and was drafted in the

first round of the 2019 NFL Draft (No. 30 overall) by the Giants. Both Smith and Baker also earned first-team All-SEC honors.

Tucker arrived in Athens after helping Alabama win the 2015 national championship as the assistant head coach/defensive backs coach in his lone season in Tuscaloosa under Saban. Tucker worked with future NFL first-rounders and Pro Bowlers Marlon Humphrey and Minkah Fitzpatrick, along with first-team All-SEC safety and eventual Pro Bowler Eddie Jackson, during the Crimson Tide's national championship season, which included wins over Florida for the SEC Championship, Michigan State in the CFP Semifinal/Cotton Bowl, and Clemson in the CFP National Championship. It marked the third time Tucker was hired by Saban.

Saban originally gave Tucker his first job in the coaching profession as a graduate assistant at Michigan State for two seasons (1997-98), where he worked directly under Dantonio, the winningest coach in Spartan history.

Tucker landed his first full-time position in 1999 as a defensive backs coach at Miami (Ohio) for Terry Hoepfner, then reunited with Saban at LSU for one season in 2000 before joining Jim Tressel's staff at

Ohio State for four years (2001-04) coaching defensive backs. Under Tressel, Tucker helped the Buckeyes go 14-0 in 2002 while winning the BCS National Championship over Miami (Fla.) in the Fiesta Bowl. Tucker, who was promoted to co-defensive coordinator in his final season at OSU in 2004, helped OSU collect a 40-11 record during his four seasons in Columbus. He also recruited exceptionally well for the Buckeyes, directly helping bring in four future first-round picks (WR Ted Ginn Jr.; WR Anthony Gonzalez; CB Vernon Gholston; DB Malcolm Jenkins) and Troy Smith, the 2006 Heisman Trophy winner. During Tucker's time in Columbus, he coached four first-team All-Americans (S Mike Doss; S Will Allen; S Donte Whitner; LB A.J. Hawk) and four first-round NFL Draft picks on defense (CB Chris Gamble; LB Bobby Carpenter; Hawk; Whitner), along with multiple first-team All-Big Ten selections.

Following his successful stint at Ohio State, Tucker moved up to the professional ranks to coach his hometown Cleveland Browns as the secondary coach under Romeo Crennel, who had previously won a Super Bowl as a defensive coordinator for the Patriots. Tucker was promoted to defensive coordinator in 2008, and the Browns finished the season ranked second in the NFL in interceptions (23)



Mel Tucker was introduced as Michigan State University's 25th head football coach on Feb. 12, 2020, at the Izzo Hall of History inside the Breslin Center (pictured with his wife, JoEllyn, and sons, Joseph and Christian).





## 2020 SPARTAN FOOTBALL GAME NOTES



### WHAT THEY'RE SAYING ABOUT COACH MEL TUCKER...

**SAMUEL L. STANLEY, JR., M.D.,  
MICHIGAN STATE PRESIDENT**

"Mel Tucker has a strong reputation as an intense and dynamic coach and we're excited to have him bring that energy to MSU. Leading our football program on the field and in their development as student-athletes is no small task and we are confident he is the right person for the job. We look forward to having Coach Tucker join our Spartan family."

**BILL BEEKMAN,  
MICHIGAN STATE ATHLETIC DIRECTOR**

"It brings me great pleasure to welcome Mel Tucker to the Spartan family as the 25th head coach in Michigan State football history. Mel brings a championship pedigree, NFL experience, connections to our region, success on the recruiting trail and head coaching experience to our program. Beyond his impressive list of credentials is an even more impactful leader of men with an energetic personality that will pay dividends on the recruiting trail. Perhaps more importantly, he'll connect with our student-athletes to help them develop beyond just their skills on the football field. His attention to detail will leave no stone unturned in his drive for championships."

"It's fitting that Mel returns to the place where his coaching career began as a graduate assistant. While he returns to Michigan State with a loftier title, his passion is every bit as fierce. Head football coach might be his title, but he will be an amazing ambassador for our department, our university and more than 550,000 living alums."

**KEVIN WARREN,  
BIG TEN COMMISSIONER**

"I am thrilled to welcome Mel Tucker back to the Big Ten Conference as he embarks upon his new role as head football coach at Michigan State University. His integrity, demonstrated work ethic and knowledge of what it means to become a Big Ten champion – both as a student-athlete at Wisconsin and as an assistant coach at Ohio State – will clearly provide him with the skills and experience necessary to lead the Michigan State football program that prepares young men for successful lives upon graduation. Mel epitomizes what it means to be a champion both on and off the field. I look forward to working with Coach Tucker and welcoming his wife JoEllyn, and their sons Joseph and Christian into the Big Ten Conference."

and 16th in scoring defense (21.9 ppg). For his four seasons overall with Cleveland from 2005-08, the Browns ranked fifth in the league with 73 interceptions, seventh in passing yards allowed and gave up the fourth-fewest completions of 25-plus yards.

Tucker continued his coaching career in the NFL with the Jacksonville Jaguars. He was hired by Jack Del Rio to be the defensive coordinator and secondary coach in 2009, then moved solely into the defensive coordinator role for the next two seasons. He served as the interim head coach for the final five games of the 2011 season, in which the Jaguars ranked sixth in the NFL in total defense (313.0 ypg). Tucker returned to Jacksonville for the 2012 season to be the assistant head coach and defensive coordinator under Mike Mularkey.

Tucker spent his last two seasons in the NFL as the defensive coordinator for the Chicago Bears working for Marc Trestman in 2013-14.

A 1995 graduate of the University of Wisconsin with his bachelor's degree in agricultural business management, Tucker was a member of the first recruiting class for Hall of Fame Coach Barry Alvarez. He lettered three times at both cornerback and safety from 1990-94 and was on the Badgers' 1993 Big Ten champion team that defeated UCLA in

the Rose Bowl, 21-16. As a sophomore, he made a game-saving hit in the end zone with time running out that preserved a 19-16 win at Minnesota. He had 47 tackles and four pass deflections in his career (he missed his entire junior season after breaking a leg in fall camp).

Tucker remains close with several Badger teammates who have gone on to make their marks in football, including Troy Vincent (the NFL executive vice president for football operations), Chris Ballard (Indianapolis Colts general manager) and Darrell Bevell (Detroit Lions offensive coordinator).

He was born Melvin Tucker II on Jan. 4, 1972, in Cleveland, Ohio, and graduated from Cleveland Heights High School, where he was an all-state performer in football and an all-conference basketball player. He is married to the former JoEllyn Haynesworth, who earned her undergraduate degree at the University of Illinois and her law degree from Rutgers University. The couple has two sons born on the same day (Feb. 18) two years apart, Joseph and Christian.

COACH MEL TUCKER

PLAYER



# DEVELOPMENT

HAS RECRUITED AND COACHED 12 NFL FIRST-ROUNDERS,  
MULTIPLE PRO BOWL PLAYERS, AND WINNERS OF THE  
HEISMAN TROPHY, BUTKUS AWARD AND THORPE AWARD



## THE TUCKER FILE

### PREVIOUS COACHING EXPERIENCE:

- Graduate assistant at Michigan State (1997-98)
- Defensive backs at Miami-Ohio (1999)
- Defensive backs at LSU (2000)
- Defensive backs at Ohio State (2001-03)
- Co-defensive coordinator/defensive backs at Ohio State (2004)
- Defensive backs with Cleveland Browns (2005-07)
- Defensive coordinator with Cleveland Browns (2008)
- Defensive coordinator/secondary with Jacksonville Jaguars (2009)
- Defensive coordinator with Jacksonville Jaguars (2010-11)
- Interim head coach with Jacksonville Jaguars (2011)
- Assistant head coach/defensive coordinator with Jacksonville Jaguars (2012)
- Defensive coordinator with Chicago Bears (2013-14)
- Assistant head coach/defensive backs at Alabama (2015)
- Defensive coordinator/secondary at Georgia (2016-18)
- Head coach at Colorado (2019)



**PERSONAL DATA:** Born Jan. 4, 1972. Family: wife JoEllyn and two sons, Joseph and Christian.

**CONNECT:** Twitter: @Coach\_MTucker; Facebook: Mel Tucker; Instagram: @Coach\_MTucker

**EDUCATION:** Bachelor's degree in agricultural business management from Wisconsin in 1995.

**HEAD COACHING RECORD:** 6-8 (.429) in his second season as a college head coach.

**PLAYING EXPERIENCE:** College: Three-year letterman as a defensive back at Wisconsin (1990-92, 1994).

**POSTSEASON EXPERIENCE:** Coach: 2000 Peach, 2002 Outback, 2003 Fiesta/BCS National Championship, 2004 Fiesta, 2004 Alamo, 2015 Cotton/CFP Semifinal, 2016 CFP/National Championship, 2016 Liberty, 2018 Rose/CFP Semifinal, 2018 CFP/National Championship). Player: 1995 Hall of Fame Bowl.

**NFL FIRST ROUNDERS:** Tucker has coached eight NFL first-round draft picks along with recruiting four others. **COACHED (8):** CB Chris Gamble (Ohio State; No. 28 overall pick by Carolina, 2004 NFL Draft); LB A.J. Hawk (Ohio State; No. 6, Green Bay, 2006); LB Bobby Carpenter (Ohio State; No. 19, Dallas, 2006); CB Donte Whitner (Ohio State; No. 6, Buffalo, 2006); CB Marlon Humphrey (Alabama; No. 16, Baltimore, 2017); S Minkah Fitzpatrick (Alabama; No. 11, Miami, 2018); LB Roquan Smith (Georgia; No. 8, Chicago, 2018); CB DeAndre Baker (Georgia, No. 30, New York Giants, 2019). **RECRUITED (4):** WR Ted Ginn, Jr. (Ohio State; No. 9, Miami, 2007); WR Anthony Gonzalez (Ohio State; No. 32, Indianapolis, 2007); DE Vernon Gholston (Ohio State; No. 6, N.Y. Jets, 2008); CB/S Malcolm Jenkins (Ohio State; No. 14, New Orleans, 2009).

## TUCKER'S CAREER RECORD - HEAD COACH

| Year          | School         | Overall  |          |             | Conference |          |             | Finish             | Bowl | Rk. |
|---------------|----------------|----------|----------|-------------|------------|----------|-------------|--------------------|------|-----|
|               |                | W        | L        | Pct.        | W          | L        | Pct.        |                    |      |     |
| 2019          | Colorado       | 5        | 7        | .417        | 3          | 6        | .333        | 5th (Pac-12 South) | -    | -   |
| 2020          | Michigan State | 1        | 1        | .500        | 1          | 1        | .500        | -                  | -    | -   |
| <b>Totals</b> |                | <b>6</b> | <b>8</b> | <b>.429</b> | <b>4</b>   | <b>7</b> | <b>.364</b> | -                  | -    | -   |

## TUCKER'S CAREER RECORD - ASSISTANT COACH (COLLEGE)

| Year          | School     | Overall    |           |             | Conference |           |             | Finish           | Bowl                         | Rk.   |
|---------------|------------|------------|-----------|-------------|------------|-----------|-------------|------------------|------------------------------|-------|
|               |            | W          | L         | Pct.        | W          | L         | Pct.        |                  |                              |       |
| 1999          | Miami-Ohio | 7          | 4         | .636        | 6          | 2         | .750        | 2nd (MAC East)   | -                            | -     |
| 2000          | LSU        | 8          | 4         | .667        | 5          | 3         | .625        | 2nd (SEC West)   | Peach Bowl Champs            | 22/-  |
| 2001          | Ohio State | 7          | 5         | .583        | 5          | 3         | .625        | 3rd (Big Ten)    | Outback Bowl                 | -     |
| 2002          | Ohio State | 14         | 0         | 1.000       | 8          | 0         | 1.000       | 1st (Big Ten)    | BCS National Champs          | 1/1   |
| 2003          | Ohio State | 11         | 2         | .846        | 6          | 2         | .750        | T-2nd (Big Ten)  | Fiesta Bowl Champs           | 4/4   |
| 2004          | Ohio State | 8          | 4         | .667        | 4          | 4         | .500        | T-5th (Big Ten)  | Alamo Bowl Champs            | 20/19 |
| 2015          | Alabama    | 14         | 1         | .933        | 7          | 1         | .875        | 1st (SEC West)   | CFP Semifinal (W)            | 1/1   |
|               |            |            |           |             |            |           |             |                  | CFP National Champs (W)      |       |
| 2016          | Georgia    | 8          | 5         | .615        | 4          | 4         | .500        | T-2nd (SEC East) | Liberty Bowl Champs          | -     |
| 2017          | Georgia    | 13         | 2         | .867        | 7          | 1         | .875        | 1st (SEC East)   | CFP Semifinal (W)            | 2/2   |
|               |            |            |           |             |            |           |             |                  | CFP National Champ. Game (L) |       |
| 2018          | Georgia    | 11         | 3*        | .786        | 7          | 1         | .875        | 1st (SEC East)   | Sugar Bowl*                  | 7/7   |
| <b>Totals</b> |            | <b>101</b> | <b>29</b> | <b>.777</b> | <b>76</b>  | <b>45</b> | <b>.623</b> |                  | <b>10 bowl games (8-2)*</b>  |       |

\* Did not coach Georgia in Sugar Bowl

## WHAT THEY'RE SAYING ABOUT COACH MEL TUCKER...

**MARK DANTONIO,**

**WINNINGEST COACH IN MSU FOOTBALL HISTORY:**

"I first came in contact with Mel when he was the graduate assistant here at Michigan State for Coach Saban. He did an outstanding job with the defensive backs. When I went to Ohio State to work for Coach Tressel, he asked me who should coach the secondary, and I immediately thought of Mel. He was a part of the national championship staff and has gone on to coach at the highest levels of football.

"Mel is charismatic, brings good energy, and is a very forward thinker. He's also an outstanding recruiter who connects with his players, but also holds them accountable. He's from the Midwest and has a Spartan background with knowledge of the Big Ten.

"I'm extremely excited for Mel and his family. I'm looking to support him in any way possible. Go Green!"

**NICK SABAN,**

**ALABAMA HEAD FOOTBALL COACH:**

"I've known Mel Tucker since my days coaching at Michigan State when he was a graduate assistant on our staff. Since then, Mel has made a name for himself as one of the best and brightest coaches in our profession. I believe he will do a tremendous job as the head coach of the Spartans. MSU is getting a guy with infinite class and a great personality, who is smart, works hard, and does it with an incredible amount of enthusiasm and positive energy. Mel is a tireless recruiter who knows the game of college football and understands what it will take to be successful in East Lansing."

**BARRY ALVAREZ,**

**WISCONSIN ATHLETIC DIRECTOR:**

"Mel was a part of my first recruiting class at Wisconsin and helped us turn the program around. He is an outstanding individual and a really good football person. His background, the people and the programs he has worked for and the success he's been a part of is very impressive. He's been successful at both the NFL and college level. He is truly a quality individual and it is great to have Mel back in the Big Ten Conference."

**KIRBY SMART,**

**GEORGIA HEAD FOOTBALL COACH:**

"I worked with Mel at Alabama and when I became the head coach at Georgia, a top priority was to bring Mel along in the defensive coordinator role. In his three years at UGA, he was a great coach, trusted friend and colleague, and role model for our players. Mel helped us build the foundation of the program we have at Georgia and I'm confident he'll be a great fit for the Spartans."



## 2020 MICHIGAN STATE FOOTBALL | NUMERICAL ROSTER

| No. | Name               | Pos. | Ht.  | Wt. | Elig. | Cl.   | Exp. | Hometown (Previous School)                    |
|-----|--------------------|------|------|-----|-------|-------|------|---|
| 2   | Julian Barnett     | CB   | 6-2  | 190 | So.   | So.   | 1L   | Detroit, Mich. (Belleville)                   |
| 3   | Xavier Henderson   | S    | 6-1  | 210 | Jr.   | Jr.   | 2L   | Reynoldsburg, Ohio (Pickerington Central)     |
| 3   | Terry Lockett Jr.  | WR   | 6-0  | 180 | Fr.   | Fr.   | HS   | Minneapolis, Minn. (Minnehaha Academy)        |
| 4   | Matt Coghlin       | K    | 5-9  | 195 | Sr.   | Sr.-5 | 3L   | Cincinnati, Ohio (Archbishop Moeller)         |
| 4   | C.J. Hayes         | WR   | 6-2  | 200 | Jr.   | Sr.   | 2L   | Bowling Green, Ky. (South Warren)             |
| 5   | Michael Fletcher   | DE   | 6-6  | 250 | Fr.   | So.   | RS   | Flint, Mich. (Carman-Ainsworth)               |
| 5   | Jayden Reed        | WR   | 6-0  | 185 | So.   | Jr.   | SQ   | Naperville, Ill. (Western Michigan)           |
| 6   | Theo Day           | QB   | 6-5  | 225 | So.   | Jr.   | SQ   | Canton, Mich. (Divine Child)                  |
| 7   | Ricky White        | WR   | 6-1  | 175 | Fr.   | Fr.   | HS   | Marietta, Ga. (Marietta)                      |
| 8   | Simeon Barrow      | DT   | 6-2  | 270 | Fr.   | Fr.   | HS   | Grovetown, Ga. (Grovetown HS)                 |
| 8   | Jalen Nailor       | WR   | 6-0  | 185 | So.   | Jr.   | 1L   | Palmdale, Calif. (Bishop Gorman)              |
| 9   | Dominique Long     | CB   | 6-2  | 195 | Sr.   | Sr.   | 3L   | Westerville, Ohio (Westerville South)         |
| 9   | Anthony Williams   | RB   | 6-1  | 205 | So.   | So.   | 1L   | Chicago, Ill. (Bolingbrook)                   |
| 10  | Michael Dowell     | S    | 6-1  | 215 | So.   | Jr.   | 1L   | North Ridgeville, Ohio (St. Edward)           |
| 10  | Payton Thorne      | QB   | 6-2  | 210 | Fr.   | So.   | RS   | Naperville, Ill. (Naperville Central)         |
| 11  | Connor Heyward     | RB   | 6-0  | 230 | Jr.   | Sr.   | 2L   | Duluth, Ga. (Peachtree Ridge)                 |
| 12  | Chris Jackson      | CB   | 6-0  | 200 | So.   | Jr.   | 1L   | Marietta, Ga. (Lassiter)                      |
| 12  | Rocky Lombardi     | QB   | 6-4  | 225 | Jr.   | Sr.   | 2L   | Clive, Iowa (Valley)                          |
| 12  | Marcel Lewis       | LB   | 6-0  | 225 | Fr.   | So.   | RS   | Eastpointe, Mich. (Chippewa Valley)           |
| 13  | Laress Nelson      | WR   | 5-8  | 180 | Sr.   | Sr.   | 3L   | Fort Lauderdale, Fla. (American Heritage)     |
| 14  | Noah Kim           | QB   | 6-2  | 170 | Fr.   | Fr.   | HS   | Centreville, Va. (Westfield)                  |
| 14  | Davion Williams    | CB   | 6-0  | 180 | So.   | Jr.   | 1L   | Belleville, Mich. (Belleville)                |
| 15  | Sebastian Brown    | WR   | 6-3  | 185 | Fr.   | Fr.   | HS   | Detroit, Mich. (Cass Tech)                    |
| 15  | Angelo Grose       | CB   | 5-10 | 180 | Fr.   | Fr.   | HS   | Mansfield, Ohio (Mansfield Senior)            |
| 16  | Eli McLean         | QB   | 6-2  | 205 | So.   | Jr.   | SQ   | Clarkston, Mich. (Notre Dame Prep)            |
| 16  | Joe Stevens        | CB   | 5-9  | 180 | So.   | Jr.   | RS   | Northville, Mich. (Harrison)                  |
| 17  | Tre Mosley         | WR   | 6-2  | 200 | So.   | So.   | 1L   | Pontiac, Mich. (West Bloomfield)              |
| 18  | Kalon Gervin       | CB   | 5-11 | 190 | So.   | Jr.   | 1L   | Detroit, Mich. (Cass Technical)               |
| 18  | Tre'Von Morgan     | WR   | 6-7  | 230 | Fr.   | So.   | RS   | Massillon, Ohio (Massillon Washington)        |
| 19  | Zach Gillespie     | QB   | 6-2  | 210 | Fr.   | Fr.   | HS   | East Lansing, Mich. (Lansing Catholic)        |
| 20  | Emmanuel Flowers   | S    | 6-2  | 195 | Jr.   | Sr.   | 1L   | Chino Hills, Calif. (Ayala)                   |
| 21  | Chase Kline        | LB   | 6-4  | 235 | So.   | Jr.   | 1L   | Chardon, Ohio (Chardon)                       |
| 21  | Andrew Schorffhaar | QB   | 6-2  | 195 | Fr.   | Fr.   | HS   | DeWitt, Mich. (DeWitt)                        |
| 22  | Jordon Simmons     | RB   | 5-11 | 195 | Fr.   | Fr.   | HS   | Marietta, Ga. (McEachern)                     |
| 22  | Justin White       | CB   | 5-8  | 162 | So.   | So.   | TR   | Agoura Hills, Calif. (Colorado Mesa)          |
| 23  | Darius Snow        | S    | 6-1  | 205 | Fr.   | Fr.   | HS   | Frisco, Texas (Hebron)                        |
| 23  | Andre Welch        | RB   | 5-9  | 175 | Jr.   | Sr.   | 1L   | East Kentwood, Mich. (East Kentwood)          |
| 24  | Elijah Collins     | RB   | 6-1  | 220 | So.   | Jr.   | 1L   | Detroit, Mich. (University of Detroit Jesuit) |
| 24  | Tre Person         | S    | 5-11 | 170 | Sr.   | Sr.   | 3L   | Atlanta, Ga. (Westlake)                       |
| 25  | Cole DeMarzo       | LB   | 6-4  | 210 | Fr.   | Fr.   | HS   | Hilton Head Island, S.C. (Hilton Head)        |
| 25  | Joseph Martinez    | WR   | 5-9  | 185 | Fr.   | Fr.   | HS   | Holt, Mich. (Holt)                            |
| 26  | Brandon Wright     | RB   | 6-2  | 240 | So.   | So.   | 1L   | Euclid, Ohio (Euclid)                         |
| 27  | Cal Haladay        | LB   | 6-1  | 210 | Fr.   | Fr.   | HS   | Elysburg, Pa. (Southern Columbia)             |
| 28  | Tate Hallock       | S    | 6-4  | 195 | Fr.   | So.   | RS   | Grand Rapids, Mich. (Forest Hills Central)    |
| 29  | Shakur Brown       | CB   | 5-11 | 190 | Jr.   | Sr.   | 2L   | Stockbridge, Ga. (Woodland)                   |
| 30  | Chris Mayfield     | DT   | 6-2  | 285 | Fr.   | Fr.   | HS   | Hilliard, Ohio (Hilliard Bradley)             |
| 31  | Kobe Myers         | LB   | 6-1  | 215 | Fr.   | Fr.   | HS   | Pontiac, Mich. (Blair Academy)                |
| 32  | Zach Denha         | DB   | 6-0  | 185 | Fr.   | Fr.   | HS   | Rochester Hills, Mich. (Stony Creek)          |
| 32  | Donovan Eaglin     | RB   | 5-11 | 230 | Fr.   | Fr.   | HS   | Rosharon, Texas (Manvel)                      |
| 33  | Jeslord Boateng    | LB   | 6-2  | 230 | So.   | Jr.   | 1L   | Dublin, Ohio (Dublin Coffman)                 |
| 34  | Antjuan Simmons    | LB   | 6-0  | 225 | Sr.   | Sr.   | 3L   | Ann Arbor, Mich. (Pioneer)                    |
| 35  | Sam Edwards        | LB   | 6-0  | 215 | Fr.   | Fr.   | HS   | Williamston, Mich. (Lansing Catholic)         |
| 36  | Torrell Williams   | CB   | 5-10 | 175 | Fr.   | So.   | RS   | Detroit, Mich. (Cranbrook-Kingswood)          |
| 37  | Devin Hightower    | LB   | 5-11 | 220 | Fr.   | Fr.   | HS   | Twinsburg, Ohio (Hoban)                       |
| 39  | Alante Thomas      | RB   | 5-9  | 190 | Sr.   | Sr.-5 | SQ   | Detroit, Mich. (Saginaw Valley State)         |
| 40  | Jude Pedrozo       | LS   | 6-1  | 240 | So.   | So.   | 1L   | Westerville, Ohio (Westerville South)         |
| 41  | Reid Burton        | TE   | 6-1  | 210 | Sr.   | Sr.-5 | SQ   | East Lansing, Mich. (East Lansing)            |
| 42  | Nick Hunter        | WR   | 5-10 | 190 | Fr.   | So.   | RS   | Grayling, Mich. (Grayling)                    |
| 43  | Jack Mandryk       | S    | 6-1  | 200 | Jr.   | Sr.   | 1L   | Hudsonville, Mich. (Hudsonville)              |

**EXP. KEY – HS:** High School; **RS:** Redshirted; **JC:** Junior College; **TR:** Transfer; **SQ:** Squad Member; **L:** Letters Earned.

# 2020 MICHIGAN STATE FOOTBALL | NUMERICAL ROSTER

| No. | Name              | Pos. | Ht.  | Wt. | Eliq. | Cl.   | Exp. | Hometown (Previous School)                      |
|-----|-------------------|------|------|-----|-------|-------|------|---|
| 44  | Adam Berghorst    | TE   | 6-7  | 260 | So.   | So.   | 1L   | Zeeland, Mich. (Zeeland East)                   |
| 45  | Noah Harvey       | LB   | 6-4  | 240 | Jr.   | Sr.   | 2L   | Hartland, Wis. (Arrowhead)                      |
| 47  | Jackson Morse     | TE   | 6-3  | 230 | So.   | So.   | TR   | East Lansing, Mich. (Davenport)                 |
| 47  | Jeff Pietrowski   | DE   | 6-1  | 245 | Fr.   | Fr.   | HS   | Medina, Ohio (St. Edward)                       |
| 48  | Bryce Eimer       | LS   | 5-9  | 190 | Fr.   | Fr.   | HS   | Richland, N.J. (St. Augustine Prep High School) |
| 49  | David Kruse       | S    | 6-0  | 200 | So.   | Jr.   | 1L   | Lowell, Mich. (Lowell)                          |
| 49  | Max Rosenthal     | TE   | 6-2  | 270 | Jr.   | Sr.   | 2L   | Winnetka, Ill. (New Trier Township Winnetka)    |
| 51  | Nolan Rossback    | LS   | 6-1  | 200 | So.   | So.   | TR   | Hudsonville, Mich. (Illinois)                   |
| 52  | Kyle King         | DE   | 6-3  | 260 | Fr.   | Fr.   | HS   | Greenfield, Ind. (New Palestine)                |
| 54  | Jack Henrichs     | OT   | 6-7  | 315 | Jr.   | Sr.   | SQ   | Mequon, Wis. (Homestead)                        |
| 54  | Jack Saylor       | DE   | 6-2  | 245 | So.   | Jr.   | SQ   | Rochester, Mich. (Ohio Dominican)               |
| 55  | Jordan Reid       | OT   | 6-5  | 315 | Sr.   | Sr.   | 3L   | Mount Clemens, Mich. (Cass Tech)                |
| 55  | Zach Slade        | DE   | 6-4  | 245 | So.   | Jr.   | SQ   | Lewis Center, Ohio (Olentangy)                  |
| 56  | Matt Carrick      | OG   | 6-5  | 320 | Jr.   | Sr.   | 2L   | Minerva, Ohio (Perry)                           |
| 57  | Evan Brunning     | DT   | 6-5  | 325 | Fr.   | So.   | RS   | Oxford, Mich. (Oxford)                          |
| 58  | Spencer Brown     | OL   | 6-6  | 310 | Fr.   | So.   | RS   | Commerce Township, Mich. (Walled Lake Western)  |
| 58  | Terry O'Connor    | LB   | 6-3  | 220 | So.   | Jr.   | SQ   | Traverse City, Mich. (Traverse City Central)    |
| 59  | Nick Samac        | OL   | 6-4  | 300 | So.   | So.   | 1L   | Mentor, Ohio (Mentor)                           |
| 62  | Luke Campbell     | OL   | 6-5  | 285 | Sr.   | Sr.-5 | 3L   | Lewis Center, Ohio (Olentangy)                  |
| 63  | Jacob Lafave      | DT   | 6-4  | 270 | Fr.   | So.   | RS   | Brighton, Mich. (Brighton)                      |
| 63  | Justin Stevens    | OL   | 6-6  | 300 | Fr.   | Fr.   | HS   | Dartmouth, Nova Scotia (Clarkson)               |
| 64  | Matt Allen        | C    | 6-3  | 300 | Sr.   | Sr.-5 | 3L   | Hinsdale, Ill. (Hinsdale Central)               |
| 64  | Jacob Slade       | DT   | 6-4  | 310 | So.   | Jr.   | 1L   | Lewis Center, Ohio (Olentangy)                  |
| 66  | Blake Bueter      | OL   | 6-4  | 315 | Jr.   | Sr.   | 2L   | Howell, Mich. (Detroit Catholic Central)        |
| 67  | J.D. Duplain      | OL   | 6-4  | 310 | So.   | So.   | 1L   | Strongsville, Ohio (Strongsville)               |
| 68  | Dan VanOpstall    | OL   | 6-6  | 305 | So.   | Jr.   | SQ   | Jenison, Mich. (Jenison)                        |
| 70  | Dallas Fincher    | OL   | 6-4  | 265 | Fr.   | Fr.   | HS   | Kentwood, Mich. (East Kentwood)                 |
| 71  | James Ohonba      | OL   | 6-4  | 305 | So.   | Jr.   | SQ   | Stockbridge, Ga. (Woodland)                     |
| 72  | Damon Kaylor      | OL   | 6-5  | 315 | Fr.   | So.   | RS   | Huntington, Ind. (Huntington North)             |
| 73  | Jacob Isaia       | OL   | 6-3  | 305 | So.   | Jr.   | 1L   | Las Vegas, Nev. (Bishop Gorman)                 |
| 74  | Devontae Dobbs    | OL   | 6-5  | 305 | Fr.   | So.   | RS   | Detroit, Mich. (Belleville)                     |
| 75  | Kevin Jarvis      | OL   | 6-6  | 325 | Jr.   | Sr.   | 2L   | Chicago, Ill. (Maine South)                     |
| 76  | AJ Arcuri         | OT   | 6-7  | 300 | Sr.   | Sr.-5 | 2L   | Powell, Ohio (Olentangy Liberty)                |
| 79  | Mustafa Khaleefah | OT   | 6-5  | 320 | Jr.   | Sr.   | 1L   | Dearborn Heights, Mich. (Dearborn)              |
| 80  | Ian Stewart       | WR   | 6-3  | 220 | Fr.   | Fr.   | HS   | Woodhaven, Mich. (O.A. Carlson)                 |
| 81  | Parks Gissinger   | TE   | 6-4  | 235 | So.   | Jr.   | 1L   | Los Angeles, Calif. (Chaminade College Prep)    |
| 82  | Javez Alexander   | WR   | 6-2  | 180 | So.   | Jr.   | SQ   | Sandusky, Ohio (Sandusky)                       |
| 82  | Jack Olsen        | K    | 5-9  | 180 | Fr.   | Fr.   | HS   | Wheaton, Ill. (Wheaton-Warrenville)             |
| 83  | Montorie Foster   | WR   | 6-0  | 180 | Fr.   | Fr.   | HS   | Cleveland, Ohio (St. Edward)                    |
| 84  | Tommy Guajardo    | TE   | 6-3  | 225 | Fr.   | Fr.   | HS   | Dearborn, Mich. (Dearborn)                      |
| 85  | Cade McDonald     | WR   | 5-11 | 200 | Fr.   | So.   | RS   | Naperville, Ill. (Naperville Central)           |
| 86  | Drew Beesley      | DE   | 6-2  | 260 | Sr.   | Sr.-5 | 2L   | Rochester Hills, Mich. (Warren De La Salle)     |
| 86  | Aubrey Dawkins    | WR   | 5-10 | 175 | Fr.   | Fr.   | HS   | Verona, Wis. (Verona)                           |
| 87  | Jasiyah Robinson  | DE   | 6-1  | 245 | Fr.   | Fr.   | HS   | Groveport, Ohio (Groveport Madison)             |
| 87  | Jahz Watts        | WR   | 6-0  | 185 | Jr.   | Sr.   | 1L   | Belleville, Mich. (Belleville)                  |
| 88  | Trenton Gillison  | TE   | 6-4  | 245 | So.   | Jr.   | 1L   | Pickerington, Ohio (Pickerington Central)       |
| 89  | Matt Dotson       | TE   | 6-5  | 240 | Sr.   | Sr.   | 3L   | Cincinnati, Ohio (Archbishop Moeller)           |
| 89  | Jalen Hunt        | DT   | 6-4  | 330 | Fr.   | So.   | RS   | Belleville, Mich. (Belleville)                  |
| 91  | Jack Camper       | DE   | 6-5  | 250 | Jr.   | Sr.   | 2L   | Virginia Beach, Va. (IMG Academy)               |
| 92  | Evan Morris       | P/K  | 6-5  | 235 | Fr.   | So.   | RS   | Elsie, Mich. (Ovid-Elsie)                       |
| 92  | DeAri Todd        | DE   | 6-2  | 265 | Jr.   | Sr.   | SQ   | Lorain, Ohio (Clearview)                        |
| 93  | Naquan Jones      | DT   | 6-4  | 340 | Sr.   | Sr.-5 | 3L   | Evanston, Ill. (Evanston Township)              |
| 94  | Mitchell Crawford | P    | 6-0  | 185 | Sr.   | Gr.   | TR   | Townsville, Queensland, Australia (UTEP)        |
| 94  | Dashaun Mallory   | DT   | 6-2  | 345 | So.   | Jr.   | SQ   | Bolingbrook, Ill. (Bolingbrook)                 |
| 96  | Jacub Panasiuk    | DE   | 6-4  | 250 | Sr.   | Sr.   | 3L   | Roselle, Ill. (Lake Park West)                  |
| 97  | Maverick Hansen   | DT   | 6-4  | 290 | Fr.   | So.   | RS   | Farmington Hills, Mich. (Harrison)              |
| 97  | Tyler Hunt        | TE/P | 6-2  | 235 | Jr.   | Sr.   | 2L   | Gobles, Mich. (Gobles)                          |
| 98  | Avery Dunn        | DE   | 6-4  | 230 | Fr.   | Fr.   | HS   | Shaker Heights, Ohio (Shaker Heights)           |
| 98  | Cole Hahn         | K    | 5-11 | 205 | Jr.   | Sr.   | 2L   | West Des Moines, Iowa (Valley)                  |
| 99  | Bryce Baringer    | P    | 6-0  | 205 | Jr.   | Sr.   | 1L   | Waterford, Mich. (Illinois)                     |

**EXP. KEY – HS:** High School; **RS:** Redshirted; **JC:** Junior College; **TR:** Transfer; **SQ:** Squad Member; **L:** Letters Earned.

# 2020 MICHIGAN STATE FOOTBALL | ALPHABETICAL ROSTER

| No. | Name              | Pos. | Ht.  | Wt. | Elig. | Cl.   | Exp. | Hometown (Previous School)                      |
|-----|-------------------|------|------|-----|-------|-------|------|---|
| 82  | Javez Alexander   | WR   | 6-2  | 180 | So.   | Jr.   | SQ   | Sandusky, Ohio (Sandusky)                       |
| 64  | Matt Allen        | C    | 6-3  | 300 | Sr.   | Sr.-5 | 3L   | Hinsdale, Ill. (Hinsdale Central)               |
| 76  | AJ Arcuri         | OT   | 6-7  | 300 | Sr.   | Sr.-5 | 2L   | Powell, Ohio (Olentangy Liberty)                |
| 99  | Bryce Baringer    | P    | 6-0  | 205 | Jr.   | Sr.   | 1L   | Waterford, Mich. (Illinois)                     |
| 2   | Julian Barnett    | CB   | 6-2  | 190 | So.   | So.   | 1L   | Detroit, Mich. (Belleville)                     |
| 8   | Simeon Barrow     | DT   | 6-2  | 270 | Fr.   | Fr.   | HS   | Grovetown, Ga. (Grovetown HS)                   |
| 86  | Drew Beesley      | DE   | 6-2  | 260 | Sr.   | Sr.-5 | 2L   | Rochester Hills, Mich. (Warren De La Salle)     |
| 44  | Adam Berghorst    | TE   | 6-7  | 260 | So.   | So.   | 1L   | Zeeland, Mich. (Zeeland East)                   |
| 33  | Jeslord Boateng   | LB   | 6-2  | 230 | So.   | Jr.   | 1L   | Dublin, Ohio (Dublin Coffman)                   |
| 15  | Sebastian Brown   | WR   | 6-3  | 185 | Fr.   | Fr.   | HS   | Detroit, Mich. (Cass Tech)                      |
| 29  | Shakur Brown      | CB   | 5-11 | 190 | Jr.   | Sr.   | 2L   | Stockbridge, Ga. (Woodland)                     |
| 58  | Spencer Brown     | OL   | 6-6  | 310 | Fr.   | So.   | RS   | Commerce Township, Mich. (Walled Lake Western)  |
| 57  | Evan Brunning     | DT   | 6-5  | 325 | Fr.   | So.   | RS   | Oxford, Mich. (Oxford)                          |
| 66  | Blake Bueter      | OL   | 6-4  | 315 | Jr.   | Sr.   | 2L   | Howell, Mich. (Detroit Catholic Central)        |
| 41  | Reid Burton       | TE   | 6-1  | 210 | Sr.   | Sr.-5 | SQ   | East Lansing, Mich. (East Lansing)              |
| 62  | Luke Campbell     | OL   | 6-5  | 285 | Sr.   | Sr.-5 | 3L   | Lewis Center, Ohio (Olentangy)                  |
| 91  | Jack Camper       | DE   | 6-5  | 250 | Jr.   | Sr.   | 2L   | Virginia Beach, Va. (IMG Academy)               |
| 56  | Matt Carrick      | OG   | 6-5  | 320 | Jr.   | Sr.   | 2L   | Minerva, Ohio (Perry)                           |
| 4   | Matt Coghlin      | K    | 5-9  | 195 | Sr.   | Sr.-5 | 3L   | Cincinnati, Ohio (Archbishop Moeller)           |
| 24  | Elijah Collins    | RB   | 6-1  | 220 | So.   | Jr.   | 1L   | Detroit, Mich. (University of Detroit Jesuit)   |
| 94  | Mitchell Crawford | P    | 6-0  | 185 | Sr.   | Gr.   | TR   | Townsville, Queensland, Australia (UTEP)        |
| 86  | Aubrey Dawkins    | WR   | 5-10 | 175 | Fr.   | Fr.   | HS   | Verona, Wis. (Verona)                           |
| 6   | Theo Day          | QB   | 6-5  | 225 | So.   | Jr.   | SQ   | Canton, Mich. (Divine Child)                    |
| 25  | Cole DeMarzo      | LB   | 6-4  | 210 | Fr.   | Fr.   | HS   | Hilton Head Island, S.C. (Hilton Head)          |
| 32  | Zach Denha        | DB   | 6-0  | 185 | Fr.   | Fr.   | HS   | Rochester Hills, Mich. (Stony Creek)            |
| 74  | Devontae Dobbs    | OL   | 6-5  | 305 | Fr.   | So.   | RS   | Detroit, Mich. (Belleville)                     |
| 89  | Matt Dotson       | TE   | 6-5  | 240 | Sr.   | Sr.   | 3L   | Cincinnati, Ohio (Archbishop Moeller)           |
| 10  | Michael Dowell    | S    | 6-1  | 215 | So.   | Jr.   | 1L   | North Ridgeville, Ohio (St. Edward)             |
| 98  | Avery Dunn        | DE   | 6-4  | 230 | Fr.   | Fr.   | HS   | Shaker Heights, Ohio (Shaker Heights)           |
| 67  | J.D. Duplain      | OL   | 6-4  | 310 | So.   | So.   | 1L   | Strongsville, Ohio (Strongsville)               |
| 32  | Donovan Eaglin    | RB   | 5-11 | 230 | Fr.   | Fr.   | HS   | Rosharon, Texas (Manvel)                        |
| 35  | Sam Edwards       | LB   | 6-0  | 215 | Fr.   | Fr.   | HS   | Williamston, Mich. (Lansing Catholic)           |
| 48  | Bryce Eimer       | LS   | 5-9  | 190 | Fr.   | Fr.   | HS   | Richland, N.J. (St. Augustine Prep High School) |
| 70  | Dallas Fincher    | OL   | 6-4  | 265 | Fr.   | Fr.   | HS   | Kentwood, Mich. (East Kentwood)                 |
| 5   | Michael Fletcher  | DE   | 6-6  | 250 | Fr.   | So.   | RS   | Flint, Mich. (Carman-Ainsworth)                 |
| 20  | Emmanuel Flowers  | S    | 6-2  | 195 | Jr.   | Sr.   | 1L   | Chino Hills, Calif. (Ayala)                     |
| 83  | Montorie Foster   | WR   | 6-0  | 180 | Fr.   | Fr.   | HS   | Cleveland, Ohio (St. Edward)                    |
| 18  | Kalon Gervin      | CB   | 5-11 | 190 | So.   | Jr.   | 1L   | Detroit, Mich. (Cass Technical)                 |
| 19  | Zach Gillespie    | QB   | 6-2  | 210 | Fr.   | Fr.   | HS   | East Lansing, Mich. (Lansing Catholic)          |
| 88  | Trenton Gillison  | TE   | 6-4  | 245 | So.   | Jr.   | 1L   | Pickerington, Ohio (Pickerington Central)       |
| 81  | Parks Gissinger   | TE   | 6-4  | 235 | So.   | Jr.   | 1L   | Los Angeles, Calif. (Chaminade College Prep)    |
| 15  | Angelo Grose      | CB   | 5-10 | 180 | Fr.   | Fr.   | HS   | Mansfield, Ohio (Mansfield Senior)              |
| 84  | Tommy Guajardo    | TE   | 6-3  | 225 | Fr.   | Fr.   | HS   | Dearborn, Mich. (Dearborn)                      |
| 98  | Cole Hahn         | K    | 5-11 | 205 | Jr.   | Sr.   | 2L   | West Des Moines, Iowa (Valley)                  |
| 27  | Cal Haladay       | LB   | 6-1  | 210 | Fr.   | Fr.   | HS   | Elysburg, Pa. (Southern Columbia)               |
| 28  | Tate Hallock      | S    | 6-4  | 195 | Fr.   | So.   | RS   | Grand Rapids, Mich. (Forest Hills Central)      |
| 97  | Maverick Hansen   | DT   | 6-4  | 290 | Fr.   | So.   | RS   | Farmington Hills, Mich. (Harrison)              |
| 45  | Noah Harvey       | LB   | 6-4  | 240 | Jr.   | Sr.   | 2L   | Hartland, Wis. (Arrowhead)                      |
| 4   | C.J. Hayes        | WR   | 6-2  | 200 | Jr.   | Sr.   | 2L   | Bowling Green, Ky. (South Warren)               |
| 3   | Xavier Henderson  | S    | 6-1  | 210 | Jr.   | Jr.   | 2L   | Reynoldsburg, Ohio (Pickerington Central)       |
| 54  | Jack Henrichs     | OT   | 6-7  | 315 | Jr.   | Sr.   | SQ   | Mequon, Wis. (Homestead)                        |
| 11  | Connor Heyward    | RB   | 6-0  | 230 | Jr.   | Sr.   | 2L   | Duluth, Ga. (Peachtree Ridge)                   |
| 37  | Devin Hightower   | LB   | 5-11 | 220 | Fr.   | Fr.   | HS   | Twinsburg, Ohio (Hoban)                         |
| 89  | Jalen Hunt        | DT   | 6-4  | 330 | Fr.   | So.   | RS   | Belleville, Mich. (Belleville)                  |
| 97  | Tyler Hunt        | TE/P | 6-2  | 235 | Jr.   | Sr.   | 2L   | Gobles, Mich. (Gobles)                          |
| 42  | Nick Hunter       | WR   | 5-10 | 190 | Fr.   | So.   | RS   | Grayling, Mich. (Grayling)                      |
| 73  | Jacob Isaia       | OL   | 6-3  | 305 | So.   | Jr.   | 1L   | Las Vegas, Nev. (Bishop Gorman)                 |
| 12  | Chris Jackson     | CB   | 6-0  | 200 | So.   | Jr.   | 1L   | Marietta, Ga. (Lassiter)                        |
| 75  | Kevin Jarvis      | OL   | 6-6  | 325 | Jr.   | Sr.   | 2L   | Chicago, Ill. (Maine South)                     |
| 93  | Naquan Jones      | DT   | 6-4  | 340 | Sr.   | Sr.-5 | 3L   | Evanston, Ill. (Evanston Township)              |
| 72  | Damon Kaylor      | OL   | 6-5  | 315 | Fr.   | So.   | RS   | Huntington, Ind. (Huntington North)             |

**EXP./CLASS KEY** – **HS:** High School; **RS:** Redshirted; **TR:** Transfer; **SQ:** Squad Member; **GR:** Graduate Transfer; **L:** Letters Earned

# 2020 MICHIGAN STATE FOOTBALL | ALPHABETICAL ROSTER

| No. | Name              | Pos. | Ht.  | Wt. | Elig. | Cl.   | Exp. | Hometown (Previous School)                   |
|-----|-------------------|------|------|-----|-------|-------|------|--|
| 79  | Mustafa Khaleefah | OT   | 6-5  | 320 | Jr.   | Sr.   | 1L   | Dearborn Heights, Mich. (Dearborn)           |
| 14  | Noah Kim          | QB   | 6-2  | 170 | Fr.   | Fr.   | HS   | Centreville, Va. (Westfield)                 |
| 52  | Kyle King         | DE   | 6-3  | 260 | Fr.   | Fr.   | HS   | Greenfield, Ind. (New Palestine)             |
| 21  | Chase Kline       | LB   | 6-4  | 235 | So.   | Jr.   | 1L   | Chardon, Ohio (Chardon)                      |
| 49  | David Kruse       | S    | 6-0  | 200 | So.   | Jr.   | 1L   | Lowell, Mich. (Lowell)                       |
| 63  | Jacob Lafave      | DT   | 6-4  | 270 | Fr.   | So.   | RS   | Brighton, Mich. (Brighton)                   |
| 13  | Marcel Lewis      | LB   | 6-0  | 225 | Fr.   | So.   | RS   | Eastpointe, Mich. (Chippewa Valley)          |
| 3   | Terry Lockett Jr. | WR   | 6-0  | 180 | Fr.   | Fr.   | HS   | Minneapolis, Minn. (Minnehaha Academy)       |
| 12  | Rocky Lombardi    | QB   | 6-4  | 225 | Jr.   | Sr.   | 2L   | Clive, Iowa (Valley)                         |
| 9   | Dominique Long    | CB   | 6-2  | 195 | Sr.   | Sr.   | 3L   | Westerville, Ohio (Westerville South)        |
| 94  | Dashaun Mallory   | DT   | 6-2  | 345 | So.   | Jr.   | SQ   | Bolingbrook, Ill. (Bolingbrook)              |
| 43  | Jack Mandryk      | S    | 6-1  | 200 | Jr.   | Sr.   | 1L   | Hudsonville, Mich. (Hudsonville)             |
| 25  | Joseph Martinez   | WR   | 5-9  | 185 | Fr.   | Fr.   | HS   | Holt, Mich. (Holt)                           |
| 30  | Chris Mayfield    | DT   | 6-2  | 285 | Fr.   | Fr.   | HS   | Hilliard, Ohio (Hilliard Bradley)            |
| 85  | Cade McDonald     | WR   | 5-11 | 200 | Fr.   | So.   | RS   | Naperville, Ill. (Naperville Central)        |
| 16  | Eli McLean        | QB   | 6-2  | 205 | So.   | Jr.   | SQ   | Clarkston, Mich. (Notre Dame Prep)           |
| 18  | Tre'Von Morgan    | WR   | 6-7  | 230 | Fr.   | So.   | RS   | Massillon, Ohio (Massillon Washington)       |
| 92  | Evan Morris       | P/K  | 6-5  | 235 | Fr.   | So.   | RS   | Elsie, Mich. (Ovid-Elsie)                    |
| 47  | Jackson Morse     | TE   | 6-3  | 230 | So.   | So.   | TR   | East Lansing, Mich. (Davenport)              |
| 17  | Tre Mosley        | WR   | 6-2  | 200 | So.   | So.   | 1L   | Pontiac, Mich. (West Bloomfield)             |
| 31  | Kobe Myers        | LB   | 6-1  | 215 | Fr.   | Fr.   | HS   | Pontiac, Mich. (Blair Academy)               |
| 8   | Jalen Nailor      | WR   | 6-0  | 185 | So.   | Jr.   | 1L   | Palmdale, Calif. (Bishop Gorman)             |
| 13  | Laress Nelson     | WR   | 5-8  | 180 | Sr.   | Sr.   | 3L   | Fort Lauderdale, Fla. (American Heritage)    |
| 58  | Terry O'Connor    | LB   | 6-3  | 220 | So.   | Jr.   | SQ   | Traverse City, Mich. (Traverse City Central) |
| 71  | James Ohonba      | OL   | 6-4  | 305 | So.   | Jr.   | SQ   | Stockbridge, Ga. (Woodland)                  |
| 82  | Jack Olsen        | K    | 5-9  | 180 | Fr.   | Fr.   | HS   | Wheaton, Ill. (Wheaton-Warrenville)          |
| 96  | Jacob Panasiuk    | DE   | 6-4  | 250 | Sr.   | Sr.   | 3L   | Roselle, Ill. (Lake Park West)               |
| 40  | Jude Pedrozo      | LS   | 6-1  | 240 | So.   | So.   | 1L   | Westerville, Ohio (Westerville South)        |
| 24  | Tre Person        | S    | 5-11 | 170 | Sr.   | Sr.   | 3L   | Atlanta, Ga. (Westlake)                      |
| 47  | Jeff Pietrowski   | DE   | 6-1  | 245 | Fr.   | Fr.   | HS   | Medina, Ohio (St. Edward)                    |
| 5   | Jayden Reed       | WR   | 6-0  | 185 | So.   | Jr.   | SQ   | Naperville, Ill. (Western Michigan)          |
| 55  | Jordan Reid       | OT   | 6-5  | 315 | Sr.   | Sr.   | 3L   | Mount Clemens, Mich. (Cass Tech)             |
| 87  | Jasiyah Robinson  | DE   | 6-1  | 245 | Fr.   | Fr.   | HS   | Groveport, Ohio (Groveport Madison)          |
| 49  | Max Rosenthal     | TE   | 6-2  | 270 | Jr.   | Sr.   | 2L   | Winnetka, Ill. (New Trier Township Winnetka) |
| 51  | Nolan Rossback    | LS   | 6-1  | 200 | So.   | So.   | TR   | Hudsonville, Mich. (Illinois)                |
| 59  | Nick Samac        | OL   | 6-4  | 300 | So.   | So.   | 1L   | Mentor, Ohio (Mentor)                        |
| 54  | Jack Saylor       | DE   | 6-2  | 245 | So.   | Jr.   | SQ   | Rochester, Mich. (Ohio Dominican)            |
| 21  | Andrew Schorfhaar | QB   | 6-2  | 195 | Fr.   | Fr.   | HS   | DeWitt, Mich. (DeWitt)                       |
| 34  | Antjuan Simmons   | LB   | 6-0  | 225 | Sr.   | Sr.   | 3L   | Ann Arbor, Mich. (Pioneer)                   |
| 22  | Jordon Simmons    | RB   | 5-11 | 195 | Fr.   | Fr.   | HS   | Marietta, Ga. (McEachern)                    |
| 64  | Jacob Slade       | DT   | 6-4  | 310 | So.   | Jr.   | 1L   | Lewis Center, Ohio (Olentangy)               |
| 55  | Zach Slade        | DE   | 6-4  | 245 | So.   | Jr.   | SQ   | Lewis Center, Ohio (Olentangy)               |
| 23  | Darius Snow       | S    | 6-1  | 205 | Fr.   | Fr.   | HS   | Frisco, Texas (Hebron)                       |
| 16  | Joe Stevens       | CB   | 5-9  | 180 | So.   | Jr.   | RS   | Northville, Mich. (Harrison)                 |
| 63  | Justin Stevens    | OL   | 6-6  | 300 | Fr.   | Fr.   | HS   | Dartmouth, Nova Scotia (Clarkson)            |
| 80  | Ian Stewart       | WR   | 6-3  | 220 | Fr.   | Fr.   | HS   | Woodhaven, Mich. (O.A. Carlson)              |
| 39  | Alante Thomas     | RB   | 5-9  | 190 | Sr.   | Sr.-5 | SQ   | Detroit, Mich. (Saginaw Valley State)        |
| 10  | Payton Thorne     | QB   | 6-2  | 210 | Fr.   | So.   | RS   | Naperville, Ill. (Naperville Central)        |
| 92  | DeAri Todd        | DE   | 6-2  | 265 | Jr.   | Sr.   | SQ   | Lorain, Ohio (Clearview)                     |
| 68  | Dan VanOpstall    | OL   | 6-6  | 305 | So.   | Jr.   | SQ   | Jenison, Mich. (Jenison)                     |
| 87  | Jahz Watts        | WR   | 6-0  | 185 | Jr.   | Sr.   | 1L   | Belleville, Mich. (Belleville)               |
| 23  | Andre Welch       | RB   | 5-9  | 175 | Jr.   | Sr.   | 1L   | East Kentwood, Mich. (East Kentwood)         |
| 22  | Justin White      | CB   | 5-8  | 162 | So.   | So.   | TR   | Agoura Hills, Calif., Calif. (Colorado Mesa) |
| 7   | Ricky White       | WR   | 6-1  | 175 | Fr.   | Fr.   | HS   | Marietta, Ga. (Marietta)                     |
| 9   | Anthony Williams  | RB   | 6-1  | 205 | So.   | So.   | 1L   | Chicago, Ill. (Bolingbrook)                  |
| 14  | Davion Williams   | CB   | 6-0  | 180 | So.   | Jr.   | 1L   | Belleville, Mich. (Belleville)               |
| 36  | Torrell Williams  | CB   | 5-10 | 175 | Fr.   | So.   | RS   | Detroit, Mich. (Cranbrook-Kingswood)         |
| 26  | Brandon Wright    | RB   | 6-2  | 240 | So.   | So.   | 1L   | Euclid, Ohio (Euclid)                        |

**EXP./CLASS KEY – HS:** High School; **RS:** Redshirted; **TR:** Transfer; **SQ:** Squad Member; **GR:** Graduate Transfer; **L:** Letters Earned





# SPARTAN COACHING STAFF

## ASSISTANT COACHES



**Jay Johnson**  
Offensive Coordinator/  
Quarterbacks  
First Year  
Game Day Location: Booth



**Scottie Hazelton**  
Defensive Coordinator  
First Year  
Game Day Location: Sideline



**Harlon Barnett**  
Cornerbacks  
12th year overall at MSU  
Game Day Location: Booth



**Ron Burton**  
Defensive Line  
Eighth Year  
Game Day Location: Sideline



**Ross Els**  
Linebackers/  
Special Teams Coordinator  
First Year  
Game Day Location: Booth



**Ted Gilmore**  
Tight Ends  
First Year  
Game Day Location: Booth



**Courtney Hawkins**  
Wide Receivers  
First Year  
Game Day Location: Sideline



**Chris Kapilovic**  
Offensive Line/  
Run Game Coordinator  
First Year  
Game Day Location: Sideline



**William Peagler**  
Running Backs  
First Year  
Game Day Location: Sideline



**Mike Tressel**  
Safeties  
14th Year  
Game Day Location: Sideline



# 2020 SPARTAN FOOTBALL GAME NOTES



64

POS: C  
YR: R-SR  
EXP: 3L  
HT | WT: 6-3 | 300  
HOMETOWN: HINSDALE, ILL.  
HIGH SCHOOL: HINSDALE

MATT ALLEN



**CAREER NOTES:** Three-year letterwinner in his fifth year with the program in 2020 . . . named to the Rimington Trophy Watch List . . . has played in 31 career games, including 17 starts the past three seasons at center (seven in 2018, nine in 2019, one in 2020) . . . his older brother, Jack, was a four-year starter (2012-15) and two-time first-team All-America center (2014-15) for the Spartans who played one season (2016) in the NFL with the New Orleans Saints . . . his other older brother, Brian, was also a four-year letterwinner for the Spartans (2014-17) and was selected in the fourth round of the 2018 NFL Draft by the Los Angeles Rams; he will enter his third season with the Rams in 2020.


**2020 SEASON (REDSHIRT SENIOR):** Missed Michigan game with an injury . . . started at center in season opener vs. Rutgers and played 82 snaps.



76

POS: OT  
YR: R-SR  
EXP: 2L  
HT | WT: 6-7 | 300  
HOMETOWN: POWELL, OHIO  
HIGH SCHOOL: OLENTANGY LIBERTY

AJ ARCURI



**CAREER NOTES:** Fifth-year player . . . two-year letterwinner has played in 22 career games with seven starts at left tackle (five in 2019, two in 2020) . . . three-time Academic All-Big Ten selection.

**2020 SEASON (REDSHIRT SENIOR):** Has started two games at left tackle . . . Started at left tackle in Michigan game and played all 75 snaps . . . started season opener vs. Rutgers at left tackle and played all 86 snaps.



99

POS: P  
YR: R-JR  
EXP: 1L  
HT | WT: 6-0 | 205  
HOMETOWN: WATERFORD, MICH.  
HIGH SCHOOL: NOTRE DAME PREP  
PREV SCHOOL: ILLINOIS

BYRCE BARINGER



**CAREER NOTES:** Walk-on rejoins the team in 2020 following a year off the active roster in 2019 . . . has 22 career punts for 857 yards (39.0 ypp) . . . ranked tied for No. 32 on MSU career punts list (22) and No. 32 on career punt yards list (857) . . . transferred from Illinois during the 2018 spring semester after redshirting the 2017 season at Illinois.

**2020 SEASON (REDSHIRT JUNIOR):** Has seven punts for a 53.0 ypp average with a long of 78 yards, with five of 50+ yards and two inside the 20 . . . would lead the B1G and NCAA in punting average, but only has 3.5 punts per game, just shy of the 3.6 ppg minimum . . . named Spartan Special Teams Co-Player of the Week for his performance at No. 13 Michigan . . . boomed 56-yard punt in the first quarter at Michigan game for second new career long in as many punts, bettering previous best of 55 yards previous week vs. Rutgers, before credited with a new career long 78-yarder in the second quarter, good for the sixth-longest punt in school history and longest since Brandon Fields with a 79-yarder in 2003 vs. Notre Dame . . . the 78-yard punt is longest in B1G this season and the second-longest in FBS, behind an 87-yard punt by Austin McNamara of Texas Tech . . . finished with five punts for a 54.0 ypp average and new career-high of 270 total punt yards, including new career-best of four of 50+ yards, and added one tackle on a punt return . . . was starting punter in season opener vs. Rutgers, punting twice for a 50.5 ypp average with one inside the 20, including booming a career-long of 55 yards, adding a 46-yarder.

## BARINGER'S CAREER HIGHS

Punts: 6, vs. Maryland (11/3/18)  
Punting Yards: 270, vs. Michigan (10/31/20)  
Punting Avg. (Min. 4): 54.0, vs. Michigan (10/31/20)  
Punts Inside 20: 2, vs. Maryland (11/3/18)  
Longest Punt: 78, vs. Michigan (10/31/20)

## BARINGER'S STATISTICS

| PUNTING | G | NO. | YDS. | AVG.  | LG | I20 | I10 | 50+ |
|---------|---|-----|------|-------|----|-----|-----|-----|
| 2018    | 4 | 15  | 486  | 30.3  | 52 | 4   | 1   | 2   |
| 2019    |   |     |      | -DNP- |    |     |     |     |
| 2020    | 2 | 7   | 371  | 53.0  | 78 | 2   | 1   | 5   |
| Career  | 7 | 22  | 857  | 39.0  | 78 | 6   | 2   | 7   |

## BARINGER'S GAME-BY-GAME STATISTICS

| 2018             |     |     |       |    |     |     |     |  |
|------------------|-----|-----|-------|----|-----|-----|-----|--|
| PUNTING          | NO. | YDS | AVG   | LG | I20 | I10 | 50+ |  |
| Utah State       |     |     | -DNP- |    |     |     |     |  |
| Arizona State    |     |     | -DNP- |    |     |     |     |  |
| Indiana          | 2   | 68  | 34.0  | 35 | 0   | 0   | 0   |  |
| Central Michigan |     |     | -DNP- |    |     |     |     |  |
| Northwestern     |     |     | -DNP- |    |     |     |     |  |
| Penn State       |     |     | -DNP- |    |     |     |     |  |
| Michigan         |     |     | -DNP- |    |     |     |     |  |
| Purdue           | 4   | 154 | 38.5  | 44 | 1   | 1   | 0   |  |
| Maryland         | 6   | 173 | 28.8  | 52 | 2   | 0   | 2   |  |
| Ohio State       | 3   | 91  | 30.3  | 42 | 1   | 0   | 0   |  |
| Nebraska         |     |     | -DNP- |    |     |     |     |  |
| Rutgers          |     |     | -DNP- |    |     |     |     |  |
| Oregon           |     |     | -DNP- |    |     |     |     |  |
| Totals           | 15  | 486 | 32.4  | 52 | 4   | 2   | 2   |  |

| 2020     |     |     |      |    |     |     |     |  |
|----------|-----|-----|------|----|-----|-----|-----|--|
| PUNTING  | NO. | YDS | AVG  | LG | I20 | I10 | 50+ |  |
| Rutgers  | 2   | 101 | 50.5 | 55 | 1   | 0   | 1   |  |
| Michigan | 5   | 270 | 54.0 | 78 | 1   | 1   | 4   |  |
| Totals   | 7   | 371 | 53.0 | 78 | 2   | 1   | 5   |  |

# 2020 SPARTAN FOOTBALL GAME NOTES





**86**

POS: DE  
YR: R-SR  
EXP: 2L  
HT | WT: 6-2 | 260  
HOMETOWN: ROCHESTER HILLS, MICH.  
HIGH SCHOOL: WARREN DE LA SALLE

**DREW BEESLEY**



**CAREER NOTES:** Fifth-year senior and two-year letterwinner will see significant time in the playing rotation at defensive end . . . two-time Academic All-Big Ten honoree . . . has seen action in 28 career games, making three starts (one in 2018, two in 2020), with 27 career tackles . . . has two career fumble recoveries and both have come in games against Ohio State . . . also has 2.5 career sacks and 8.5 career tackles for loss, along with one forced fumble and three pass break-ups.

**2020 SEASON (REDSHIRT SENIOR):** Has seven tackles with 2.5 tackles for loss and 1.0 sack, along with one sack . . . started at Michigan and posted one tackle and one pass break-up . . . started season opener vs. Rutgers and posted career highs of six tackles and 2.5 tackles for loss (11 yards) along with first forced fumble of career, and tied career-best with one sack (7 yards); named to Pro Football Focus National Team of the Week.

## BEESLEY'S CAREER HIGHS

Tackles: 6, vs. Rutgers (10/24/20)  
Tackle for Loss: 2.5, vs. Rutgers (10/24/20)  
Sack: 1.0, twice (last vs. Rutgers (10/24/20)  
Forced Fumble: 1, vs. Rutgers (10/24/20)  
Fumble Recovery: 1, twice (last vs. Ohio State, 10/5/19)  
Interception: 1, vs. Northwestern (9/21/19)  
Pass Break-Up: 1, three times (last vs. Michigan, 10/31/20)

## BEESLEY'S STATISTICS

|        | G/GS | UT | AT | TM | TFL    | SACKS  | INT | PBU | FR  | FF |
|--------|------|----|----|----|--------|--------|-----|-----|-----|----|
| 2017   | 3/0  | 0  | 0  | 0  | 0-0    | 0-0    | 0-0 | 0   | 0-0 | 0  |
| 2018   | 10/1 | 3  | 3  | 6  | 0-0    | 0-0    | 0-0 | 1   | 1-0 | 0  |
| 2019   | 13/0 | 9  | 5  | 14 | 6.0-28 | 1.5-15 | 1-2 | 1   | 1-0 | 0  |
| 2020   | 2/2  | 6  | 1  | 7  | 2.5-11 | 1.0-10 | 0-0 | 1   | 0-0 | 1  |
| Career | 28/3 | 18 | 9  | 27 | 8.5-39 | 2.5-25 | 1-2 | 3   | 2-0 | 2  |

## BEESLEY'S GAME-BY-GAME STATISTICS

| 2019 | DEFENSE          | UT | AT | TM | TFL    | SACKS  | INT | PBU | FR  | FF |
|------|------------------|----|----|----|--------|--------|-----|-----|-----|----|
|      | Tulsa            | 0  | 0  | 0  | 0-0    | 0-0    | 0-0 | 0   | 0-0 | 0  |
|      | Western Michigan | 1  | 0  | 1  | 1.0-2  | 0-0    | 0-0 | 0   | 0-0 | 0  |
|      | Arizona State    | 0  | 1  | 1  | 0-0    | 0-0    | 0-0 | 0   | 0-0 | 0  |
|      | Northwestern     | 3  | 0  | 3  | 2.0-9  | 0-0    | 1-2 | 1   | 0-0 | 0  |
|      | Indiana          | 1  | 0  | 1  | 1.0-1  | 0-0    | 0-0 | 0   | 0-0 | 0  |
|      | Ohio State       | 1  | 0  | 1  | 0-0    | 0-0    | 0-0 | 0   | 1-0 | 0  |
|      | Wisconsin        | 2  | 0  | 2  | 0-0    | 0-0    | 0-0 | 0   | 0-0 | 0  |
|      | Penn State       | 0  | 2  | 2  | 0.5-1  | 0-0    | 0-0 | 0   | 0-0 | 0  |
|      | Illinois         | 0  | 1  | 1  | 0-0    | 0-0    | 0-0 | 0   | 0-0 | 0  |
|      | Michigan         | 1  | 0  | 1  | 1.0-13 | 1.0-13 | 0-0 | 0   | 0-0 | 0  |
|      | Rutgers          | 0  | 0  | 0  | 0-0    | 0-0    | 0-0 | 0   | 0-0 | 0  |
|      | Maryland         | 0  | 0  | 0  | 0-0    | 0-0    | 0-0 | 0   | 0-0 | 0  |
|      | Wake Forest      | 0  | 1  | 1  | 0.5-2  | 0.5-2  | 0-0 | 0   | 0-0 | 0  |
|      | Totals           | 9  | 5  | 14 | 6-28   | 1.5-15 | 1-2 | 1   | 1-0 | 0  |

| 2020 | DEFENSE  | UT | AT | TM | TFL    | SACKS  | INT | PBU | FR  | FF |
|------|----------|----|----|----|--------|--------|-----|-----|-----|----|
|      | Rutgers  | 5  | 1  | 6  | 2.5-11 | 1.0-10 | 0-0 | 0   | 0-0 | 1  |
|      | Michigan | 1  | 0  | 1  | 0-0    | 0-0    | 0-0 | 1   | 0-0 | 0  |
|      | Totals   | 6  | 1  | 7  | 2.5-11 | 1.0-10 | 0-0 | 1   | 0-0 | 1  |



**44**

POS: TE  
YR: SO  
EXP: 1L  
HT | WT: 6-7 | 260  
HOMETOWN: ZEELAND, MICH.  
HIGH SCHOOL: ZEELAND EAST

**ADAM BERGHORST**



**CAREER NOTES:** Second-year tight end is also a right-handed pitcher for the Spartans . . . in 2019-20, became the first Spartan to play games for both the football and baseball teams in the same academic year since Duane Young in 1990 . . . was selected in the 14th round (415th overall) of the 2019 MLB Draft by the Texas Rangers, but opted to attend MSU.

**2020 SEASON (SOPHOMORE):** Played 13 snaps at Michigan . . . saw in the season opener vs. Rutgers, making fair catch on two kickoff returns and playing seven snaps on offense.



**33**

POS: LB  
YR: R-SO  
EXP: 1L  
HT | WT: 6-2 | 230  
HOMETOWN: DUBLIN, OHIO  
HIGH SCHOOL: DUBLIN COFFMAN

**JESLORD BOATENG**



**CAREER NOTES:** Third-year player looks to break into the playing rotation at line-backer . . . has played in 13 career games . . . earned his first letter in 2019.

**2020 SEASON (REDSHIRT SOPHOMORE):** Saw action at Michigan and in season opener vs. Rutgers on special teams.

## BOATENG'S CAREER HIGHS

Tackles: 3, twice (last vs. Illinois, 11/9/19)

## BOATENG'S STATISTICS

|        | G/GS | UT | AT | TM | TFL | SACKS | INT | PBU | FR  | FF |
|--------|------|----|----|----|-----|-------|-----|-----|-----|----|
| 2019   | 11/0 | 6  | 4  | 10 | 1-5 | 0-0   | 0-0 | 0   | 0-0 | 0  |
| 2020   | 2/0  | 0  | 0  | 0  | 0-0 | 0-0   | 0-0 | 0   | 0-0 | 0  |
| Career | 13/0 | 6  | 4  | 10 | 1-5 | 0-0   | 0-0 | 0   | 0-0 | 0  |





## 2020 SPARTAN FOOTBALL GAME NOTES



**29**

POS: CB  
YR: R-JR  
EXP: 2L  
HT | WT: 5-11 | 190  
HOMETOWN: STOCKBRIDGE, GA.  
HIGH SCHOOL: WOODLAND

**SHAKUR BROWN**



**CAREER NOTES:** Two-year letterwinner and fourth-year player has played in 21 games with seven starts (five at cornerback in 2019, two at nickelback in 2020) . . . has posted 37 career tackles with two tackles for loss, seven pass break-ups and three interceptions . . . has posted career-best two pass break-ups in a game twice, both coming vs. Michigan . . . now has 102 career interception return yards, ranking tied for No. 30 on MSU career interception return list and tied for No. 7 on career interception return TD list (1).

**2020 SEASON (REDSHIRT JUNIOR):** Has eight tackles, two pass break-ups and one interception . . . started at Michigan and tallied three tackles and two pass break-ups . . . started season opener vs. Rutgers and tied career-high with five tackles and snared career-best tying interception, returning it 23 yards.

### BROWN'S CAREER HIGHS

**Tackles:** 5, twice (last vs. Rutgers, 10/24/20)

**Tackles For Loss:** 2.0, vs. Tulsa (8/30/19)

**Sacks:** 2.0, vs. Tulsa (8/30/19)

**Interception:** 1, three times (last vs. Rutgers, 10/24/20)

**Pass Break-Up:** 2, twice (last vs. Michigan, 10/31/20)

### BROWN'S STATISTICS

|        | G/GS | UT | AT | TM | TFL    | SACKS  | INT   | PBU | FR  | FF |
|--------|------|----|----|----|--------|--------|-------|-----|-----|----|
| 2018   | 12/0 | 4  | 2  | 6  | 0-0    | 0-0    | 1-69  | 0   | 0-0 | 0  |
| 2019   | 7/5  | 15 | 8  | 23 | 2.0-18 | 2.0-18 | 1-10  | 5   | 0-0 | 0  |
| 2020   | 2/2  | 7  | 1  | 8  | 0-0    | 0-0    | 1-23  | 2   | 0-0 | 0  |
| Career | 21/7 | 26 | 11 | 37 | 2.0-18 | 2.0-18 | 3-102 | 7   | 0-0 | 0  |

### BROWN'S GAME-BY-GAME STATISTICS

2019

| DEFENSE          | UT | AT | TM | TFL           | SACKS  | INT  | PBU | FR  | FF |
|------------------|----|----|----|---------------|--------|------|-----|-----|----|
| Tulsa            | 3  | 0  | 3  | 2.0-18        | 2.0-18 | 0-0  | 0   | 0-0 | 0  |
| Western Michigan |    |    |    | -DNP-INJURED- |        |      |     |     |    |
| Arizona State    |    |    |    | -DNP-INJURED- |        |      |     |     |    |
| Northwestern     |    |    |    | -DNP-INJURED- |        |      |     |     |    |
| Indiana          |    |    |    | -DNP-INJURED- |        |      |     |     |    |
| Ohio State       |    |    |    | -DNP-INJURED- |        |      |     |     |    |
| Wisconsin        |    |    |    | -DNP-INJURED- |        |      |     |     |    |
| Penn State       | 3  | 2  | 5  | 0-0           | 0-0    | 0-0  | 0   | 0-0 | 0  |
| Illinois         | 2  | 2  | 4  | 0-0           | 0-0    | 1-10 | 1   | 0-0 | 0  |
| Michigan         | 3  | 1  | 4  | 0-0           | 0-0    | 0-0  | 2   | 0-0 | 0  |
| Rutgers          | 1  | 0  | 1  | 0-0           | 0-0    | 0-0  | 1   | 0-0 | 0  |
| Maryland         | 2  | 1  | 3  | 0-0           | 0-0    | 0-0  | 1   | 0-0 | 0  |
| Wake Forest      | 1  | 2  | 3  | 0-0           | 0-0    | 0-0  | 0   | 0-0 | 0  |
| Totals           | 15 | 8  | 23 | 2.0-18        | 2.0-18 | 1-10 | 5   | 0-0 | 0  |

2020

| DEFENSE  | UT | AT | TM | TFL | SACKS | INT  | PBU | FR  | FF |
|----------|----|----|----|-----|-------|------|-----|-----|----|
| Rutgers  | 4  | 1  | 5  | 0-0 | 0-0   | 1-23 | 0   | 0-0 | 0  |
| Michigan | 3  | 0  | 3  | 0-0 | 0-0   | 0-0  | 2   | 0-0 | 0  |
| Totals   | 7  | 1  | 8  | 0-0 | 0-0   | 1-23 | 2   | 0-0 | 0  |



**66**

POS: OL  
YR: R-JR  
EXP: 2L  
HT | WT: 6-4 | 315  
HOMETOWN: HOWELL, MICH.  
HIGH SCHOOL: DETROIT CATHOLIC CENTRAL

**BLAKE BUETER**



**CAREER NOTES:** Fourth-year lineman and two-year letterwinner provides starting experience at both center and guard along the offensive line . . . has played in 26 career games, including 11 starts (four at right guard, four at center, one at outside offensive line, two at left guard; seven in 2018, two in 2019, two in 2020).

**2020 SEASON (JUNIOR):** Made his 11th career overall start and second of the season in playing 52 snaps at left guard at Michigan . . . made first career start at left guard in the season opener vs. Rutgers and played 48 snaps.



# 2020 SPARTAN FOOTBALL GAME NOTES





91

POS: DE  
YR: R-JR  
EXP: 2L  
HT | WT: 6-4 | 250  
HOMETOWN: VIRGINIA BEACH, VA.  
HIGH SCHOOL: IMG ACADEMY

**JACK CAMPER**



**CAREER NOTES:** Fourth-year player and two-year letterwinner has 12 tackles and 2.5 tackles for loss (6 yards) in 20 career games.

**2020 SEASON (JUNIOR):** Saw action at Michigan, playing 34 snaps . . . appeared in season opener vs. Rutgers, tallying two tackles and a QB hurry in 38 snaps.

#### CAMPER'S CAREER HIGHS

Tackles: 3, vs. Arizona State (9/8/18)

Tackles For Loss: 1, vs. Arizona State (9/8/18)

Sacks: 0.5, vs. Central Michigan (9/29/18)

#### CAMPER'S STATISTICS

|        | G/GS | UT | AT | TM | TFL   | SACKS | INT | PBU | FR  | FF |
|--------|------|----|----|----|-------|-------|-----|-----|-----|----|
| 2018   | 11/1 | 4  | 5  | 9  | 2.5-6 | 0.5-3 | 0-0 | 0   | 0-0 | 0  |
| 2019   | 7/0  | 0  | 1  | 1  | 0-0   | 0-0   | 0-0 | 0   | 0-0 | 0  |
| 2020   | 2/0  | 0  | 2  | 2  | 0-0   | 0-0   | 0-0 | 0   | 0-0 | 0  |
| Career | 20/1 | 4  | 8  | 12 | 2.5-6 | 0.5-3 | 0-0 | 0   | 0-0 | 0  |



56

POS: OG  
YR: R-JR  
EXP: 2L  
HT | WT: 6-5 | 320  
HOMETOWN: MINERVA, OHIO  
HIGH SCHOOL: PERRY

**MATT CARRICK**




**CAREER NOTES:** Fourth-year player and two-year letterwinner has played in 26 career games, making 13 career starts (11 in 2019, two in 2020) at right guard, including streak of four straight games.

**2020 SEASON (JUNIOR):** Started at right guard at Michigan, playing 52 snaps . . . started in season opener vs. Rutgers and played all 86 snaps.



# 2020 SPARTAN FOOTBALL GAME NOTES



**POS:** K  
**YR:** R-SR  
**EXP:** 3L  
**HT | WT:** 5-9 | 195  
**HOMETOWN:** CINCINNATI, OHIO  
**HIGH SCHOOL:** ARCHBISHOP MOELLER

**MATT COGLIN**

**4**

**CAREER NOTES:** Three-year letterwinner ranks among MSU's all-time leaders in PAT percentage (tied for first at 100.0, 100-of-100), field-goal percentage (fourth at 75.6, on 59-of-78), field goals made (third with 59), field goals attempted (fourth with 78), scoring (tied for fifth with 283), PATs made (eighth with 100) and PATs attempted (10th with 100) . . . became eighth Spartan placekicker with 100 PATs . . . set a school record with 18 straight field goals (Nov. 4, 2017 to Oct. 27, 2018), which was also tied for the fourth-longest streak in Big Ten history . . . has earned Big Ten Special Teams Player of the Week honors twice in his career (vs. Penn State in 2017, vs. Indiana in 2018) . . . has 18 career games with at least two field goals made, including five straight . . . has 19 career field goals of 40+ yards . . . three-time Academic All-Big Ten honoree . . . his father, Mark, is an Air Force veteran and now a pilot; he flew the team's charter plane to Phoenix, Arizona, for the 2018 Arizona State game.

**2020 SEASON (SENIOR):** Is 6-of-6 on PATs and 4-of-5 on FGs, with streak of 100-straight PATs . . . split the uprights from a career-long 51 yards in the third quarter at Michigan, for his first career field goal of 50+ yards, bettering his previous high of 49 yards vs. Utah State (8/31/18), after a 48-yarder previous week . . . logged second game of season and fifth-straight game dating back to last season with multiple field goals, going 2-of-3, making from 27 and 51 yards . . . made all three PATs and 2-of-2 on field goals in Rutgers game, making FGs of 45 and 48, both coming in the last few minutes of the first half, splitting uprights from 45-yards out with 3:13 on the second quarter clock, then making 48-yarder with no time on clock before halftime . . . the 48-yard field goal to end the first half tied second-longest of career, behind a 49-yarder in 2018 season-opener vs. Utah State (8/31/18) and matching 48-yarder vs. Purdue (10/27/18) . . . now has at least one 40+ yard field goal in each of the last three season-openers, as he had the 49-yarder vs. Utah State in 2018 opener, then made three from 40+ yards vs. Tulsa in 2019 (47, 44, 40) and then two in 2020 opener (45, 48).

## COGLIN'S CAREER HIGHS

Extra Points Made . . . 6, twice (last vs. Western Michigan, 9/7/19)  
 Extra Points Att. . . 6, twice (last vs. Western Michigan, 9/7/19)  
 Field Goals Made . . . 4, three times (last vs. Maryland, 11/30/19)  
 Field Goals Att. . . 5, vs. Maryland (11/30/19)  
 Field Goal . . . 51, vs. Michigan (10/31/20)  
 Points . . . 16, vs. Rutgers (11/27/17)  
 Game-Winning FG . . . 34, vs. Penn State (11/4/17), 0:00  
 . . . 21, vs. Indiana (9/28/19), 0:05  
 . . . 33, vs. Maryland (11/30/19), 2:14

## COGLIN'S STATISTICS

| SCORING | PAT (Pct.)      | FG (Pct.)    | TD | PTS | LG |
|---------|-----------------|--------------|----|-----|----|
| 2017    | 38-38 (1.000)   | 15-19 (.789) | 0  | 83  | 46 |
| 2018    | 25-25 (1.000)   | 18-22 (.818) | 1  | 85  | 49 |
| 2019    | 31-31 (1.000)   | 22-32 (.688) | 0  | 97  | 47 |
| 2020    | 6-6 (1.000)     | 4-5 (.800)   | 0  | 18  | 51 |
| Career  | 100-100 (1.000) | 59-78 (.756) | 1  | 283 | 51 |

| FG BREAKDOWN | -20 | 20-29 | 30-39 | 40-49 | 50+ | Long | Total |
|--------------|-----|-------|-------|-------|-----|------|-------|
| 2017         | 0-0 | 5-5   | 6-7   | 4-6   | 0-1 | 46   | 15-19 |
| 2018         | 0-0 | 5-5   | 9-10  | 4-5   | 0-2 | 49   | 18-22 |
| 2019         | 0-0 | 6-8   | 8-10  | 8-14  | 0-0 | 47   | 22-32 |
| 2020         | 0-0 | 1-1   | 0-0   | 2-3   | 1-1 | 48   | 4-5   |
| Career       | 0-0 | 17-19 | 23-27 | 18-28 | 1-4 | 51   | 59-78 |

| KICKOFFS | NO. | YDS. | AVG. | TB |
|----------|-----|------|------|----|
| 2019     | 2   | 108  | 54.0 | 1  |
| 2020     | 8   | 512  | 64.0 | 3  |
| Career   | 10  | 620  | 62.0 | 4  |

## COGLIN'S GAME-BY-GAME STATISTICS

### 2017

| OPPONENT         | PATs         | FGs          | LG        | PTS       |
|------------------|--------------|--------------|-----------|-----------|
| Bowling Green    | 5-5          | 0-0          | --        | 5         |
| Western Michigan | 4-4          | 0-0          | --        | 4         |
| Notre Dame       | 1-1          | 1-1          | 40        | 4         |
| Iowa             | 2-2          | 1-2          | 38        | 5         |
| Michigan         | 2-2          | 0-0          | --        | 2         |
| Minnesota        | 3-3          | 3-4          | 42        | 12        |
| Indiana          | 2-2          | 1-1          | 23        | 5         |
| Northwestern     | 4-4          | 1-3          | 46        | 7         |
| Penn State       | 3-3          | 2-2          | 34        | 9         |
| Ohio State       | 0-0          | 1-1          | 37        | 3         |
| Maryland         | 2-2          | 1-1          | 27        | 5         |
| Rutgers          | 4-4          | 4-4          | 46        | 16        |
| Washington State | 6-6          | 0-0          | --        | 6         |
| <b>Totals</b>    | <b>38-38</b> | <b>15-19</b> | <b>46</b> | <b>83</b> |

### 2018

| OPPONENT         | TD       | PATs         | FGs          | LG        | PTS       |
|------------------|----------|--------------|--------------|-----------|-----------|
| Utah State       | 0        | 3-3          | 3-3          | 49        | 12        |
| Arizona State    | 0        | 1-1          | 2-2          | 37        | 7         |
| Indiana          | 1        | 5-5          | 0-0          | --        | 11        |
| Central Michigan | 0        | 4-4          | 1-1          | 33        | 7         |
| Northwestern     | 0        | 1-1          | 2-2          | 27        | 7         |
| Penn State       | 0        | 3-3          | 0-0          | --        | 3         |
| Michigan         | 0        | 1-1          | 0-0          | --        | 1         |
| Purdue           | 0        | 2-2          | 3-4          | 48        | 11        |
| Maryland         | 0        | 3-3          | 1-1          | 33        | 6         |
| Ohio State       | 0        | 0-0          | 2-3          | 44        | 6         |
| Nebraska         | 0        | 0-0          | 2-3          | 34        | 6         |
| Rutgers          | 0        | 2-2          | 0-0          | --        | 2         |
| Oregon           | 0        | 0-0          | 2-3          | 34        | 6         |
| <b>Totals</b>    | <b>1</b> | <b>25-25</b> | <b>18-22</b> | <b>49</b> | <b>85</b> |

### 2019

| OPPONENT         | TD       | PATs         | FGs          | LG        | PTS       |
|------------------|----------|--------------|--------------|-----------|-----------|
| Tulsa            | 0        | 2-2          | 4-4          | 47        | 14        |
| Western Michigan | 0        | 6-6          | 3-3          | 39        | 15        |
| Arizona State    | 0        | 1-1          | 0-3          | --        | 1         |
| Northwestern     | 0        | 4-4          | 1-2          | 26        | 7         |
| Indiana          | 0        | 4-4          | 2-3          | 44        | 10        |
| Ohio State       | 0        | 1-1          | 1-2          | 39        | 4         |
| Wisconsin        |          | -DNP-        |              |           |           |
| Penn State       | 0        | 1-1          | 0-1          | --        | 1         |
| Illinois         | 0        | 4-4          | 2-2          | 46        | 10        |
| Michigan         | 0        | 1-1          | 1-1          | 35        | 4         |
| Rutgers          | 0        | 3-3          | 2-3          | 46        | 9         |
| Maryland         | 0        | 1-1          | 4-5          | 40        | 13        |
| Wake Forest      | 0        | 3-3          | 2-3          | 44        | 9         |
| <b>Totals</b>    | <b>0</b> | <b>31-31</b> | <b>22-32</b> | <b>47</b> | <b>97</b> |

### 2020

| OPPONENT      | TD       | PATs       | FGs        | LG        | PTS       |
|---------------|----------|------------|------------|-----------|-----------|
| Rutgers       | 0        | 3-3        | 2-2        | 49        | 9         |
| Michigan      | 0        | 3-3        | 2-3        | 51        | 9         |
| <b>Totals</b> | <b>0</b> | <b>6-6</b> | <b>4-5</b> | <b>51</b> | <b>18</b> |

# 2020 SPARTAN FOOTBALL GAME NOTES





**24**

POS: RB  
YR: R-SO  
EXP: 1L  
HT | WT: 6-1 | 220  
HOMETOWN: DETROIT, MICH.  
HIGH SCHOOL: UNIVERSITY OF DETROIT JESUIT

**ELIJAH COLLINS**



**CAREER NOTES:** Third-year player emerged as the team's starting tailback as a red-shirt freshman in 2019 . . . has seen action in 18 career games, including 12 starts . . . has rushed for 999 yards on 234 carries in his career, needing 1 yard to becoming 46th Spartan player with 1,000 career rushing yards . . . currently No. 46 on MSU career rushing yards list and No. 48 on career rushing attempts (234) . . . earned the starting running back job in 2019 after bursting onto scene with 192 yards against Western Michigan in first career start on Sept. 7, 2019 . . . named to the Maxwell Award Watch List for the national player of the year . . . named to the Doak Walker Award Watch List for the nation's top running back . . . preseason All-Big Ten selection (third team) by Athlon Sports . . . has the most returning rushing yards from last season (988) of any player in the Big Ten in 2020 . . . was high school teammates on the state championship basketball team with former MSU All-American point guard Cassius Winston.

**2020 SEASON (REDSHIRT SOPHOMORE):** Has rushed for 3 yards on 10 carries . . . had one carry at Michigan . . . rushed for 3 yards on nine carries and also had 3-yard reception vs. Rutgers in season opener.

## COLLINS' CAREER HIGHS

**Rushing Attempts:** 31, vs. Rutgers (11/23/19)

**Rushing Yards:** 192, vs. Western Michigan (9/7/19)

**Rushing TDs:** 2, vs. Illinois (11/9/19)

## COLLINS' STATISTICS

| RUSHING | G/GS  | ATT | YDS. | AVG. | TD | LG | YPG  |
|---------|-------|-----|------|------|----|----|------|
| 2018    | 3/0   | 2   | 8    | 4.0  | 0  | 4  | 2.7  |
| 2019    | 13/12 | 222 | 988  | 4.5  | 5  | 58 | 76.0 |
| 2020    | 2/0   | 10  | 3    | 0.3  | 0  | 4  | 1.5  |
| Career  | 18/12 | 234 | 999  | 4.3  | 5  | 58 | 55.5 |

| RECEIVING | REC. | YDS. | AVG. | TD | LG | YPG |
|-----------|------|------|------|----|----|-----|
| 2018      | 0    | 0    | 0.0  | 0  | 0  | 0.0 |
| 2019      | 15   | 99   | 6.6  | 0  | 16 | 7.6 |
| 2020      | 1    | 3    | 3.0  | 0  | 3  | 3.0 |
| Career    | 16   | 102  | 6.4  | 0  | 16 | 6.0 |

## COLLINS' GAME-BY-GAME STATISTICS

|             |     |     |    |    |
|-------------|-----|-----|----|----|
| <b>2018</b> |     |     |    |    |
| RUSHING     | ATT | YDS | TD | LG |
| Maryland    | 0   | 0   | 0  | 0  |
| Nebraska    | 0   | 0   | 0  | 0  |
| Rutgers     | 2   | 8   | 0  | 4  |
| Totals      | 2   | 8   | 0  | 4  |

|                  |     |     |    |    |
|------------------|-----|-----|----|----|
| <b>2019</b>      |     |     |    |    |
| RUSHING          | ATT | YDS | TD | LG |
| Tulsa            | 8   | 17  | 0  | 9  |
| Western Michigan | 17  | 192 | 0  | 58 |
| Arizona State    | 19  | 72  | 1  | 16 |
| Northwestern     | 17  | 76  | 1  | 13 |
| Indiana          | 17  | 56  | 1  | 19 |
| Ohio State       | 12  | 63  | 0  | 23 |
| Wisconsin        | 8   | 16  | 0  | 6  |
| Penn State       | 17  | 53  | 0  | 9  |
| Illinois         | 28  | 170 | 2  | 40 |
| Michigan         | 12  | 27  | 0  | 4  |
| Rutgers          | 31  | 109 | 0  | 23 |
| Maryland         | 15  | 41  | 0  | 21 |
| Wake Forest      | 21  | 96  | 0  | 31 |
| Totals           | 222 | 988 | 5  | 58 |

|             |     |     |    |    |
|-------------|-----|-----|----|----|
| <b>2020</b> |     |     |    |    |
| RUSHING     | ATT | YDS | TD | LG |
| Rutgers     | 9   | 3   | 0  | 4  |
| Michigan    | 1   | 0   | 0  | 0  |
| Totals      | 10  | 3   | 0  | 4  |

|                  |     |     |    |    |
|------------------|-----|-----|----|----|
| <b>2019</b>      |     |     |    |    |
| RECEIVING        | NO. | YDS | TD | LG |
| Tulsa            | 0   | 0   | 0  | 0  |
| Western Michigan | 1   | 7   | 0  | 7  |
| Arizona State    | 1   | 2   | 0  | 2  |
| Northwestern     | 1   | 9   | 0  | 9  |
| Indiana          | 1   | 16  | 0  | 16 |
| Ohio State       | 1   | 2   | 0  | 2  |
| Wisconsin        | 0   | 0   | 0  | 0  |
| Penn State       | 3   | 11  | 0  | 7  |
| Illinois         | 2   | 7   | 0  | 4  |
| Michigan         | 2   | 19  | 0  | 11 |
| Rutgers          | 0   | 0   | 0  | 0  |
| Maryland         | 2   | 23  | 0  | 13 |
| Wake Forest      | 1   | 3   | 0  | 3  |
| Totals           | 15  | 99  | 0  | 16 |

|             |     |     |    |    |
|-------------|-----|-----|----|----|
| <b>2020</b> |     |     |    |    |
| RECEIVING   | NO. | YDS | TD | LG |
| Rutgers     | 1   | 3   | 0  | 3  |
| Michigan    | 1   | 0   | 0  | 0  |
| Totals      | 2   | 3   | 0  | 3  |



# 2020 SPARTAN FOOTBALL GAME NOTES



**CAREER NOTES:** Fourth-year player and three-year letterwinner has 37 catches for 379 yards with two TDs in 33 career games, including eight starting assignments (one in 2017, two in 2018, four in 2019, one in 2020) . . . has nine career games with multiple receptions . . . missed the last four games of 2019 season after suffering an Achilles injury against Illinois on Nov. 9, before returning to action this season.

**2020 SEASON (SENIOR):** Has five receptions for 50 yards . . . 2-of-5 (.400) catches have gone for either first down or touchdown, including one on fourth down . . . started at Michigan, but did not register a reception . . . snared career-highs of five catches for 50 yards in season-opener vs. Rutgers.

## DOTSON'S CAREER HIGHS

**Receptions:** 5, vs. Rutgers (10/24/20)

**Receiving Yards:** 50, vs. Rutgers (10/24/20)

**Receiving TDs:** 1, twice (last vs. Western Michigan, 9/7/19)

## DOTSON'S STATISTICS

| RECEIVING | G/GS | REC. | YDS. | AVG. | TD | LG | YPG  |
|-----------|------|------|------|------|----|----|------|
| 2017      | 10/1 | 2    | 19   | 9.5  | 0  | 12 | 1.9  |
| 2018      | 13/2 | 14   | 159  | 11.0 | 1  | 21 | 12.2 |
| 2019      | 8/4  | 16   | 151  | 9.4  | 1  | 20 | 18.9 |
| 2020      | 2/1  | 5    | 50   | 10.0 | 0  | 15 | 25.0 |
| Career    | 33/8 | 37   | 379  | 10.2 | 2  | 21 | 11.5 |

## DOTSON'S GAME-BY-GAME STATISTICS

2018

| RECEIVING        | NO. | YDS | TD | LG |
|------------------|-----|-----|----|----|
| Utah State       | 0   | 0   | 0  | 0  |
| Arizona State    | 0   | 0   | 0  | 0  |
| Indiana          | 1   | 11  | 1  | 11 |
| Central Michigan | 0   | 0   | 0  | 0  |
| Northwestern     | 2   | 18  | 0  | 9  |
| Penn State       | 2   | 23  | 0  | 18 |
| Michigan         | 0   | 0   | 0  | 0  |
| Purdue           | 4   | 48  | 0  | 21 |
| Maryland         | 1   | 8   | 0  | 8  |
| Ohio State       | 1   | 12  | 0  | 12 |
| Nebraska         | 0   | 0   | 0  | 0  |
| Rutgers          | 1   | 12  | 0  | 12 |
| Oregon           | 2   | 27  | 0  | 17 |
| Totals           | 14  | 159 | 0  | 21 |

2019

| RECEIVING        | NO.           | YDS | TD | LG |
|------------------|---------------|-----|----|----|
| Tulsa            | 3             | 22  | 0  | 10 |
| Western Michigan | 2             | 16  | 1  | 14 |
| Arizona State    | 4             | 42  | 0  | 20 |
| Northwestern     | -DNP-INJURED- |     |    |    |
| Indiana          | 1             | 7   | 0  | 7  |
| Ohio State       | 1             | 9   | 0  | 9  |
| Wisconsin        | 0             | 0   | 0  | 0  |
| Penn State       | 4             | 37  | 0  | 19 |
| Illinois         | 1             | 18  | 0  | 18 |
| Michigan         | -DNP-INJURED- |     |    |    |
| Rutgers          | -DNP-INJURED- |     |    |    |
| Maryland         | -DNP-INJURED- |     |    |    |
| Wake Forest      | -DNP-INJURED- |     |    |    |
| Totals           | 16            | 151 | 1  | 20 |

2020

| RECEIVING | NO. | YDS | TD | LG |
|-----------|-----|-----|----|----|
| Rutgers   | 5   | 50  | 0  | 15 |
| Michigan  | 0   | 0   | 0  | 0  |
| Totals    | 5   | 50  | 0  | 15 |



# 2020 SPARTAN FOOTBALL GAME NOTES



**10**

POS: S  
YR: R-SO  
EXP: 1L  
HT | WT: 6-1 | 215  
HOMETOWN: NORTH RIDGEVILLE, OHIO  
HIGH SCHOOL: ST. EDWARD

**MICHAEL DOWELL**

**CAREER NOTES:** Third-year player will compete for playing time at safety and will see action on special teams . . . has played in 15 career games . . . earned Academic All-Big Ten accolades in 2019 . . . younger brother of former Spartan letterwinners and twins Andrew and David . . . Andrew was a four-year letterwinner (2015-18) and three-year starting linebacker for the Spartans; he has been on the practice squad for the Saints the past two seasons . . . David was a four-year letterwinner (2016-19) and three-year starting safety; he earned first-team All-Big Ten honors from the media in 2017.

**2020 SEASON (REDSHIRT SOPHOMORE):** Has seven tackles and one pass break-up . . . posted three stops in 38 snaps at Michigan . . . saw action in season opener vs. Rutgers, logging four tackles and one pass break-up, in 39 snaps.

## DOWELL'S CAREER HIGHS

Tackles: 5, vs. Illinois (11/9/19)

Pass Break-Up: 1, twice (last vs. Rutgers, 10/24/20)

Fumble Recovery: 1, vs. Indiana (9/28/19)

Touchdowns: 1, vs. Indiana (9/28/19)

## DOWELL'S STATISTICS

|        | G/GS | UT | AT | TM | TFL | SACKS | INT | PBU | FR  | FF |
|--------|------|----|----|----|-----|-------|-----|-----|-----|----|
| 2019   | 13/0 | 7  | 8  | 15 | 0-0 | 0-0   | 0-0 | 1   | 1-0 | 0  |
| 2020   | 2/0  | 7  | 0  | 7  | 0-0 | 0-0   | 0-0 | 1   | 0-0 | 0  |
| Career | 15/0 | 14 | 8  | 22 | 0-0 | 0-0   | 0-0 | 2   | 1-0 | 0  |

## DOWELL'S GAME-BY-GAME STATISTICS

### 2019

| DEFENSE          | UT | AT | TM | TFL | SACKS | INT | PBU | FR  | FF |
|------------------|----|----|----|-----|-------|-----|-----|-----|----|
| Tulsa            | 1  | 2  | 3  | 0-0 | 0-0   | 0-0 | 0   | 0-0 | 0  |
| Western Michigan | 1  | 0  | 1  | 0-0 | 0-0   | 0-0 | 0   | 0-0 | 0  |
| Arizona State    | 0  | 0  | 0  | 0-0 | 0-0   | 0-0 | 0   | 0-0 | 0  |
| Northwestern     | 0  | 0  | 0  | 0-0 | 0-0   | 0-0 | 0   | 0-0 | 0  |
| Indiana          | 1  | 1  | 2  | 0-0 | 0-0   | 0-0 | 0   | 1-0 | 0  |
| Ohio State       | 1  | 1  | 2  | 0-0 | 0-0   | 0-0 | 0   | 0-0 | 0  |
| Wisconsin        | 0  | 0  | 0  | 0-0 | 0-0   | 0-0 | 0   | 0-0 | 0  |
| Penn State       | 0  | 1  | 1  | 0-0 | 0-0   | 0-0 | 0   | 0-0 | 0  |
| Illinois         | 2  | 3  | 5  | 0-0 | 0-0   | 0-0 | 1   | 0-0 | 0  |
| Michigan         | 0  | 0  | 0  | 0-0 | 0-0   | 0-0 | 0   | 0-0 | 0  |
| Rutgers          | 0  | 0  | 0  | 0-0 | 0-0   | 0-0 | 0   | 0-0 | 0  |
| Maryland         | 1  | 0  | 1  | 0-0 | 0-0   | 0-0 | 0   | 0-0 | 0  |
| Wake Forest      | 0  | 0  | 0  | 0-0 | 0-0   | 0-0 | 0   | 0-0 | 0  |
| Totals           | 7  | 8  | 15 | 0-0 | 0-0   | 0-0 | 1   | 0-0 | 0  |

### 2020

| DEFENSE  | UT | AT | TM | TFL | SACKS | INT | PBU | FR  | FF |
|----------|----|----|----|-----|-------|-----|-----|-----|----|
| Rutgers  | 4  | 0  | 4  | 0-0 | 0-0   | 0-0 | 1   | 0-0 | 0  |
| Michigan | 3  | 0  | 3  | 0-0 | 0-0   | 0-0 | 0   | 0-0 | 0  |
| Totals   | 7  | 0  | 7  | 0-0 | 0-0   | 0-0 | 1   | 0-0 | 0  |

**18**

POS: CB  
YR: R-SO  
EXP: 1L  
HT | WT: 5-11 | 190  
HOMETOWN: DETROIT, MICH.  
HIGH SCHOOL: CASS TECH

**KALON GERVIN**

**CAREER NOTES:** Third-year player is one of the team's starting cornerbacks . . . has played in 15 career games, making three starts (one in 2019, two in 2020) . . . has 14 career tackles and two pass break-ups . . . rated the No. 1 player in the state of Michigan by The Detroit News in the 2018 recruiting class.

**2020 SEASON (REDSHIRT SOPHOMORE):** Has started two games at cornerback . . . has six tackles and two pass break-ups . . . started at Michigan and tallied two tackles and first two pass break-ups of career . . . started season opener vs. Rutgers, tallying career-high four tackles in 63 snaps.

## GERVIN'S CAREER HIGHS

Tackles: 4, vs. Rutgers (10/24/20)

Pass Break-Up: 2, vs. Michigan (10/31/20)

## GERVIN'S STATISTICS

|        | G/GS | UT | AT | TM | TFL | SACKS | INT | PBU | FR  | FF |
|--------|------|----|----|----|-----|-------|-----|-----|-----|----|
| 2018   | 3/0  | 0  | 0  | 0  | 0-0 | 0-0   | 0-0 | 0   | 0-0 | 0  |
| 2019   | 10/1 | 6  | 2  | 8  | 0-0 | 0-0   | 0-0 | 0   | 0-0 | 0  |
| 2020   | 2/2  | 5  | 1  | 6  | 0-0 | 0-0   | 0-0 | 2   | 0-0 | 0  |
| Career | 15/3 | 11 | 3  | 14 | 0-0 | 0-0   | 0-0 | 2   | 0-0 | 0  |

## GERVIN'S GAME-BY-GAME STATISTICS

### 2019

| DEFENSE          | UT | AT | TM | TFL           | SACKS | INT | PBU | FR  | FF |
|------------------|----|----|----|---------------|-------|-----|-----|-----|----|
| Tulsa            | 0  | 1  | 1  | 0-0           | 0-0   | 0-0 | 0   | 0-0 | 0  |
| Western Michigan | 2  | 1  | 3  | 0-0           | 0-0   | 0-0 | 0   | 0-0 | 0  |
| Arizona State    | 0  | 0  | 0  | 0-0           | 0-0   | 0-0 | 0   | 0-0 | 0  |
| Northwestern     | 0  | 0  | 0  | 0-0           | 0-0   | 0-0 | 0   | 0-0 | 0  |
| Indiana          | 1  | 0  | 1  | 0-0           | 0-0   | 0-0 | 0   | 1-0 | 0  |
| Ohio State       | 1  | 0  | 1  | 0-0           | 0-0   | 0-0 | 0   | 0-0 | 0  |
| Wisconsin        |    |    |    | -DNP-INJURED- |       |     |     |     |    |
| Penn State       | 0  | 0  | 0  | 0-0           | 0-0   | 0-0 | 0   | 0-0 | 0  |
| Illinois         |    |    |    | -DNP-INJURED- |       |     |     |     |    |
| Michigan         | 2  | 0  | 2  | 0-0           | 0-0   | 0-0 | 0   | 0-0 | 0  |
| Rutgers          | 0  | 0  | 0  | 0-0           | 0-0   | 0-0 | 0   | 0-0 | 0  |
| Maryland         |    |    |    | -DNP-         |       |     |     |     |    |
| Wake Forest      | 0  | 0  | 0  | 0-0           | 0-0   | 0-0 | 0   | 0-0 | 0  |
| Totals           | 6  | 2  | 8  | 0-0           | 0-0   | 0-0 | 0   | 0-0 | 0  |

### 2020

| DEFENSE  | UT | AT | TM | TFL | SACKS | INT | PBU | FR  | FF |
|----------|----|----|----|-----|-------|-----|-----|-----|----|
| Rutgers  | 3  | 1  | 4  | 0-0 | 0-0   | 0-0 | 0   | 0-0 | 0  |
| Michigan | 2  | 0  | 2  | 0-0 | 0-0   | 0-0 | 2   | 0-0 | 0  |
| Totals   | 5  | 1  | 6  | 0-0 | 0-0   | 0-0 | 2   | 0-0 | 0  |



## 2020 SPARTAN FOOTBALL GAME NOTES



**88**

POS: TE  
YR: R-SO  
EXP: 1L  
HT | WT: 6-4 | 245  
HOMETOWN: PICKERINGTON, OHIO  
HIGH SCHOOL: PICKERINGTON CENTRAL

**TRENTON GILLISON**



**CAREER NOTES:** Third-year player has played in 16 career games with four starts (three in 2019, one in 2020) . . . high school teammate of Xavier Henderson, who is a junior safety for the Spartans.

**2020 SEASON (REDSHIRT SOPHOMORE):** Saw action for 51 snaps at Michigan, but did not register a reception . . . started season opener vs. Rutgers and played 33 snaps.

### GILLISON'S CAREER HIGHS

**Receptions:** 4, vs. Wake Forest (12/27/19)

**Receiving Yards:** 88, vs. Wake Forest (12/27/19)

### GILLISON'S STATISTICS

| RECEIVING | G/GS | REC. | YDS. | AVG. | TD | LG | YPG  |
|-----------|------|------|------|------|----|----|------|
| 2018      | 2/0  | 0    | 0    | 0    | 0  | 0  | 0.0  |
| 2019      | 12/3 | 12   | 147  | 12.3 | 0  | 64 | 12.3 |
| 2020      | 2/1  | 0    | 0    | 0    | 0  | 0  | 0    |
| Career    | 16/4 | 12   | 147  | 12.3 | 0  | 64 | 9.2  |

### GILLISON'S GAME-BY-GAME STATISTICS

2019

| RECEIVING        | NO.           | YDS        | TD       | LG        |
|------------------|---------------|------------|----------|-----------|
| Tulsa            | 0             | 0          | 0        | 0         |
| Western Michigan | 0             | 0          | 0        | 0         |
| Arizona State    | 0             | 0          | 0        | 0         |
| Northwestern     | 0             | 0          | 0        | 0         |
| Indiana          | 1             | 12         | 0        | 12        |
| Ohio State       | 3             | 34         | 0        | 19        |
| Wisconsin        | -DNP-INJURED- |            |          |           |
| Penn State       | 0             | 0          | 0        | 0         |
| Illinois         | 0             | 0          | 0        | 0         |
| Michigan         | 2             | 7          | 0        | 7         |
| Rutgers          | 0             | 0          | 0        | 0         |
| Maryland         | 2             | 6          | 0        | 6         |
| Wake Forest      | 4             | 88         | 0        | 64        |
| <b>Totals</b>    | <b>12</b>     | <b>147</b> | <b>0</b> | <b>64</b> |

2020

| RECEIVING     | NO.      | YDS      | TD       | LG       |
|---------------|----------|----------|----------|----------|
| Rutgers       | 0        | 0        | 0        | 0        |
| Michigan      | 0        | 0        | 0        | 0        |
| <b>Totals</b> | <b>0</b> | <b>0</b> | <b>0</b> | <b>0</b> |



**98**

POS: K  
YR: R-JR  
EXP: 2L  
HT | WT: 5-11 | 205  
HOMETOWN: WEST DES MOINES, IOWA  
HIGH SCHOOL: VALLEY

**COLE HAHN**



**CAREER NOTES:** Fourth-year kicker is one of the team's kickoff specialists . . . has 113 career kickoffs for a 58.3 yards per kickoff career average . . . 33 of his 113 kickoffs have gone for touchbacks (29.2 percent) . . . has five career tackles on kickoff coverage and one forced fumble . . . two-time Academic All-Big Ten honoree . . . was a high school teammate of quarterback Rocky Lombardi at Valley High School.

**2020 SEASON (JUNIOR):** Had two kickoffs for a 61.0 ypk average.

### HAHN'S STATISTICS

| KICKOFFS | G  | NO. | YDS. | AVG. | TB |
|----------|----|-----|------|------|----|
| 2018     | 13 | 59  | 3502 | 59.4 | 24 |
| 2019     | 11 | 52  | 2969 | 57.1 | 9  |
| 2020     | 1  | 2   | 122  | 61.0 | 0  |
| Career   | 25 | 113 | 6593 | 58.3 | 33 |

# 2020 SPARTAN FOOTBALL GAME NOTES





**45**

POS: LB  
YR: R-JR  
EXP: 2L  
HT | WT: 6-4 | 240  
HOMETOWN: HARTLAND, WIS.  
HIGH SCHOOL: ARROWHEAD

**NOAH HARVEY**



**CAREER NOTES:** Fourth-year linebacker has played in 27 career games, making seven starts (five in 2019, two in 2020), with 71 tackles, including 7.0 for losses (30 yards) and three sacks (18 yards).

**2020 SEASON (REDSHIRT JUNIOR):** Ranks second on defense with 20 total tackles (10 solo, 10 assists), with 2.0 tackles for loss (5 yards) with one QB hurry . . . ranks fifth in B1G and tied for 20th in FBS in tackles/game (10.0), as well as fifth in conference in total tackles (20) and, while ranking tied for 10th in solo stops and tied for sixth in assists . . . ranked tied for 12th in B1G in TFL (2.0) and tied for 14th in B1G and tied for 92nd in FBS in TFL/gm (1.0) . . . started at Mike linebacker at Michigan and shared lead on defense with 11 tackles (7 solo, 4 assists), as well as team-best 1.5 tackles for loss (3 yards) . . . started at Mike linebacker in season opener vs. Rutgers, and ranked second on defense by logging nine tackles, along with 0.5 tackle for loss (2 yards) and one QB hurry, in 74 snaps.

## HARVEY'S CAREER HIGHS


Tackles: 14, vs. Wake Forest (12/27/19)  
Tackles For Loss: 2.5, vs. Illinois (11/9/19)  
Sacks: 1.5, vs. Illinois (11/9/19)  
Pass Break-Ups: 2, vs. Illinois (11/9/19)

## HARVEY'S STATISTICS

|        | G/GS | UT | AT | TM | TFL    | SACKS | INT | PBU | FR  | FF |
|--------|------|----|----|----|--------|-------|-----|-----|-----|----|
| 2018   | 12/0 | 2  | 0  | 2  | 0-0    | 0-0   | 0-0 | 0   | 0-0 | 0  |
| 2019   | 13/5 | 19 | 30 | 49 | 5-24   | 3-18  | 0-0 | 4   | 0-0 | 1  |
| 2020   | 2/2  | 10 | 10 | 20 | 2-0-5  | 0-0   | 0-0 | 0   | 0-0 | 0  |
| Career | 27/7 | 31 | 40 | 71 | 7-0-30 | 3-18  | 0-0 | 4   | 0-0 | 1  |

## HARVEY'S GAME-BY-GAME STATISTICS


| 2019 | DEFENSE          | UT | AT | TM | TFL    | SACKS | INT | PBU | FR  | FF |
|------|------------------|----|----|----|--------|-------|-----|-----|-----|----|
|      | Tulsa            | 0  | 2  | 2  | 0-0    | 0-0   | 0-0 | 0   | 0-0 | 0  |
|      | Western Michigan | 1  | 0  | 1  | 0-0    | 0-0   | 0-0 | 0   | 0-0 | 0  |
|      | Arizona State    | 0  | 0  | 0  | 0-0    | 0-0   | 0-0 | 1   | 0-0 | 0  |
|      | Northwestern     | 1  | 0  | 1  | 0-0    | 0-0   | 0-0 | 0   | 0-0 | 0  |
|      | Indiana          | 0  | 0  | 0  | 0-0    | 0-0   | 0-0 | 0   | 0-0 | 0  |
|      | Ohio State       | 0  | 0  | 0  | 0-0    | 0-0   | 0-0 | 0   | 0-0 | 0  |
|      | Wisconsin        | 1  | 1  | 2  | 0-0    | 0-0   | 0-0 | 0   | 0-0 | 0  |
|      | Penn State       | 1  | 0  | 1  | 0-0    | 0-0   | 0-0 | 0   | 0-0 | 0  |
|      | Illinois         | 3  | 6  | 9  | 2.5-11 | 1.5-8 | 0-0 | 2   | 0-0 | 0  |
|      | Michigan         | 4  | 1  | 5  | 0-0    | 0-0   | 0-0 | 0   | 0-0 | 0  |
|      | Rutgers          | 3  | 3  | 6  | 0.5-2  | 0.5-2 | 0-0 | 1   | 0-0 | 0  |
|      | Maryland         | 5  | 3  | 8  | 1-8    | 1-0-8 | 0-0 | 0   | 0-0 | 1  |
|      | Wake Forest      | 1  | 13 | 14 | 1-3    | 0-0   | 0-0 | 0   | 0-0 | 0  |
|      | Totals           | 19 | 30 | 49 | 5-24   | 3-18  | 0-0 | 4   | 0-0 | 1  |
| 2020 | DEFENSE          | UT | AT | TM | TFL    | SACKS | INT | PBU | FR  | FF |
|      | Rutgers          | 3  | 6  | 9  | 0.5-2  | 0-0   | 0-0 | 0   | 0-0 | 0  |
|      | Michigan         | 7  | 4  | 11 | 1.5-3  | 0-0   | 0-0 | 0   | 0-0 | 0  |
|      | Totals           | 10 | 10 | 20 | 2-0-5  | 0-0   | 0-0 | 0   | 0-0 | 0  |



**3**

POS: S  
YR: JR  
EXP: 2L  
HT | WT: 6-1 | 210  
HOMETOWN: REYNOLDSBURG, OHIO  
HIGH SCHOOL: PICKERINGTON CENTRAL

**XAVIER HENDERSON**



**CAREER NOTES:** Two-year letterwinner has 111 tackles, 3.5 tackles for loss, two interceptions, five pass break-ups and one forced fumble in 28 career games, making 15 consecutive starts . . . high school teammate of Trenton Gillison, who is a redshirt sophomore tight end on the Spartans.

**2020 SEASON (SOPHOMORE):** Ranks fourth on defense with 13 tackles (8 solo, 5 assists) with 1.0 tackle for loss . . . was starting safety at Michigan and notched seven stops . . . started season opener vs. Rutgers at safety, making six stops with career-best tying one tackle for loss (2 yards) in 68 snaps.

## HENDERSON'S CAREER HIGHS

Tackles: 9, twice (last vs. Rutgers, 11/23/19)  
Pass Break-Ups: 2, twice (last vs. Maryland, 11/30/19)  
Tackle For Loss: 1, three (last vs. Rutgers, 10/24/20)  
Interception: 1, twice (last vs. Rutgers, 11/23/19)  
Fumble Recovery: 1, vs. Rutgers (11/24/18)

## HENDERSON'S STATISTICS

|        | G/GS  | UT | AT | TM  | TFL   | SACKS | INT  | PBU | FR  | FF |
|--------|-------|----|----|-----|-------|-------|------|-----|-----|----|
| 2018   | 13/0  | 9  | 6  | 15  | 0-0   | 0-0   | 0-0  | 0   | 0   | 1  |
| 2019   | 13/13 | 56 | 27 | 83  | 2-0-5 | 0-0   | 2-32 | 5   | 0-0 | 0  |
| 2020   | 2/2   | 8  | 5  | 13  | 1-0-2 | 0-0   | 0-0  | 0   | 0-0 | 0  |
| Career | 28/15 | 73 | 38 | 111 | 3-0-7 | 0-0   | 2-32 | 5   | 0-0 | 1  |

## HENDERSON'S GAME-BY-GAME STATISTICS

| 2019 | DEFENSE          | UT | AT | TM | TFL   | SACKS | INT  | PBU | FR  | FF |
|------|------------------|----|----|----|-------|-------|------|-----|-----|----|
|      | Tulsa            | 2  | 0  | 2  | 0-0   | 0-0   | 0-0  | 0   | 0-0 | 0  |
|      | Western Michigan | 1  | 6  | 7  | 0-0   | 0-0   | 1-0  | 0   | 0-0 | 0  |
|      | Arizona State    | 3  | 4  | 7  | 0-0   | 0-0   | 0-0  | 2   | 0-0 | 0  |
|      | Northwestern     | 5  | 1  | 6  | 0-0   | 0-0   | 0-0  | 0   | 0-0 | 0  |
|      | Indiana          | 3  | 2  | 5  | 0-0   | 0-0   | 0-0  | 0   | 0-0 | 0  |
|      | Ohio State       | 5  | 0  | 5  | 0-0   | 0-0   | 0-0  | 1   | 0-0 | 0  |
|      | Wisconsin        | 7  | 1  | 8  | 0-0   | 0-0   | 0-0  | 0   | 0-0 | 0  |
|      | Penn State       | 6  | 2  | 8  | 1-4   | 0-0   | 0-0  | 0   | 0-0 | 0  |
|      | Illinois         | 3  | 4  | 7  | 0-0   | 0-0   | 0-0  | 0   | 0-0 | 0  |
|      | Michigan         | 7  | 2  | 9  | 0-0   | 0-0   | 0-0  | 0   | 0-0 | 0  |
|      | Rutgers          | 3  | 6  | 9  | 0-0   | 0-0   | 1-32 | 0   | 0-0 | 0  |
|      | Maryland         | 4  | 3  | 7  | 1-1   | 0-0   | 0-0  | 2   | 0-0 | 0  |
|      | Wake Forest      | 2  | 1  | 3  | 0-0   | 0-0   | 0-0  | 0   | 0-0 | 0  |
|      | Totals           | 56 | 27 | 83 | 2-5   | 0-0   | 2-32 | 5   | 0-0 | 0  |
| 2020 | DEFENSE          | UT | AT | TM | TFL   | SACKS | INT  | PBU | FR  | FF |
|      | Rutgers          | 4  | 2  | 6  | 1-0-2 | 0-0   | 0-0  | 0   | 0-0 | 0  |
|      | Michigan         | 4  | 3  | 7  | 0-0   | 0-0   | 0-0  | 0   | 0-0 | 0  |
|      | Totals           | 8  | 5  | 13 | 1-0-2 | 0-0   | 0-0  | 0   | 0-0 | 0  |



# 2020 SPARTAN FOOTBALL GAME NOTES



**POS:** RB  
**YR:** R-JR  
**EXP:** 2L  
**HT | WT:** 6-0 | 230  
**HOMETOWN:** DULUTH, GA.  
**HIGH SCHOOL:** PEACHTREE RIDGE

**11**



**CONNOR HEYWARD**

**CAREER NOTES:** Two-year letterwinner has played in 31 career games, including 11 starts (eight in 2018, one in 2019, two in 2020) . . . has 1,747 all-purpose career yards, with 664 rushing, 354 receiving, 6 punt return and 723 kick return, and nine career TDs (five rushing, four receptions) . . . has rushed for 664 yards and five TDs on 165 career carries . . . has 50 receptions for 354 yards and four TDs . . . has returned 33 kickoffs in his career for 723 yards, ranking No. 16 on MSU career kick return yards list and tied for No. 18 on career kick return list (33), as well as ranking No. 29 on career kick return average (21.91 ypr) and No. 46 on career rushing yards/game list (21.2) . . . named to the Paul Hornung Award Watch List for the nation's most versatile player . . . his late father, Craig, played college football at Pittsburgh before spending 11 years in the NFL with New Orleans (1988-1991), Chicago (1992), Atlanta (1994-95), St. Louis (1997) and Indianapolis (1998); he rushed for 4,301 career yards and was a Pro Bowl selection in 1995 with the Falcons . . . his oldest brother, Cameron, was a 2011 NFL first-round draft choice (No. 31 overall) out of Ohio State and is in his 10th season with the Steelers as a defensive end; he has earned Pro Bowl honors three times (2017-19) and All-Pro accolades twice (2017, 2019) . . . also has an older brother, Corey, who played basketball at Georgia Tech (2013-17).

**2020 SEASON (REDSHIRT JUNIOR):** Ranks tied for fourth in the B1G in receiving TDs (2), as well as tied for 16th in scoring (6.0 ppg), tied for 23rd in league in points responsible for per game (6.0) tied for 19th in rushing yards per carry (2.3) and tied for 26th in receptions per game (3.5) . . . has 20 rushes for 46 yards (2.3 ypc/23.0 ypg) as well as seven receptions for 40 yards (5.7 ypc/20.0 ypg) with two TDs . . . started at Michigan and had two catches, both going for TDs, with a 2-yard catch in the second quarter and 13-yard screen pass in the fourth quarter, getting great blocking from O-line, for the Spartans' insurance score, adding 13 carries for 28 yards . . . posted 18 yards on seven carries along with five catches for 25 yards in starting vs. Rutgers.

## HEYWARD'S CAREER HIGHS

**Rushing Attempts:** 21, vs. Nebraska (11/17/18)  
**Rushing Yards:** 157, vs. Maryland (11/3/18)  
**Rushing TDs:** 2, twice (last vs. Maryland, 11/3/18)  
**Receptions:** 7, vs. Northwestern (10/6/18)  
**Receiving Yards:** 78, vs. Nebraska (11/17/18)  
**Receiving TDs:** 2, vs. Michigan (10/31/20)  
**Kick Returns:** 7, vs. Ohio State (11/11/17)  
**Kick Return:** 49, vs. Maryland (11/3/18)  
**Kick Return Yards:** 115, vs. Minnesota (10/14/17)  
**Punt Returns:** 1, vs. Minnesota (10/14/17)  
**Punt Return Yards:** 6, vs. Minnesota (10/14/17)

## HEYWARD'S STATISTICS

| RUSHING | G/GS  | ATT | YDS. | AVG. | TD | LG | YPG  |
|---------|-------|-----|------|------|----|----|------|
| 2017    | 12/0  | 3   | 10   | 3.3  | 0  | 3  | 0.9  |
| 2018    | 13/8  | 118 | 529  | 4.5  | 5  | 80 | 40.7 |
| 2019    | 4/1   | 24  | 79   | 3.3  | 0  | 14 | 19.8 |
| 2020    | 2/2   | 20  | 46   | 2.3  | 0  | 9  | 23.0 |
| Career  | 31/11 | 165 | 664  | 4.0  | 5  | 89 | 21.4 |

| RECEIVING | REC. | YDS. | AVG. | TD | LG | YPG  |
|-----------|------|------|------|----|----|------|
| 2017      | 4    | 13   | 3.2  | 1  | 7  | 1.2  |
| 2018      | 32   | 249  | 7.8  | 0  | 36 | 19.2 |
| 2019      | 7    | 52   | 7.4  | 1  | 15 | 13.0 |
| 2020      | 7    | 40   | 5.7  | 2  | 13 | 20.0 |
| Career    | 50   | 354  | 7.1  | 4  | 36 | 11.4 |

| PUNT RETURNS | ATT | YDS. | AVG. | TD | LG |
|--------------|-----|------|------|----|----|
| 2017         | 1   | 6    | 6.0  | 0  | 6  |
| 2018         | 0   | 0    | 0.0  | 0  | 0  |
| 2019         | 0   | 0    | 0.0  | 0  | 0  |
| 2020         | 0   | 0    | 0.0  | 0  | 0  |
| Career       | 1   | 6    | 6.0  | 0  | 6  |

| KICK RETURNS | ATT | YDS. | AVG. | TD | LG |
|--------------|-----|------|------|----|----|
| 2017         | 20  | 436  | 21.8 | 0  | 55 |
| 2018         | 13  | 287  | 22.1 | 0  | 49 |
| 2019         | 0   | 0    | 0.0  | 0  | 0  |
| 2020         | 0   | 0    | 0.0  | 0  | 0  |
| Career       | 33  | 723  | 21.9 | 0  | 55 |

| ALL PURPOSE | RUSH | REC | PR | KR  | TOTAL | YPG  |
|-------------|------|-----|----|-----|-------|------|
| 2017        | 10   | 13  | 6  | 436 | 465   | 38.8 |
| 2018        | 529  | 249 | 0  | 287 | 1065  | 81.9 |
| 2019        | 79   | 52  | 0  | 0   | 131   | 32.8 |
| 2020        | 46   | 40  | 0  | 0   | 86    | 43.0 |
| Career      | 664  | 354 | 6  | 723 | 1747  | 56.4 |

## HEYWARD'S GAME-BY-GAME STATISTICS

| 2017             | ATT      | YDS       | TD       | LG       |
|------------------|----------|-----------|----------|----------|
| <b>RUSHING</b>   |          |           |          |          |
| Bowling Green    |          | -DNP-     |          |          |
| Western Michigan | 0        | 0         | 0        | 0        |
| Notre Dame       | 0        | 0         | 0        | 0        |
| Iowa             | 0        | 0         | 0        | 0        |
| Michigan         | 0        | 0         | 0        | 0        |
| Minnesota        | 0        | 0         | 0        | 0        |
| Indiana          | 0        | 0         | 0        | 0        |
| Northwestern     | 2        | 3         | 0        | 3        |
| Penn State       | 0        | 0         | 0        | 0        |
| Ohio State       | 0        | 0         | 0        | 0        |
| Maryland         | 0        | 0         | 0        | 0        |
| Rutgers          | 1        | 7         | 0        | 7        |
| Washington State | 0        | 0         | 0        | 0        |
| <b>Totals</b>    | <b>3</b> | <b>10</b> | <b>0</b> | <b>7</b> |

| 2018             | ATT        | YDS        | TD       | LG        |
|------------------|------------|------------|----------|-----------|
| <b>RUSHING</b>   |            |            |          |           |
| Utah State       | 5          | 42         | 2        | 17        |
| Arizona State    | 5          | 22         | 0        | 11        |
| Indiana          | 12         | 23         | 0        | 6         |
| Central Michigan | 15         | 48         | 1        | 7         |
| Northwestern     | 5          | 12         | 0        | 12        |
| Penn State       | 8          | 44         | 0        | 26        |
| Michigan         | 3          | 3          | 0        | 5         |
| Purdue           | 2          | 7          | 0        | 5         |
| Maryland         | 15         | 157        | 2        | 80        |
| Ohio State       | 4          | 1          | 0        | 5         |
| Nebraska         | 21         | 80         | 0        | 27        |
| Rutgers          | 19         | 81         | 0        | 26        |
| Oregon           | 4          | 9          | 0        | 3         |
| <b>Totals</b>    | <b>118</b> | <b>529</b> | <b>5</b> | <b>80</b> |

| 2019             | ATT       | YDS       | TD       | LG        |
|------------------|-----------|-----------|----------|-----------|
| <b>RUSHING</b>   |           |           |          |           |
| Tulsa            | 15        | 43        | 0        | 7         |
| Western Michigan | 3         | 13        | 0        | 14        |
| Arizona State    | 3         | 6         | 0        | 4         |
| Northwestern     | 3         | 17        | 0        | 9         |
| <b>Totals</b>    | <b>24</b> | <b>79</b> | <b>0</b> | <b>14</b> |

| 2020           | ATT       | YDS       | TD       | LG       |
|----------------|-----------|-----------|----------|----------|
| <b>RUSHING</b> |           |           |          |          |
| Rutgers        | 7         | 18        | 0        | 9        |
| Michigan       | 13        | 28        | 0        | 5        |
| <b>Totals</b>  | <b>20</b> | <b>46</b> | <b>0</b> | <b>9</b> |



# 2020 SPARTAN FOOTBALL GAME NOTES



## HEYWARD'S GAME-BY-GAME STATISTICS (CONT'D)

2017

| RECEIVING        | NO.      | YDS       | TD       | LG       |
|------------------|----------|-----------|----------|----------|
| Bowling Green    |          | -DNP-     |          |          |
| Western Michigan | 0        | 0         | 0        | 0        |
| Notre Dame       | 0        | 0         | 0        | 0        |
| Iowa             | 0        | 0         | 0        | 0        |
| Michigan         | 1        | 2         | 0        | 2        |
| Minnesota        | 1        | -1        | 0        | 0        |
| Indiana          | 0        | 0         | 0        | 0        |
| Northwestern     | 1        | 5         | 0        | 5        |
| Penn State       | 0        | 0         | 0        | 0        |
| Ohio State       | 0        | 0         | 0        | 0        |
| Maryland         | 0        | 0         | 0        | 0        |
| Rutgers          | 1        | 7         | 1        | 7        |
| Washington State | 0        | 0         | 0        | 0        |
| <b>Totals</b>    | <b>4</b> | <b>13</b> | <b>1</b> | <b>7</b> |

2018

| RECEIVING        | NO.       | YDS        | TD       | LG        |
|------------------|-----------|------------|----------|-----------|
| Utah State       | 0         | 0          | 0        | 0         |
| Arizona State    | 4         | 43         | 0        | 22        |
| Indiana          | 1         | 16         | 0        | 16        |
| Central Michigan | 4         | 16         | 0        | 12        |
| Northwestern     | 7         | 30         | 0        | 15        |
| Penn State       | 4         | 20         | 0        | 11        |
| Michigan         | 1         | 8          | 0        | 8         |
| Purdue           | 0         | 0          | 0        | 0         |
| Maryland         | 1         | 2          | 0        | 2         |
| Ohio State       | 1         | 9          | 0        | 9         |
| Nebraska         | 5         | 78         | 0        | 36        |
| Rutgers          | 4         | 27         | 0        | 18        |
| Oregon           | 0         | 0          | 0        | 0         |
| <b>Totals</b>    | <b>32</b> | <b>249</b> | <b>0</b> | <b>36</b> |

2019

| RECEIVING        | NO.      | YDS       | TD       | LG        |
|------------------|----------|-----------|----------|-----------|
| Tulsa            | 3        | 28        | 1        | 15        |
| Western Michigan | 1        | 7         | 0        | 7         |
| Arizona State    | 1        | 6         | 0        | 6         |
| Northwestern     | 2        | 11        | 0        | 11        |
| <b>Totals</b>    | <b>7</b> | <b>52</b> | <b>1</b> | <b>15</b> |

2020

| RECEIVING     | NO.      | YDS       | TD       | LG        |
|---------------|----------|-----------|----------|-----------|
| Rutgers       | 5        | 50        | 0        | 11        |
| Michigan      | 2        | 15        | 2        | 13        |
| <b>Totals</b> | <b>7</b> | <b>65</b> | <b>2</b> | <b>13</b> |



**CAREER NOTES:** Redshirt freshman looks to break into the playing rotation during his second season . . . was high school teammates with current Spartans Julian Barnett, Devontae Dobbs, Jahz Watts and Davion Williams.

**2020 SEASON (REDSHIRT FRESHMAN):** Has made three total tackles with one tackle for loss (5 yards) in two games . . . tallied one stop at Michigan, going for a tackle for loss (5 yards), in 36 snaps . . . made Spartan debut in season opener vs. Rutgers and tallied two tackles in 24 snaps.

### J. HUNT'S CAREER HIGHS

Tackles: 2, vs. Rutgers (10/24/20)

Tackles for Loss: 1, vs. Michigan (10/31/20)

### J. HUNT'S STATISTICS

|      | G/GS | UT | AT | TM | TFL   | SACKS | INT | PBU | FR  | FF |
|------|------|----|----|----|-------|-------|-----|-----|-----|----|
| 2020 | 2/0  | 2  | 1  | 3  | 1.0-5 | 0-0   | 0-0 | 0   | 0-0 | 0  |

### J. HUNT'S GAME-BY-GAME STATISTICS

2020

| DEFENSE       | UT       | AT       | TM       | TFL          | SACKS      | INT        | PBU      | FR         | FF       |
|---------------|----------|----------|----------|--------------|------------|------------|----------|------------|----------|
| Rutgers       | 1        | 1        | 2        | 0-0          | 0-0        | 0-0        | 0        | 0-0        | 0        |
| Michigan      | 1        | 0        | 1        | 1.0-5        | 0-0        | 0-0        | 0        | 0-0        | 0        |
| <b>Totals</b> | <b>2</b> | <b>1</b> | <b>3</b> | <b>1.0-5</b> | <b>0-0</b> | <b>0-0</b> | <b>0</b> | <b>0-0</b> | <b>0</b> |



## 2020 SPARTAN FOOTBALL GAME NOTES



**12**

POS: CB  
YR: R-SO  
EXP: 1L  
HT | WT: 6-0 | 200  
HOMETOWN: MARIETTA, GA.  
HIGH SCHOOL: LASSITER

**CHRIS JACKSON**



**CAREER NOTES:** Third-year player is one of the team's starting cornerbacks . . . son of Monte and Lori Jackson, both of whom are MSU alumni . . . his older brother, Justin, played basketball at the University of Chicago.

**2020 SEASON (REDSHIRT SOPHOMORE):** Has nine total tackles, including 2.0 tackles for loss (5 yards) and one pass break-up in starting both games . . . tallied career-high six stops (5 solo, 1 assist) and tied career-best with 1.0 tackle for loss after starting at Michigan . . . started in season opener vs. Rutgers logging career highs of three tackles, one tackle for loss (2 yards) and one pass break-up in 59 snaps.

### JACKSON'S CAREER HIGHS

Tackles: 6, vs. Michigan (10/31/20)

Tackles for Loss: 1.0, twice (last vs. Michigan, 10/31/20)

Pass Break-Up: 1, vs. Rutgers (10/24/20)

### JACKSON'S STATISTICS

|        | G/GS | UT | AT | TM | TFL   | SACKS | INT | PBU | FR  | FF |
|--------|------|----|----|----|-------|-------|-----|-----|-----|----|
| 2019   | 5/0  | 1  | 0  | 1  | 0-0   | 0-0   | 0-0 | 0   | 0-0 | 0  |
| 2020   | 2/2  | 5  | 4  | 9  | 2.0-5 | 0-0   | 0-0 | 1   | 0-0 | 0  |
| Career | 7/2  | 6  | 4  | 10 | 2.0-5 | 0-0   | 0-0 | 1   | 0-0 | 0  |

### JACKSON'S GAME-BY-GAME STATISTICS

| 2020 | DEFENSE  | UT | AT | TM | TFL   | SACKS | INT | PBU | FR  | FF |
|------|----------|----|----|----|-------|-------|-----|-----|-----|----|
|      | Rutgers  | 0  | 3  | 3  | 1.0-2 | 0-0   | 0-0 | 1   | 0-0 | 0  |
|      | Michigan | 5  | 1  | 6  | 1.0-3 | 0-0   | 0-0 | 0   | 0-0 | 0  |
|      | Totals   | 5  | 4  | 9  | 2.0-5 | 0-0   | 0-0 | 1   | 0-0 | 0  |



**75**

POS: OL  
YR: R-JR  
EXP: 2L  
HT | WT: 6-6 | 325  
HOMETOWN: CHICAGO, ILL.  
HIGH SCHOOL: MAINE SOUTH

**KEVIN JARVIS**



**CAREER NOTES:** Two-year letterwinner has played in 27 career games, including 22 starts (17 at right guard, three at left tackle, two at right tackle; 10 in 2017, seven in 2018, three in 2019, two in 2020).

**2020 SEASON (REDSHIRT JUNIOR):** Has started both games at right tackle . . . started at Michigan at right tackle and played all 75 snaps . . . made first career start at right tackle in season opener vs. Rutgers and played all 86 snaps.

# 2020 SPARTAN FOOTBALL GAME NOTES





**93**

POS: DT  
YR: R-SR  
EXP: 3L  
HT | WT: 6-4 | 340  
HOMETOWN: EVANSTON, ILL.  
HIGH SCHOOL: EVANSTON TOWNSHIP

**NAQUAN JONES**



**CAREER NOTES:** Three-year letterwinner has 59 tackles, including 9.0 for losses (39 yards) and 3.0 sacks (20 yards), with one forced fumble and one fumble recovery, in 41 career games, making three career starts (one in 2019, two in 2020) . . . the 41 games played is tied for the most among active players, matching linebacker Antjuan Simmons . . . has taken over a starting role along the interior of the defensive line in 2020.

**2020 SEASON (REDSHIRT SENIOR):** Has five tackles with 1.5 tackle for loss (2 yards) and one fumble recovery in starting both games . . . notched one tackle in starting at Michigan, playing 42 snaps . . . started season opener vs. Rutgers and notched three tackles, with 1.5 tackles for loss (2 yards) and registered first fumble recovery of career in playing 53 snaps.

## JONES' CAREER HIGHS

**Tackles:** 6, vs. Maryland (11/3/18)

**Tackle For Loss:** 2, vs. Maryland (11/3/18)

**Sacks:** 1.0, vs. Maryland (11/3/18)

**Pass Break-Ups:** 1, twice (last vs. Michigan, 10/20/18)

**Forced Fumble:** 1, vs. Maryland (11/3/18)

**Fumble Recovery:** 1, vs. Rutgers (10/24/20)

## JONES' STATISTICS

|        | G/GS | UT | AT | TM | TFL    | SACKS | INT | PBU | FR  | FF |
|--------|------|----|----|----|--------|-------|-----|-----|-----|----|
| 2017   | 13/0 | 2  | 11 | 13 | 2.0-6  | 0-0   | 0-0 | 1   | 0-0 | 0  |
| 2018   | 13/0 | 12 | 14 | 26 | 4.5-22 | 2-11  | 0-0 | 1   | 0-0 | 1  |
| 2019   | 13/1 | 7  | 8  | 15 | 1.0-9  | 1-9   | 0-0 | 0   | 0-0 | 0  |
| 2020   | 2/2  | 3  | 2  | 5  | 1.5-2  | 0-0   | 0-0 | 0   | 1-0 | 0  |
| Career | 41/3 | 24 | 35 | 59 | 9.0-39 | 3-20  | 0-0 | 2   | 1-0 | 1  |

## JONES' GAME-BY-GAME STATISTICS

### 2018

| DEFENSE          | UT        | AT        | TM        | TFL           | SACKS         | INT        | PBU      | FR       | FF       |
|------------------|-----------|-----------|-----------|---------------|---------------|------------|----------|----------|----------|
| Utah State       | 0         | 0         | 0         | 0-0           | 0-0           | 0-0        | 0        | 0        | 0        |
| Arizona State    | 0         | 1         | 1         | 0-0           | 0-0           | 0-0        | 0        | 0        | 0        |
| Indiana          | 2         | 1         | 3         | 0.5-1         | 0-0           | 0-0        | 0        | 0        | 0        |
| Central Michigan | 1         | 1         | 2         | 1.0-1         | 0-0           | 0-0        | 0        | 0        | 0        |
| Northwestern     | 1         | 1         | 2         | 0-0           | 0-0           | 0-0        | 0        | 0        | 0        |
| Penn State       | 1         | 0         | 1         | 0-0           | 0-0           | 0-0        | 0        | 0        | 0        |
| Michigan         | 1         | 3         | 4         | 0-0           | 0-0           | 0-0        | 1        | 0        | 0        |
| Purdue           | 0         | 1         | 1         | 0.5-2         | 0.5-2         | 0-0        | 0        | 0        | 0        |
| Maryland         | 3         | 1         | 4         | 2.0-14        | 1.0-5         | 0-0        | 0        | 0        | 1        |
| Ohio State       | 1         | 2         | 3         | 0.5-4         | 0.5-4         | 0-0        | 0        | 0        | 0        |
| Nebraska         | 0         | 1         | 1         | 0-0           | 0-0           | 0-0        | 0        | 0        | 0        |
| Rutgers          | 0         | 0         | 0         | 0-0           | 0-0           | 0-0        | 0        | 0        | 0        |
| Oregon           | 0         | 2         | 2         | 0-0           | 0-0           | 0-0        | 0        | 0        | 0        |
| <b>Totals</b>    | <b>12</b> | <b>14</b> | <b>26</b> | <b>4.5-22</b> | <b>2.0-11</b> | <b>0-0</b> | <b>1</b> | <b>0</b> | <b>1</b> |

### 2019

| DEFENSE          | UT       | AT       | TM        | TFL        | SACKS      | INT        | PBU      | FR       | FF       |
|------------------|----------|----------|-----------|------------|------------|------------|----------|----------|----------|
| Tulsa            | 0        | 0        | 0         | 0-0        | 0-0        | 0-0        | 0        | 0        | 0        |
| Western Michigan | 0        | 0        | 0         | 0-0        | 0-0        | 0-0        | 0        | 0        | 0        |
| Arizona State    | 0        | 2        | 2         | 0-0        | 0-0        | 0-0        | 0        | 0        | 0        |
| Northwestern     | 1        | 0        | 1         | 0-0        | 0-0        | 0-0        | 0        | 0        | 0        |
| Indiana          | 1        | 1        | 2         | 0-0        | 0-0        | 0-0        | 0        | 0        | 0        |
| Ohio State       | 1        | 2        | 3         | 0-0        | 0-0        | 0-0        | 0        | 0        | 0        |
| Wisconsin        | 0        | 0        | 0         | 0-0        | 0-0        | 0-0        | 0        | 0        | 0        |
| Penn State       | 0        | 2        | 2         | 0-0        | 0-0        | 0-0        | 0        | 0        | 0        |
| Illinois         | 0        | 0        | 0         | 0-0        | 0-0        | 0-0        | 0        | 0        | 0        |
| Michigan         | 0        | 1        | 1         | 0-0        | 0-0        | 0-0        | 0        | 0        | 0        |
| Rutgers          | 2        | 0        | 2         | 0-0        | 0-0        | 0-0        | 0        | 0        | 0        |
| Maryland         | 1        | 0        | 1         | 0-0        | 0-0        | 0-0        | 0        | 0        | 0        |
| Wake Forest      | 1        | 0        | 1         | 1-9        | 1-9        | 0-0        | 0        | 0        | 0        |
| <b>Totals</b>    | <b>7</b> | <b>8</b> | <b>15</b> | <b>1-9</b> | <b>1-9</b> | <b>0-0</b> | <b>0</b> | <b>0</b> | <b>0</b> |

### 2020

| DEFENSE       | UT       | AT       | TM       | TFL          | SACKS      | INT        | PBU      | FR         | FF       |
|---------------|----------|----------|----------|--------------|------------|------------|----------|------------|----------|
| Rutgers       | 2        | 2        | 4        | 1.5-2        | 0-0        | 0-0        | 0        | 1-0        | 0        |
| Michigan      | 1        | 0        | 1        | 0-0          | 0-0        | 0-0        | 0        | 0-0        | 0        |
| <b>Totals</b> | <b>3</b> | <b>2</b> | <b>5</b> | <b>1.5-2</b> | <b>0-0</b> | <b>0-0</b> | <b>0</b> | <b>1-0</b> | <b>0</b> |



## 2020 SPARTAN FOOTBALL GAME NOTES



**21**

POS: LB  
YR: R-SO  
EXP: 1L  
HT | WT: 6-4 | 235  
HOMETOWN: CHARDON, OHIO  
HIGH SCHOOL: CHARDON

**CHASE KLINE**



**CAREER NOTES:** Third-year player will compete for a starting role at linebacker and plays on special teams . . . has 17 career tackles in 15 career games.

**2020 SEASON (REDSHIRT SOPHOMORE):** Has posted five tackles and one forced fumble in playing both games . . . tied career-high with three stops at Michigan and was named Spartan Special Teams Co-Player of the Week . . . saw action in season opener vs. Rutgers, logging two tackles and forcing first fumble of career, which came on a punt return and MSU recovered, scoring TD on ensuing offensive play.

### KLINE'S CAREER HIGHS

**Tackles:** 3, twice (last vs. Michigan, 10/31/20)

**Sacks:** 1.0, vs. Western Michigan (9/28/19)

**Forced Fumble:** 1, vs. Rutgers (10/24/20)

### KLINE'S STATISTICS

|        | G/GS | UT | AT | TM | TFL   | SACKS | INT | PBU | FR  | FF |
|--------|------|----|----|----|-------|-------|-----|-----|-----|----|
| 2019   | 13/0 | 5  | 7  | 12 | 1.0-8 | 1.0-8 | 0-0 | 0   | 0-0 | 0  |
| 2020   | 2/0  | 3  | 2  | 5  | 0-0   | 0-0   | 0-0 | 0   | 0-0 | 1  |
| Career | 15/0 | 8  | 9  | 17 | 1.0-8 | 1.0-8 | 0-0 | 0   | 0-0 | 1  |

### KLINE'S GAME-BY-GAME STATISTICS

| 2019             | UT | AT | TM | TFL | SACKS | INT | PBU | FR  | FF |
|------------------|----|----|----|-----|-------|-----|-----|-----|----|
| DEFENSE          |    |    |    |     |       |     |     |     |    |
| Tulsa            | 0  | 1  | 1  | 0-0 | 0-0   | 0-0 | 0   | 0-0 | 0  |
| Western Michigan | 1  | 1  | 2  | 1-8 | 1-8   | 0-0 | 0   | 0-0 | 0  |
| Arizona State    | 0  | 0  | 0  | 0-0 | 0-0   | 0-0 | 0   | 0-0 | 0  |
| Northwestern     | 0  | 0  | 0  | 0-0 | 0-0   | 0-0 | 0   | 0-0 | 0  |
| Indiana          | 1  | 2  | 3  | 0-0 | 0-0   | 0-0 | 0   | 0-0 | 0  |
| Ohio State       | 0  | 0  | 0  | 0-0 | 0-0   | 0-0 | 0   | 0-0 | 0  |
| Wisconsin        | 0  | 0  | 0  | 0-0 | 0-0   | 0-0 | 0   | 0-0 | 0  |
| Penn State       | 0  | 0  | 0  | 0-0 | 0-0   | 0-0 | 0   | 0-0 | 0  |
| Illinois         | 0  | 2  | 0  | 0-0 | 0-0   | 0-0 | 0   | 0-0 | 0  |
| Michigan         | 1  | 0  | 1  | 0-0 | 0-0   | 0-0 | 0   | 0-0 | 0  |
| Rutgers          | 1  | 0  | 1  | 0-0 | 0-0   | 0-0 | 0   | 0-0 | 0  |
| Maryland         | 0  | 1  | 1  | 0-0 | 0-0   | 0-0 | 0   | 0-0 | 0  |
| Wake Forest      | 1  | 0  | 1  | 0-0 | 0-0   | 0-0 | 0   | 0-0 | 0  |
| Totals           | 5  | 7  | 12 | 1-8 | 1-8   | 0-0 | 0   | 0-0 | 0  |

| 2020     | UT | AT | TM | TFL | SACKS | INT | PBU | FR  | FF |
|----------|----|----|----|-----|-------|-----|-----|-----|----|
| DEFENSE  |    |    |    |     |       |     |     |     |    |
| Rutgers  | 1  | 1  | 2  | 0-0 | 0-0   | 0-0 | 0   | 0-0 | 1  |
| Michigan | 2  | 1  | 3  | 0-0 | 0-0   | 0-0 | 0   | 0-0 | 0  |
| Totals   | 3  | 2  | 5  | 0-0 | 0-0   | 0-0 | 0   | 0-0 | 1  |



**49**

POS: S  
YR: R-SO  
EXP: 1L  
HT | WT: 6-0 | 200  
HOMETOWN: LOWELL, MICH.  
HIGH SCHOOL: LOWELL

**DAVID KRUSE**



**CAREER NOTES:** Third-year walk-on adds depth at safety . . . his brother, Connor, was a three-year letterwinner (2012-14) for the Spartans as an offensive lineman and a member of the 2013 Big Ten and 2014 Rose Bowl Championship Team . . . Connor joined the MSU Spartan Fund staff in July 2018 . . . his brother, Danny, is on the MSU wrestling team.

**2020 SEASON (REDSHIRT SOPHOMORE):** Has played in both games on special teams . . . saw action at Michigan on special teams . . . named Spartan Scout Team Defensive Co-Player of the Week vs. Michigan . . . saw action in season opener vs. Rutgers, making one tackle.



# 2020 SPARTAN FOOTBALL GAME NOTES





**POS:** QB  
**YR:** R-JR  
**EXP:** 2L  
**HT | WT:** 6-4 | 225  
**HOMETOWN:** CLIVE, IOWA  
**HIGH SCHOOL:** VALLEY

**12**



**ROCKY LOMBARDI**

- MANNING AWARD STARS OF THE WEEK (11/2/20)
- DAVEY O'BRIEN NATIONAL QUARTERBACK AWARD'S GREAT 8 LIST (11/2/20)

**CAREER NOTES:** Two-year letterwinner has the most returning experience at quarterback . . . has played in 18 career games, including five starts (2018 vs. Purdue, Nebraska and Rutgers, 2020 vs. Rutgers, vs. Michigan) and is 3-2 as starter . . . is 123-of-250 passing for 1,454 yards with nine TDs for career, while tallying 54 rushing attempts for 142 yards (2.6 ypc) . . . ranked tied for No. 24 on MSU career pass completions list (123), as well as No. 25 on both passing percentage list (.492) and career passing attempts list (250), along with No. 29 on career passing yards list (1,454), No. 31 on career pass efficiency (104.3), tied for No. 32 on career passing TD list (9) and No. 34 on career total offense/play (5.25) . . . was an all-state wrestler in high school, finishing with a 38-2 record as a senior and placed second at 220 pounds in the 2017 Iowa Class 3A state championships; ranked the No. 9 wrestler in the nation at 220 pounds by InterMat . . . tied a national high school record with a three-second pin in December 2016 . . . his father, Tony, played college football at Arizona State (1980-82, '84) and has more than 30 years of football coaching experience, most recently at UW-Stout . . . his grandfather, Bob, is in the Illinois High School Football Coaches Association Hall of Fame . . . his younger brother, Beau, is a freshman offensive lineman at Army West Point.

**2020 SEASON (JUNIOR):** Named to the Manning Award Stars of the Week, as well as to the Davey O'Brien National Quarterback Award's Great 8 list (11/2/20), for his performance in the Michigan game . . . ranks second in the Big Ten and eighth in FBS in passing yards per game (321.0), as well as second in the conference and 33rd in the nation in passing yards per completion (13.38) . . . also shares the Big Ten lead with six TD passes, and is also third in the B1G and 20th in FBS in passing efficiency (157.0) . . . is 48-of-75 for 642 yards with six TDs passing, along with rushing 12 times for 15 yards (1.2 ypc), with one rush going for first down, coming on fourth down at Michigan . . . has thrown at least one TD in four of five career starts with three TD passes, and now has multi-TD passes in both games this season and in three career games started . . . was 17-of-32 for a career-high 323 yards, with three TDs at Michigan, matching career-high set previous week vs. Rutgers . . . added 19 yards rushing on five carries, including plunging for a first down on fourth-and-three with 23 seconds remaining to ice the win and spark the celebration . . . the 323 yards was the third-highest total by a Spartan quarterback against Michigan (Bill Burke with 400 in 1999; Connor Cook with 325 in 2015) . . . had a 53-yard pass play to redshirt sophomore wide receiver Jalen Nailor in second quarter for a new career-long, bettering a 50-yard TD pass vs. Rutgers last week, and matched the 50-yarder with a pass play to freshman Ricky White on the opening drive of the third quarter, setting up a Spartan field goal . . . started season opener vs. Rutgers and recorded career highs in passing yards (319), pass completions (31) and passing touchdowns (3), finishing afternoon 31-of-44 with three TDs, while rushing seven times . . . the three TD passes were for an average of 28 yards, as they were from 50, 30 and 4 yards . . . directed an 86-yard scoring drive, resulting in 50-yard TD pass to Jayden Reed, and was the longest scoring drive since 2018 when MSU had an 87-yard scoring drive vs. Purdue (10/27/18) . . . the 50-yard scoring play was the Spartans' longest scoring play since Connor Heyward's 80-yard run in 2018 at Maryland (11/3/18).

## LOMBARDI'S CAREER HIGHS

Pass Completions: 31, vs. Rutgers (10/24/20)  
 Pass Attempts: 46, vs. Purdue (10/27/18)  
 Passing Yards: 323, vs. Michigan (10/31/20)  
 Passing TDs: 3, twice (last vs. Michigan, 10/31/20)  
 Rush Attempts: 11, vs. Purdue (10/27/18)  
 Rushing Yards: 53, vs. Nebraska (11/17/18)  
 Longest Pass Play: 53, vs. Michigan (10/31/20)  
 Longest Rush Play: 47, vs. Ohio State (11/10/18)

## LOMBARDI'S STATISTICS

| PASSING | G/GS | COMP | ATT | INT | PCT  | YDS   | YPG   | TD | LG |
|---------|------|------|-----|-----|------|-------|-------|----|----|
| 2018    | 8/3  | 68   | 154 | 3   | .442 | 738   | 92.2  | 3  | 48 |
| 2019    | 8/0  | 7    | 21  | 2   | .333 | 74    | 9.2   | 0  | 19 |
| 2020    | 2/2  | 48   | 75  | 2   | .640 | 642   | 321.0 | 6  | 53 |
| Career  | 18/5 | 123  | 250 | 7   | .492 | 1,454 | 80.8  | 9  | 53 |

| RUSHING | NO. | YDS. | AVG. | TD | LG | YPG  |
|---------|-----|------|------|----|----|------|
| 2018    | 38  | 130  | 3.4  | 0  | 47 | 16.2 |
| 2019    | 4   | -3   | -0.8 | 0  | 3  | -0.4 |
| 2020    | 12  | 15   | 1.2  | 0  | 7  | 7.5  |
| Career  | 54  | 142  | 2.6  | 0  | 47 | 7.9  |

| PUNTING | NO. | YDS. | AVG. | LG | I20 | I10 | 50+ |
|---------|-----|------|------|----|-----|-----|-----|
| 2018    | 1   | 32   | 32.0 | 32 | 0   | 0   | 0   |

## LOMBARDI'S GAME-BY-GAME STATISTICS

### 2018

| PASSING          | COMP      | ATT        | INT      | PCT         | YDS        | TD       | LG        |
|------------------|-----------|------------|----------|-------------|------------|----------|-----------|
| Utah State       | -         | -          | -        | -           | -          | -        | -         |
| Arizona State    | 0         | 0          | 0        | .00         | 0          | 0        | 0         |
| Indiana          | -         | -          | -        | -           | -          | -        | -         |
| Central Michigan | 0         | 0          | 0        | .00         | 0          | 0        | 0         |
| Northwestern     | -         | -          | -        | -           | -          | -        | -         |
| Penn State       | -         | -          | -        | -           | -          | -        | -         |
| Michigan         | 1         | 2          | 0        | .500        | 9          | 0        | 9         |
| Purdue           | 26        | 46         | 0        | .565        | 318        | 2        | 48        |
| Maryland         | 0         | 2          | 1        | .000        | 0          | 0        | 0         |
| Ohio State       | 7         | 20         | 0        | .350        | 92         | 0        | 27        |
| Nebraska         | 15        | 41         | 1        | .366        | 146        | 0        | 36        |
| Rutgers          | 19        | 43         | 1        | .442        | 173        | 1        | 18        |
| Oregon           | -         | -          | -        | -           | -          | -        | -         |
| <b>Totals</b>    | <b>68</b> | <b>154</b> | <b>3</b> | <b>.442</b> | <b>738</b> | <b>3</b> | <b>48</b> |

### 2019

| PASSING          | COMP     | ATT       | INT      | PCT         | YDS       | TD       | LG        |
|------------------|----------|-----------|----------|-------------|-----------|----------|-----------|
| Tulsa            | 1        | 1         | 0        | 1.000       | 3         | 0        | 3         |
| Western Michigan | 0        | 0         | 0        | .000        | 0         | 0        | 0         |
| Arizona State    | -        | -         | -        | -           | -         | -        | -         |
| Northwestern     | 0        | 0         | 0        | .000        | 0         | 0        | 0         |
| Ohio State       | 0        | 0         | 0        | .000        | 0         | 0        | 0         |
| Wisconsin        | 5        | 14        | 1        | .357        | 66        | 0        | 19        |
| Penn State       | 1        | 6         | 1        | .167        | 5         | 0        | 5         |
| Illinois         | -        | -         | -        | -           | -         | -        | -         |
| Michigan         | 0        | 0         | 0        | .000        | 0         | 0        | 0         |
| Rutgers          | 0        | 0         | 0        | .000        | 0         | 0        | 0         |
| Maryland         | -        | -         | -        | -           | -         | -        | -         |
| Wake Forest      | -        | -         | -        | -           | -         | -        | -         |
| <b>Totals</b>    | <b>7</b> | <b>21</b> | <b>2</b> | <b>.333</b> | <b>74</b> | <b>0</b> | <b>19</b> |

### 2020

| PASSING       | COMP      | ATT       | INT      | PCT         | YDS        | TD       | LG        |
|---------------|-----------|-----------|----------|-------------|------------|----------|-----------|
| Rutgers       | 31        | 43        | 2        | .721        | 319        | 3        | 50        |
| Michigan      | 17        | 32        | 0        | .531        | 323        | 3        | 53        |
| <b>Totals</b> | <b>48</b> | <b>75</b> | <b>2</b> | <b>.640</b> | <b>642</b> | <b>6</b> | <b>53</b> |



# 2020 SPARTAN FOOTBALL GAME NOTES

## LOMBARDI'S GAME-BY-GAME STATISTICS (CONT'D)

2018

| RUSHING          | ATT       | YDS        | TD       | LG        |
|------------------|-----------|------------|----------|-----------|
| Utah State       |           | -DNP-      |          |           |
| Arizona State    | 0         | 0          | 0        | 0         |
| Indiana          |           | -DNP-      |          |           |
| Central Michigan | 2         | -7         | 0        | 4         |
| Northwestern     |           | -DNP-      |          |           |
| Penn State       |           | -DNP-      |          |           |
| Michigan         | 3         | -5         | 0        | 10        |
| Purdue           | 11        | 22         | 0        | 9         |
| Maryland         | 0         | 0          | 0        | 0         |
| Ohio State       | 3         | 49         | 0        | 47        |
| Nebraska         | 9         | 53         | 0        | 24        |
| Rutgers          | 10        | 18         | 0        | 13        |
| Oregon           |           | -DNP-      |          |           |
| <b>Totals</b>    | <b>38</b> | <b>130</b> | <b>0</b> | <b>47</b> |

2019

| RUSHING          | ATT      | YDS       | TD       | LG       |
|------------------|----------|-----------|----------|----------|
| Tulsa            | 2        | 2         | 0        | 2        |
| Western Michigan | 0        | 0         | 0        | 0        |
| Arizona State    |          | -DNP-     |          |          |
| Northwestern     | 0        | 0         | 0        | 0        |
| Indiana          |          | -DNP-     |          |          |
| Ohio State       | 0        | 0         | 0        | 0        |
| Wisconsin        | 2        | -5        | 0        | 3        |
| Penn State       | 0        | 0         | 0        | 0        |
| Illinois         |          | -DNP-     |          |          |
| Michigan         | 0        | 0         | 0        | 0        |
| Rutgers          | 0        | 0         | 0        | 0        |
| Maryland         |          | -DNP-     |          |          |
| Wake Forest      |          | -DNP-     |          |          |
| <b>Totals</b>    | <b>4</b> | <b>-3</b> | <b>0</b> | <b>3</b> |

2020

| RUSHING       | ATT       | YDS       | TD       | LG       |
|---------------|-----------|-----------|----------|----------|
| Rutgers       | 7         | -4        | 0        | 7        |
| Michigan      | 5         | 19        | 0        | 6        |
| <b>Totals</b> | <b>12</b> | <b>15</b> | <b>0</b> | <b>7</b> |



**CAREER NOTES:** Three-year letterwinner has 43 tackles (34 solo, 9 assists), one pass break-up and one blocked punt in 39 games of action . . . a standout special teams player, will also compete for increased playing time at cornerback . . . named a semi-finalist for the William V. Campbell Trophy . . . entered the year with a 3.61 grade-point average as a mechanical engineering major . . . two-time Academic All-Big Ten selection . . . named to the CoSIDA Academic All-District Team in 2019 . . . was named the program's Scholar-Athlete Award winner by MSU Student-Athlete Support Services for having the highest cumulative grade-point average on the team.

**2020 SEASON (SENIOR):** Has five tackles in two games, including two on special teams (one on kickoff coverage, one on punt return) . . . logged career-high four stops at Michigan, with one special teams tackle . . . tallied one tackle in season opener vs. Rutgers, on a punt return.

### LONG'S CAREER HIGHS

**Tackles:** 4, vs. Michigan (10/31/20)

**Pass Break-Up:** 1, vs. Western Michigan (9/7/19)

**Blocked Punt:** 1, vs. Tulsa (8/30/19)

### LONG'S STATISTICS

|               | G/GS        | UT        | AT       | TM        | TFL        | SACKS      | INT        | PBU      | FR       | FF       |
|---------------|-------------|-----------|----------|-----------|------------|------------|------------|----------|----------|----------|
| 2017          | 11/0        | 9         | 1        | 10        | 0-0        | 0-0        | 0-0        | 0        | 0        | 0        |
| 2018          | 13/0        | 8         | 4        | 12        | 0-0        | 0-0        | 0-0        | 0        | 0        | 0        |
| 2019          | 13/0        | 13        | 3        | 16        | 0-0        | 0-0        | 0-0        | 1        | 0        | 0        |
| 2020          | 2/0         | 4         | 1        | 5         | 0-0        | 0-0        | 0-0        | 0        | 0        | 0        |
| <b>Career</b> | <b>39/0</b> | <b>34</b> | <b>9</b> | <b>43</b> | <b>0-0</b> | <b>0-0</b> | <b>0-0</b> | <b>1</b> | <b>0</b> | <b>0</b> |

# 2020 SPARTAN FOOTBALL GAME NOTES



**85**

POS: WR  
YR: R-FR  
EXP: RS  
HT | WT: 5-11 | 200  
HOMETOWN: NAPERVILLE, ILL.  
HIGH SCHOOL: NAPERVILLE CENTRAL

**CADE McDONALD**

**CAREER NOTES:** Second-year walk-on provides depth at wide receiver . . . former high school teammates of current Spartans Jayden Reed and Payton Thorne at Naperville Central High School.

**2020 SEASON (REDSHIRT FRESHMAN):** Made Spartan debut at Michigan, snaring two catches on back-to-back plays for total of 15 yards, including picking up first down, on MSU's drive that ended with insurance touchdown in the fourth quarter.

## McDONALD'S CAREER HIGHS

Receptions: 2, vs. Michigan (10/31/20)

Receiving Yards: 15, vs. Michigan (10/31/20)

## McDONALD'S STATISTICS

| RECEIVING | G/GS | REC. | YDS. | AVG. | TD | LG | YPG  |
|-----------|------|------|------|------|----|----|------|
| 2020      | 1/0  | 2    | 15   | 7.5  | 0  | 8  | 15.0 |

## McDONALD'S GAME-BY-GAME STATISTICS

| 2020 | RECEIVING | NO. | YDS   | TD | LG |
|------|-----------|-----|-------|----|----|
|      | Rutgers   |     | -DNP- |    |    |
|      | Michigan  | 2   | 15    | 0  | 8  |
|      | Totals    | 2   | 15    | 0  | 8  |

**17**

POS: WR  
YR: SO  
EXP: 1L  
HT | WT: 6-2 | 192  
HOMETOWN: PONTIAC, MICH.  
HIGH SCHOOL: WEST BLOOMFIELD

**TRE MOSLEY**

**CAREER NOTES:** Second-year player looks to have an expanded role in the offense as a sophomore . . . has 22 career receptions for 227 yards (10.3 avg.) in seven career games, with two starts (one in 2019 and one in 2020) . . . 13-of-22 (.591) of career catches have gone for first down or TD.

**2020 SEASON (SOPHOMORE):** Is 1-of-1 (1.000) for catches going for first down or TD . . . did not play at Michigan due to an injury . . . made second start of career by starting season opener vs. Rutgers, snaring one catch for 11 yards that went for a first down.

## MOSLEY'S CAREER HIGHS

Receptions: 8, vs. Maryland (11/30/19)

Receiving Yards: 73, vs. Maryland (11/30/19)

Touchdown: 1, vs. Illinois (11/9/19)

## MOSLEY'S STATISTICS

| RECEIVING | G/GS | REC. | YDS. | AVG. | TD | LG | YPG  |
|-----------|------|------|------|------|----|----|------|
| 2019      | 6/1  | 21   | 216  | 10.3 | 1  | 23 | 36.0 |
| 2020      | 1/1  | 1    | 11   | 11.0 | 0  | 11 | 11.0 |
| Career    | 7/2  | 22   | 227  | 10.3 | 1  | 23 | 32.4 |

## MOSLEY'S GAME-BY-GAME STATISTICS

| 2019 | RECEIVING        | NO. | YDS   | TD | LG |
|------|------------------|-----|-------|----|----|
|      | Utah State       |     | -DNP- |    |    |
|      | Tulsa            |     | -DNP- |    |    |
|      | Western Michigan |     | -DNP- |    |    |
|      | Arizona State    |     | -DNP- |    |    |
|      | Northwestern     |     | -DNP- |    |    |
|      | Indiana          |     | -DNP- |    |    |
|      | Ohio State       |     | -DNP- |    |    |
|      | Wisconsin        |     | -DNP- |    |    |
|      | Penn State       | 4   | 37    | 0  | 14 |
|      | Illinois         | 3   | 32    | 1  | 18 |
|      | Michigan         | 0   | 0     | 0  | 0  |
|      | Rutgers          | 2   | 24    | 0  | 16 |
|      | Maryland         | 8   | 73    | 0  | 19 |
|      | Wake Forest      | 4   | 50    | 0  | 23 |
|      | Totals           | 21  | 216   | 1  | 23 |

| 2020 | RECEIVING | NO. | YDS           | TD | LG |
|------|-----------|-----|---------------|----|----|
|      | Rutgers   | 1   | 11            | 0  | 11 |
|      | Michigan  |     | -DNP-INJURED- |    |    |
|      | Totals    | 1   | 11            | 0  | 11 |



# 2020 SPARTAN FOOTBALL GAME NOTES



**CAREER NOTES:** Exciting playmaker has 31 catches for 396 yards and three TDs in 13 games (eight in 2018, four in 2019, two in 2020), making seven starts (one in 2018, four in 2019 and two in 2020) . . . also has 166 rushing yards and one TD on just 16 carries (10.4 avg.) . . . enters his third year with the program in 2020 . . . MSU has a 10-4 record when Nailor is in the lineup . . . high school teammate of fellow Michigan State redshirt sophomore offensive lineman Jacob Isaia.

**2020 SEASON (REDSHIRT SOPHOMORE):** Ranks sixth in the B1G and 26th in FBS in yards per reception (19.0), in addition to 10th in the conference and 45th in the country in receiving yards per game (76.0), and also 17th in league in receptions per game (4.0), along with 14th in league in all purpose yards per game (90.50) . . . has two of MSU's eight receptions, nine offensive plays and 11 total plays of 20+ yards, including longest play of 53-yards with reception at Michigan, adding 30-yard TD catch vs. Rutgers . . . all eight receptions (8-of-8/100 percent) have gone for either first down or TD . . . has eight catches for 152 yards (19.0 ypc/76.0 ypg) with one TD and long of 53 yards . . . adds two rushes for 11 yards (5.5 ypc) and two punt returns for 18 yards (9.0 ypr), for 181 all-purpose yards (90.5 ypg) . . . had two catches for 68 yards at Michigan, including 53-yard catch in the second quarter to set up the Spartans' second TD of the game, was new career-long, topping previous long of 48 yards vs. Purdue in 2018, and then kept drive going on next play with 8-yard run . . . added 3-yard run and 15-yard catch on back-to-back play in third quarter, as MSU kicked field goal . . . started season opener vs. Rutgers and hauled in a career-best six receptions for 84 yards, including a 30-yard touchdown in the third quarter, and also had two punt returns for 18 yards with a long of 17 yards.

## NAILOR'S CAREER HIGHS

**Receptions:** 6, vs. Rutgers (10/24/20)  
**Receiving Yards:** 84, vs. Rutgers (10/24/20)  
**Longest Reception:** 53, vs. Michigan (10/31/20)  
**Receiving TDs:** 1, three times, (last vs. Rutgers, 10/24/20)  
**Rushing Yards:** 79, vs. Indiana (9/22/18)  
**Rushing TDs:** 1, vs. Indiana (9/22/18)  
**All-Purpose Yards:** 96 vs. Wake Forest (12/27/19)  
**Kick Return Yards:** 51 vs. Tulsa (8/30/19)  
**Total TDs:** 2, vs. Indiana (9/22/18)

## NAILOR'S STATISTICS

| RECEIVING | G/GS | REC. | YDS. | AVG. | TD | LG | YPG  |
|-----------|------|------|------|------|----|----|------|
| 2018      | 8/1  | 8    | 138  | 17.3 | 2  | 48 | 17.3 |
| 2019      | 4/4  | 15   | 106  | 7.1  | 0  | 23 | 26.5 |
| 2020      | 2/2  | 8    | 152  | 19.0 | 1  | 53 | 76.0 |
| Career    | 14/7 | 31   | 396  | 12.8 | 3  | 53 | 28.3 |

| RUSHING | ATT | YDS. | AVG. | TD | LG | YPG  |
|---------|-----|------|------|----|----|------|
| 2018    | 9   | 128  | 14.2 | 1  | 75 | 16.0 |
| 2019    | 5   | 27   | 5.4  | 0  | 10 | 6.8  |
| 2020    | 2   | 11   | 5.5  | 0  | 8  | 5.5  |
| Career  | 16  | 166  | 10.4 | 1  | 75 | 11.9 |

## NAILOR'S GAME-BY-GAME STATISTICS

| 2018             |               |            |          |           |
|------------------|---------------|------------|----------|-----------|
| RECEIVING        | NO.           | YDS        | TD       | LG        |
| Utah State       | 1             | 14         | 0        | 14        |
| Arizona State    | 1             | 4          | 0        | 4         |
| Indiana          | 1             | 16         | 1        | 16        |
| Central Michigan | -DNP-INJURED- |            |          |           |
| Northwestern     | -DNP-INJURED- |            |          |           |
| Penn State       | -DNP-INJURED- |            |          |           |
| Michigan         | 0             | 0          | 0        | 0         |
| Purdue           | 3             | 70         | 1        | 48        |
| Maryland         | 1             | 8          | 0        | 8         |
| Ohio State       | -DNP-INJURED- |            |          |           |
| Nebraska         | -DNP-INJURED- |            |          |           |
| Rutgers          | 0             | 0          | 0        | 0         |
| Oregon           | 1             | 26         | 0        | 26        |
| <b>Totals</b>    | <b>8</b>      | <b>138</b> | <b>2</b> | <b>48</b> |

| RUSHING          | ATT           | YDS        | TD       | LG        |
|------------------|---------------|------------|----------|-----------|
| Utah State       | 0             | 0          | 0        | 0         |
| Arizona State    | 2             | 16         | 0        | 9         |
| Indiana          | 3             | 79         | 1        | 75        |
| Central Michigan | -DNP-INJURED- |            |          |           |
| Northwestern     | -DNP-INJURED- |            |          |           |
| Penn State       | -DNP-INJURED- |            |          |           |
| Michigan         | 0             | 0          | 0        | 0         |
| Purdue           | 2             | 24         | 0        | 15        |
| Maryland         | 1             | 6          | 0        | 6         |
| Ohio State       | -DNP-INJURED- |            |          |           |
| Nebraska         | -DNP-INJURED- |            |          |           |
| Rutgers          | 0             | 0          | 0        | 0         |
| Oregon           | 1             | 3          | 0        | 3         |
| <b>Totals</b>    | <b>9</b>      | <b>128</b> | <b>1</b> | <b>75</b> |

| ALL-PURPOSE      | RUSH          | REC        | PR        | KR       | TOT                  |
|------------------|---------------|------------|-----------|----------|----------------------|
| Utah State       | 0             | 14         | 0         | 0        | 14                   |
| Arizona State    | 16            | 4          | 0         | 0        | 20                   |
| Indiana          | 79            | 16         | 0         | 0        | 95                   |
| Central Michigan | -DNP-INJURED- |            |           |          |                      |
| Northwestern     | -DNP-INJURED- |            |           |          |                      |
| Penn State       | -DNP-INJURED- |            |           |          |                      |
| Michigan         | 0             | 0          | 0         | 0        | 0                    |
| Purdue           | 24            | 70         | 0         | 0        | 94                   |
| Maryland         | 6             | 8          | 0         | 0        | 14                   |
| Ohio State       | -DNP-INJURED- |            |           |          |                      |
| Nebraska         | -DNP-INJURED- |            |           |          |                      |
| Rutgers          | 0             | 0          | 0         | 0        | 0                    |
| Oregon           | 3             | 26         | 13        | 0        | 42                   |
| <b>Totals</b>    | <b>128</b>    | <b>138</b> | <b>13</b> | <b>0</b> | <b>279 /34.9 ypg</b> |



# 2020 SPARTAN FOOTBALL GAME NOTES



## NAILOR'S GAME-BY-GAME STATISTICS (CONT'D)

2019

| RECEIVING        | NO.           | YDS        | TD       | LG        |
|------------------|---------------|------------|----------|-----------|
| Tulsa            | 3             | 5          | 0        | 3         |
| Western Michigan | -DNP-INJURED- |            |          |           |
| Arizona State    | -DNP-INJURED- |            |          |           |
| Northwestern     | -DNP-INJURED- |            |          |           |
| Indiana          | -DNP-INJURED- |            |          |           |
| Ohio State       | -DNP-INJURED- |            |          |           |
| Wisconsin        | -DNP-INJURED- |            |          |           |
| Penn State       | -DNP-INJURED- |            |          |           |
| Illinois         | -DNP-INJURED- |            |          |           |
| Michigan         | -DNP-INJURED- |            |          |           |
| Rutgers          | 5             | 27         | 0        | 8         |
| Maryland         | 2             | 14         | 0        | 10        |
| Wake Forest      | 5             | 60         | 0        | 23        |
| <b>Totals</b>    | <b>15</b>     | <b>106</b> | <b>0</b> | <b>23</b> |

| RUSHING          | ATT           | YDS       | TD       | LG        |
|------------------|---------------|-----------|----------|-----------|
| Tulsa            | 0             | 0         | 0        | 0         |
| Western Michigan | -DNP-INJURED- |           |          |           |
| Arizona State    | -DNP-INJURED- |           |          |           |
| Northwestern     | -DNP-INJURED- |           |          |           |
| Indiana          | -DNP-INJURED- |           |          |           |
| Ohio State       | -DNP-INJURED- |           |          |           |
| Wisconsin        | -DNP-INJURED- |           |          |           |
| Penn State       | -DNP-INJURED- |           |          |           |
| Illinois         | -DNP-INJURED- |           |          |           |
| Michigan         | -DNP-INJURED- |           |          |           |
| Rutgers          | 2             | 11        | 0        | 9         |
| Maryland         | 2             | 6         | 0        | 3         |
| Wake Forest      | 1             | 10        | 0        | 10        |
| <b>Totals</b>    | <b>5</b>      | <b>27</b> | <b>0</b> | <b>10</b> |

| ALL-PURPOSE      | RUSH          | REC        | PR        | KR        | TOT                   |
|------------------|---------------|------------|-----------|-----------|-----------------------|
| Tulsa            | 0             | 5          | 17        | 51        | 73                    |
| Western Michigan | -DNP-INJURED- |            |           |           |                       |
| Arizona State    | -DNP-INJURED- |            |           |           |                       |
| Northwestern     | -DNP-INJURED- |            |           |           |                       |
| Indiana          | -DNP-INJURED- |            |           |           |                       |
| Ohio State       | -DNP-INJURED- |            |           |           |                       |
| Wisconsin        | -DNP-INJURED- |            |           |           |                       |
| Penn State       | -DNP-INJURED- |            |           |           |                       |
| Illinois         | -DNP-INJURED- |            |           |           |                       |
| Michigan         | -DNP-INJURED- |            |           |           |                       |
| Rutgers          | 11            | 27         | 0         | 0         | 38                    |
| Maryland         | 6             | 14         | 0         | 0         | 20                    |
| Wake Forest      | 10            | 60         | 0         | 26        | 96                    |
| <b>Totals</b>    | <b>27</b>     | <b>106</b> | <b>17</b> | <b>77</b> | <b>227 / 56.8 ypg</b> |

2020

| RECEIVING     | NO.      | YDS        | TD       | LG        |
|---------------|----------|------------|----------|-----------|
| Rutgers       | 6        | 84         | 1        | 30        |
| Michigan      | 2        | 68         | 0        | 53        |
| <b>Totals</b> | <b>8</b> | <b>152</b> | <b>1</b> | <b>53</b> |

| RUSHING       | ATT      | YDS       | TD       | LG       |
|---------------|----------|-----------|----------|----------|
| Rutgers       | 0        | 0         | 0        | 0        |
| Michigan      | 2        | 11        | 0        | 8        |
| <b>Totals</b> | <b>2</b> | <b>11</b> | <b>0</b> | <b>8</b> |

| ALL-PURPOSE   | RUSH      | REC        | PR        | KR       | TOT                   |
|---------------|-----------|------------|-----------|----------|-----------------------|
| Rutgers       | 0         | 84         | 18        | 0        | 102                   |
| Michigan      | 11        | 68         | 0         | 0        | 79                    |
| <b>Totals</b> | <b>11</b> | <b>152</b> | <b>18</b> | <b>0</b> | <b>181 / 90.5 ypg</b> |



# 2020 SPARTAN FOOTBALL GAME NOTES



**CAREER NOTES:** Three-year letterwinner and two-year starting defensive end has played in 40 career games, including 26 starts . . . has started 25 consecutive games . . . the 40 games played ranks second-most on defense and tied for second-most overall among active players . . . is among the team's active leader in tackles for loss (second with 20.0 for 95 yards) and sacks (first with 8.0 for 52 yards) . . . also has 90 tackles, four forced fumbles, two pass break-ups and one blocked kick . . . was a 2020 preseason All-Big Ten selection by Athlon Sports (third team) and Phil Steele (third team) . . . his older brother, Mike, was a four-year letterwinner as a defensive tackle for the Spartans (2016-19) and is on the Carolina Panthers' practice squad.

**2020 SEASON (SENIOR):** Has 10 total tackles, with 1.5 tackles for loss (5 yards) and one QB hurry . . . started at Michigan and registered tackle for loss on game's first defensive play from scrimmage, adding three other stops to finish with four tackles . . . started season-opener vs. Rutgers and notched six stops, adding 0.5 tackle for loss and one QB hurry.

## J. PANASIUK'S CAREER HIGHS

**Tackles:** 8, vs. Michigan (10/20/18)

**Tackles For Loss:** 3, vs. Tulsa (8/30/19)

**Sacks:** 1, seven times (last vs. Maryland, 11/30/19)

**Blocked Kick/PAT:** 1 (PAT), vs. Maryland (11/30/19)

**Forced Fumble:** 2, vs. Tulsa (8/30/19)

## J. PANASIUK'S STATISTICS

|        | G/GS  | UT | AT | TM | TFL     | SACKS  | INT | PBU | FR  | FF |
|--------|-------|----|----|----|---------|--------|-----|-----|-----|----|
| 2017   | 13/0  | 7  | 8  | 15 | 3.0-12  | 1.0-4  | 0-0 | 0   | 0-0 | 0  |
| 2018   | 12/11 | 12 | 19 | 31 | 4.5-20  | 2.0-16 | 0-0 | 1   | 0-0 | 1  |
| 2019   | 13/13 | 20 | 14 | 34 | 11.0-58 | 5.0-32 | 0-0 | 1   | 0-0 | 3  |
| 2020   | 2/2   | 4  | 6  | 10 | 1.5-5   | 0-0    | 0-0 | 0   | 0-0 | 0  |
| Career | 40/26 | 43 | 47 | 90 | 20.0-95 | 8.0-52 | 0-0 | 2   | 0-0 | 4  |

## J. PANASIUK'S GAME-BY-GAME STATISTICS

### 2017

| DEFENSE          | UT       | AT       | TM        | TFL           | SACKS        | INT        | PBU      | FR         | FF       |
|------------------|----------|----------|-----------|---------------|--------------|------------|----------|------------|----------|
| Bowling Green    | 1        | 2        | 3         | 0-0           | 0-0          | 0-0        | 0        | 0-0        | 0        |
| Western Michigan | 2        | 0        | 2         | 1.0-7         | 0-0          | 0-0        | 0        | 0-0        | 0        |
| Notre Dame       | 0        | 0        | 0         | 0-0           | 0-0          | 0-0        | 0        | 0-0        | 0        |
| Iowa             | 0        | 0        | 0         | 0-0           | 0-0          | 0-0        | 0        | 0-0        | 0        |
| Michigan         | 1        | 0        | 1         | 0-0           | 0-0          | 0-0        | 0        | 0-0        | 0        |
| Minnesota        | 0        | 0        | 0         | 0-0           | 0-0          | 0-0        | 0        | 0-0        | 0        |
| Indiana          | 1        | 4        | 5         | 1.0-4         | 1.0-4        | 0-0        | 0        | 0-0        | 0        |
| Northwestern     | 1        | 1        | 2         | 1.0-1         | 0-0          | 0-0        | 0        | 0-0        | 0        |
| Penn State       | 0        | 0        | 0         | 0-0           | 0-0          | 0-0        | 0        | 0-0        | 0        |
| Ohio State       | 1        | 0        | 1         | 0-0           | 0-0          | 0-0        | 0        | 0-0        | 0        |
| Maryland         | 0        | 0        | 0         | 0-0           | 0-0          | 0-0        | 0        | 0-0        | 0        |
| Rutgers          | 0        | 1        | 1         | 0-0           | 0-0          | 0-0        | 0        | 0-0        | 0        |
| Washington State | 0        | 0        | 0         | 0-0           | 0-0          | 0-0        | 0        | 0-0        | 0        |
| <b>Totals</b>    | <b>7</b> | <b>8</b> | <b>15</b> | <b>3.0-12</b> | <b>1.0-4</b> | <b>0-0</b> | <b>0</b> | <b>0-0</b> | <b>0</b> |

### 2018

| DEFENSE          | UT        | AT        | TM        | TFL           | SACKS         | INT        | PBU      | FR         | FF       |
|------------------|-----------|-----------|-----------|---------------|---------------|------------|----------|------------|----------|
| Utah State       | 0         | 2         | 2         | 0-0           | 0-0           | 0-0        | 0        | 0-0        | 0        |
| Arizona State    |           |           |           | -DNP-INJURED- |               |            |          |            |          |
| Indiana          | 0         | 0         | 0         | 0-0           | 0-0           | 0-0        | 0        | 0-0        | 0        |
| Central Michigan | 0         | 2         | 2         | 1.0-1         | 0-0           | 0-0        | 0        | 0-0        | 0        |
| Northwestern     | 0         | 2         | 2         | 0.5-6         | 0.5-6         | 0-0        | 1        | 0-0        | 0        |
| Penn State       | 1         | 1         | 2         | 0-0           | 0-0           | 0-0        | 0        | 0-0        | 0        |
| Michigan         | 3         | 5         | 8         | 0-0           | 0-0           | 0-0        | 0        | 0-0        | 0        |
| Purdue           | 1         | 2         | 3         | 0-0           | 0-0           | 0-0        | 0        | 0-0        | 0        |
| Maryland         | 0         | 1         | 1         | 0.5-1         | 0-0           | 0-0        | 0        | 0-0        | 0        |
| Ohio State       | 0         | 1         | 1         | 0-0           | 0-0           | 0-0        | 0        | 0-0        | 0        |
| Nebraska         | 2         | 0         | 2         | 1.0-6         | 1.0-6         | 0-0        | 0        | 0-0        | 1        |
| Rutgers          | 2         | 2         | 4         | 0-0           | 0-0           | 0-0        | 0        | 0-0        | 0        |
| Oregon           | 3         | 1         | 4         | 1.5-6         | 0.5-4         | 0-0        | 0        | 0-0        | 0        |
| <b>Totals</b>    | <b>12</b> | <b>19</b> | <b>31</b> | <b>4.5-20</b> | <b>2.0-16</b> | <b>0-0</b> | <b>1</b> | <b>0-0</b> | <b>1</b> |

### 2019

| DEFENSE          | UT        | AT        | TM        | TFL            | SACKS         | INT        | PBU      | FR         | FF       |
|------------------|-----------|-----------|-----------|----------------|---------------|------------|----------|------------|----------|
| Tulsa            | 4         | 1         | 5         | 3.0-18         | 1.0-8         | 0-0        | 0        | 0-0        | 2        |
| Western Michigan | 1         | 1         | 2         | 0-0            | 0-0           | 0-0        | 0        | 0-0        | 0        |
| Arizona State    | 1         | 0         | 1         | 1.0-5          | 1.0-5         | 0-0        | 0        | 0-0        | 0        |
| Northwestern     | 1         | 0         | 1         | 0-0            | 0-0           | 0-0        | 0        | 0-0        | 0        |
| Indiana          | 1         | 2         | 3         | 1.0-2          | 0-0           | 0-0        | 0        | 0-0        | 0        |
| Ohio State       | 0         | 3         | 3         | 0-0            | 0-0           | 0-0        | 0        | 0-0        | 0        |
| Wisconsin        | 4         | 1         | 5         | 1.0-7          | 1.0-7         | 0-0        | 0        | 0-0        | 1        |
| Penn State       | 1         | 1         | 2         | 0-0            | 0-0           | 0-0        | 0        | 0-0        | 0        |
| Illinois         | 1         | 2         | 3         | 0.5-4          | 0-0           | 0-0        | 0        | 0-0        | 0        |
| Michigan         | 0         | 0         | 0         | 0-0            | 0-0           | 0-0        | 0        | 0-0        | 0        |
| Rutgers          | 2         | 1         | 3         | 2.0-7          | 1.0-5         | 0-0        | 0        | 0-0        | 0        |
| Maryland         | 2         | 2         | 4         | 2.5-15         | 1.0-5         | 0-0        | 0        | 0-0        | 0        |
| Wake Forest      | 2         | 0         | 2         | 0-0            | 0-0           | 0-0        | 1        | 0-0        | 0        |
| <b>Totals</b>    | <b>20</b> | <b>14</b> | <b>34</b> | <b>11.0-58</b> | <b>5.0-32</b> | <b>0-0</b> | <b>1</b> | <b>0-0</b> | <b>3</b> |

### 2020

| DEFENSE       | UT       | AT       | TM        | TFL          | SACKS      | INT        | PBU      | FR         | FF       |
|---------------|----------|----------|-----------|--------------|------------|------------|----------|------------|----------|
| Rutgers       | 1        | 5        | 6         | 0.5-0        | 0-0        | 0-0        | 0        | 0-0        | 0        |
| Michigan      | 3        | 1        | 4         | 1.0-5        | 0-0        | 0-0        | 0        | 0-0        | 0        |
| <b>Totals</b> | <b>4</b> | <b>6</b> | <b>10</b> | <b>1.5-5</b> | <b>0-0</b> | <b>0-0</b> | <b>0</b> | <b>0-0</b> | <b>0</b> |

# 2020 SPARTAN FOOTBALL GAME NOTES





**40**

POS: LS  
YR: SO  
EXP: 1L  
HT | WT: 6-1 | 240  
HOMETOWN: WESTERVILLE, OHIO  
HIGH SCHOOL: WESTERVILLE SOUTH

**JUDE PEDROZO**



**CAREER NOTES:** Second-year player returns after starting at long snapper as a true freshman in 2019.

**2020 SEASON (SOPHOMORE):** Was long snapper at Michigan, aiding on two career-longs, with Matt Coghlin's career-long 51-yard field goal and Bryce Baringer's career-long 78-yard punt, ending snapping on three field goals, three PATs and five punts . . . was long snapper in season opener vs. Rutgers, snapping on three PATs, two field goals and two punts, and also logged first career tackle on a punt return.



**24**

POS: S  
YR: SR  
EXP: 3L  
HT | WT: 5-11 | 170  
HOMETOWN: ATLANTA, GA.  
HIGH SCHOOL: WESTLAKE

**TRE PERSON**



**CAREER NOTES:** Three-year letterwinner has 47 tackles, with 2.0 sacks, 2.0 tackles for loss, along with six pass break-ups and one forced fumble in 30 career games, including six starts (four at cornerback in 2018 and two at safety in 2020).

**2020 SEASON (SENIOR):** Leads MSU defensive backs and third on defense overall with 15 total tackles (14 solo, 1 assist), leading defense in solo stops, while ranking second in B1G in solo tackles and ranking tied for 21st in league in both total tackles (15) and tackles per game (7.5) . . . the 15 tackles is already more than all of last season's total, and only three shy of career-high 18 tackles in 2018 . . . adds one sack (10 yards) and one pass break-up . . . started at Michigan and notched career-high nine tackles (eight solo, one assist), topping previous high of eight vs. Purdue (10/27/18) . . . started season opener at safety vs. Rutgers and tallied six stops with one sack and one tackle for loss, along with one pass break-up.

## PERSON'S CAREER HIGHS

Tackles: 9, vs Michigan (10/31/20)

Tackles For Loss: 1, twice (last vs. Rutgers, 10/24/20)

Sacks: 1, twice (last vs. Rutgers, 10/24/20)

Pass Break-Up: 1, six times (last vs. Rutgers, 10/24/20)

## PERSON'S STATISTICS

|        | G/GS | UT | AT | TM | TFL    | SACKS  | INT | PBU | FR | FF |
|--------|------|----|----|----|--------|--------|-----|-----|----|----|
| 2017   | 6/0  | 0  | 4  | 4  | 0-0    | 0-0    | 0-0 | 0   | 0  | 0  |
| 2018   | 10/4 | 12 | 6  | 18 | 1.0-9  | 1.0-9  | 0-0 | 2   | 0  | 1  |
| 2019   | 12/0 | 8  | 2  | 10 | 0-0    | 0-0    | 0-0 | 3   | 0  | 0  |
| 2020   | 2/2  | 14 | 1  | 15 | 1.0-10 | 1.0-10 | 0-0 | 1   | 0  | 0  |
| Career | 30/6 | 34 | 13 | 47 | 2.0-19 | 2.0-19 | 0-0 | 6   | 0  | 1  |

## PERSON'S GAME-BY-GAME STATISTICS

| 2020     | UT | AT | TM | TFL    | SACKS  | INT | PBU | FR  | FF |
|----------|----|----|----|--------|--------|-----|-----|-----|----|
| DEFENSE  |    |    |    |        |        |     |     |     |    |
| Rutgers  | 6  | 0  | 6  | 1.0-10 | 1.0-10 | 0-0 | 1   | 0-0 | 0  |
| Michigan | 8  | 1  | 9  | 0-0    | 0-0    | 0-0 | 0   | 0-0 | 0  |
| Totals   | 14 | 1  | 15 | 1.0-10 | 1.0-10 | 0-0 | 1   | 0-0 | 0  |



# 2020 SPARTAN FOOTBALL GAME NOTES



**POS:** WR  
**YR:** R-SO  
**EXP:** SQ  
**HT | WT:** 6-0 | 185  
**HOMETOWN:** NAPERVILLE, ILL.  
**HIGH SCHOOL:** NAPERVILLE CENTRAL  
**PREV SCHOOL:** WESTERN MICHIGAN





**JAYDEN REED**

**CAREER NOTES:** Redshirt sophomore transfer is making an impact on offense and special teams . . . preseason All-Big Ten selection by Phil Steele (third team) . . . transferred from Western Michigan and sat out the entire 2019 season due to NCAA rules, but still practiced with the Spartans . . . named FWAA Freshman All-American at Western Michigan in 2018 . . . earned second-team All-Mid-American Conference honors from Pro Football Focus . . . high school teammates with current Spartans Cade McDonald and Payton Thorne at Naperville Central.

**2020 SEASON (REDSHIRT SOPHOMORE):** Leads MSU and ranks seventh in B1G and 49th in FBS in all-purpose yards per game (117.5), as well as tied for sixth in the league and tied for 29th in the nation in receptions per game (6.0), and tied for sixth in total receptions (12), and also ranks tied for fourth in receiving TDs (2), along with 11th in receiving yards per game (73.0 ypg), and 24th in yards per catch (12.2) . . . additionally ranks seventh in B1G in kickoff returns (16.8 ypr), tied for 23rd in points responsible for per game (6.0) . . . has 235 all-purpose yards on 146 receiving, 84 kick return and 5 rushing . . . leads MSU with 12 receptions and is third with 146 yards (12.2 ypc/73.0 ypg) with team-lead tying two TDs . . . 6-of-12 (.500) of catches have gone for first down or touchdown, including four on third down and one on fourth down (one TD) . . . adds four rushes for 5 yards and five kick returns for 84 yards (16.8 ypr) . . . had just one catch at Michigan, but it went for 18 yards and a first down on third down, keeping Spartan drive going that led to insurance TD in fourth quarter . . . also had two rushes for 13 yards, including 7-yard scamper on first play of MSU's first TD drive in opening quarter . . . had 19-yard kick return, setting up MSU drive for go-ahead field goal in third quarter . . . in first game wearing the Green and White, had 11 catches for 128 yards and two scores, becoming the first Spartan to record 100 yards receiving in his debut . . . snared a 50-yard scoring pass play from quarterback Rocky Lombardi to cap and 86-yard scoring drive, that was MSU's longest scoring drive since 2018 (vs. Purdue, 10/27/18), and the 50-yard scoring play was the Spartans' longest scoring play since Connor Heyward's 80-yard run in 2018 at Maryland (11/3/18) . . . the 11 receptions were a career-high, while the 128 total yards and the 50-yard reception were both the second-best of career including one season at Western Michigan, bettering previous high of seven catches done three times (vs. Syracuse, at Georgia State and at Miami (OH)), while behind 137 yards at Miami (OH) and 62-yard reception vs. Toledo.

## REED'S MSU CAREER HIGHS

Receptions: 11, vs. Rutgers (10/24/20)

Receiving Yards: 128, vs. Rutgers (10/24/20)

Receiving TDs: 2, vs. Rutgers (10/24/20)

Kick Return Yards: 65, vs. Rutgers (10/24/20)

All-Purpose Yards: 185, vs. Rutgers (10/24/20)

## REED'S STATISTICS

| RECEIVING | G/GS  | REC. | YDS. | AVG. | TD | LG | YPG  |
|-----------|-------|------|------|------|----|----|------|
| 2018 #    | 13/12 | 56   | 797  | 14.2 | 8  | 62 | 61.3 |
| 2020      | 2/2   | 12   | 146  | 12.2 | 2  | 50 | 73.0 |
| Career    | 15/14 | 68   | 943  | 13.9 | 10 | 62 | 62.9 |

| PUNT RETURNS | ATT | YDS. | AVG. | TD | LG |
|--------------|-----|------|------|----|----|
| 2018 #       | 12  | 215  | 17.9 | 1  | 93 |
| 2020         | 0   | 0    | 0.0  | 0  | 0  |
| Career       | 12  | 215  | 17.9 | 1  | 93 |

| KICKOFF RETURNS | ATT | YDS. | AVG. | TD | LG |
|-----------------|-----|------|------|----|----|
| 2018 #          | 9   | 116  | 12.9 | 0  | 25 |
| 2020            | 5   | 84   | 16.8 | 0  | 29 |
| Career          | 14  | 200  | 14.3 | 0  | 29 |

| ALL PURPOSE | RUSH | REC | PR  | KR  | TOTAL | YPG   |
|-------------|------|-----|-----|-----|-------|-------|
| 2018 #      | -9   | 797 | 215 | 116 | 1,119 | 93.3  |
| 2020        | 5    | 146 | 0   | 84  | 235   | 117.5 |
| Career      | -4   | 943 | 215 | 200 | 1,354 | 90.3  |

# = at Western Michigan

## REED'S GAME-BY-GAME STATISTICS

| 2018 #            |     |     |    |    |
|-------------------|-----|-----|----|----|
| RECEIVING         | NO. | YDS | TD | LG |
| Syracuse          | 7   | 121 | 1  | 37 |
| Michigan          | 2   | 17  | 0  | 10 |
| Delaware State    | 3   | 21  | 0  | 21 |
| Georgia State     | 7   | 101 | 1  | 40 |
| Miami (OH)        | 7   | 137 | 4  | 33 |
| Eastern Michigan  | 6   | 69  | 0  | 23 |
| Bowling Green     | 5   | 72  | 0  | 40 |
| Central Michigan  | 1   | 13  | 0  | 13 |
| Toledo            | 6   | 103 | 2  | 62 |
| Ohio              | 2   | 13  | 0  | 8  |
| Ball State        | 4   | 45  | 0  | 14 |
| Northern Illinois | 6   | 85  | 0  | 39 |
| BYU               | 0   | 0   | 0  | 0  |
| Totals            | 56  | 797 | 8  | 62 |

| RUSHING           | ATT | YDS | TD | LG |
|-------------------|-----|-----|----|----|
| Syracuse          | 0   | 0   | 0  | 0  |
| Michigan          | 0   | 0   | 0  | 0  |
| Delaware State    | 0   | 0   | 0  | 0  |
| Georgia State     | 0   | 0   | 0  | 0  |
| Miami (OH)        | 0   | 0   | 0  | 0  |
| Eastern Michigan  | 0   | 0   | 0  | 0  |
| Bowling Green     | 0   | 0   | 0  | 0  |
| Central Michigan  | 0   | 0   | 0  | 0  |
| Toledo            | 0   | 0   | 0  | 0  |
| Ohio              | 0   | 0   | 0  | 0  |
| Ball State        | 0   | 0   | 0  | 0  |
| Northern Illinois | 1   | -9  | 0  | 0  |
| BYU               | 0   | 0   | 0  | 0  |
| Totals            | 1   | -9  | 0  | 0  |

| ALL-PURPOSE       | RUSH | REC | PR  | KR  | TOT              |
|-------------------|------|-----|-----|-----|------------------|
| Syracuse          | 0    | 121 | 0   | 0   | 121              |
| Michigan          | 0    | 17  | 9   | 0   | 26               |
| Delaware State    | 0    | 21  | 146 | 0   | 167              |
| Georgia State     | 0    | 101 | 0   | 0   | 101              |
| Miami (OH)        | 0    | 137 | 34  | 0   | 171              |
| Eastern Michigan  | 0    | 69  | -2  | 3   | 70               |
| Bowling Green     | 0    | 72  | 7   | 0   | 79               |
| Central Michigan  | 0    | 13  | 19  | 0   | 32               |
| Toledo            | 0    | 103 | 0   | 40  | 143              |
| Ohio              | 0    | 13  | 0   | 49  | 62               |
| Ball State        | 0    | 45  | 2   | 24  | 71               |
| Northern Illinois | -9   | 85  | 0   | 0   | 76               |
| BYU               | 0    | 0   | 0   | 0   | 0                |
| Totals            | -9   | 797 | 215 | 116 | 1,119 / 93.3 ypg |



# 2020 SPARTAN FOOTBALL GAME NOTES



## REED'S GAME-BY-GAME STATISTICS (CONT'D)

2020

| RECEIVING | NO. | YDS | TD | LG |
|-----------|-----|-----|----|----|
| Rutgers   | 11  | 128 | 2  | 50 |
| Michigan  | 1   | 18  | 0  | 18 |
| Totals    | 12  | 146 | 2  | 50 |

| RUSHING  | ATT | YDS | TD | LG |
|----------|-----|-----|----|----|
| Rutgers  | 1   | -8  | 0  | 0  |
| Michigan | 3   | 13  | 0  | 7  |
| Totals   | 4   | 5   | 0  | 7  |

| ALL-PURPOSE | RUSH | REC | PR | KR | TOT             |
|-------------|------|-----|----|----|-----------------|
| Rutgers     | -8   | 128 | 0  | 65 | 185             |
| Michigan    | 13   | 18  | 0  | 19 | 50              |
| Totals      | 5    | 146 | 0  | 84 | 235 / 117.5 ypg |



**59**  
 POS: OL  
 YR: SO  
 EXP: 1L  
 HT | WT: 6-4 | 300  
 HOMETOWN: MENTOR, OHIO  
 HIGH SCHOOL: MENTOR  
**NICK SAMAC**

**CAREER NOTES:** Second-year offensive lineman looks to see an increased role after starting four games as a true freshman in 2019 . . . has played in nine games, including five starts (five at center; four in 2019, one in 2020).

**2020 SEASON (SOPHOMORE):** Has played in both games, starting one (at Michigan) . . . started at center in Michigan game in place of injured starter Matt Allen, playing all 75 snaps, and had key block on Connor Heyward's screen pass for TD in the fourth quarter for MSU's insurance score . . . played four snaps vs. Rutgers.



# 2020 SPARTAN FOOTBALL GAME NOTES



**CAREER NOTES:** Three-year letterwinner has 178 career tackles, most of any active Spartan in the 2020 season . . . has played in 41 career games, including 15 starts at linebacker (13 in 2019, two in 2020) . . . the 41 games is also tied for the most among active Spartans . . . also has 20.5 tackles for loss, 3.5 sacks, five pass break-ups, two interceptions, two fumble recoveries and one forced fumble . . . has cracked MSU's career tackles for loss list, now tied for No. 45 (20.5) . . . named to the watch list for the Bednarik Award, which is given annually to the nation's top college defensive player . . . named to the Lott IMPACT Trophy Watch List . . . preseason All-Big Ten selection by Phil Steele (first team) and Athlon Sports (second team).

**2020 SEASON (SENIOR):** Ranks third in B1G and tied for eighth in FBS in tackles per game (11.0), as well as third in the conference in total tackles (22) . . . also tied for third in league in assists (12) and tied for 10th in solo stops (10) . . . also tied for fourth in B1G and tied for 13th in FBS in TFL/game (1.75), along with third in the B1G in tackles for loss (3.5), while tied for 27th in league in TFL yards (8) . . . leads MSU defense with 22 total tackles (10 solo, 12 assists), with 3.5 tackles for loss (8 yards), along with two pass break-ups, one fumble recovery and one QB hurry . . . playing in his hometown and across the street from high school of Ann Arbor Pioneer, notched career-high tying 11 tackles at Michigan, matching career-high set previous week vs. Rutgers, finishing with six solo stops, five assists, along with 0.5 tackle for loss and career-best two pass break-ups, one coming in the end zone on third down late in second quarter, thwarting a UM TD and forcing a field goal, while other came in third quarter . . . started season opener vs. Rutgers and led the Spartans with career highs in both tackles (11) and tackles for loss (3 for 8 yards) . . . also had a fumble recovery and one quarterback hurry, with the fumble recovery setting up MSU's second TD of the day, on ensuing play.

## A. SIMMONS' CAREER HIGHS

**Tackles:** 11, twice (last vs. Michigan, 10/31/20)

**Tackles For Loss:** 3.0, vs. Rutgers (10/24/20)

**Sacks:** 1.0, three times (last vs. Michigan, 11/16/19)

**Interceptions:** 1, twice (last vs. Tulsa, 8/30/19)

**Forced Fumble:** 1, vs. Maryland (11/30/19)

**Fumble Recovery:** 1, twice (last vs. Rutgers, 10/24/20)

**Pass Break-Ups:** 2, vs. Michigan (10/31/20)

## A. SIMMONS' STATISTICS

|        | G/GS  | UT | AT | TM  | TFL     | SACKS  | INT  | PBU | FR  | FF |
|--------|-------|----|----|-----|---------|--------|------|-----|-----|----|
| 2017   | 13/0  | 20 | 14 | 34  | 1.5-1   | 0-0    | 0-0  | 0   | 0   | 0  |
| 2018   | 13/0  | 10 | 22 | 32  | 0.5-2   | 0-0    | 1-4  | 0   | 0   | 0  |
| 2019   | 13/13 | 44 | 46 | 90  | 15.0-57 | 3.5-24 | 1-13 | 3   | 1-0 | 1  |
| 2020   | 2/2   | 10 | 12 | 22  | 3.5-8   | 0-0    | 0-0  | 2   | 1-0 | 0  |
| Career | 41/15 | 84 | 94 | 178 | 20.5-68 | 3.5-24 | 2-17 | 5   | 2-0 | 1  |

## A. SIMMONS' GAME-BY-GAME STATISTICS

### 2017

| DEFENSE          | UT        | AT        | TM        | TFL          | SACKS      | INT        | PBU      | FR       | FF       |
|------------------|-----------|-----------|-----------|--------------|------------|------------|----------|----------|----------|
| Bowling Green    | 2         | 1         | 3         | 0-0          | 0-0        | 0-0        | 0        | 0        | 0        |
| Western Michigan | 1         | 0         | 1         | 0-0          | 0-0        | 0-0        | 0        | 0        | 0        |
| Notre Dame       | 2         | 3         | 5         | 0-0          | 0-0        | 0-0        | 0        | 0        | 0        |
| Iowa             | 2         | 1         | 3         | 0-0          | 0-0        | 0-0        | 0        | 0        | 0        |
| Michigan         | 1         | 1         | 2         | 0-0          | 0-0        | 0-0        | 0        | 0        | 0        |
| Minnesota        | 1         | 0         | 1         | 0-0          | 0-0        | 0-0        | 0        | 0        | 0        |
| Indiana          | 0         | 0         | 0         | 0-0          | 0-0        | 0-0        | 0        | 0        | 0        |
| Northwestern     | 2         | 0         | 2         | 0-0          | 0-0        | 0-0        | 0        | 0        | 0        |
| Penn State       | 1         | 0         | 1         | 0-0          | 0-0        | 0-0        | 0        | 0        | 0        |
| Ohio State       | 3         | 4         | 7         | 0-0          | 0-0        | 0-0        | 0        | 0        | 0        |
| Maryland         | 2         | 2         | 4         | 1.0-1        | 0-0        | 0-0        | 0        | 0        | 0        |
| Rutgers          | 0         | 2         | 2         | 0.5-0        | 0-0        | 0-0        | 0        | 0        | 0        |
| Washington State | 3         | 0         | 3         | 0-0          | 0-0        | 0-0        | 0        | 0        | 0        |
| <b>Totals</b>    | <b>20</b> | <b>14</b> | <b>34</b> | <b>1.5-1</b> | <b>0-0</b> | <b>0-0</b> | <b>0</b> | <b>0</b> | <b>0</b> |

### 2018

| DEFENSE          | UT        | AT        | TM        | TFL          | SACKS      | INT        | PBU      | FR       | FF       |
|------------------|-----------|-----------|-----------|--------------|------------|------------|----------|----------|----------|
| Utah State       | 2         | 5         | 7         | 0-0          | 0-0        | 0-0        | 0        | 0        | 0        |
| Arizona State    | 1         | 0         | 1         | 0-0          | 0-0        | 0-0        | 0        | 0        | 0        |
| Indiana          | 0         | 1         | 1         | 0-0          | 0-0        | 1-4        | 0        | 0        | 0        |
| Central Michigan | 1         | 3         | 4         | 0-0          | 0-0        | 0-0        | 0        | 0        | 0        |
| Northwestern     | 1         | 2         | 3         | 0.5-2        | 0-0        | 0-0        | 0        | 0        | 0        |
| Penn State       | 0         | 2         | 2         | 0-0          | 0-0        | 0-0        | 0        | 0        | 0        |
| Michigan         | 0         | 0         | 0         | 0-0          | 0-0        | 0-0        | 0        | 0        | 0        |
| Purdue           | 0         | 3         | 3         | 0-0          | 0-0        | 0-0        | 0        | 0        | 0        |
| Maryland         | 0         | 1         | 1         | 0-0          | 0-0        | 0-0        | 0        | 0        | 0        |
| Ohio State       | 0         | 1         | 1         | 0-0          | 0-0        | 0-0        | 0        | 0        | 0        |
| Nebraska         | 0         | 1         | 1         | 0-0          | 0-0        | 0-0        | 0        | 0        | 0        |
| Rutgers          | 2         | 3         | 5         | 0-0          | 0-0        | 0-0        | 0        | 0        | 0        |
| Oregon           | 3         | 0         | 3         | 0-0          | 0-0        | 0-0        | 0        | 0        | 0        |
| <b>Totals</b>    | <b>10</b> | <b>22</b> | <b>32</b> | <b>0.5-2</b> | <b>0-0</b> | <b>1-4</b> | <b>0</b> | <b>0</b> | <b>0</b> |

### 2019

| DEFENSE          | UT        | AT        | TM        | TFL            | SACKS         | INT         | PBU      | FR         | FF       |
|------------------|-----------|-----------|-----------|----------------|---------------|-------------|----------|------------|----------|
| Tulsa            | 2         | 4         | 6         | 2.5-12         | 1.0-5         | 1-13        | 0        | 0          | 0        |
| Western Michigan | 2         | 1         | 3         | 0-0            | 0-0           | 0-0         | 1        | 0          | 0        |
| Arizona State    | 1         | 8         | 9         | 1.5-2          | 0.5-1         | 0-0         | 1        | 0          | 0        |
| Northwestern     | 5         | 1         | 6         | 1.0-3          | 0-0           | 0-0         | 0        | 0          | 0        |
| Indiana          | 4         | 5         | 9         | 2.5-10         | 0-0           | 0-0         | 0        | 0          | 0        |
| Ohio State       | 6         | 1         | 7         | 0.5-1          | 0-0           | 0-0         | 0        | 0          | 0        |
| Wisconsin        | 6         | 4         | 10        | 1.0-1          | 0-0           | 0-0         | 1        | 0          | 0        |
| Penn State       | 3         | 6         | 9         | 2.0-6          | 1.0-6         | 0-0         | 0        | 0          | 0        |
| Illinois         | 1         | 5         | 6         | 1.0-3          | 0-0           | 0-0         | 0        | 0          | 0        |
| Michigan         | 6         | 1         | 7         | 2.0-15         | 1.0-12        | 0-0         | 0        | 0          | 0        |
| Rutgers          | 2         | 1         | 3         | 0-0            | 0-0           | 0-0         | 0        | 0          | 0        |
| Maryland         | 4         | 2         | 6         | 1.0-4          | 0-0           | 0-0         | 0        | 1-0        | 1        |
| Wake Forest      | 2         | 7         | 9         | 0-0            | 0-0           | 0-0         | 0        | 0          | 0        |
| <b>Totals</b>    | <b>44</b> | <b>46</b> | <b>90</b> | <b>15.0-57</b> | <b>3.5-24</b> | <b>1-13</b> | <b>3</b> | <b>1-0</b> | <b>1</b> |

### 2019

| DEFENSE       | UT        | AT        | TM        | TFL          | SACKS      | INT        | PBU      | FR         | FF       |
|---------------|-----------|-----------|-----------|--------------|------------|------------|----------|------------|----------|
| Rutgers       | 4         | 7         | 11        | 3.0-8        | 0-0        | 0-0        | 0        | 1-0        | 0        |
| Michigan      | 6         | 5         | 11        | 0.5-0        | 0-0        | 0-0        | 2        | 0-0        | 0        |
| <b>Totals</b> | <b>10</b> | <b>12</b> | <b>22</b> | <b>3.5-8</b> | <b>0-0</b> | <b>0-0</b> | <b>2</b> | <b>0-0</b> | <b>0</b> |

# 2020 SPARTAN FOOTBALL GAME NOTES





**22**

POS: RB  
YR: FR  
EXP: HS  
HT | WT: 5-11 | 195  
HOMETOWN: MARIETTA, GA.  
HIGH SCHOOL: McEACHERN

**JORDON SIMMONS**



**CAREER NOTES:** Ranked one of the best running back prospects in the nation by Rivals.com (No. 32), ESPN.com (No. 39) and 247Sports (No. 53) . . . listed among the top overall players in the state of Georgia by ESPN.com (No. 57), Rivals.com (No. 61) and 247Sports (No. 81) . . . rated one of the top running backs in the state of Georgia by Rivals.com (No. 4) . . . his brother, Tyler, was a four-year letterwinner as a wide receiver for Georgia (2016-19).

**2020 SEASON (FRESHMAN):** Leads MSU and ranks 18th in B1G in rushing yards per game (49.0) and 12th in league in rushing yards per carry (3.5) on 28 carries for 98 yards, with a long of 28 yards, adding three catches for 24 yards (8.0 ypc) . . . five of rushes have gone for first down, including one on third down and three on second down; 2-of-3 receptions have gone for first down . . . led the Spartan running attack for the second straight game with 14 rushes for 55 yards at Michigan, adding two catches for 11 yards . . . made Spartan debut in season opener vs. Rutgers by leading MSU with 14 carries for 43 yards, adding one reception for 13 yards.

## J. SIMMONS' CAREER HIGHS

**Rushing Attempts:** 14, twice (last vs. Michigan, 10/31/20)

**Rushing Yards:** 55, vs. Michigan (10/31/20)

**Receptions:** 2, vs. Michigan (10/31/20)

**Receiving Yards:** 13, vs. Rutgers (10/24/20)

## J. SIMMONS' STATISTICS

| RUSHING | G/GS | ATT | YDS. | AVG. | TD | LG | YPG  |
|---------|------|-----|------|------|----|----|------|
| 2020    | 2/0  | 28  | 98   | 3.5  | 0  | 28 | 49.0 |

| RECEIVING | REC. | YDS. | AVG. | TD | LG | YPG  |
|-----------|------|------|------|----|----|------|
| 2020      | 3    | 24   | 8.0  | 0  | 13 | 12.0 |

## J. SIMMONS' GAME-BY-GAME STATISTICS

| 2020     | ATT | YDS | TD | LG |
|----------|-----|-----|----|----|
| RUSHING  |     |     |    |    |
| Rutgers  | 14  | 43  | 0  | 14 |
| Michigan | 14  | 55  | 0  | 28 |
| Totals   | 28  | 98  | 0  | 28 |

| RECEIVING | NO. | YDS | TD | LG |
|-----------|-----|-----|----|----|
| Rutgers   | 1   | 13  | 0  | 13 |
| Michigan  | 2   | 11  | 0  | 6  |
| Totals    | 3   | 24  | 0  | 19 |



**64**

POS: DT  
YR: R-SO  
EXP: 1L  
HT | WT: 6-4 | 310  
HOMETOWN: LEWIS CENTER, OHIO  
HIGH SCHOOL: OLENTANGY

**JACOB SLADE**



**CAREER NOTES:** Third-year player is now in the starting rotation as a redshirt sophomore . . . has 16 tackles, including 2.5 for losses and one sack, in 16 career games, with two starts . . . twin brother of Zach Slade, who is also a defensive lineman for the Spartans . . . economics major . . . attended the same high school as Spartan senior offensive lineman Luke Campbell.

**2020 SEASON (REDSHIRT SOPHOMORE):** Has started both games at defensive tackle, posting one stop and one QB hurry . . . started at Michigan and tallied one tackle along with a QB hurry in 52 snaps . . . made first start of career in starting at defensive tackle in season opener vs. Rutgers and played 55 snaps.

## J. SLADE'S CAREER HIGHS

**Tackles:** 3, twice (last vs. Wake Forest, 12/27/19)

**Tackles For Loss:** 2.0, vs. Wake Forest 12/27/19)

**Sacks:** 1.0, vs. Wake Forest (12/27/19)

**Pass Break-Ups:** 1, vs. Maryland (11/30/19)

## J. SLADE'S STATISTICS

|        | G/GS | UT | AT | TM | TFL   | SACKS | INT | PBU | FR  | FF |
|--------|------|----|----|----|-------|-------|-----|-----|-----|----|
| 2018   | 1/0  | 0  | 1  | 1  | 0-0   | 0-0   | 0   | 0   | 0-0 | 0  |
| 2019   | 13/0 | 4  | 10 | 14 | 2.5-6 | 1-5   | 0   | 1   | 0-0 | 0  |
| 2020   | 2/2  | 0  | 1  | 1  | 0-0   | 0-0   | 0   | 0   | 0-0 | 0  |
| Career | 16/2 | 4  | 12 | 16 | 2.5-6 | 1-5   | 0   | 1   | 0-0 | 0  |

## J. SLADE'S GAME-BY-GAME STATISTICS

| 2019             | UT | AT | TM | TFL   | SACKS | INT | PBU | FR | FF |
|------------------|----|----|----|-------|-------|-----|-----|----|----|
| DEFENSE          |    |    |    |       |       |     |     |    |    |
| Tulsa            | 0  | 1  | 1  | 0-0   | 0-0   | 0   | 0   | 0  | 0  |
| Western Michigan | 1  | 0  | 1  | 0-0   | 0-0   | 0   | 0   | 0  | 0  |
| Arizona State    | 0  | 1  | 1  | 0-0   | 0-0   | 0   | 0   | 0  | 0  |
| Northwestern     | 0  | 1  | 1  | 0-0   | 0-0   | 0   | 0   | 0  | 0  |
| Indiana          | 0  | 0  | 0  | 0-0   | 0-0   | 0   | 0   | 0  | 0  |
| Ohio State       | 0  | 1  | 1  | 0-0   | 0-0   | 0   | 0   | 0  | 0  |
| Wisconsin        | 1  | 0  | 1  | 0-0   | 0-0   | 0   | 0   | 0  | 0  |
| Penn State       | 0  | 3  | 3  | 0.5-1 | 0-0   | 0   | 0   | 0  | 0  |
| Illinois         | 0  | 1  | 1  | 0-0   | 0-0   | 0   | 0   | 0  | 0  |
| Michigan         | 0  | 0  | 0  | 0-0   | 0-0   | 0   | 0   | 0  | 0  |
| Rutgers          | 1  | 0  | 1  | 0-0   | 0-0   | 0   | 0   | 0  | 0  |
| Maryland         | 0  | 0  | 0  | 0-0   | 0-0   | 0   | 1   | 0  | 0  |
| Wake Forest      | 1  | 2  | 3  | 2-5   | 1-5   | 0   | 0   | 0  | 0  |
| Totals           | 4  | 10 | 14 | 2.5-6 | 1-5   | 0   | 1   | 0  | 0  |

| 2020     | UT | AT | TM | TFL | SACKS | INT | PBU | FR | FF |
|----------|----|----|----|-----|-------|-----|-----|----|----|
| DEFENSE  |    |    |    |     |       |     |     |    |    |
| Rutgers  | 0  | 0  | 0  | 0-0 | 0-0   | 0   | 0   | 0  | 0  |
| Michigan | 0  | 1  | 1  | 0-0 | 0-0   | 0   | 0   | 0  | 0  |
| Totals   | 0  | 1  | 1  | 0-0 | 0-0   | 0   | 0   | 0  | 0  |



# 2020 SPARTAN FOOTBALL GAME NOTES



POS: S  
YR: FR  
EXP: HS  
HT | WT: 6-1 | 205  
HOMETOWN: FRISCO, TEXAS  
HIGH SCHOOL: HEBRON

23



**DARIUS SNOW**

**CAREER NOTES:** Enrolled at Michigan State for the 2020 spring semester . . . will contend for playing time both on defense and special teams . . . son of Eric Snow, who played basketball at Michigan State from 1991-95 and ranks fourth all-time in the Spartan record book with 599 career assists . . . Eric was a second-round NBA Draft selection by Milwaukee in 1995 and spent 13 seasons in the NBA (Seattle, 1995-98; Philadelphia, 1997-2004; Cleveland, 2004-08) . . . Darius' uncle, Percy Snow, was a four-year letterwinner (1986-89) and two-time All-America linebacker for the Spartans and is a member of the College Football Hall of Fame.

**2020 SEASON (FRESHMAN):** Has three tackles, with all three coming on kick return coverage . . . made Spartan debut at Michigan and logged three tackles on kick return coverage.

## SNOW'S CAREER HIGHS

Tackles: 3, vs. Michigan (10/31/20)

## SNOW'S STATISTICS

|      | G/GS | UT | AT | TM | TFL | SACKS | INT | PBU | FR | FF |
|------|------|----|----|----|-----|-------|-----|-----|----|----|
| 2020 | 1/0  | 2  | 1  | 3  | 0-0 | 0-0   | 0-0 | 0   | 0  | 0  |



POS: WR  
YR: FR  
EXP: HS  
HT | WT: 6-1 | 175  
HOMETOWN: MARIETTA, GA.  
HIGH SCHOOL: MARIETTA

7



**RICKY WHITE**

- BIG TEN CO-FRESHMAN OF THE WEEK (11/2/20)
- PFF NATIONAL TRUE FRESHMAN OF THE WEEK (11/2/20)

**CAREER NOTES:** Promising first-year player, big-play and athletic receiver helped lead Marietta High School to the Georgia Class 7A state championship after transferring there for senior season.

**2020 SEASON (FRESHMAN):** Had breakout game at Michigan, earning Big Ten Co-Freshman of the Week and Pro Football Focus National True Freshman of the Week for record-setting performance at Michigan . . . ranks fifth in the B1G and 22nd in FBS in yards per game (100.5) and also is fourth in conference and eighth in country in yards per catch (22.3) . . . also is fifth in the league in receiving yards (201), tied for 10th in TDs (1), tied for 12th in receptions (9) and tied for 14th in receptions per game (4.5) . . . has nine catches for team-leading 201 yards (22.3 ypc/100.5 ypg) with one TD . . . 7-of-9 (.778) of catches have gone for either a first down or touchdown, including three on third down . . . set an MSU freshman single-game record with 196 receiving yards on eight catches (24.5 avg.) in the win over Michigan . . . making first career start, made several big plays, including catches of 50, 40, 31 and 30 yards against the Wolverines . . . hauled in a 30-yard pass from Rocky Lombardi in the end zone in the first quarter for first career touchdown as a Spartan . . . made Spartan debut in season opener vs. Rutgers, with one catch for 5 yards, and was target on two other passes.

## WHITE'S CAREER HIGHS

Receptions: 8, vs. Michigan (10/31/20)

Receiving Yards: 196, vs. Michigan (10/31/20)

Receiving TDs: 1, vs. Michigan (10/31/20)

Longest Reception: 50, vs. Michigan (10/31/20)

## WHITE'S STATISTICS

| RECEIVING | G/GS | REC. | YDS. | AVG. | TD | LG | YPG   |
|-----------|------|------|------|------|----|----|-------|
| 2020      | 2/1  | 9    | 201  | 22.3 | 1  | 50 | 100.5 |

## WHITE'S GAME-BY-GAME STATISTICS

| 2020      |   | NO. | YDS | TD | LG |
|-----------|---|-----|-----|----|----|
| RECEIVING |   |     |     |    |    |
| Rutgers   | 1 | 5   | 0   | 5  |    |
| Michigan  | 8 | 196 | 1   | 50 |    |
| Totals    | 9 | 201 | 1   | 50 |    |



# 2020 SPARTAN FOOTBALL GAME NOTES





**14**

POS: CB  
YR: R-SO  
EXP: 1L  
HT | WT: 6-0 | 180  
HOMETOWN: BELLEVILLE, MICH.  
HIGH SCHOOL: BELLEVILLE

**DAVION WILLIAMS**



**CAREER NOTES:** Third-year player will see time on special teams and will look to break into the playing rotation at cornerback . . . has played in 18 career games . . . former high school teammates with current Spartans Julian Barnett, Devontae Dobbs, Jalen Hunt and Jahz Watts.

**2020 SEASON (REDSHIRT SOPHOMORE):** Has played in both games, posting two tackles . . . saw action at Michigan on special teams . . . saw action in season opener vs. Rutgers, tallying two tackles, coming on back-to-back plays in third quarter.

## D. WILLIAMS' CAREER HIGHS

**Tackles:** 2, vs. Rutgers (10/24/20)

**Fumble Recovery:** 1, twice (last vs. Illinois, 11/9/19)

**Forced Fumble:** 1, vs. Michigan, 11/16/19

## D. WILLIAMS' STATISTICS

|        | G/GS | UT | AT | TM | TFL | SACKS | INT | PBU | FR | FF |
|--------|------|----|----|----|-----|-------|-----|-----|----|----|
| 2018   | 3/0  | 0  | 0  | 0  | 0-0 | 0-0   | 0-0 | 0   | 0  | 0  |
| 2019   | 13/0 | 3  | 3  | 6  | 0-0 | 0-0   | 0-0 | 0   | 2  | 1  |
| 2020   | 2/0  | 0  | 2  | 2  | 0-0 | 0-0   | 0-0 | 0   | 0  | 0  |
| Career | 18/0 | 3  | 5  | 8  | 0-0 | 0-0   | 0-0 | 0   | 2  | 1  |



**26**

POS: RB  
YR: SO  
EXP: 1L  
HT | WT: 6-2 | 240  
HOMETOWN: EUCLID, OHIO  
HIGH SCHOOL: EUCLID

**BRANDON WRIGHT**



**CAREER NOTES:** Second-year running back will compete for playing time in the back-field and on special teams.

**2020 SEASON (SOPHOMORE):** Saw action on special teams at Michigan . . . saw action in season opener vs. Rutgers, with one carry.

## WRIGHT'S STATISTICS

| RUSHING | G/GS | ATT | YDS. | AVG. | TD | LG | YPG  |
|---------|------|-----|------|------|----|----|------|
| 2019    | 6/0  | 18  | 48   | 2.7  | 0  | 10 | 8.0  |
| 2020    | 2/0  | 1   | -2   | -2.0 | 0  | 0  | -1.0 |
| Career  | 8/0  | 19  | 46   | 2.4  | 0  | 10 | 5.8  |



# 2020 GAME RECAPS

## GAME 1 • RUTGERS 38, MICHIGAN STATE 27

Game 1 | Rutgers 38, Michigan State 27

Oct. 24, 2020 • East Lansing, Mich.

Spartan Stadium • Att: ---

*Play-by-play, post-game quotes and notes available at [msuspartans.com](http://msuspartans.com).*

**EAST LANSING, Mich.** - Michigan State fell in the 2020 season opener to Rutgers, 38-27, on Oct. 24 at Spartan Stadium. Due to the COVID-19 pandemic, the game was played in front of only a limited number of family members of football student-athletes and football staff members in Mel Tucker's debut coaching the Spartans. MSU outgained Rutgers, 369-276, but could not overcome seven turnovers that led to 21 Scarlet Knight points.

Making the fourth start of his career, redshirt junior quarterback Rocky Lombardi threw for a career-high 319 yards and completed 31-of-44 passes for three touchdowns.

In his first game wearing the Green and White, redshirt sophomore Jayden Reed had 11 catches for 128 yards and two scores, becoming the first Spartan to record 100 yards receiving in his debut; Reed transferred from Western Michigan and sat out the 2019 season. Redshirt sophomore Jalen Nailor hauled in a career-best six receptions for 84 yards, including a 30-yard touchdown in the third quarter.

Defensively, senior linebacker Antjuan Simmons led the Spartans with career highs in both tackles (11) and tackles for loss (3 for 8 yards). He also had a fumble recovery and one quarterback hurry. Redshirt junior linebacker Noah Harvey tallied nine stops for MSU, while Drew Beesley had a career-high 2.5 tackles for loss, including a 7-yard sack, with six tackles overall.

Rutgers scored on its opening drive to take a quick 7-0 lead, and took advantage of a Spartan turnover later in the first quarter. Johnny Langan's 1-yard rush made it 14-0 in favor of Rutgers at the 6:57 mark in the opening quarter.

The Spartans got on the board at the end of the first quarter, going for it on fourth-and-1 from midfield, and coming up with a 50-yard touchdown strike from Lombardi to Reed. Rutgers took a 21-7 lead early in the second quarter. MSU got a turnover of its own before halftime as Shakur Brown returned an interception more than 30 yards to the end zone, but a Spartan penalty on the return negated the play. The Spartans still ended up with three points off the turnover on Matt Coghlin's 45-yard field goal with 3:13 left in the half.

The Scarlet Knights quickly responded with a 57-yard kickoff return by Bo Melton and a six-play, 53-yard touchdown drive, capped by a 3-yard TD run by Isaih Pacheco, to go up 28-10 with 36 seconds remaining in the second quarter. Coghlin connected on his second field goal, from 48 yards out, as time expired in the first half to trim the deficit to 28-13.

Midway through the third quarter, Chase Kline forced a fumble on a punt, and Simmons pounced on the ball to give MSU excellent position at the 30-yard line. On the next play, Lombardi found Nailor for a 30-yard touchdown to put the Spartans within one score at 28-20.

The Spartan defense forced another turnover just four plays later on Beesley's strip sack of Vedral, and Naquan Jones recovered on the Rutgers 29-yard line; however, the Spartans couldn't capitalize on the take-away and had their drive cut short on downs.

Rutgers went 14 plays and 54 yards on its next drive, capped by a 44-yard field goal, to take a 31-20 lead.

The Scarlet Knights scored their final touchdown after Nailor fumbled a punt with 6:57 left in the fourth quarter. After recovering the fumble, Rutgers scored four plays later, extending its lead to 38-20 with 4:38 remaining.

MSU cut the lead to 38-27 with 1:52 left in the game as Reed scored his second TD on a 4-yard pass from Lombardi, but the Scarlet Knights recovered the ensuing onside kick.



*In his first game wearing the Green and White, redshirt sophomore Jayden Reed had 11 catches for 128 yards and two scores, becoming the first Spartan to record 100 yards receiving in his debut; Reed transferred from Western Michigan and sat out the 2019 season*

| SCORE BY QUARTERS             | 1  | 2  | 3 | 4  | F    |
|-------------------------------|----|----|---|----|------|
| Rutgers (1-0, 1-0 B1G)        | 14 | 14 | 0 | 10 | - 38 |
| Michigan State (0-1, 0-1 B1G) | 7  | 6  | 7 | 7  | - 27 |

### SCORING SUMMARY

#### FIRST QUARTER

RU (7-0) Pacheco 12-yard run (Fava, kick), 11:19 left

Drive: 10 plays, 75 yards, TOP 3:41

RU (14-0) Langan 1-yard run (Fava kick), 06:57 left

Drive: 4 plays, 1 yards, TOP 1:23

MSU (7-14) Reed 50-yard pass from Lombardi (Coghlin kick), 0:23 left

Drive: 9 plays, 86 yards, TOP 2:59

#### SECOND QUARTER

RU (21-7) Vedral 24-yard run (Fava kick), 11:32 left

Drive: 2 plays, 23 yards, TOP 0:46

MSU (10-21) Coghlin 45-yard field goal, 3:13 left

Drive: 4 plays, 3 yards, TOP 2:52

RU (28-10) Pacheco 3-yard run (Fava kick), 0:36 left

Drive: 6 plays, 53 yards, TOP 2:26

MSU (13-28) Coghlin 48-yard field goal, 0:00 left

Drive: 6 plays, 33 yards, TOP 0:36

#### THIRD QUARTER

MSU (20-28) Nailor 30-yard pass from Lombardi (Coghlin kick), 6:30 left

Drive: 1 plays, 30 yards, TOP 0:08

#### FOURTH QUARTER

RU (31-20) Fava 44-yard field goal, 12:20 left

Drive: 14 plays, 54 yards, TOP 6:11

RU (38-20) Jones 14-yard pass from Vedral (Fava kick), 4:38 left

Drive: 4 plays, 26 yards, TOP 2:19

MSU (38-27) Reed 4-yard pass from Lombardi (Coghlin kick), 1:53 left

Drive: 9 plays, 65 yards, TOP 2:45

### TEAM STATISTICS

|                 | MSU     | RU      |
|-----------------|---------|---------|
| First Downs     | 23      | 16      |
| Rushes-Yards    | 39-50   | 41-106  |
| Passing Yards   | 319     | 170     |
| Passes          | 31-43-2 | 19-30-1 |
| Total Offense   | 82-369  | 71-276  |
| Punts-Avg.      | 1-42.0  | 4-48.0  |
| Fumbles-Lost    | 6-5     | 2-2     |
| Penalties-Yards | 7-52    | 9-66    |
| Possession Time | 28:57   | 31:03   |

### INDIVIDUAL STATISTICS

#### RUSHING (CARRIES-YARDS)

MSU: J.Simmons 14-43; Heyward 7-18; Collins 9-3; Wright 1-(-2); Lombardi 7-(-4); Reed 1-(-8). RU: Pacheco 19-61; Vedral 9-24; Young 9-23; Langan 2-3; Cruickshank 1-0.

#### PASSING (C-A-I-YARDS-TD)

MSU: Lombardi 31-43-2-319. RU: Vedral 18-29-1-169; Langan 1-1-0-1.

#### RECEIVING (RECEPTIONS-YARDS)

MSU: Reed 11-128; Nailor 6-84; Dotson 5-50; Heyward 5-25; Simmons 1-13; Mosley 1-11; White 1-5; Collins, Elijah 1-3. RU: Pacheco 5-37; Melton 4-50; Cruickshank 4-43; Jones 3-32; Young 2-2; Haskins 1-6.

#### TACKLES-TOP FIVE (TOTAL-SOLO-ASSISTS)

MSU: A.Simmons 9 (4-7); Harvey 9 (3-6); Person, Tre 6 (6-0); Beesley, Drew 6 (5-1); Henderson 6 (4-2); Panasiuk 6 (1-5). RU: Fogg 14 (3-11); Fatukasi 10 (3-7); Young 10 (3-7); Avery 7 (3-4); M.Melton 6 (5-1); Onyechi 6 (2-4); Dwumfour 6 (1-5).



## GAME 2 • MICHIGAN STATE 27, NO. 13/14 MICHIGAN 24

Game 2 | Michigan State 27, No. 13/14 Michigan 24

Oct. 31, 2020 • Ann Arbor, Mich.

Michigan Stadium • Att: ---

Play-by-play, post-game quotes and notes available at [msuspartans.com](http://msuspartans.com).

ANN ARBOR, Mich. - Boosted by Rocky Lombardi, Ricky White and Connor Heyward on offense, and a relentless, resolute and tenacious defense spearheaded by Antjuan Simmons and Noah Harvey, Michigan State knocked off No. 13/14 Michigan, 27-24, on Oct. 31 at Michigan Stadium to reclaim the Paul Bunyan Trophy.

Saturday's victory for MSU was first-year Spartan head coach Mel Tucker's first win, and his first victory over UM, as Michigan State is bringing the Paul Bunyan Trophy, the rivalry trophy with UM, home to East Lansing.

The Spartans earned their ninth win in the last 13 meetings against the Wolverines, and have now won five of the last seven meetings over Michigan in Ann Arbor.

MSU had 449 yards of total offense, including 323 passing from Lombardi, while the visiting Spartans rushed for 126 yards. Junior quarterback Lombardi was 17-of-32 for 323 yards, with three TDs, matching his career-high set last week vs. Rutgers. MSU also had zero turnovers Saturday.

The Spartan defense stymied the Wolverines, starting off with a sack on the opening defensive play of the game on the way to six tackles for loss.

After just one catch last week vs. Rutgers in his Spartan debut, freshman wide receiver White had a breakout game Saturday afternoon with 196 yards on eight catches and one TD. The 196 yards was the most-ever by a Spartan freshman receiver, bettering the previous mark of another White wearing jersey No. 7, Cody White with 165 receiving yards in 2017. Ricky White's 196 yards is tied for seventh-best single-game outing in program history, matching Andre Rison (11 catches) vs. Indiana (11/8/86).

Junior running back Heyward had only two catches, but they were both TDs, adding 13 carries for 28 yards. Freshman Jordan Simmons led the Spartan running attack for the second-straight game with 14 rushes for 55 yards.

Senior linebacker Simmons, who is an Ann Arbor native and went to high school at Pioneer HS, which is just across the street from UM's campus, notched 11 tackles, tying his career-high from last week vs. Rutgers. Simmons finished with six solo stops, five assists, along with 0.5 tackle for loss and two pass break-up, one coming in the endzone, thwarting a UM score.

Junior linebacker Harvey had seven solo stops and four assists, along with 1.5 tackles for loss. Senior defensive back Tre Person posted a career-high nine tackles.

Senior placekicker Matt Coghlin made two field goals, including a career-long 51-yarder in the third quarter, adding three PATs. Junior punter Bryce Baringer punted four times for a 54.0 yards per punt average, with a career-long of 78 yards.

Michigan State opened the game's scoring on its second drive, going 71 yards on just four plays to take a 7-0 lead. Following a 28-yard rush by Simmons, MSU quickly lined up and Lombardi tossed a 30-yard TD to Ricky White in the back corner of the end zone for his first career Spartan score.

Michigan responded with an 8-play, 60-yard touchdown drive to tie the game at 7 on its next possession, capped by a Blake Corum 8-yard TD run.

The Spartans reclaimed the lead at 14-7 midway through the second quarter. Lombardi found Nailor deep down the side of the field for a career-long 53-yard pass that set up MSU's second touchdown of the game, a 2-yard pass to Heyward.

The Wolverines drove the ball to the MSU 11-yard line toward the end of the second quarter, but on third-and-4 from the 5, Simmons tipped a pass in the end zone, forcing a Michigan field goal that trimmed Michigan State's lead to 14-10 with 2:49 left in the half.

After forcing a Michigan three-and-out to start the second half, the Spartans extended their lead to 17-10 on their first possession of the third quarter by driving 52 yards in five plays, capped by a 27-yard field goal from Coghlin. Lombardi connected on a 50-yard pass to White on the drive that led to the field goal.

The Wolverines tied the game at 17 midway through the third quarter, going 75 yards across 11 plays and crossing the goal line on a 1-yard TD rush by Corum.

Coghlin's career-long 51-yard field goal put the Spartans back on top, 20-17, with 4:23 left in the third. Lombardi and Heyward connected again, on a 13-yard screen pass and Coghlin split the uprights for a 27-17 Spartan advantage with 5:11 to go.

On its ensuing possession, Michigan drove down and scored on a 2-yard rush by Hassan Haskins with 37 seconds left to pull within, 27-24. Heyward recovered UM's onside kick attempt and MSU ran out the clock, as Lombardi plunged for a first down on fourth-and-three to ice the win and spark the celebration.



Mel Tucker is the first head coach in school history to defeat Michigan for his first win as the Spartan head coach . . . Tucker joins Nick Saban as the only Spartan head coaches to defeat Michigan in their first meeting against the Wolverines.

| SCORE BY QUARTERS                 | 1 | 2 | 3 | 4 | F    |
|-----------------------------------|---|---|---|---|------|
| Michigan State (1-1, 1-1 B1G)     | 7 | 7 | 6 | 7 | - 27 |
| No. 13/14 Michigan (1-1, 1-1 B1G) | 7 | 3 | 7 | 7 | - 24 |

### SCORING SUMMARY

#### FIRST QUARTER

|            |   |
|------------|---|
| MSU (7-0)  | White 30-yard pass from Lombardi (Coghlin kick), 10:57 left<br>Drive: 4 plays, 71 yards, TOP 1:14 |
| MICH (7-7) | Corum 8-yard run (Nordin kick), 7:01 left<br>Drive: 8 plays, 60 yards, TOP 3:56                   |

#### SECOND QUARTER

|              |   |
|--------------|---|
| MSU (14-7)   | Heyward 2-yard pass from Lombardi (Coghlin kick), 9:40 left<br>Drive: 6 plays, 68 yards, TOP 2:01 |
| MICH (10-14) | Nordin 23-yard field goal, 2:49 left<br>Drive: 9 plays, 70 yards, TOP 3:37                        |

#### THIRD QUARTER

|              |  |
|--------------|--|
| MSU (17-10)  | Coghlin 27-yard field goal, 12:26 left<br>Drive: 5 plays, 52 yards, TOP 1:03     |
| MICH (17-17) | Corum 1-yard run (Nordin kick), 8:00 left<br>Drive: 11 plays, 75 yards, TOP 4:26 |
| MSU (20-17)  | Coghlin 51-yard field goal, 4:23 left<br>Drive: 9 plays, 45 yards, TOP 3:37      |

#### FOURTH QUARTER

|              |   |
|--------------|---|
| MSU (27-17)  | Heyward 13-yard pass from Lombardi (Coghlin kick), 5:11 left<br>Drive: 11 plays, 92 yards, TOP 4:37 |
| MICH (24-27) | Haskins 2-yard run (Nordin kick), 0:37 left<br>Drive: 18 plays, 93 yards, TOP 4:34                  |

### TEAM STATISTICS

|                 | MSU     | MICH    |
|-----------------|---------|---------|
| First Downs     | 20      | 28      |
| Rushes-Yards    | 38-126  | 34-152  |
| Passing Yards   | 323     | 300     |
| Passes          | 17-32-0 | 32-52-0 |
| Total Offense   | 70-449  | 86-452  |
| Punts-Avg.      | 5-54.0  | 8-39.9  |
| Fumbles-Lost    | 0-0     | 0-0     |
| Penalties-Yards | 5-65    | 10-86   |
| Possession Time | 26:13   | 33:47   |

### INDIVIDUAL STATISTICS

#### RUSHING (CARRIES-YARDS)

MSU: J.Simmons 14-55; Heyward 13-28; Lombardi 5-19; Reed 3-13; Nailor 2-11; Collins 1-0. MICH: Milton 12-59; Haskins 8-56; Corum 5-15; Evans 3-10; Henning 1-9; Charbonnet 5-3.

#### PASSING (C-A-I-YARDS-TD)

MSU: Lombardi 17-32-0-323. MICH: Milton, Joe 32-51-0-300; Haskins 0-1-0-0.

#### RECEIVING (RECEPTIONS-YARDS)

MSU: White 8-196; Nailor 2-68; McDonald 2-15; Heyward 2-15; J.Simmons 2-11; Reed 1-18. MICH: Jackson 7-58; Wilson 5-71; Johnson 5-52; Bell 4-46; All 3-13; Corum 2-17; Charbonnet 2-10; Henning 1-15; Mason 1-9; Eubanks 1-5; Sainristil 1-4.

#### TACKLES-TOP FIVE (TOTAL-SOLO-ASSISTS)

MSU: Harvey 11 (7-4); A.Simmons 11 (6-5); Person 9 (8-1); Henderson 7 (4-3); Jackson 6 (5-1). MICH: Hawkins 8 (2-6); Ross 8 (0-8); Hill 7 (5-2); Three others 7 each.

# 2020 Michigan State Football

## Michigan State Combined Team Statistics (as of Nov 03, 2020)

### All games

| Date           | Opponent        | Score   | Att. |
|----------------|-----------------|---------|------|
| * Oct 24, 2020 | RUTGERS         | L 27-38 | 0    |
| * Oct 31, 2020 | at #13 Michigan | W 27-24 | 0    |

| Record:        | Overall | Home | Away | Neutral |
|----------------|---------|------|------|---------|
| All games      | 1-1     | 0-1  | 1-0  | 0-0     |
| Conference     | 1-1     | 0-1  | 1-0  | 0-0     |
| Non-Conference | 0-0     | 0-0  | 0-0  | 0-0     |

| Rushing         | gp | att | gain | loss | net | avg | td | lg | avg/g |
|-----------------|----|-----|------|------|-----|-----|----|----|-------|
| Simmons, Jordan | 2  | 28  | 107  | 9    | 98  | 3.5 | 0  | 28 | 49.0  |
| Heyward, Connor | 2  | 20  | 54   | 8    | 46  | 2.3 | 0  | 9  | 23.0  |
| Lombardi, Rocky | 2  | 12  | 43   | 28   | 15  | 1.2 | 0  | 7  | 7.5   |
| Nailor, Jalen   | 2  | 2   | 11   | 0    | 11  | 5.5 | 0  | 8  | 5.5   |
| Reed, Jayden    | 2  | 4   | 13   | 8    | 5   | 1.2 | 0  | 7  | 2.5   |
| Collins, Elijah | 2  | 10  | 8    | 5    | 3   | 0.3 | 0  | 4  | 1.5   |
| Total           | 2  | 77  | 236  | 60   | 176 | 2.3 | 0  | 28 | 88.0  |
| Opponents       | 2  | 75  | 311  | 53   | 258 | 3.4 | 7  | 26 | 129.0 |

| Passing         | gp | effic  | comp-att-int | pct  | yds | td | lg | avg/g |
|-----------------|----|--------|--------------|------|-----|----|----|-------|
| Lombardi, Rocky | 2  | 156.97 | 48-75-2      | 64.0 | 642 | 6  | 53 | 321.0 |
| Total           | 2  | 156.97 | 48-75-2      | 64.0 | 642 | 6  | 53 | 321.0 |
| Opponents       | 2  | 111.93 | 51-82-1      | 62.2 | 470 | 1  | 30 | 235.0 |

| Receiving       | gp | no. | yds | avg  | td | lg | avg/g |
|-----------------|----|-----|-----|------|----|----|-------|
| Reed, Jayden    | 2  | 12  | 146 | 12.2 | 2  | 50 | 73.0  |
| White, Ricky    | 2  | 9   | 201 | 22.3 | 1  | 50 | 100.5 |
| Nailor, Jalen   | 2  | 8   | 152 | 19.0 | 1  | 53 | 76.0  |
| Heyward, Connor | 2  | 7   | 40  | 5.7  | 2  | 13 | 20.0  |
| Dotson, Matt    | 2  | 5   | 50  | 10.0 | 0  | 15 | 25.0  |
| Simmons, Jordan | 2  | 3   | 24  | 8.0  | 0  | 13 | 12.0  |
| McDonald, Cade  | 1  | 2   | 15  | 7.5  | 0  | 8  | 15.0  |
| Mosley, Tre     | 1  | 1   | 11  | 11.0 | 0  | 11 | 11.0  |
| Collins, Elijah | 2  | 1   | 3   | 3.0  | 0  | 3  | 1.5   |
| Total           | 2  | 48  | 642 | 13.4 | 6  | 53 | 321.0 |
| Opponents       | 2  | 51  | 470 | 9.2  | 1  | 30 | 235.0 |

| Field Goals   | fg  | pct. | 01-19 | 20-29 | 30-39 | 40-49 | 50-99 | lg | blk |
|---------------|-----|------|-------|-------|-------|-------|-------|----|-----|
| Coghlin, Matt | 4-5 | 80.0 | 0-0   | 1-1   | 0-0   | 2-3   | 1-1   | 51 | 0   |

| Scoring         | td | fg  | kick | PAT<br>rush | rcv | pass | dxp | saf | pts |
|-----------------|----|-----|------|-------------|-----|------|-----|-----|-----|
| Coghlin, Matt   | -  | 4-5 | 6-6  | -           | -   | -    | -   | -   | 18  |
| Reed, Jayden    | 2  | -   | -    | -           | -   | -    | -   | -   | 12  |
| Heyward, Connor | 2  | -   | -    | -           | -   | -    | -   | -   | 12  |
| White, Ricky    | 1  | -   | -    | -           | -   | -    | -   | -   | 6   |
| Nailor, Jalen   | 1  | -   | -    | -           | -   | -    | -   | -   | 6   |
| Total           | 6  | 4-5 | 6-6  | -           | -   | -    | -   | -   | 54  |
| Opponents       | 8  | 2-2 | 8-8  | -           | -   | -    | -   | -   | 62  |

| Score by Quarters | 1st | 2nd | 3rd | 4th | OT | Total |
|-------------------|-----|-----|-----|-----|----|-------|
| Michigan State    | 14  | 13  | 13  | 14  | 0  | 54    |
| Opponents         | 21  | 17  | 7   | 17  | 0  | 62    |

| Team Statistics         | MSU     | OPP     |
|-------------------------|---------|---------|
| FIRST DOWNS             | 43      | 44      |
| Rushing                 | 8       | 15      |
| Passing                 | 27      | 27      |
| Penalty                 | 8       | 2       |
| RUSHING YARDAGE         | 176     | 258     |
| Rushing Attempts        | 77      | 75      |
| Average Per Rush        | 2.3     | 3.4     |
| Average Per Game        | 88.0    | 129.0   |
| TDs Rushing             | 0       | 7       |
| PASSING YARDAGE         | 642     | 470     |
| Comp-Att-Int            | 48-75-2 | 51-82-1 |
| Average Per Pass        | 8.6     | 5.7     |
| Average Per Catch       | 13.4    | 9.2     |
| Average Per Game        | 321.0   | 235.0   |
| TDs Passing             | 6       | 1       |
| TOTAL OFFENSE           | 818     | 728     |
| Average Per Play        | 5.4     | 4.6     |
| Average Per Game        | 409.0   | 364.0   |
| KICK RETURNS: #Yards    | 5-84    | 7-182   |
| PUNT RETURNS: #Yards    | 2-18    | 4-43    |
| INT RETURNS: #Yards     | 1-23    | 2-32    |
| FUMBLES-LOST            | 6-5     | 2-2     |
| PENALTIES-Yards         | 12-117  | 19-152  |
| PUNTS-AVG               | 7-53.0  | 14-39.4 |
| TIME OF POSSESSION/Game | 27:35   | 32:25   |
| 3RD-DOWN Conversions    | 12/31   | 13/32   |
| 4TH-DOWN Conversions    | 3/5     | 2/2     |

| Interceptions | no. | yds | avg  | td | lg |
|---------------|-----|-----|------|----|----|
| Brown, Shakur | 1   | 23  | 23.0 | 0  | 23 |

| Punting         | no. | yds | avg  | lg | tb | fc | i20 | 50+ | blk |
|-----------------|-----|-----|------|----|----|----|-----|-----|-----|
| Baringer, Bryce | 7   | 371 | 53.0 | 78 | 1  | 0  | 2   | 5   | 0   |

| Punt Returns  | no. | yds | avg  | td | lg |
|---------------|-----|-----|------|----|----|
| Nailor, Jalen | 2   | 18  | 9.0  | 0  | 17 |
| Total         | 2   | 18  | 9.0  | 0  | 17 |
| Opponents     | 4   | 43  | 10.8 | 0  | 32 |

| Kick Returns | no. | yds | avg  | td | lg |
|--------------|-----|-----|------|----|----|
| Reed, Jayden | 5   | 84  | 16.8 | 0  | 29 |
| Total        | 5   | 84  | 16.8 | 0  | 29 |
| Opponents    | 7   | 182 | 26.0 | 0  | 39 |

| All Purpose     | g | rush | rcv | pr | kr  | ir | total | avg/g |
|-----------------|---|------|-----|----|-----|----|-------|-------|
| Reed, Jayden    | 2 | 5    | 146 | 0  | 84  | 0  | 235   | 117.5 |
| White, Ricky    | 2 | 0    | 201 | 0  | 0   | 0  | 201   | 100.5 |
| Nailor, Jalen   | 2 | 11   | 152 | 18 | 0   | 0  | 181   | 90.5  |
| Simmons, Jordan | 2 | 98   | 24  | 0  | 0   | 0  | 122   | 61.0  |
| Heyward, Connor | 2 | 46   | 40  | 0  | 0   | 0  | 86    | 43.0  |
| Total           | 2 | 176  | 642 | 18 | 84  | 23 | 943   | 471.5 |
| Opponents       | 2 | 258  | 470 | 43 | 182 | 32 | 985   | 492.5 |

| Total Offense   | g | plays | rush | pass | total | avg/g |
|-----------------|---|-------|------|------|-------|-------|
| Lombardi, Rocky | 2 | 87    | 15   | 642  | 657   | 328.5 |
| Simmons, Jordan | 2 | 28    | 98   | 0    | 98    | 49.0  |
| Heyward, Connor | 2 | 20    | 46   | 0    | 46    | 23.0  |
| Nailor, Jalen   | 2 | 2     | 11   | 0    | 11    | 5.5   |
| Reed, Jayden    | 2 | 4     | 5    | 0    | 5     | 2.5   |
| Total           | 2 | 152   | 176  | 642  | 818   | 409.0 |
| Opponents       | 2 | 157   | 258  | 470  | 728   | 364.0 |

| ##        | Defensive Leaders | gp | ua | a  | tot | tfl/yds | Sacks<br>no-yds | Pass defense<br>int-yds brup | qbh | Fumbles<br>rcv-yds | ff  | blkd<br>kick | saf |
|-----------|-------------------|----|----|----|-----|---------|-----------------|------------------------------|-----|--------------------|-----|--------------|-----|
| 34        | Simmons, Antjuan  | 2  | 10 | 12 | 22  | 3.5-8   | .               | .                            | 2   | 1                  | 1-0 | .            | .   |
| 45        | Harvey, Noah      | 2  | 10 | 10 | 20  | 2.0-5   | .               | .                            | .   | 1                  | .   | .            | .   |
| 2P        | Person, Tre       | 2  | 14 | 1  | 15  | 1.0-10  | 1.0-10          | .                            | 1   | .                  | .   | .            | .   |
| 3         | Henderson, Xavier | 2  | 8  | 5  | 13  | 1.0-2   | .               | .                            | .   | .                  | .   | .            | .   |
| 96        | Panasjuk, Jacob   | 2  | 4  | 6  | 10  | 1.5-5   | .               | .                            | 1   | .                  | .   | .            | .   |
| Total     |                   | 2  | 96 | 60 | 156 | 17-57   | 3-21            | 1-23                         | 10  | 6                  | 2-0 | 2            | .   |
| Opponents |                   | 2  | 70 | 98 | 168 | 14-57   | 3-24            | 2-32                         | 4   | 3                  | 5-0 | 5            | .   |



**2020 Michigan State Football**  
**Michigan State Individual Season/Career Statistics (as of Nov 03, 2020)**  
**All games**

SEASON

CAREER

| <b>Rushing</b>  | gp | att | gain | loss | net | avg  | td | lg | avg/g | gp | att | gain | loss | net | avg  | td | lg | avg/g |
|-----------------|----|-----|------|------|-----|------|----|----|-------|----|-----|------|------|-----|------|----|----|-------|
| Simmons, Jordon | 2  | 28  | 107  | 9    | 98  | 3.5  | 0  | 28 | 49.0  | 2  | 28  | 107  | 9    | 98  | 3.5  | 0  | 28 | 49.0  |
| Heyward, Connor | 2  | 20  | 54   | 8    | 46  | 2.3  | 0  | 9  | 23.0  | 31 | 165 | 704  | 40   | 664 | 4.0  | 5  | 80 | 21.4  |
| Lombardi, Rocky | 2  | 12  | 43   | 28   | 15  | 1.2  | 0  | 7  | 7.5   | 18 | 54  | 253  | 111  | 142 | 2.6  | 0  | 47 | 7.9   |
| Nailor, Jalen   | 2  | 2   | 11   | 0    | 11  | 5.5  | 0  | 8  | 5.5   | 14 | 16  | 166  | 0    | 166 | 10.4 | 1  | 75 | 11.9  |
| Reed, Jayden    | 2  | 4   | 13   | 8    | 5   | 1.2  | 0  | 7  | 2.5   | 2  | 4   | 13   | 8    | 5   | 1.2  | 0  | 7  | 2.5   |
| Collins, Elijah | 2  | 10  | 8    | 5    | 3   | 0.3  | 0  | 4  | 1.5   | 18 | 234 | 1067 | 68   | 999 | 4.3  | 5  | 58 | 55.5  |
| Wright, Brandon | 2  | 1   | 0    | 2    | -2  | -2.0 | 0  | 0  | -1.0  | 8  | 19  | 48   | 2    | 46  | 2.4  | 0  | 10 | 5.8   |
| Total           | 2  | 77  | 236  | 60   | 176 | 2.3  | 0  | 28 | 88.0  |    |     |      |      |     |      |    |    |       |
| Opponents       | 2  | 75  | 311  | 53   | 258 | 3.4  | 7  | 26 | 129.0 |    |     |      |      |     |      |    |    |       |

| <b>Passing</b>  | gp | effic  | comp-att-int | pct  | yds | td | lg | avg/g | gp | effic  | comp-att-int | pct  | yds  | td | lg | avg/g |
|-----------------|----|--------|--------------|------|-----|----|----|-------|----|--------|--------------|------|------|----|----|-------|
| Lombardi, Rocky | 2  | 156.97 | 48-75-2      | 64.0 | 642 | 6  | 53 | 321.0 | 18 | 104.33 | 123-250-7    | 49.2 | 1454 | 9  | 53 | 80.8  |
| Total           | 2  | 156.97 | 48-75-2      | 64.0 | 642 | 6  | 53 | 321.0 |    |        |              |      |      |    |    |       |
| Opponents       | 2  | 111.93 | 51-82-1      | 62.2 | 470 | 1  | 30 | 235.0 |    |        |              |      |      |    |    |       |

| <b>Receiving</b> | gp | no. | yds | avg  | td | lg | avg/g | gp | no. | yds | avg  | td | lg | avg/g |
|------------------|----|-----|-----|------|----|----|-------|----|-----|-----|------|----|----|-------|
| Reed, Jayden     | 2  | 12  | 146 | 12.2 | 2  | 50 | 73.0  | 2  | 12  | 146 | 12.2 | 2  | 50 | 73.0  |
| White, Ricky     | 2  | 9   | 201 | 22.3 | 1  | 50 | 100.5 | 2  | 9   | 201 | 22.3 | 1  | 50 | 100.5 |
| Nailor, Jalen    | 2  | 8   | 152 | 19.0 | 1  | 53 | 76.0  | 14 | 31  | 396 | 12.8 | 3  | 53 | 28.3  |
| Heyward, Connor  | 2  | 7   | 40  | 5.7  | 2  | 13 | 20.0  | 31 | 50  | 354 | 7.1  | 4  | 36 | 11.4  |
| Dotson, Matt     | 2  | 5   | 50  | 10.0 | 0  | 15 | 25.0  | 33 | 37  | 379 | 10.2 | 2  | 21 | 11.5  |
| Simmons, Jordon  | 2  | 3   | 24  | 8.0  | 0  | 13 | 12.0  | 2  | 3   | 24  | 8.0  | 0  | 13 | 12.0  |
| McDonald, Cade   | 1  | 2   | 15  | 7.5  | 0  | 8  | 15.0  | 2  | 2   | 15  | 7.5  | 0  | 8  | 7.5   |
| Mosley, Tre      | 1  | 1   | 11  | 11.0 | 0  | 11 | 11.0  | 7  | 22  | 227 | 10.3 | 1  | 23 | 32.4  |
| Collins, Elijah  | 2  | 1   | 3   | 3.0  | 0  | 3  | 1.5   | 18 | 16  | 102 | 6.4  | 0  | 16 | 5.7   |
| Total            | 2  | 48  | 642 | 13.4 | 6  | 53 | 321.0 |    |     |     |      |    |    |       |
| Opponents        | 2  | 51  | 470 | 9.2  | 1  | 30 | 235.0 |    |     |     |      |    |    |       |

| <b>Total Offense</b> | g | plays | rush | pass | total | avg/g | g  | plays | rush | pass | total | avg/g |
|----------------------|---|-------|------|------|-------|-------|----|-------|------|------|-------|-------|
| Lombardi, Rocky      | 2 | 87    | 15   | 642  | 657   | 328.5 | 18 | 304   | 142  | 1454 | 1596  | 88.7  |
| Simmons, Jordon      | 2 | 28    | 98   | 0    | 98    | 49.0  | 2  | 28    | 98   | 0    | 98    | 49.0  |
| Heyward, Connor      | 2 | 20    | 46   | 0    | 46    | 23.0  | 31 | 167   | 664  | 36   | 700   | 22.6  |
| Nailor, Jalen        | 2 | 2     | 11   | 0    | 11    | 5.5   | 14 | 16    | 166  | 0    | 166   | 11.9  |
| Reed, Jayden         | 2 | 4     | 5    | 0    | 5     | 2.5   | 2  | 4     | 5    | 0    | 5     | 2.5   |
| Collins, Elijah      | 2 | 10    | 3    | 0    | 3     | 1.5   | 18 | 234   | 999  | 0    | 999   | 55.5  |
| Wright, Brandon      | 2 | 1     | -2   | 0    | -2    | -1.0  | 8  | 19    | 46   | 0    | 46    | 5.8   |
| Total                | 2 | 152   | 176  | 642  | 818   | 409.0 |    |       |      |      |       |       |
| Opponents            | 2 | 157   | 258  | 470  | 728   | 364.0 |    |       |      |      |       |       |

| <b>Scoring</b>  | td | fg  | PAT  |      |     |      | dxp | saf | pts | td | fg    | PAT     |      |     |      | dxp | saf | pts |
|-----------------|----|-----|------|------|-----|------|-----|-----|-----|----|-------|---------|------|-----|------|-----|-----|-----|
|                 |    |     | kick | rush | rcv | pass |     |     |     |    |       | kick    | rush | rcv | pass |     |     |     |
| Coghlin, Matt   | -  | 4-5 | 6-6  | -    | -   | -    | -   | -   | 18  | 1  | 59-78 | 100-100 | -    | -   | -    | -   | -   | 283 |
| Heyward, Connor | 2  | -   | -    | -    | -   | -    | -   | -   | 12  | 9  | -     | -       | -    | -   | -    | -   | -   | 54  |
| Reed, Jayden    | 2  | -   | -    | -    | -   | -    | -   | -   | 12  | 2  | -     | -       | -    | -   | -    | -   | -   | 12  |
| White, Ricky    | 1  | -   | -    | -    | -   | -    | -   | -   | 6   | 1  | -     | -       | -    | -   | -    | -   | -   | 6   |
| Nailor, Jalen   | 1  | -   | -    | -    | -   | -    | -   | -   | 6   | 4  | -     | -       | -    | -   | -    | -   | -   | 24  |
| Total           | 6  | 4-5 | 6-6  | -    | -   | -    | -   | -   | 54  |    |       |         |      |     |      |     |     |     |
| Opponents       | 8  | 2-2 | 8-8  | -    | -   | -    | -   | -   | 62  |    |       |         |      |     |      |     |     |     |

| <b>Punt Returns</b> | no. | yds | avg  | td | lg | no. | yds | avg | td | lg |
|---------------------|-----|-----|------|----|----|-----|-----|-----|----|----|
| Nailor, Jalen       | 2   | 18  | 9.0  | 0  | 17 | 8   | 48  | 6.0 | 0  | 17 |
| Total               | 2   | 18  | 9.0  | 0  | 17 |     |     |     |    |    |
| Opponents           | 4   | 43  | 10.8 | 0  | 32 |     |     |     |    |    |

| <b>Kick Returns</b> | no. | yds | avg  | td | lg | no. | yds | avg  | td | lg |
|---------------------|-----|-----|------|----|----|-----|-----|------|----|----|
| Reed, Jayden        | 5   | 84  | 16.8 | 0  | 29 | 5   | 84  | 16.8 | 0  | 29 |
| Total               | 5   | 84  | 16.8 | 0  | 29 |     |     |      |    |    |
| Opponents           | 7   | 182 | 26.0 | 0  | 39 |     |     |      |    |    |

**2020 Michigan State Football**  
**Michigan State Individual Season/Career Statistics (as of Nov 03, 2020)**  
**All games**

| SEASON          |     |      |      |      |     |     |       |       | CAREER |      |      |      |      |     |       |       |
|-----------------|-----|------|------|------|-----|-----|-------|-------|--------|------|------|------|------|-----|-------|-------|
| Interceptions   | no. | yds  | avg  | td   | lg  |     |       |       |        | no.  | yds  | avg  | td   | lg  |       |       |
| Brown, Shakur   | 1   | 23   | 23.0 | 0    | 23  |     |       |       |        | 3    | 102  | 34.0 | 1    | 69  |       |       |
| Total           | 1   | 23   | 23.0 | 0    | 23  |     |       |       |        |      |      |      |      |     |       |       |
| Opponents       | 2   | 32   | 16.0 | 0    | 19  |     |       |       |        |      |      |      |      |     |       |       |
| Fumble Returns  | no. | yds  | avg  | td   | lg  |     |       |       |        | no.  | yds  | avg  | td   | lg  |       |       |
| Total           | 0   | 0    | 0.0  | 0    | 0   |     |       |       |        |      |      |      |      |     |       |       |
| Opponents       | 0   | 0    | 0.0  | 0    | 0   |     |       |       |        |      |      |      |      |     |       |       |
| All Purpose     | g   | rush | rcv  | pr   | kr  | ir  | total | avg/g | g      | rush | rcv  | pr   | kr   | ir  | total | avg/g |
| Reed, Jayden    | 2   | 5    | 146  | 0    | 84  | 0   | 235   | 117.5 | 2      | 5    | 146  | 0    | 84   | 0   | 235   | 117.5 |
| White, Ricky    | 2   | 0    | 201  | 0    | 0   | 0   | 201   | 100.5 | 2      | 0    | 201  | 0    | 0    | 0   | 201   | 100.5 |
| Nailor, Jalen   | 2   | 11   | 152  | 18   | 0   | 0   | 181   | 90.5  | 14     | 166  | 396  | 48   | 77   | 0   | 687   | 49.1  |
| Simmons, Jordon | 2   | 98   | 24   | 0    | 0   | 0   | 122   | 61.0  | 2      | 98   | 24   | 0    | 0    | 0   | 122   | 61.0  |
| Heyward, Connor | 2   | 46   | 40   | 0    | 0   | 0   | 86    | 43.0  | 31     | 664  | 354  | 6    | 723  | 0   | 1747  | 56.4  |
| Dotson, Matt    | 2   | 0    | 50   | 0    | 0   | 0   | 50    | 25.0  | 33     | 0    | 379  | 0    | 0    | 0   | 379   | 11.5  |
| Brown, Shakur   | 2   | 0    | 0    | 0    | 0   | 23  | 23    | 11.5  | 21     | 0    | 0    | 14   | 0    | 102 | 116   | 5.5   |
| Lombardi, Rocky | 2   | 15   | 0    | 0    | 0   | 0   | 15    | 7.5   | 18     | 142  | 0    | 0    | 0    | 0   | 142   | 7.9   |
| McDonald, Cade  | 1   | 0    | 15   | 0    | 0   | 0   | 15    | 15.0  | 2      | 0    | 15   | 0    | 0    | 0   | 15    | 7.5   |
| Mosley, Tre     | 1   | 0    | 11   | 0    | 0   | 0   | 11    | 11.0  | 7      | 0    | 227  | 0    | 0    | 0   | 227   | 32.4  |
| Collins, Elijah | 2   | 3    | 3    | 0    | 0   | 0   | 6     | 3.0   | 18     | 999  | 102  | 0    | 0    | 0   | 1101  | 61.2  |
| Wright, Brandon | 2   | -2   | 0    | 0    | 0   | 0   | -2    | -1.0  | 8      | 46   | 0    | 0    | 0    | 0   | 46    | 5.8   |
| Total           | 2   | 176  | 642  | 18   | 84  | 23  | 943   | 471.5 |        |      |      |      |      |     |       |       |
| Opponents       | 2   | 258  | 470  | 43   | 182 | 32  | 985   | 492.5 |        |      |      |      |      |     |       |       |
| Field Goals     | att | good | long | blkd |     |     |       |       | att    | good | long | blkd |      |     |       |       |
| Coghlin, Matt   | 5   | 4    | 51   | 0    |     |     |       |       | 78     | 59   | 51   | 2    |      |     |       |       |
| Total           | 5   | 4    | 51   | 0    |     |     |       |       |        |      |      |      |      |     |       |       |
| Opponents       | 2   | 2    | 44   | 0    |     |     |       |       |        |      |      |      |      |     |       |       |
| Punting         | no. |      | yds  | avg  | lg  | blk |       |       |        |      | no.  | yds  | avg  | lg  | blk   |       |
| Baringer, Bryce | 7   |      | 371  | 53.0 | 78  | 0   |       |       |        |      | 22   | 857  | 39.0 | 78  | 0     |       |
| Total           | 7   |      | 371  | 53.0 | 78  | 0   |       |       |        |      |      |      |      |     |       |       |
| Opponents       | 14  |      | 552  | 39.4 | 50  | 0   |       |       |        |      |      |      |      |     |       |       |
| Kickoffs        | no. | yds  | avg  | tb   | ob  |     |       |       |        | no.  | yds  | avg  | tb   | ob  |       |       |
| Coghlin, Matt   | 8   | 512  | 64.0 | 3    | 0   |     |       |       |        | 10   | 620  | 62.0 | 4    | 0   |       |       |
| Hahn, Cole      | 2   | 122  | 61.0 | 0    | 0   |     |       |       |        | 113  | 6593 | 58.3 | 33   | 7   |       |       |
| Total           | 10  | 634  | 63.4 | 3    | 0   |     |       |       |        |      |      |      |      |     |       |       |
| Opponents       | 12  | 578  | 48.2 | 3    | 0   |     |       |       |        |      |      |      |      |     |       |       |

## CAREER

|           |   |    |    |     |    |   |   |    |   |   |
|-----------|---|----|----|-----|----|---|---|----|---|---|
| Total     | 2 | 96 | 60 | 156 | 17 | 3 | 1 | 10 | 2 | 2 |
| Opponents | 2 | 70 | 98 | 168 | 14 | 3 | 2 | 4  | 5 | 5 |

**2020 Michigan State Football**  
**Michigan State Overall Team Statistics (as of Nov 03, 2020)**  
**All games**

| <b>Team Statistics</b>  | <b>MSU</b> | <b>OPP</b> |
|-------------------------|------------|------------|
| SCORING                 | 54         | 62         |
| Points Per Game         | 27.0       | 31.0       |
| Points Off Turnovers    | 10         | 21         |
| FIRST DOWNS             | 43         | 44         |
| Rushing                 | 8          | 15         |
| Passing                 | 27         | 27         |
| Penalty                 | 8          | 2          |
| RUSHING YARDAGE         | 176        | 258        |
| Yards gained rushing    | 236        | 311        |
| Yards lost rushing      | 60         | 53         |
| Rushing Attempts        | 77         | 75         |
| Average Per Rush        | 2.3        | 3.4        |
| Average Per Game        | 88.0       | 129.0      |
| TDs Rushing             | 0          | 7          |
| PASSING YARDAGE         | 642        | 470        |
| Comp-Att-Int            | 48-75-2    | 51-82-1    |
| Average Per Pass        | 8.6        | 5.7        |
| Average Per Catch       | 13.4       | 9.2        |
| Average Per Game        | 321.0      | 235.0      |
| TDs Passing             | 6          | 1          |
| TOTAL OFFENSE           | 818        | 728        |
| Total Plays             | 152        | 157        |
| Average Per Play        | 5.4        | 4.6        |
| Average Per Game        | 409.0      | 364.0      |
| KICK RETURNS: #-Yards   | 5-84       | 7-182      |
| PUNT RETURNS: #-Yards   | 2-18       | 4-43       |
| INT RETURNS: #-Yards    | 1-23       | 2-32       |
| KICK RETURN AVERAGE     | 16.8       | 26.0       |
| PUNT RETURN AVERAGE     | 9.0        | 10.8       |
| INT RETURN AVERAGE      | 23.0       | 16.0       |
| FUMBLES-LOST            | 6-5        | 2-2        |
| PENALTIES-Yards         | 12-117     | 19-152     |
| Average Per Game        | 58.5       | 76.0       |
| PUNTS-Yards             | 7-371      | 14-552     |
| Average Per Punt        | 53.0       | 39.4       |
| Net punt average        | 44.0       | 36.7       |
| KICKOFFS-Yards          | 10-634     | 12-578     |
| Average Per Kick        | 63.4       | 48.2       |
| Net kick average        | 37.7       | 34.9       |
| TIME OF POSSESSION/Game | 27:35      | 32:25      |
| 3RD-DOWN Conversions    | 12/31      | 13/32      |
| 3rd-Down Pct            | 39%        | 41%        |
| 4TH-DOWN Conversions    | 3/5        | 2/2        |
| 4th-Down Pct            | 60%        | 100%       |
| SACKS BY-Yards          | 3-21       | 3-24       |
| MISC YARDS              | 0          | 0          |
| TOUCHDOWNS SCORED       | 6          | 8          |
| FIELD GOALS-ATTEMPTS    | 4-5        | 2-2        |
| ON-SIDE KICKS           | 0-1        | 0-0        |
| RED-ZONE SCORES         | (4-4) 100% | (8-8) 100% |
| RED-ZONE TOUCHDOWNS     | (3-4) 75%  | (7-8) 88%  |
| PAT-ATTEMPTS            | (6-6) 100% | (8-8) 100% |
| ATTENDANCE              | 0          | 0          |
| Games/Avg Per Game      | 1/0        | 1/0        |
| Neutral Site Games      |            | 0/0        |

| <b>Score by Quarters</b> | <b>1st</b> | <b>2nd</b> | <b>3rd</b> | <b>4th</b> | <b>OT</b> | <b>Total</b> |
|--------------------------|------------|------------|------------|------------|-----------|--------------|
| Michigan State           | 14         | 13         | 13         | 14         | 0         | 54           |
| Opponents                | 21         | 17         | 7          | 17         | 0         | 62           |



**2020 Michigan State Football**  
**Michigan State Overall Defensive Statistics (as of Nov 03, 2020)**  
**All games**

| ##        | Defensive Leaders | gp | Tackles |    |     |         | Sacks<br>no-yds | Pass defense |      |     | Fumbles |    | blkd |     |
|-----------|-------------------|----|---------|----|-----|---------|-----------------|--------------|------|-----|---------|----|------|-----|
|           |                   |    | ua      | a  | tot | tfl/yds |                 | int-yds      | brup | qbh | rcv-yds | ff | kick | saf |
| 34        | Simmons, Antjuan  | 2  | 10      | 12 | 22  | 3.5-8   | .               | .            | 2    | 1   | 1-0     | .  | .    | .   |
| 45        | Harvey, Noah      | 2  | 10      | 10 | 20  | 2.0-5   | .               | .            | .    | 1   | .       | .  | .    | .   |
| 2P        | Person, Tre       | 2  | 14      | 1  | 15  | 1.0-10  | 1.0-10          | .            | 1    | .   | .       | .  | .    | .   |
| 3         | Henderson, Xavier | 2  | 8       | 5  | 13  | 1.0-2   | .               | .            | .    | .   | .       | .  | .    | .   |
| 96        | Panasiuk, Jacob   | 2  | 4       | 6  | 10  | 1.5-5   | .               | .            | .    | 1   | .       | .  | .    | .   |
| 1J        | Jackson, Chris    | 2  | 5       | 4  | 9   | 2.0-5   | .               | .            | 1    | .   | .       | .  | .    | .   |
| 29        | Brown, Shakur     | 2  | 7       | 1  | 8   | .       | .               | 1-23         | 2    | .   | .       | .  | .    | .   |
| 1D        | Dowell, Michael   | 2  | 7       | .  | 7   | .       | .               | .            | 1    | .   | .       | .  | .    | .   |
| 86        | Beesley, Drew     | 2  | 6       | 1  | 7   | 2.5-11  | 1.0-7           | .            | 1    | .   | .       | 1  | .    | .   |
| 18        | Gervin, Kalon     | 2  | 5       | 1  | 6   | .       | .               | .            | 2    | .   | .       | .  | .    | .   |
| 93        | Jones, Naquan     | 2  | 3       | 2  | 5   | 1.5-2   | .               | .            | .    | .   | 1-0     | .  | .    | .   |
| 9         | Long, Dominique   | 2  | 4       | 1  | 5   | .       | .               | .            | .    | .   | .       | .  | .    | .   |
| 21        | Kline, Chase      | 2  | 3       | 2  | 5   | .       | .               | .            | .    | .   | .       | 1  | .    | .   |
| 8H        | Hunt, Jalen       | 2  | 2       | 1  | 3   | 1.0-5   | .               | .            | .    | .   | .       | .  | .    | .   |
| 23        | Snow, Darius      | 1  | 2       | 1  | 3   | .       | .               | .            | .    | .   | .       | .  | .    | .   |
| 14        | Williams, Davion  | 2  | .       | 2  | 2   | .       | .               | .            | .    | .   | .       | .  | .    | .   |
| 20        | Flowers, Emmanuel | 2  | 2       | .  | 2   | .       | .               | .            | .    | .   | .       | .  | .    | .   |
| 91        | Camper, Jack      | 2  | .       | 2  | 2   | .       | .               | .            | .    | 1   | .       | .  | .    | .   |
| 9M        | Mallory, Dashaun  | 2  | 1       | 1  | 2   | 1.0-4   | 1.0-4           | .            | .    | 1   | .       | .  | .    | .   |
| 26        | Wright, Brandon   | 2  | .       | 2  | 2   | .       | .               | .            | .    | .   | .       | .  | .    | .   |
| 2         | Barnett, Julian   | 2  | 1       | .  | 1   | .       | .               | .            | .    | .   | .       | .  | .    | .   |
| 6S        | Slade, Jacob      | 2  | .       | 1  | 1   | .       | .               | .            | .    | 1   | .       | .  | .    | .   |
| 4K        | Kruse, David      | 2  | .       | 1  | 1   | .       | .               | .            | .    | .   | .       | .  | .    | .   |
| 15        | Grose, Angelo     | 2  | .       | 1  | 1   | .       | .               | .            | .    | .   | .       | .  | .    | .   |
| 99        | Baringer, Bryce   | 2  | 1       | .  | 1   | .       | .               | .            | .    | .   | .       | .  | .    | .   |
| 11        | Heyward, Connor   | 2  | 1       | .  | 1   | .       | .               | .            | .    | .   | .       | .  | .    | .   |
| 40        | Pedrozo, Jude     | 2  | .       | 1  | 1   | .       | .               | .            | .    | .   | .       | .  | .    | .   |
| 43        | Mandryk, Jack     | 2  | .       | 1  | 1   | .       | .               | .            | .    | .   | .       | .  | .    | .   |
| Total     |                   | 2  | 96      | 60 | 156 | 17-57   | 3-21            | 1-23         | 10   | 6   | 2-0     | 2  | .    | .   |
| Opponents |                   | 2  | 70      | 98 | 168 | 14-57   | 3-24            | 2-32         | 4    | 3   | 5-0     | 5  | .    | .   |

**2020 Michigan State Football**  
**Michigan State Team Game-by-Game (as of Nov 03, 2020)**  
**All games**

**TEAM STATISTICS**

| Date           | Opponent    | Rushing |     |    |    | Receiving |     |    |    | Passing     |     |    |    | Kick Returns |     |    |    | Punt Returns |     |    |    | tot<br>off |
|----------------|-------------|---------|-----|----|----|-----------|-----|----|----|-------------|-----|----|----|--------------|-----|----|----|--------------|-----|----|----|------------|
|                |             | no.     | yds | td | lg | no.       | yds | td | lg | cmp-att-int | yds | td | lg | no.          | yds | td | lg | no.          | yds | td | lg |            |
| Oct 24         | RUTGERS     | 39      | 50  | 0  | 14 | 31        | 319 | 3  | 50 | 31-43-2     | 319 | 3  | 50 | 4            | 65  | 0  | 29 | 2            | 18  | 0  | 17 | 369        |
| Oct 31         | at Michigan | 38      | 126 | 0  | 28 | 17        | 323 | 3  | 53 | 17-32-0     | 323 | 3  | 53 | 1            | 19  | 0  | 19 | 0            | 0   | 0  | 0  | 449        |
| Michigan State |             | 77      | 176 | 0  | 28 | 48        | 642 | 6  | 53 | 48-75-2     | 642 | 6  | 53 | 5            | 84  | 0  | 29 | 2            | 18  | 0  | 17 | 818        |
| Opponents      |             | 75      | 258 | 7  | 26 | 51        | 470 | 1  | 30 | 51-82-1     | 470 | 1  | 30 | 7            | 182 | 0  | 39 | 4            | 43  | 0  | 32 | 728        |

Games: 2 • Avg/rush: 2.3 • Avg/catch: 13.4 • Pass effci: 156.97 • KR avg: 16.8 • PR avg: 9.0 • All purpose avg/game: 471.5 • Total offense avg/gm: 409.0

|                |             | Tackles |    |       |         | Sacks  | Fumble |        | Pass Defense |     |      | blkd | PAT Attempts |      |     | off |     |     |
|----------------|-------------|---------|----|-------|---------|--------|--------|--------|--------------|-----|------|------|--------------|------|-----|-----|-----|-----|
| Date           | Opponent    | ua      | a  | total | tfl-yds | no-yds | ff     | fr-yds | int-yds      | qbh | brup | kick | kick         | rush | rcv | saf | t/o | pts |
| Oct 24         | RUTGERS     | 40      | 40 | 80    | 11.0-37 | 2.0-17 | 2      | 2-0    | 1-23         | 4   | 3    | 0    | 3-3          | 0    | 0   | 0   | 10  | 27  |
| Oct 31         | at Michigan | 56      | 20 | 76    | 6.0-20  | 1.0-4  | 0      | 0-0    | 0-0          | 2   | 7    | 0    | 3-3          | 0    | 0   | 0   | 0   | 27  |
| Michigan State |             | 96      | 60 | 156   | 17.0-57 | 3.0-21 | 2      | 2-0    | 1-23         | 6   | 10   | 0    | 6-6          | 0    | 0   | 0   | 10  | 54  |
| Opponents      |             | 70      | 98 | 168   | 14.0-57 | 3.0-24 | 5      | 5-0    | 2-32         | 3   | 4    | 0    | 8-8          | 0    | 0   | 0   | 21  | 62  |

|                |             | Punting |     |      |      |      |    |    |     |     | Field Goals |      |      | Kickoffs |     |      |    |    |
|----------------|-------------|---------|-----|------|------|------|----|----|-----|-----|-------------|------|------|----------|-----|------|----|----|
| Date           | Opponent    | no.     | yds | avg  | long | blkd | tb | fc | 50+ | i20 | md-att      | long | blkd | no.      | yds | avg  | tb | ob |
| Oct 24         | RUTGERS     | 2       | 101 | 50.5 | 55   | 0    | 0  | 0  | 1   | 1   | 2-2         | 48   | 0    | 4        | 251 | 62.8 | 1  | 0  |
| Oct 31         | at Michigan | 5       | 270 | 54.0 | 78   | 0    | 1  | 0  | 4   | 1   | 2-3         | 51   | 0    | 6        | 383 | 63.8 | 2  | 0  |
| Michigan State |             | 7       | 371 | 53.0 | 78   | 0    | 1  | 0  | 5   | 2   | 4-5         | 51   | 0    | 10       | 634 | 63.4 | 3  | 0  |
| Opponents      |             | 14      | 552 | 39.4 | 50   | 0    | 1  | 2  | 1   | 7   | 2-2         | 44   | 0    | 12       | 578 | 48.2 | 3  | 0  |

**2020 Michigan State Football**  
**Michigan State Opponent Game-by-Game (as of Nov 03, 2020)**  
**All games**

**OPPONENT STATISTICS**

| Date           | Opponent    | Rushing |     |    |    | Receiving |     |    |    | Passing     |     |    |    | Kick Returns |     |    |    | Punt Returns |     |    |    | tot<br>off |
|----------------|-------------|---------|-----|----|----|-----------|-----|----|----|-------------|-----|----|----|--------------|-----|----|----|--------------|-----|----|----|------------|
|                |             | no.     | yds | td | lg | no.       | yds | td | lg | cmp-att-int | yds | td | lg | no.          | yds | td | lg | no.          | yds | td | lg |            |
| Oct 24         | RUTGERS     | 41      | 106 | 4  | 26 | 19        | 170 | 1  | 30 | 19-30-1     | 170 | 1  | 30 | 3            | 94  | 0  | 39 | 2            | 12  | 0  | 9  | 276        |
| Oct 31         | at Michigan | 34      | 152 | 3  | 19 | 32        | 300 | 0  | 26 | 32-52-0     | 300 | 0  | 26 | 4            | 88  | 0  | 38 | 2            | 31  | 0  | 32 | 452        |
| Opponents      |             | 75      | 258 | 7  | 26 | 51        | 470 | 1  | 30 | 51-82-1     | 470 | 1  | 30 | 7            | 182 | 0  | 39 | 4            | 43  | 0  | 32 | 728        |
| Michigan State |             | 77      | 176 | 0  | 28 | 48        | 642 | 6  | 53 | 48-75-2     | 642 | 6  | 53 | 5            | 84  | 0  | 29 | 2            | 18  | 0  | 17 | 818        |

Games: 2 • Avg/rush: 3.4 • Avg/catch: 9.2 • Pass effic: 111.93 • KR avg: 26.0 • PR avg: 10.8 • All purpose avg/game: 492.5 • Total offense avg/gm: 364.0

| Date           | Opponent    | Tackles |    |       |         | Sacks  |    | Fumble |  | Pass Defense |     |      | blkd | PAT Attempts |      |     | off |     |     |
|----------------|-------------|---------|----|-------|---------|--------|----|--------|--|--------------|-----|------|------|--------------|------|-----|-----|-----|-----|
|                |             | ua      | a  | total | tfl-yds | no-yds | ff | fr-yds |  | int-yds      | qbh | brup | kick | kick         | rush | rcv | saf | t/o | pts |
| Oct 24         | RUTGERS     | 44      | 52 | 96    | 12.0-50 | 3.0-24 | 5  | 5-0    |  | 2-32         | 1   | 2    | 0    | 5-5          | 0    | 0   | 0   | 21  | 38  |
| Oct 31         | at Michigan | 26      | 46 | 72    | 2.0-7   | 0.0-0  | 0  | 0-0    |  | 0-0          | 2   | 2    | 0    | 3-3          | 0    | 0   | 0   | 0   | 24  |
| Opponents      |             | 70      | 98 | 168   | 14.0-57 | 3.0-24 | 5  | 5-0    |  | 2-32         | 3   | 4    | 0    | 8-8          | 0    | 0   | 0   | 21  | 62  |
| Michigan State |             | 96      | 60 | 156   | 17.0-57 | 3.0-21 | 2  | 2-0    |  | 1-23         | 6   | 10   | 0    | 6-6          | 0    | 0   | 0   | 10  | 54  |

|                |             | Punting |     |      |      |      |    |    |     |     | Field Goals |      |      | Kickoffs |     |      |    |    |
|----------------|-------------|---------|-----|------|------|------|----|----|-----|-----|-------------|------|------|----------|-----|------|----|----|
| Date           | Opponent    | no.     | yds | avg  | long | blkd | tb | fc | 50+ | i20 | md-att      | long | blkd | no.      | yds | avg  | tb | ob |
| Oct 24         | RUTGERS     | 6       | 233 | 38.8 | 50   | 0    | 0  | 1  | 1   | 3   | 1-1         | 44   | 0    | 7        | 311 | 44.4 | 0  | 0  |
| Oct 31         | at Michigan | 8       | 319 | 39.9 | 47   | 0    | 1  | 1  | 0   | 4   | 1-1         | 23   | 0    | 5        | 267 | 53.4 | 3  | 0  |
| Opponents      |             | 14      | 552 | 39.4 | 50   | 0    | 1  | 2  | 1   | 7   | 2-2         | 44   | 0    | 12       | 578 | 48.2 | 3  | 0  |
| Michigan State |             | 7       | 371 | 53.0 | 78   | 0    | 1  | 0  | 5   | 2   | 4-5         | 51   | 0    | 10       | 634 | 63.4 | 3  | 0  |



# 2020 SPARTAN FOOTBALL GAME NOTES

## 2020 SCORING DRIVES BREAKDOWN

### MSU SCORING DRIVES (Game-by-Game)

| Opp. | Plays | Yards | Time | Result | Qtr | Scoring Play                 |
|------|-------|-------|------|--------|-----|------------------------------|
| RU   | 9     | 86    | 2:59 | TD     | 1   | Reed 50-yd pass; Lombardi    |
| RU   | 4     | 3     | 2:52 | FG     | 2   | Coghlin 45-yd FG             |
| RU   | 6     | 33    | 0:36 | FG     | 2   | Coghlin 48-yd FG             |
| RU   | 1     | 30    | 0:08 | TD     | 3   | Nailor, 30-yd pass; Lombardi |
| RU   | 9     | 65    | 2:45 | TD     | 4   | Reed 4-yd; Lombardi          |
| MICH | 4     | 71    | 1:14 | TD     | 1   | White 30-yd pass; Lombardi   |
| MICH | 6     | 68    | 2:01 | TD     | 2   | Heyward 2-yd; Lombardi       |
| MICH | 5     | 52    | 1:03 | FG     | 3   | Coghlin 27-yd FG             |
| MICH | 9     | 45    | 3:37 | FG     | 3   | Coghlin 51-yd FG             |
| MICH | 11    | 92    | 4:37 | TD     | 4   | Heyward 13-yd; Lombardi      |

#### Quick Strike Breakdown

Fewest Plays: 1, vs. Rutgers  
 Fewest Yards (TD): 30, vs. Rutgers  
 Fewest Yards (FG): 3, vs. Rutgers  
 Time of Possession: 0:08, vs. Rutgers

#### Longest Drives Breakdown

by No. of Plays: 11, vs. Michigan  
 by No. of Yards: 92, vs. Michigan  
 Time of Possession: 4:37, vs. Michigan  
 Longest Scoring Play (run): Heyward 13-yards vs. Michigan  
 Longest Scoring Play (pass): Reed 50-yard pass from Lombardi vs. Rutgers

#### TD Drive Breakdown

No. of TD Scoring Drives: 6

1-9 yards: 0  
 10-19 yards: 0  
 20-29 yards: 0  
 30-39 yards: 1  
 40-49 yards: 0  
 50-59 yards: 0  
 60-69 yards: 2  
 70-79 yards: 1  
 80-89 yards: 1  
 90-99 yards: 1

1st Quarter: 2  
 2nd Quarter: 1  
 3rd Quarter: 1  
 4th Quarter: 2  
 Overtime: 0

Most Points in a Quarter: 7 (six times), most recently, 4th vs. Michigan  
 Most Points in 1st Half: 14, vs. Michigan  
 Most Points in 2nd Half: 14, vs. Rutgers

Scoring On Opening Drive: --

### OPPONENT SCORING DRIVES (Game-by-Game)

| Opp. | Plays | Yards | Time | Result | Qtr | Scoring Play             |
|------|-------|-------|------|--------|-----|--------------------------|
| RU   | 10    | 75    | 3:41 | TD     | 1   | Pacheco 12-yd run        |
| RU   | 4     | 1     | 1:23 | TD     | 1   | Langan 1-yd run          |
| RU   | 2     | 23    | 0:46 | TD     | 2   | Vedral 24-yd run         |
| RU   | 6     | 53    | 2:26 | TD     | 2   | Pacheco 3-yd run         |
| RU   | 14    | 54    | 6:11 | FG     | 4   | Fava 44-yd FG            |
| RU   | 4     | 26    | 2:19 | TD     | 4   | Jones 14-yd pass; Vedral |
| MICH | 8     | 60    | 3:56 | TD     | 1   | Corum 8-yd run           |
| MICH | 9     | 70    | 3:37 | FG     | 2   | Nordin 23-yd FG          |
| MICH | 11    | 75    | 4:26 | TD     | 3   | Corum 1-yd run           |
| MICH | 18    | 93    | 4:34 | TD     | 4   | Haskins 2 yd run         |

#### Quick Strike Breakdown

Fewest Plays: 1, vs. Rutgers  
 Fewest Yards (TD): 1, vs. Rutgers  
 Fewest Yards (FG): 54, vs. Rutgers  
 Time of Possession (TD): 0:46, vs. Rutgers  
 Time of Possession (FG): 6:11, vs. Rutgers

#### Longest Drives Breakdown

by No. of Plays: 18, vs. Michigan  
 by No. of Yards: 93, vs. Michigan  
 Time of Possession: 6:11 (FG), vs. Rutgers  
 Longest Scoring Play (run): 24-yd run, Vedral (Rutgers)  
 Longest Scoring Play (pass): 14-yd pass, Jones from Vedral (Rutgers)

#### TD Drive Breakdown

No. of TD Scoring Drives: 8

1-9 yards: 1  
 10-19 yards: 0  
 20-29 yards: 2  
 30-39 yards: 0  
 40-49 yards: 0  
 50-59 yards: 1  
 60-69 yards: 1  
 70-79 yards: 2  
 80-89 yards: 0  
 90-99 yards: 1

1st Quarter: 3  
 2nd Quarter: 2  
 3rd Quarter: 1  
 4th Quarter: 2  
 Overtime: 0

Most Points in a Quarter: 14, 1st & 2nd, Rutgers  
 Most Points in 1st Half: 28, Rutgers  
 Most Points in 2nd Half: 14, Michigan

Fewest Points in a Quarter: 0, 1 time: Rutgers (3rd)  
 Fewest Points in 1st Half: 10, Michigan  
 Fewest Points in 2nd Half: 10, Rutgers

Scoring On Opening Drive: Rutgers (TD)