

**\$10**



**IOWA vs. MICHIGAN**

**DECEMBER 4, 2021 | LUCAS OIL STADIUM**





# THE CASH BACK QUARTERBACK

Get the Official Credit Card of the Big Ten Conference  
and earn cash back on every purchase.

[Discover.com/BigTen](https://discover.com/BigTen)





# THE ONE FANS DESERVE



PRESENTED BY  
DISCOVER



OFFICIAL PARTNER OF THE BIG TEN







### 2021 CHAMPIONSHIP GAME

Welcome to Indianapolis.....	4
Welcome from the Big Ten.....	6
Big Ten Fan Fest.....	7
Ancillary Events.....	8
City of Indianapolis.....	70
Lucas Oil Stadium.....	70
Indiana Sports Corp.....	71

### CHAMPIONSHIP GAME HISTORY

2020: Northwestern vs. Ohio State.....	10
2019: Wisconsin vs. Ohio State.....	12
2018: Ohio State vs. Northwestern.....	14
2017: Ohio State vs. Wisconsin.....	14
2016: Penn State vs. Wisconsin.....	16
2015: Michigan State vs. Iowa.....	16
2014: Ohio State vs. Wisconsin.....	18
2013: Michigan State vs. Ohio State.....	18
2012: Wisconsin vs. Nebraska.....	19
2011: Wisconsin vs. Michigan State.....	19
Championship Game Records.....	20

### AWARDS

Stagg Championship Trophy.....	56
Grange-Griffin Championship Game MVP.....	56
Big Ten Individual Awards.....	57
All-Big Ten Teams.....	68

### BIG TEN

2021 Season Results.....	52
Big Life. Big Stage. Big Ten.....	53
Rose Bowl Game.....	54
Big Ten Bowl Destinations.....	55
2021 Season Recap.....	64
2021 Final Statistics.....	65
Big Ten Network.....	72

### MICHIGAN WOLVERINES

University of Michigan.....	24
Season Recap.....	26
Head Coach Jim Harbaugh.....	28
2021 Statistics.....	29
2021 Roster.....	30
2021 Wolverines.....	31

### IOWA HAWKEYES

University of Iowa.....	38
Season Recap.....	40
Head Coach Kirk Ferentz.....	42
2021 Statistics.....	43
2021 Roster.....	46
2021 Hawkeyes.....	47

## CREDITS

### BIG TEN CONFERENCE STAFF

Commissioner: Kevin Warren  
 Senior Executive Assistant to the Commissioner: Mai Davis  
 Deputy Commissioner, Chief Sports Officer: Diana Sabau  
 Senior Vice President, Controller: Laura Anderson  
 Senior Vice President, People & Culture Officer: Omar Brown  
 Senior Vice President, Television, Media Analytics & Emerging Platforms: Kerry Kenny  
 Chief Legal Officer and General Counsel: Erica McKinley  
 Chief of Staff, Strategy & Operations and Deputy General Counsel: Adam Neuman  
 Senior Vice President, Chief Information Officer: Nate Schnader  
 Senior Vice President, Communications, Marketing, Digital & Social Media: Jon Schwartz  
 Senior Vice President, Chief Financial Officer: Julie Suderman  
 Fellow, Office of the Commissioner: Noor Davis  
 Senior Director, Branding: Robin Jentes  
 Senior Director, Communications & Sports Administration: Adam Augustine  
 Director, Communications: Zach Groen  
 Director, Digital and Social Media: Monique Bowman  
 Associate Director, Creative Strategy: Chris Althoff  
 Associate Director, Communications: Tyler Beck  
 Associate Director, Communications: Chris Masters  
 Associate Director, Communications: Megan Rowley  
 Assistant Director, Digital and Social Media: Dennis Graham  
 Assistant Director, Branding: Leah Jenk  
 Assistant Director, Merchandising: Sandra Morgan  
 Vice President, Events & Operations: Scott Chipman  
 Assistant Director, Events & Operations: Kaylah Hughes  
 Assistant Director, Events & Operations: CJ Michie  
 CD Henry Intern: Isaiah Tucker  
 Associate Director, Facilities: Michael Amore  
 Assistant Director, Engagement & Bowl Game Liaison: Maria Drange  
 Associate Director, Business Operations & Sports Administration: Satvik Patel  
 Associate Director, IT Systems and Network Engineer: Syed Husaini  
 Assistant Director, IT System Administrator: Michael McCarthy  
 Vice President, Compliance & Policy: Chad Hawley  
 Senior Director, Compliance: Gil Grimes  
 Associate Director, Compliance: Jennifer Dominguez  
 Associate Director, Policy & Legal Affairs: Fred Krauss  
 Executive Assistant, Compliance & Policy: Madeline Russell  
 Senior Director, Officiating Technology & Services: Tony Buyniski  
 Senior Director, Officiating: Brenda Hilton  
 Associate Director, Officiating Technology: Joseph Hamata  
 Assistant Director, Officiating Technology: Sam Arvaneh  
 Assistant Director, Officiating Services: Cori Daizovi  
 Assistant Director, Officiating Services: Katie Davidson  
 Gilbert Marchman Intern: Da'Vonta Ealy  
 Diversity, Equity & Inclusion Intern: Mya Perez  
 Vice President, Men's Basketball; Coordinator of Men's Basketball Officials: Rick Boyages  
 Vice President of Women's Basketball: Megan Kahn  
 Vice President, Olympic Sports Administration: Wendy Fallen  
 Associate Director, Sports Administration: A.J. Edds  
 Associate Director, Olympic Sport Officiating: Janelle McDaniel  
 Associate Director, Sports Administration: Katie Stankiewicz  
 Assistant Director, Sports Administration: Logan Young  
 Vice President, Sports Data Management and Analytics: Jessica Palermo  
 Associate Director, Television Administration: Grace McNamara

### BIG TEN SPORTS MEDIA SALES

General Manager: Scott Bailey  
 Senior Manager, Business Development: Kyle Walker  
 Account Executive, Business Development & Services: Caroline Niski

### LEARFIELD

President and CEO, LEARFIELD: Cole Gahagan

### LEARFIELD PUBLISHING

Managing Editor: Richard Groves; Project Editors: Jason Crisler, Kristin Pratt, Casey Castle, Andrew Campbell, Seth Raborn; Project Designer: Kim Hoskins; Vice President: Kirk Phillips; Directors: Kristy Marques, Matt Coy, Chad Laytham, Clerrinda Queen; Manager: Kim Sanders; Senior Specialists: Dan Peters, Sarah Jane Snowden; Specialists: Jen Brown, Sheila Morrigan.



# FUELING CHAMPIONS.

Marathon is proud to be the  
Official Fuel Sponsor of the Big Ten.



**BIG**



# WELCOME TO INDIANAPOLIS

MAYOR JOE HOGSETT



December 4, 2021

## Greetings!

It is my pleasure to welcome you to Indianapolis for the 2021 Big Ten Football Championship Game. We are honored that the Big Ten Conference and its members will once again host this event here in Indianapolis at Lucas Oil Stadium.

Indianapolis is proud to have hosted this championship since its inception in 2011. As is our practice, the City of Indianapolis has worked with the Big Ten Conference, Indiana Sports Corp, and hundreds of volunteers to guarantee an unmatched experience for student athletes, coaches, administrators, alumni, and fans alike.

Whether you are here as a participant, supporter, or fan, I hope you take the time to enjoy the wonderful attractions Indianapolis has to offer. The Indianapolis Zoo and White River Gardens, the Indianapolis Museum of Art and Newfields grounds, and the 8-mile Cultural Trail that winds through downtown, connecting dining, shopping, cultural amenities, and entertainment options in all six of our eclectic cultural districts. With major tourism-related infrastructure on the horizon and an award-winning airport, our city is truly the Crossroads of America.

I hope you enjoy your time in our city – I am confident you will experience our trademark Hoosier Hospitality while you're here. Good luck to our visiting athletes, coaches, and fans!


Sincerely,



Joseph H. Hogsett  
Mayor  
City of Indianapolis







# Passion for life, meet money for life.

Follow whatever calls you and leave your retirement to us.  
Guaranteed lifetime income means money when you need it,  
for however long you need it. Visit [TIAA.org/NeverRunOut](https://TIAA.org/NeverRunOut)

TIAA is proud to be the official retirement planning partner of the Big Ten Conference

Annuity contracts and certificates are issued by Teachers Insurance and Annuity Association of America (TIAA), New York, NY. Any guarantees under annuities issued by TIAA are subject to TIAA's claims-paying ability. 1720338



# WELCOME FROM THE BIG TEN

COMMISSIONER KEVIN WARREN



Dear Big Ten Football Fans:

It is an honor and a privilege to welcome you to Indianapolis and Lucas Oil Stadium for the 11th annual Big Ten Conference Football Championship Game.

It has been a memorable 2021 season that has been made even more enjoyable by the return of you, our incredible Big Ten fans, to stadiums around the conference. We are looking forward to culminating this celebration of Big Ten Conference football tonight with an exciting matchup of two great and tradition-rich programs in Iowa and Michigan.



Once again this year, we are incredibly grateful to our member institutions' operations, athletic training and medical teams, as well as the support of our Council of Presidents and Chancellors, faculty athletics representatives, athletics directors and senior woman administrators. They have all worked tirelessly to ensure the health and safety of our student-athletes, coaches, officials, and game day personnel throughout the 2021 season, particularly during these unprecedented times we have faced as a country. Everyone in the Big Ten Conference family should be very proud of their collaboration to make this Big Ten Championship Game a reality.

Thank you to Mayor Joe Hogsett, the City of Indianapolis, Lucas Oil Stadium, and Indiana Sports Corp for their support and hospitality. We also wish to extend a special thank you to our television partners, FOX, Big Ten Network, ABC and ESPN who have been instrumental in bringing Big Ten football to millions of fans around the world this season.

Enjoy the game, stay safe and God bless.

Kevin Warren  
Commissioner  
Big Ten Conference



## BIG TEN FAN FEST


PRESENTED BY DR PEPPER



Fans can make plans to visit one of the exciting kickoff events to Big Ten Football Championship Game weekend at the Big Ten Fan Fest Presented by Dr Pepper. Based inside the Indiana Convention Center on Friday, Dec. 3 and Saturday, Dec. 4, the Big Ten Fan Fest offers interactive exhibits, games, giveaways, marching band and cheerleader performances and fun activities for the whole family that will help everyone get into the gameday spirit.

The Big Ten Fan Fest will be open from 5-9 p.m. (ET) Friday and 10 a.m.-8 p.m. (ET) Saturday, giving fans the opportunity to begin their championship weekend experience by engaging in numerous activities while also stopping by several food and beverage areas within the Indiana Convention Center. Each Football Championship Game ticket will allow complimentary access for the holder to Fan Fest. Fan Fest tickets may also be purchased on-site at the Georgia Street Ticket Office located outside of Hall J in the Indiana Convention Center beginning at 3:30 p.m. (ET) Friday and 9:30 a.m. (ET) Saturday. Prices are \$8 for adults and \$4 for youth (ages 3-12). Children ages 2 and under are free, while individuals with a military ID will gain complimentary access.

Dr Pepper Field will be the home of many instructional sessions, as USA Football will host several free clinics. The field also will be the site of pregame performances on Saturday with the participating teams' marching bands and cheerleaders (Michigan squads at 5:15 p.m. ET, followed by the Iowa squads at 6 p.m. ET), culminating Big Ten Fan Fest and setting the stage for Saturday night's Big Ten Championship Game.





# ANCILLARY EVENTS

BIG TEN FOOTBALL CHAMPIONSHIP GAME



## USA FOOTBALL FUNDAMENTAL YOUTH CLINICS

The Big Ten Conference and Indiana Sports Corp will again host free non-contact USA Football FUNdamental youth clinics for kids ages 5-14 on Saturday, Dec. 4 at the Big Ten Fan Fest presented by Dr Pepper. Parents are welcome to attend the clinics that will take place at 10:30 a.m., 11 a.m., 11:30 a.m., noon, 1:30 p.m., 2 p.m., 2:30 p.m., 3 p.m. and 3:30 p.m. (all times Eastern) at the Indiana Convention Center during Fan Fest. There will be a number of free giveaways throughout the day as well. No pre-registration required (with a paid entrance into Fan Fest) and participants will receive a t-shirt.

## YOUTH FOOTBALL OFFICIALS CLINICS

Indiana Sports Corp, in partnership with the Big Ten Conference, is bringing a free opportunity to become a youth football official for those 18 years or older. As part of the program, Indiana Sports Corp will host three different football officials' training sessions, with the first taking place in person during the Big Ten Football Championship Game weekend on Friday, Dec. 3. The second training session will be held virtually in April, and the final session will take place in person in June of 2022. In June, all participants will be officially certified after passing an online test. Pre-registration is required, with further details on the Indiana Sports Corp website.

## TAIL GREATER PARTY ON GEORGIA STREET

One of the centerpieces of the Big Ten Football Championship Game experience is the Tail Greater Party on Georgia Street. Free to the public and located just a short walk from Lucas Oil Stadium and the Indiana Convention Center, home of the Big Ten Fan Fest presented by Dr Pepper. The tailgate will take place from 10 a.m.-8 p.m. (ET) on Saturday, Dec. 4, providing the ultimate tailgate atmosphere all the way up to kickoff. Fans will be able to enjoy food trucks, a live band and DJ, college football action on numerous video screens,

photo opportunities and the World Famous St. Elmo's Shrimp Eating Contest, which features both amateur and professional competitive eaters. It's a tailgate event unlike any other and one you'll want to be sure to make a part of your gameday experience!

## FOX SPORTS CARES NIGHT AT BIG TEN FAN FEST PRESENTED BY DR PEPPER

In partnership with FOX Sports, the Community Service Committee will work to recruit 120 Indiana Special Olympics athletes to take part in basketball, cheer and football clinics in Fan Fest concluding in a special awards ceremony and cheer performance at the end of the evening. Clinics will be conducted by USA Football, clinicians from the Big Ten Women's Basketball Tournament youth clinic, and Indiana/Purdue Cheer and Dance. The schedule is from 5-7:30 p.m. (ET) on Friday, Dec. 3.

## BIG TEN RV NATION

Located at the corner of Missouri and McCarty Streets, directly across from the south side of Lucas Oil Stadium, Big Ten RV Nation is the only official Big Ten Football Championship Game location that provides RV and oversized vehicle parking for tailgating, games, entertainment and much more! Fans are just steps from all downtown venues, restaurants and other events, while RV Nation will hold several unique activities throughout the weekend. The lot opens Friday, Dec. 3, and will remain open through noon (ET) Sunday, Dec. 5.

## TEAM PEP RALLIES

Individual pep rallies involving the bands and cheerleaders of the teams participating in the Big Ten Football Championship Game will take place on Saturday, Dec. 4. The exact timing and locations for the team pep rallies will be announced prior to game weekend.



**from the biggest  
of the big, to the  
littlest of the little.**



Whenever you shop Meijer, you support the Big Ten Conference  
and hundreds of local teams across the Midwest.





# 2020 BIG TEN CHAMPIONSHIP GAME

RECAP



OHIO STATE RUNNING BACK TREY SERMON CAPTURED THE 2020 GRANGE-GRIFFIN MOST VALUABLE PLAYER AWARD AFTER SETTING SCHOOL AND BIG TEN FOOTBALL CHAMPIONSHIP GAME RECORDS WITH 331 RUSHING YARDS AND 335 YARDS IN TOTAL OFFENSE, LEADING THE BUCKEYES TO THEIR FOURTH CONSECUTIVE CONFERENCE TITLE WITH A 22-10 WIN OVER NORTHWESTERN.

Ohio State running back Trey Sermon got the message. He'd heard coach Ryan Day preach about everything the Buckeyes overcame to reach the 2020 Big Ten Football Championship Game. He also heard Day urging players to overcome more obstacles in the second half.

So, Sermon delivered — with a record-breaking performance.

He ran for 331 yards and scored two second-half touchdowns, helping Ohio State rally past Northwestern 22-10 for its school-record fourth straight conference crown and a spot in the College Football Playoff.

Sermon used the combination of vision and speed to average 11.4 yards on 29 carries against one of the nation's top defenses, breaking Eddie George's single-game school record and the Big Ten Football Championship Game mark. Thus, it was no surprise he was voted the Grange-Griffin Most Valuable Player following the contest.

Quarterback Justin Fields said he couldn't throw the ball late in the game because of a sprained right thumb. Starting running back Master Teague left in the first half with an undisclosed injury, and star receiver Chris Olave was inactive and didn't make the trip.

The Wildcats led from the moment Cam Porter scored on a 9-yard run with 4:03 left in the first quarter until the moment Sermon answered with a 9-yard run to give the Buckeyes a 13-10 lead with 2:41 left in the third.

In between, Northwestern settled for a field goal on one drive and missed another scoring chance when Peyton Ramsey was picked off in the end zone to open the second half.

Ramsey was 24 of 37 with 224 yards and ran effectively, too, but he threw two interceptions and lost a fumble — all in the final two quarters.

Ohio State added a 26-yard field goal early in the fourth quarter, and Sermon, fittingly, sealed the win with a 3-yard scoring run with 4:03 to go.

## 2020 BIG TEN CHAMPIONSHIP GAME

## STATISTICAL SUMMARY



DECEMBER 19, 2020

LUCAS OIL STADIUM • INDIANAPOLIS, IND.

GRANGE-GRIFFIN MOST VALUABLE PLAYER: TREY SERMON, RB, OSU



SCORING SUMMARY	1Q	2Q	3Q	4Q		F
Northwestern Wildcats	7	3	0	0	—	10
Ohio State Buckeyes	3	3	7	9	—	22
Attendance: 3,178						

OSU - Blake Haubeil 41 yd field goal, 16-51, 8:26  
 NU - Cam Porter 9 yd run (Charlie Kuhbander kick), 7-75, 2:32  
 NU - Kuhbander 47 yd field goal, 14-65, 6:00  
 OSU - Haubeil 43 yd field goal, 8-49, 3:23  
 OSU - Trey Sermon 9 yd run (Haubeil kick), 7-71, 2:23  
 OSU - Haubeil 26 yd field goal, 5-31, 2:19  
 OSU - Sermon 3 yd run (pass failed), 9-80, 4:46

## TEAM STATISTICS

	NU	OSU
First Downs .....	19	24
Net Yards Rushing.....	105	399
Net Yards Passing.....	224	114
Completions-Attempts-Int.....	24-37-2	12-27-2
Total Offense Yards .....	329	513
Fumble returns: Number-Yds .....	0-0	0-0
Punt returns: Number-Yards .....	0-0	0-0
Kickoff returns: Number-Yds .....	1-17	0-0
Interception returns: Number-Yds .....	2-0	2-0
Punts: Number-Avg.....	4-42.2	3-39.3
Fumbles-Lost .....	1-1	1-0
Penalties-Yards.....	2-15	5-45
Possession Time .....	28:40	31:20
Third-Down Conversions.....	7 of 16	4 of 11
Fourth-Down Conversions .....	1 of 2	0 of 0
Red-Zone Scores-Chances.....	1-2	4-7

## INDIVIDUAL STATISTICS

Rushing: NU - Porter 16-61, 1 TD; Ramsey 10-28; McGowan 5-26; Bowser 1-1; TEAM 1-(-2); Lees 1-(-9). OSU - Sermon 29-331, 2 TD; Fields 12-35; Teague 2-23; Williams 1-10.

Passing: NU - Ramsey 24-37-2, 224 yards. OSU - Fields 12-27-2, 114 yards.

Receiving: NU - Chiaokhiao-Bowman 8-103; Raine 4-35; McGowan 4-33; Porter 3-15; Kirtz 2-16; Mangieri 1-16; Lees 1-11; Hull 1-(-1). OSU - Fleming 4-53; Wilson 4-49; Sermon 3-4; Teague 1-8.


## DEFENSIVE STATISTICS

## Northwestern

##	Player	Solo	Ast	Tot	Sack-Yds	TFL-Yds	FF	FR-Yds	Int-Yds	PBU	QBH
28	Chris Bergin	8	3	11	0.5-8	0.5-8	-	-	-	-	-
51	Blake Gallagher	5	4	9	-	-	-	-	-	-	-
42	Paddy Fisher	4	5	9	-	-	-	-	-	-	-
11	A.J. Hampton	5	3	8	-	1.0-3	-	-	-	1	-
99	Earnest Brown IV	4	1	5	1.0-5	2.0-7	-	-	-	-	-

## Ohio State

##	Player	Solo	Ast	Tot	Sack-Yds	TFL-Yds	FF	FR-Yds	Int-Yds	PBU	QBH
47	Justin Hilliard	5	4	9	-	2.0-10	-	1-0	1-0	-	-
21	Marcus Williamson	5	2	7	-	-	-	-	-	-	-
32	Tuf Borland	2	5	7	0.5-4	1.0-5	-	-	-	-	-
0	Jonathan Cooper	5	1	6	1.0-16	1.0-16	-	-	-	-	2
20	Pete Werner	5	0	5	-	-	1	-	-	-	-



NORTHWESTERN QUARTERBACK PEYTON RAMSEY COMPLETED 24 OF 37 PASSES FOR 224 YARDS AND RUSHED FOR AN ADDITIONAL 28 YARDS IN THE WILDCATS' SECOND FOOTBALL CHAMPIONSHIP GAME APPEARANCE IN THREE YEARS.



# 2019 CHAMPIONSHIP GAME

## RECAP

Justin Fields and J.K. Dobbins spent the first half scratching their heads. Then, Ohio State's dynamic duo — and teammates — reverted to their previously impressive form.

Fields threw three touchdown passes in the second half, Dobbins ran for 172 yards and a score and Ohio State sealed its first College Football Playoff trip in three years by shutting out Wisconsin in the second half in a 34-21 victory in the 2019 Big Ten Football Championship Game at Lucas Oil Stadium in Indianapolis.

Fields completed 19 of 31 passes for 299 yards and those three scores with no interceptions and was selected as the Grange-Griffin Most Valuable Player following the game.

With the victory, the Buckeyes claimed their third consecutive conference title and fourth Big Ten Football Championship Game victory in the game's nine-year history.

The Badgers, who lost 38-7 at Ohio State six weeks earlier, scored the first 14 points — Ohio State's largest deficit of the season. Wisconsin led 21-7 at the half.

But just like the first game, the Buckeyes turned it on in the third quarter.

Jeremy Ruckert started the comeback with a spectacular one-handed catch in the back of the end zone on the fifth play of the third quarter. The 16-yard pass cut the deficit to 21-14.

Four plays later, Wisconsin punter Anthony Lotti dropped the ball and was tackled at the Badgers 16. Ohio State converted that miscue into a 27-yard field goal.

And after Wisconsin missed a 48-yard field goal wide left on its next series, Fields hooked up with K.J. Hill for a 16-yard pass and 24-21 lead with 2:23 left in the third quarter.

Fields added a 13-yard TD pass to Hill early in the fourth quarter to give the Buckeyes a 31-21 lead and the Buckeyes closed the scoring with a 24-yard field goal. Wisconsin's Jack Coan ran for two touchdowns in the first half and Jonathan Taylor rushed for 148 yards and one touchdown.



JUSTIN FIELDS COMPLETED 19 OF 31 PASSES FOR 299 YARDS AND THREE SCORES WITH NO INTERCEPTIONS,

## 2019: OHIO STATE VS. WISCONSIN

DECEMBER 7, 2019  
LUCAS OIL STADIUM • INDIANAPOLIS, IND.  
GRANGE-GRIFFIN MVP: JUSTIN FIELDS, QB, OSU

SCORING SUMMARY	1Q	2Q	3Q	4Q	F
Ohio State	0	7	17	10	34
Wisconsin	7	14	0	0	21
Attendance: 66,649					

WIS — Jonathan Taylor 44 yd run (Zach Hintze kick), 1Q, 5-83, 2:03

WIS — Jack Coan 14 yd run (Hintze kick), 2Q, 14-80, 6:39

OSU — J.K. Dobbins 2 yd run (Blake Haubeil kick), 2Q, 10-71, 2:36

WIS — Coan 1 yd run (Hintze kick), 2Q, 4-75, 0:32

OSU — Jeremy Ruckert 16 yd pass from Justin Fields (Haubeil kick), 3Q, 5-75, 1:39

OSU — Haubeil 27 yd field goal, 3Q, 4-6, 1:11

OSU — K.J. Hill 16 yd pass from Fields (Haubeil kick), 3Q, 7-69, 3:13

OSU — Hill 13 yd pass from Fields (Haubeil kick), 4Q, 9-65, 3:02

OSU — Haubeil 24 yd field goal, 4Q, 12-62, 5:57

TEAM STATISTICS	OSU	WIS
Score .....	34	21
First Downs .....	28	23
Net Yards Rushing.....	172	200
Net Yards Passing.....	320	232
Completions-Attempts-Int .....	20-32-0	17-34-0
Total Offense Yards .....	492	432
Fumble returns: Number-Yds .....	0-0	0-0
Punt returns: Number-Yards .....	1-1	0-0
Kickoff returns: Number-Yds .....	0-0	2-28
Interception returns: Number-Yds .....	0-0	0-0
Punts: Number-Avg.....	2-43.0	4-40.2
Fumbles-Lost .....	1-1	1-0
Penalties-Yards.....	4-40	4-41
Possession Time .....	31:46	28:14
Third-Down Conversions.....	6 of 14	7 of 15
Fourth-Down Conversions .....	2 of 3	1 of 3
Red-Zone Scores-Chances.....	6-7	2-4





# WHAT'S YOUR BEEF?





# 2017 AND 2018 CHAMPIONSHIP GAMES

## RECAPS

### 2018: OHIO STATE VS. NORTHWESTERN

DECEMBER 1, 2018  
LUCAS OIL STADIUM • INDIANAPOLIS, IND.  
GRANGE GRIFFIN MVP: DWAYNE HASKINS, OSU

SCORING SUMMARY	1Q	2Q	3Q	4Q	F
Northwestern Wildcats	7	0	14	3	24
Ohio State Buckeyes	14	10	7	14	45

OSU— Terry McLaurin 16 yd pass from Dwayne Haskins (Blake Haubeil kick), 1Q, 10-77, 4:29  
 NU — John Moten IV 77 yd run (Charlie Kuhbander kick), 1Q, 2-80, 0:51  
 OSU— J.K. Dobbins 2 yd run (Blake Haubeil kick), 1Q, 8-65, 2:58  
 OSU— Blake Haubeil 42 yd field goal, 2Q, 8-21, 3:26  
 OSU— Terry McLaurin 42 yd pass from Dwayne Haskins (Blake Haubeil kick), 2Q, 9-78, 3:53  
 NU — Clayton Thorson 18 yd run (Charlie Kuhbander kick), 3Q, 5-75, 1:37  
 NU — Cameron Green 2 yd pass from Clayton Thorson (Charlie Kuhbander kick), 3Q, 11-85, 3:24  
 OSU— Chris Olave 29 yd pass from Dwayne Haskins (Blake Haubeil kick), 3Q, 6-60, 1:29  
 NU — Charlie Kuhbander 21 yd field goal, 4Q, 7-76, 1:50  
 OSU— Johnnie Dixon 9 yd pass from Dwayne Haskins (Blake Haubeil kick), 4Q, 4-75, 1:23  
 OSU— J.K. Dobbins 17 yd pass from Dwayne Haskins (Blake Haubeil kick), 4Q, 8-54, 2:32  
 OSU— Haubeil 24 yd field goal, 4Q, 12-62, 5:57

TEAM STATISTICS	NU	OSU
Score	24	45
First Downs	21	31
Net Yards Rushing	151	108
Net Yards Passing	267	499
Completions-Attempts-Int	27-44-2	34-41-1
Total Offense Yards	418	607
Fumble returns: Number-Yds	1-17	0-0
Punt returns: Number-Yards	1-1	2-9
Kickoff returns: Number-Yds	0-0	2-43
Interception returns: Number-Yds	1-0	2-1
Punts: Number-Avg	7-41.1	4-54.8
Fumbles-Lost	1-1	1-1
Penalties-Yards	3-15	9-90
Possession Time	24:08	35:52
Third-Down Conversions	5 of 15	10 of 18
Fourth-Down Conversions	0 of 1	1 of 1
Red-Zone Scores-Chances	3-3	4-6
Penalties-Yards	4-40	4-41
Possession Time	31:46	28:14
Third-Down Conversions	6 of 14	7 of 15
Fourth-Down Conversions	2 of 3	1 of 3
Red-Zone Scores-Chances	6-7	2-4



OHIO STATE QB DWAYNE HASKINS

### 2017: OHIO STATE VS. WISCONSIN

DECEMBER 2, 2017  
LUCAS OIL STADIUM • INDIANAPOLIS, IND.  
GRANGE GRIFFIN MVP: J.K. DOBBINS, OSU

SCORING SUMMARY	1Q	2Q	3Q	4Q	F
Ohio State Buckeyes	14	7	3	3	27
Wisconsin Badgers	7	3	3	8	21

OSU— Terry McLaurin 84 yd pass from J.T. Barrett (Sean Nuernberger kick), 1Q, 4-96, 6:31  
 WIS— Andrew Van Ginkel 9 yd interception return (Rafael Gaglianone kick), 1Q, 2:08  
 OSU— Parris Campbell 57 yd pass from Barrett (Nuernberger kick), 1Q, 4-75, 0:59  
 OSU— Barrett 1 yd run (Nuernberger kick), 2Q, 3-82, 11:10  
 WIS— Gaglianone 28 yd field goal, 2Q, 4-1, 3:42  
 WIS— Gaglianone 46 yd field goal, 3Q, 8-50, 10:14  
 OSU— Nuernberger 27 yd field goal, 3Q, 8-65, 7:25  
 WIS— Chris James 1 yd run (Troy Fumagalli pass from Alex Hornibrook), 4Q, 11-52, 12:39  
 OSU— Nuernberger 20 yd field goal, 4Q, 15-72, 5:20

TEAM STATISTICS	OSU	WIS
Score	27	21
First Downs	16	16
Net Yards Rushing	238	60
Net Yards Passing	211	238
Completions-Attempts-Int	12-26-2	20-41-2
Total Offensive Yards	449	298
Fumble returns: Number-Yds	0-0	0-0
Punt returns: Number-Yards	3-50	1-(-3)
Kickoff returns: Number-Yds	0-0	6-114
Interception returns: Number-Yds	2-4	2-12
Punts (Number-Avg)	5-46.0	8-44.9
Fumbles-Lost	2-1	1-0
Penalties-Yards	5-48	6-55
Possession Time	25:54	34:06
Third-Down Conversions	6 of 16	5 of 16
Fourth-Down Conversions	2 of 2	0 of 1
Red-Zone Scores-Chances	3-3	2-3



OHIO STATE QB J.T. BARRETT





# PROUD TO CALL THE **BIG** HOME

## THE LARGEST FLAT-ROLLED STEEL PRODUCER IN NORTH AMERICA

Cleveland-Cliffs is leading a new era of clean, efficient steelmaking. As the leading top-tier steel supplier to the automotive industry, we are innovating specialty grades of steel that help our customers design lighter, more fuel-efficient vehicles that maintain superior strength and safety performance. It's part of our sustainable business model, focused on the best environmental, social and governance practices and the production of clean steel for a better future.

**We are proud to be the Official Steel Company of the Big Ten Conference.**



Find your future in steel.  
Scan the QR code for career  
opportunities at Cliffs,  
or text CLIFFS to 97211.





# 2015 AND 2016 CHAMPIONSHIP GAMES

## RECAPS

### 2016: WISCONSIN VS. PENN STATE

DECEMBER 3, 2016  
LUCAS OIL STADIUM • INDIANAPOLIS, IND.  
GRANGE GRIFFIN MVP: TRACE MCSORLEY, PSU

SCORING SUMMARY	1Q	2Q	3Q	4Q	F
Wisconsin Badgers	14	14	3	0	31
Penn State Nittany Lions	7	7	14	10	38

WIS – Austin Ramesh 1 yd run (Andrew Endicott kick), 1Q, 14-81, 5:27  
WIS – Corey Clement 67 yd run (Endicott kick), 1Q, 2-72, 3:06  
PSU – Mike Gesicki 33 yd pass from Trace McSorley (Tyler Davis kick), 1Q, 5-75, 1:10  
WIS – Ryan Connelly 12 yd fumble return (Endicott kick), 2Q, 9:42  
WIS – Dare Ogunbowale 7 yd run (Endicott kick), 2Q, 5-42, 5:15  
PSU – Saeed Blacknall 40 yd pass from McSorley (Davis kick), 2Q 8-90, 0:58  
PSU – Blacknall 70 yd pass from McSorley (Davis kick), 3Q, 1-70, 10:58  
PSU – Saquon Barkley 1 yd run (Davis kick), 3Q, 8-63, 4:22  
WIS – Endicott 23 yd field goal, 3Q, 9-70, 0:16  
PSU – Barkley 18 yd pass from McSorley (Davis kick), 4Q, 4-81, 13:41  
PSU – Davis 24 yd field goal, 4Q, 9-58, 5:14

TEAM STATISTICS	WIS	PSU
Score .....	31	38
First Downs .....	22	21
Net Yards Rushing .....	241	51
Net Yards Passing .....	174	384
Completions-Attempts-Int .....	16-21-0	22-31-0
Total Offensive Yards .....	415	435
Fumble returns: Number-Yds .....	1-12	0-0
Punt returns: Number-Yards .....	1-0	1-5
Kickoff returns: Number-Yds .....	3-62	4-83
Interception returns: Number-Yds .....	0-0	0-0
Punts (Number-Avg) .....	4-34.8	2-49.0
Fumbles-Lost .....	2-0	2-2
Penalties-Yards .....	4-40	3-25
Possession Time .....	36:57	23:03
Third-Down Conversions .....	5 of 12	3 of 10
Fourth-Down Conversions .....	0 of 1	0 of 3
Red-Zone Scores-Chances .....	3-3	3-3
Possession Time .....	31:46	28:14
Third-Down Conversions .....	6 of 14	7 of 15
Fourth-Down Conversions .....	2 of 3	1 of 3
Red-Zone Scores-Chances .....	6-7	2-4



PENN STATE QB TRACE MCSORLEY

### 2015: MICHIGAN STATE VS. IOWA

DECEMBER 5, 2015  
LUCAS OIL STADIUM • INDIANAPOLIS, IND.  
GRANGE GRIFFIN MVP: CONNOR COOK, MSU

SCORING SUMMARY	1Q	2Q	3Q	4Q	F
Michigan State Spartans	3	0	6	7	16
Iowa Hawkeyes	3	3	0	7	13

MSU – Michael Geiger 23 yd field goal, 1Q, 7-22 11:11  
IOWA – Marshall Koehn 24 yd field goal, 1Q, 7-14 5:08  
IOWA – Marshall Koehn 43 yd field goal, 2Q, 9-42 13:28  
MSU – Geiger 29 yd field goal, 3Q, 11-47 4:23  
MSU – Geiger 47 yd field goal, 3Q, 6-33 0:57  
IOWA – Tevaun Smith 85 yd pass from C.J. Beathard (Koehn kick), 4Q, 2-75 14:49  
MSU – L.J. Scott 1 yd run (Geiger kick), 4Q, 22-82, 0:27

TEAM STATISTICS	MSU	IOWA
Score .....	16	13
First Downs .....	20	13
Net Yards Rushing .....	174	52
Net Yards Passing .....	191	216
Completions-Attempts-Int .....	16-33-1	18-27-1
Total Offensive Yards .....	365	268
Fumble Returns: Number-Yds .....	0-0	0-0
Punt returns: Number-Yards .....	0-0	1-4
Kickoff returns: Number-Yds .....	0-0	2-52
Interceptions: Number-Yds .....	1-0	1-4
Punts (Number-Avg) .....	4-40.8	5-35.6
Fumbles-Lost .....	0-0	4-2
Penalties-Yards .....	8-80	5-45
Possession Time .....	36:38	23:22
Third-Down Conversions .....	10 of 20	3 of 12
Fourth-Down Conversions .....	1 of 1	0 of 0
Red-Zone Scores-Chances .....	3-3	2-3



MICHIGAN STATE QB CONNOR COOK





# Born a Champion



Born Better.<sup>®</sup>  
Only from carefully selected natural springs.

Available at Meijer



# 2013 AND 2014 CHAMPIONSHIP GAMES

## RECAPS

### 2014: OHIO STATE VS. WISCONSIN

DECEMBER 6, 2014  
LUCAS OIL STADIUM • INDIANAPOLIS, IND.  
GRANGE GRIFFIN MVP: CARDALE JONES, OSU

SCORING SUMMARY	1Q	2Q	3Q	4Q	F
Ohio State Buckeyes	14	24	7	14	59
Wisconsin Badgers	0	0	0	0	0

OSU—Devin Smith 39 yd pass from Cardale Jones (Sean Nuernberger kick), 1Q, 6-77, 13:01  
OSU—Ezekiel Elliott 81 yd run (Nuernberger kick), 1Q, 2-93, 4:06  
OSU—Nuernberger 23 yd field goal, 2Q, 7-53, 14:14  
OSU—Smith 44 yd pass from Jones (Nuernberger kick), 2Q, 3-63, 11:09  
OSU—Elliott 14 yd run (Nuernberger kick), 2Q, 6-69, 6:36  
OSU—Joey Bosa 4 yd fumble recovery (Nuernberger kick), 2Q, :36  
OSU—Smith 42 yd pass from Jones (Nuernberger kick), 3Q, 5-77, 9:24  
OSU—Curtis Samuel 12 yd run (Nuernberger kick), 4Q, 2-72, 11:39  
OSU—Samuel 1 yd run (Nuernberger kick), 4Q, 7-61, 2:25

TEAM STATISTICS	WIS	OSU
Score	0	59
First Downs	18	24
Net Yards Rushing	71	301
Net Yards Passing	187	257
Completions-Attempts-Int	17-43-3	12-18-0
Total Offensive Yards	258	558
Fumble Returns: Number-Yds	0-0	1-4
Punt returns: Number-Yards	0-0	2-1
Kickoff returns: Number-Yds	7-122	1-23
Interceptions: Number-Yds	0-0	3-67
Punts (Number-Avg)	8-41.1	4-53.0
Fumbles-Lost	3-1	1-0
Penalties-Yards	3-23	5-44
Possession Time	33:55	26:05
Third-Down Conversions	5-18	2-8
Fourth-Down Conversions	3 of 5	0 of 0
Red-Zone Scores-Chances	0-0	4-5



OHIO STATE QB CARDALE JONES

### 2013: MICHIGAN STATE VS. OHIO STATE

DECEMBER 7, 2013  
LUCAS OIL STADIUM • INDIANAPOLIS, IND.  
GRANGE GRIFFIN MVP: CONNOR COOK, MSU

SCORING SUMMARY	1Q	2Q	3Q	4Q	F
Ohio State Buckeyes	0	10	14	0	24
Michigan State Spartans	3	14	3	14	34

MSU—Michael Geiger 40 yd field goal, 1Q, 14-47, 8:31  
MSU—Keith Mumhrey 72 yd pass from Connor Cook (Geiger kick), 2Q, 2-68, 14:50  
MSU—Tony Lippett 33 yd pass from Cook (Geiger kick), 2Q, 5-66, 9:01  
OSU—Corey Brown 20 yd pass from Braxton Miller (Drew Basil kick), 2Q, 5-84, 6:26  
OSU—Basil 28 yd field goal, 2Q, 7-53, 0:00  
OSU—Miller 8 yd run (Basil kick), 3Q, 7-75, 12:21  
OSU—Miller 6 yd run (Basil kick), 3Q, 5-44, 5:36  
MSU—Geiger 44 yd field goal, 3Q, 9-48, 2:29  
MSU—Josiah Price 9 yd pass from Cook (Geiger kick), 4Q, 8-90, 11:41  
MSU—Jeremy Langford 26 yd run (Geiger kick), 4Q, 6-61, 2:16

TEAM STATISTICS	OSU	MSU
Score	24	34
First Downs	20	23
Net Yards Rushing	40-273	32-134
Net Yards Passing	101	304
Completions-Attempts-Int	23-8-0	40-24-1
Total Offensive Yards	374	438
Fumble Returns: Number-Yds	0-0	0-0
Punt returns: Number-Yards	2-22	1-16
Kickoff returns: Number-Yds	3-70	3-69
Interceptions: Number-Yds	1-1	0-0
Punts (Number-Avg)	7-43.1	5-41.2
Fumbles-Lost	2-0	0-0
Penalties-Yards	5-62	3-20
Possession Time	27:09	32:51
Third-Down Conversions	1-10	5-15
Fourth-Down Conversions	0-2	2-2
Red-Zone Scores-Chances	4-4	1-1



MICHIGAN STATE QB CONNOR COOK



## 2011 AND 2012 CHAMPIONSHIP GAMES

## RECAPS



## 2012: WISCONSIN VS. NEBRASKA

DECEMBER 1, 2012  
LUCAS OIL STADIUM • INDIANAPOLIS, IND.  
GRANGE GRIFFIN MVP: MONTEE BALL, UW

SCORING SUMMARY	1Q	2Q	3Q	4Q	F
Nebraska Cornhuskers	10	0	7	14	31
Wisconsin Badgers	21	21	21	7	70

WIS— Melvin Gordon 56 yd run (Kyle French kick), 1Q, 4-75, 13:01  
WIS— Marcus Cromartie 29 yd interception return (French kick), 1Q, 12:53  
NEB— Martinez 76 yd run (Brett Maher kick), 1Q, 3-75, 10:58  
NEB— Maher 32 yd field goal, 1Q, 10-76, 1Q, 4:46  
WIS— James White 9 yd run (French kick), 1Q, 8-75, 1:01  
WIS— White 1 yd run (French kick), 2Q, 6-67, 11:11  
WIS— Montee Ball 16 yd run (French kick), 2Q, 6-69, 7:15  
WIS— Sam Arneson 3 yd pass from White (French kick), 2Q, 4-79, :02  
WIS— Ball 9 yd run (A.J. Fenton kick), 3Q, 1-9, 14:13  
NEB— Martinez 11 yd run (Maher kick), 3Q, 9-75, 10:47  
WIS— Ball 57 yd run (Fenton kick), 3Q, 3-75, 9:27  
WIS— White 68 yd run (Fenton kick), 3Q, 4-80, 6:42  
NEB— Brayton Heard 9 yd run (Maher kick), 4Q, 11-74, 12:14  
WIS— White 10 yd run (Fenton kick), 4Q, 6-75, 8:57  
NEB— Imani Cross 26 yd run (Maher kick), 4Q, 9-82, :51

TEAM STATISTICS	NEB	WIS
Score .....	31	70
First Downs .....	23	24
Net Yards Rushing .....	44-282	50-539
Net Yards Passing .....	195	101
Completions-Attempts-Int .....	34-18-2	10-8-0
Total Offensive Yards .....	78-477	60-640
Fumble Returns: Number-Yds .....	0-0	0-0
Punt returns: Number-Yards .....	1-(-1)	0-0
Kickoff returns: Number-Yds .....	6-390	0-0
Interceptions: Number-Yds .....	0-0	2-51
Punts (Number-Avg) .....	5-40.8	3-47.0
Fumbles-Lost .....	2-1	0-0
Penalties-Yards .....	4-40	4-51
Possession Time .....	30:15	29:45
Third-Down Conversions .....	6-16	5-9
Fourth-Down Conversions .....	1-2	0-0
Red-Zone Scores-Chances .....	3-3	6-6



WISCONSIN RB JAMES WHITE

## 2011: WISCONSIN VS. MICHIGAN STATE

DECEMBER 3, 2011  
LUCAS OIL STADIUM • INDIANAPOLIS, IND.  
GRANGE GRIFFIN MVP: RUSSELL WILSON, UW

SCORING SUMMARY	1Q	2Q	3Q	4Q	F
Wisconsin Badgers	21	0	7	14	42
Michigan State Spartans	7	22	7	3	39

WIS— Jeff Duckworth 3 yd pass from Russell Wilson (Philip Welch kick), 1Q, 9-71, 10:04  
MSU— Edwin Baker 8 yd run (Dan Conroy kick), 1Q, 6-59, 6:44  
WIS— Montee Ball 6 yd run (Welch kick), 1Q, 7-60, 3:44  
WIS— Ball 6 yd run (Welch kick), 1Q, 2-24, 3:12  
MSU— B.J. Cunningham 30 yd pass from Kirk Cousins (Conroy kick), 2Q, 7-80, 14:55  
MSU— Cunningham 7 yd pass from Cousins (Brad Sonntag rush), 2Q, 6-57, 10:21  
MSU— Le'Veon Bell 6 yd run (Conroy kick), 2Q, 8-84, 3:26  
WIS— Jared Abbrederis 42 yd pass from Wilson (Welch kick), 3Q, 8-62, 9:13  
MSU— Cunningham 44 yd pass from Cousins (Conroy kick), 3Q, 3-48, 1:41  
WIS— Ball 5 yd pass from Wilson (Wilson pass failed), 4Q, 7-52, 13:25  
MSU— Conroy 25 yd field goal, 4Q, 10-52, 8:28  
WIS— Ball 7 yd run (Jacob Pederson pass from Wilson), 4Q, 8-64, 3:45

TEAM STATISTICS	WIS	MSU
Score .....	42	39
First Downs .....	16	23
Net Yards Rushing .....	37-126	34-190
Net Yards Passing .....	219	281
Completions-Attempts-Int .....	25-18-0	30-22-1
Total Offensive Yards .....	62-345	64-471
Fumble Returns: Number-Yds .....	0-0	0-0
Punt returns: Number-Yards .....	1-11	1-12
Kickoff returns: Number-Yds .....	5-141	5-128
Interceptions: Number-Yds .....	1-0	0-0
Punts (Number-Avg) .....	5-45.0	3-42.0
Fumbles-Lost .....	0-0	1-1
Penalties-Yards .....	5-30	7-50
Possession Time .....	30:05	29:55
Third-Down Conversions .....	6-14	7-13
Fourth-Down Conversions .....	1-1	1-1
Red-Zone Scores-Chances .....	5-5	4-4



WISCONSIN QB RUSSELL WILSON



# CHAMPIONSHIP GAME RECORDS

## INDIVIDUAL

### TOTAL OFFENSE

#### PLAYS

1.	52.....	Taylor Martinez, NEB vs. WIS (19 run, 33 pass)	12/1/2012
2.	51.....	Dwayne Haskins, OSU vs. NU (10 run, 41 pass)	12/1/2018
3.	47.....	Peyton Ramsey, NU vs. OSU (10 run, 37 pass)	12/19/2020
4.	45.....	J.T. Barrett, OSU vs. WIS (19 run, 26 pass)	12/2/2017
		Alex Hornibrook, WIS vs. OSU (5 run, 40 pass)	12/2/2017

#### YARDS GAINED

1.	494....	Dwayne Haskins, OSU vs. NU (-5 run, 499 pass)	12/1/2018
2.	335....	Trey Sermon, OSU vs. NU (331 run, 4 pass)	12/19/2020
3.	324....	Taylor Martinez, NEB vs. WIS (140 run, 184 pass)	12/1/2012
4.	312....	Connor Cook, MSU vs. OSU (8 run, 304 pass)	12/7/2013
5.	300....	Justin Fields, OSU vs. WIS (1 run, 299 pass)	12/7/2019

### ALL-PURPOSE

#### PLAYS

1.	33.....	J.K. Dobbins, OSU vs. WIS (172 yards)	12/7/2019
2.	32.....	Trey Sermon, OSU vs. NU (335 yards)	12/19/2020
3.	30.....	Montee Ball, WIS vs. MSU (144 yards)	12/3/2011
4.	29.....	Jeremy Langford, MSU vs. OSU (149 yards)	12/7/2013
5.	26.....	Melvin Gordon, WIS vs. OSU (76 yards)	12/6/2014

#### YARDS GAINED

1.	335....	Trey Sermon, OSU vs. NU (331 run, 4 pass)	12/19/2020
2.	220....	Ezekiel Elliott, OSU vs. WIS (220 run)	12/6/2014
3.	217....	Jared Abbrederis, WIS vs. MSU (65 rcv, 152 ret)	12/3/2011
4.	216....	Melvin Gordon, WIS vs. NEB (216 run)	12/1/2012
5.	202....	Montee Ball, WIS vs. NEB (202 run)	12/1/2012

### RUSHING

#### ATTEMPTS

1.	33.....	J.K. Dobbins, OSU vs. WIS (172 yards)	12/7/2019
2.	29.....	Trey Sermon, OSU vs. NU (335 yards)	12/19/2020
3.	27.....	Montee Ball, WIS vs. MSU (137 yards)	12/3/2011
4.	26.....	Melvin Gordon, WIS vs. OSU (76 yards)	12/6/2014
5.	24.....	Jeremy Langford, MSU vs. OSU (128 yards)	12/7/2013

#### YARDS GAINED

1.	331....	Trey Sermon, OSU vs. NU (29 att.)	12/19/2020
2.	220....	Ezekiel Elliott, OSU vs. WIS (20 att.)	12/6/2014
3.	216....	Melvin Gordon, WIS vs. NEB (9 att.)	12/1/2012
4.	202....	Montee Ball, WIS vs. NEB (21 att.)	12/1/2012
5.	174....	J.K. Dobbins, OSU vs. WIS (17 att.)	12/2/2017

#### YARDS GAINED (quarterbacks only)

1.	142....	Braxton Miller, OSU vs. MSU (21 att.)	12/7/2013
2.	140....	Taylor Martinez, NEB vs. WIS (19 att.)	12/1/2012

### RUSHING TOUCHDOWNS

1.	4.....	James White, WIS vs. NEB	12/1/2012
2.	3.....	Montee Ball, WIS vs. MSU	12/3/2011
		Montee Ball, WIS vs. NEB	12/1/2012
4.	2.....	six times, most recently:	
		Ezekiel Elliott, OSU vs. WIS	12/6/2014
		Curtis Samuel, OSU vs. WIS	12/6/2014
		Jack Coan, WIS vs. OSU	12/7/2019
		Trey Sermon, OSU vs. NU	12/19/2020

### LONGEST RUSH

1.	81.....	Ezekiel Elliott, OSU vs. WIS	12/6/2014
2.	77.....	J.K. Dobbins, OSU vs. WIS	12/2/2017
3.	76.....	Taylor Martinez, NEB vs. WIS	12/1/2012
4.	68.....	James White, WIS vs. NEB	12/1/2012
5.	67.....	Corey Clement, WIS vs. PSU	12/3/2016

### PASSING

#### ATTEMPTS

1.	44.....	Clayton Thorson, NU vs. OSU (27 comp.)	12/1/2018
2.	43.....	Joel Stave, WIS vs. OSU (17 comp.)	12/3/2016
3.	40.....	Connor Cook, MSU vs. OSU (24 comp.)	12/7/2013
		Alex Hornibrook, WIS vs. OSU (19 comp.)	12/2/2017
5.	37.....	Peyton Ramsey, NU vs. OSU (24 comp.)	12/19/2020

#### COMPLETIONS

1.	34.....	Dwayne Haskins, OSU vs. NU (41 att.)	12/1/2018
2.	24.....	Connor Cook, MSU vs. OSU (40 att.)	12/7/2013
		Peyton Ramsey, NU vs. OSU (37 att.)	12/19/2020
4.	22.....	Kirk Cousins, MSU vs. WIS (30 att.)	12/3/2011
		Trace McSorley, PSU vs. WIS (31 att.)	12/3/2016

#### YARDS GAINED

1.	499....	Dwayne Haskins, OSU vs. NU (34-41)	12/1/2018
2.	384....	Trace McSorley, PSU vs. WIS (22-31)	12/3/2016
3.	304....	Connor Cook, MSU vs. OSU (24-40)	12/7/2013
4.	299....	Justin Fields, OSU vs. WIS (19-31)	12/7/2019
5.	281....	Kirk Cousins, MSU vs. WIS (22-30)	12/3/2011

#### COMPLETION PERCENTAGE (minimum 10 completions)

1.	.829...	Dwayne Haskins, OSU vs. NU (34-41)	12/1/2018
2.	.733...	Kirk Cousins, MSU vs. WIS (22-30)	12/3/2011
3.	.709...	Trace McSorley, PSU vs. WIS (22-31)	12/3/2016
4.	.708...	Russell Wilson, WIS vs. MSU (17-24)	12/3/2011
5.	.706...	Cardale Jones, OSU vs. WIS (12-17)	12/6/2014

#### PASSING EFFICIENCY (minimum 10 completions)

1.	255.8.	Cardale Jones, OSU vs. WIS	12/6/2014
2.	217.6.	Trace McSorley, PSU vs. WIS	12/3/2016
3.	178.3.	Kirk Cousins, MSU vs. WIS	12/3/2011
4.	177.5.	Russell Wilson, WIS vs. MSU	12/3/2011
5.	174.2.	Justin Fields, OSU vs. WIS	12/7/2019

### TOUCHDOWN PASSES

1.	5.....	Dwayne Haskins, OSU vs. NU	12/1/2018
2.	4.....	Trace McSorley, PSU vs. WIS	12/3/2016
3.	3.....	Kirk Cousins, MSU vs. WIS	12/3/2011
		Russell Wilson, WIS vs. MSU	12/3/2011
		Connor Cook, MSU vs. OSU	12/7/2013
		Cardale Jones, OSU vs. WIS	12/6/2014
		Justin Fields, OSU vs. WIS	12/7/2019

### LONGEST PASSING PLAY

1.	85.....	C.J. Beathard to Tevaun Smith, IOWA vs. MSU	12/5/2015
2.	84.....	J.T. Barrett to Terry McLaurin, OSU vs. WIS	12/2/2017
3.	72.....	Connor Cook to Keith Mumfry, MSU vs. OSU	12/7/2013
4.	70.....	Trace McSorley to Saeed Blacknall, PSU vs. WIS	12/3/2016
5.	50.....	Justin Fields to Chris Olave, OSU vs. WIS	12/7/2019

### RECEIVING

#### CATCHES

1.	9.....	Keshawn Martin, MSU vs. WIS (115 yards)	12/3/2011
2.	8.....	DaeSean Hamilton, PSU vs. WIS (118 yards)	12/3/2016
		Ramaud Chioakhiao-Bowman, NU vs. OSU (103 yards)	12/19/2020
4..	7.....	Alex Erickson, WIS vs. OSU (83 yards)	12/6/2014
		Johnnie Dixon, OSU vs. NU (129 yards)	12/1/2018
		Parris Campbell, OSU vs. NU (89 yards)	12/1/2018
		Quintez Cephus, WIS vs. OSU (122 yards)	12/7/2019
		K.J. Hill, OSU vs. WIS (83 yards)	12/7/2019

#### YARDS GAINED

1.	155....	Saeed Blacknall, PSU vs. WIS (6 cat.)	12/3/2016
2.	137....	Devin Smith, OSU vs. WIS (4 cat.)	12/4/2014
3.	129....	Johnnie Dixon, OSU vs. NU (7 cat.)	12/1/2018
4.	122....	Quintez Cephus, WIS vs. OSU (7 cat.)	12/7/2019
5.	118....	DaeSean Hamilton, PSU vs. WIS (8 cat.)	12/3/2016

### TOUCHDOWNS

1.	3.....	B.J. Cunningham, MSU vs. WIS	12/3/2011
		Devin Smith, OSU vs. WIS	12/4/2014
3.	2.....	Saeed Blacknall, PSU vs. WIS	12/3/2016
		Terry McLaurin, OSU vs. NU	12/1/2018
		K.J. Hill, OSU vs. WIS	12/7/2019

### SCORING

#### POINTS

1.	24.....	Montee Ball, WIS vs. MSU (4 TD)	12/3/2011
		James White, WIS vs. NEB (4 TD)	12/1/2012
3.	18.....	B.J. Cunningham, MSU vs. WIS (3 TD)	12/3/2011
		Montee Ball, WIS vs. NEB (3 TD)	12/1/2012
		Devin Smith, OSU vs. WIS (3 TD)	12/6/2014

### TOUCHDOWNS

1.	4.....	Montee Ball, WIS vs. MSU	12/3/2011
		James White, WIS vs. NEB	12/1/2012
3.	3.....	B.J. Cunningham, MSU vs. WIS	12/3/2011
		Montee Ball, WIS vs. NEB	12/1/2012
		Devin Smith, OSU vs. WIS	12/6/2014

### KICKING POINTS

1.	11.....	Sean Nuernberger, OSU vs. WIS (1 FG, 8 XP)	12/6/2014
2.	10.....	Michael Geiger, MSU vs. OSU (2 FG, 4 XP)	12/7/2013
		Michael Geiger, MSU vs. IOWA (3 FG, 1 XP)	12/5/2015
		Blake Haubeil, OSU vs. WIS (2 FG, 4 XP)	12/7/2019
		Blake Haubeil, OSU vs. NU (3 FG, 1 XP)	12/19/2020

### FIELD GOALS MADE

1.	3.....	Michael Geiger, IOWA vs. MSU	12/5/2015
		Blake Haubeil, OSU vs. NU	12/19/2020
3.	2.....	Michael Geiger, MSU vs. OSU	12/7/2013
		Marshall Koehn, IOWA vs. MSU	12/5/2015
		Sean Nuernberger, OSU vs. WIS	12/2/2017
		R. Gaglianone, WIS vs. OSU	12/2/2017
		Blake Haubeil, OSU vs. WIS	12/7/2019

### LONGEST FIELD GOAL

1.	47.....	Michael Geiger, IOWA vs. MSU	12/5/2015
		Charlie Kuhbinder, NU vs. OSU	12/19/2020
3.	46.....	Rafael Gaglianone, WIS vs. OSU	12/2/2017
4.	44.....	Michael Geiger, MSU vs. OSU	12/7/2013
5.	43.....	Marshall Koehn, IOWA vs. MSU	12/5/2015
		Sean Nuernberger, OSU vs. WIS	12/2/2017
		Blake Haubeil, OSU vs. NU	12/19/2020

### KICKED EXTRA POINTS

1.	8.....	Sean Nuernberger, OSU vs. WIS	12/6/2014
2.	6.....	Kyle French, WIS vs. NEB	12/1/2012
3.	5.....	Tyler Davis, PSU vs. WIS	12/3/2016
4.	4.....	seven times, most recently:	
		Blake Haubeil, OSU vs. WIS	12/7/2019

### TWO-POINT CONVERSIONS

1.	1.....	Brad Sonntag (rush), MSU vs. WIS	12/3/2011
		Jacob Pederson (reception), WIS vs. MSU	12/3/2011

### PUNTING

#### PUNTS

1.	8.....	Drew Meyer, WIS vs. OSU (329 yards)	12/6/2014
2.	8.....	Anthony Lotti, WIS vs. OSU (359 yards)	12/2/2017
3.	7.....	Cameron Johnston, OSU vs. MSU (302 yards)	12/7/2013
		Jake Collins, NU vs. OSU (288 yards)	12/1/2018



## CHAMPIONSHIP GAME RECORDS

## INDIVIDUAL



5.	5.....Brad Nortman, WIS vs. MSU (225 yards).....	12/3/2011
	Brett Maher, NEB vs. WIS (204 yards).....	12/1/2012
	Mike Sadler, MSU vs. OSU (206 yards).....	12/7/2013
	Dillon Kidd, IOWA vs. MSU (178 yards).....	12/5/2015
	Drue Chrisman, OSU vs. WIS (230 yards).....	12/2/2017

## YARDS

1.	359.....Anthony Lotti, WIS vs. OSU (8 punts).....	12/2/2017
2.	329.....Drew Meyer, WIS vs. OSU (8 punts).....	12/6/2014
3.	302.....Cameron Johnston, OSU vs. MSU (7 punts).....	12/7/2013
4.	288.....Jake Collins, NU vs. OSU (7 punts).....	12/1/2018
5.	230.....Drue Chrisman, OSU vs. WIS (5 punts).....	12/2/2017

## AVERAGE (minimum 3 punts)

1.	54.8.....Drue Chrisman, OSU vs. NU (4 for 219 yards).....	12/1/2018
2.	53.0.....Cameron Johnston, OSU vs. WIS (4 for 212 yards).....	12/6/2014
3.	47.0.....Drew Meyer, WIS vs. NEB (3 for 141 yards).....	12/1/2012
4.	46.0.....Drue Chrisman, OSU vs. WIS (5 for 230 yards).....	12/2/2017
5.	45.0.....Brad Nortman, WIS vs. MSU (5 for 225 yards).....	12/3/2011

## LONGEST PUNT

1.	73.....Cameron Johnston, OSU vs. WIS.....	12/6/2014
2.	61.....Drew Meyer, WIS vs. NEB.....	12/1/2012
	Jake Hartbarger, IOWA vs. MSU.....	12/5/2015
4.	57.....Drew Meyer, WIS vs. OSU.....	12/6/2014
5.	56.....Jake Collins, NU vs. OSU.....	12/1/2018

## PUNT RETURNS

## PUNT RETURNS

1.	3.....K.J. Hill, OSU vs. WIS (50 yards).....	12/2/2017
2.	2.....Corey Brown, OSU vs. MSU (22 yards).....	12/7/2013
	Jalin Marshall, OSU vs. WIS (1 yard).....	12/6/2014
	K.J. Hill, OSU vs. NU (9 yards).....	12/1/2018
5.	1.....Jared Abbrederis, WIS vs. MSU (11 yards).....	12/3/2011
	Keshawn Martin, MSU vs. WIS (12 yards).....	12/3/2011
	Rex Burkhead, NEB vs. WIS (-1 yards).....	12/1/2012
	Macgarrett Kings, MSU vs. OSU (16 yards).....	12/7/2013
	Desmond King, IOWA vs. MSU (4 yards).....	12/5/2015
	Jazz Peavy, WIS vs. PSU (0 yards).....	12/3/2016
	John Reid, PSU vs. WIS (5 yards).....	12/3/2016
	Drue Chrisman, OSU vs. WIS (22 yards).....	12/2/2017
	Nick Nelson, WIS vs. OSU (0 yards).....	12/2/2017
	Riley Lees, NU vs. OSU (1 yard).....	12/1/2018
	Garrett Wilson, OSU vs. WIS (1 yard).....	12/7/2019

## YARDS

1.	50.....K.J. Hill, OSU vs. WIS (3 ret.).....	12/2/2017
2.	22.....Corey Brown, OSU vs. MSU (2 ret.).....	12/7/2013
3.	16.....Macgarrett Kings, MSU vs. OSU (1 ret.).....	12/7/2013
4.	12.....Keshawn Martin, MSU vs. WIS (1 ret.).....	12/3/2011
5.	11.....Jared Abbrederis, WIS vs. MSU (1 ret.).....	12/3/2011

## RETURN AVERAGE (minimum 2 returns)

1.	16.7.....K.J. Hill, OSU vs. WIS (3-50 yards).....	12/2/2017
----	---	-----------

## TOUCHDOWNS

N/A

## LONG RETURN

1.	22.....K.J. Hill, OSU vs. WIS.....	12/2/2017
2.	16.....Macgarrett Kings, MSU vs. OSU.....	12/7/2013
3.	12.....Keshawn Martin, MSU vs. WIS.....	12/3/2011
4.	11.....Jared Abbrederis, WIS vs. MSU.....	12/3/2011
	Corey Brown, OSU vs. MSU.....	12/7/2013

## KICK RETURNS

## KICK RETURNS

1.	6.....Kenzel Doe, WIS vs. OSU (114 yards).....	12/6/2014
2.	5.....Jared Abbrederis, WIS vs. MSU (141 yards).....	12/3/2011
3.	4.....Nick Hill, MSU vs. WIS (118 yards).....	12/3/2011
	Miles Sanders, PSU vs. WIS (83 yards).....	12/3/2016
	Derrick Tindal, WIS vs. OSU (72 yards).....	12/2/2017

## YARDS

1.	141.....Jared Abbrederis, WIS vs. MSU (5 ret.).....	12/3/2011
2.	118.....Nick Hill, MSU vs. WIS (4 ret.).....	12/3/2011
3.	114.....Kenzel Doe, WIS vs. OSU (6 ret.).....	12/6/2014
4.	83.....Miles Sanders, PSU vs. WIS (4 ret.).....	12/3/2016
5.	72.....Derrick Tindal, WIS vs. OSU (4 ret.).....	12/2/2017

## RETURN AVERAGE (minimum 3 returns)

1.	29.5.....Nick Hill, MSU vs. WIS (4-118).....	12/3/2011
2.	28.2.....Jared Abbrederis, WIS vs. MSU (5-141).....	12/3/2011
3.	23.3.....Dontre Wilson, OSU vs. MSU (3-70).....	12/7/2013
4.	23.0.....R.J. Shelton, MSU vs. OSU (3-69).....	12/7/2013
5.	20.8.....Miles Sanders, PSU vs. WIS (4-83).....	12/3/2016

## LONG RETURN

1.	44.....Jared Abbrederis, WIS vs. MSU.....	12/3/2011
2.	39.....Nick Hill, MSU vs. WIS.....	12/3/2011
3.	35.....Nick Hill, MSU vs. OSU.....	12/7/2013
4.	34.....Dontre Wilson, OSU vs. MSU.....	12/7/2013
5.	33.....Jared Abbrederis, WIS vs. MSU.....	12/3/2011

## INTERCEPTIONS

## INTERCEPTIONS

1.	2.....Doran Grant, OSU vs. WIS.....	12/6/2014
2.	1.....14 times, most recently: Shaun Wade, OSU vs. NU.....	12/1/2018
	Damon Arnette, OSU vs. NU.....	12/1/2018
	Montre Hartage, NU vs. OSU.....	12/1/2018

## YARDS

1.	60.....Doran Grant, OSU vs. WIS (2 INT).....	12/6/2014
2.	29.....Marcus Cromartie, WIS vs. NEB (1 INT).....	12/1/2012
3.	22.....Devin Smith, WIS vs. NEB (1 INT).....	12/1/2012
4.	9.....Andrew Van Ginkel, WIS vs. OSU (1 INT).....	12/2/2017
5.	7.....Vonn Bell, OSU vs. WIS (1 INT).....	12/6/2014

## TOUCHDOWNS

1.	1.....Marcus Cromartie, WIS vs. NEB.....	12/1/2012
----	--	-----------

## LONG RETURN

1.	37.....Doran Grant, OSU vs. WIS.....	12/6/2014
2.	29.....Marcus Cromartie, WIS vs. NEB.....	12/1/2012
3.	23.....Doran Grant, OSU vs. WIS.....	12/6/2014
4.	22.....Devin Smith, WIS vs. NEB.....	12/1/2012
5.	9.....Andrew Van Ginkel, WIS vs. OSU.....	12/2/2017

## TACKLES

## TOTAL TACKLES

1.	16.....Jerome Baker, OSU vs. WIS.....	12/2/2017
2.	13.....Chris Borland, WIS vs. NEB.....	12/1/2012
	Isaiah Lewis, MSU vs. OSU.....	12/7/2013
	Brandon Bell, PSU vs. WIS.....	12/3/2016
5.	12.....Trenton Robinson, MSU vs. WIS.....	12/3/2011
	Ryan Shazier, OSU vs. MSU.....	12/7/2013

## SOLO TACKLES

1.	12.....Jerome Baker, OSU vs. WIS.....	12/2/2017
2.	10.....Ryan Shazier, OSU vs. MSU.....	12/7/2013
	Brandon Bell, PSU vs. WIS.....	12/3/2016
4.	9.....Denicos Allen, MSU vs. WIS.....	12/3/2011
	Isaiah Lewis, MSU vs. OSU.....	12/7/2013

## ASSISTED TACKLES

1.	7.....Shelton Johnson, WIS vs. MSU.....	12/3/2011
2.	6.....Mike Taylor, WIS vs. MSU.....	12/3/2011
	Dezmen Southward, WIS vs. NEB.....	12/1/2012
4.	5.....15 times, most recently: Reggie Pearson, WIS vs. OSU.....	12/7/2019
	Tuf Borland, OSU vs. NU.....	12/19/2020
	Paddy Fisher, NU vs. OSU.....	12/19/2020

## TACKLES FOR LOSS

## TACKLES FOR LOSS

1.	4.0.....Denicos Allen, MSU vs. WIS.....	12/3/2011
	Michael Bennett, OSU vs. WIS.....	12/6/2014
3.	3.0.....Shilique Calhoun, IOWA vs. MSU.....	12/5/2015
	Curtis Cothran, PSU vs. WIS.....	12/3/2016
	Chase Young, OSU vs. NU.....	12/1/2018

## YARDS LOST

1.	19.....Chase Young, OSU vs. NU.....	12/1/2018
2.	18.....Michael Bennett, OSU vs. WIS.....	12/6/2014
3.	17.....Shilique Calhoun, IOWA vs. MSU.....	12/5/2015
4.	16.....Denicos Allen, MSU vs. WIS.....	12/3/2011
	Jonathon Cooper, OSU vs. NU.....	12/19/2020

## SACKS

## SACKS

1.	3.0.....Denicos Allen, MSU vs. WIS.....	12/3/2011
	Chase Young, OSU vs. NU.....	12/1/2018
2.	2.0.....Tyler Dippel, WIS vs. NEB.....	12/1/2012
	Brendan Kelly, WIS vs. NEB.....	12/1/2012
	Michael Bennett, OSU vs. WIS.....	12/6/2014
	Shilique Calhoun, IOWA vs. MSU.....	12/5/2015

## YARDS LOST

1.	16.....Michael Bennett, OSU vs. WIS.....	12/6/2014
	Shilique Calhoun, IOWA vs. MSU.....	12/5/2015
	Jonathon Cooper, OSU vs. NU.....	12/19/2020
4.	15.....Denicos Allen, MSU vs. WIS.....	12/3/2011
5.	13.....Tyler Dippel, WIS vs. NEB.....	12/1/2012

## FORCED FUMBLES

## FORCED FUMBLES

1.	2.....Michael Bennett, OSU vs. WIS.....	12/6/2014
2.	1.....15 times, most recently: Isaiah Loudermilk, WIS vs. OSU.....	12/7/2019
	Pete Werner, OSU vs. NU.....	12/19/2020

## FUMBLE RECOVERIES

## FUMBLE RECOVERIES

1.	1.....11 times, most recently: Matt Henningsen, WIS vs. OSU.....	12/7/2019
	Justin Hilliard, OSU vs. NU.....	12/19/2020

## TOUCHDOWNS

1.	1.....Joey Bosa, OSU vs. WIS.....	12/6/2014
	Ryan Connelly, WIS vs. PSU.....	12/3/2016

## LONG RETURN

1.	17.....Travis Whillock, NU vs. OSU.....	12/1/2018
2.	12.....Ryan Connelly, WIS vs. PSU.....	12/3/2016
3.	4.....Joey Bosa, OSU vs. WIS.....	12/6/2014



# CHAMPIONSHIP GAME RECORDS

## TEAM

### RUSHING ATTEMPTS

1.	50.....	Wisconsin vs. Nebraska.....	12/1/2012
2.	49.....	Wisconsin vs. Penn State.....	12/3/2016
3.	46.....	Michigan State vs. Iowa.....	12/5/2015
		Ohio State vs. Northwestern.....	12/1/2018
		Ohio State vs. Wisconsin.....	12/7/2019

### YARDS GAINED

1.	539....	Wisconsin vs. Nebraska.....	12/1/2012
2.	399....	Northwestern vs. Ohio State.....	12/19/2020
3.	334....	Ohio State vs. Wisconsin.....	12/6/2014
4.	282....	Nebraska vs. Wisconsin.....	12/1/2012
5.	273....	Ohio State vs. Michigan State.....	12/7/2013

### TOUCHDOWNS

1.	8.....	Wisconsin vs. Nebraska.....	12/1/2012
2.	4.....	Nebraska vs. Wisconsin.....	12/1/2012
		Ohio State vs. Wisconsin.....	12/6/2014
4.	3.....	Wisconsin vs. Michigan State.....	12/3/2011
		Wisconsin vs. Penn State.....	12/3/2016
		Wisconsin vs. Ohio State.....	12/7/2019

### PASSING ATTEMPTS

1.	44.....	Northwestern vs. Ohio State (27 comp.).....	12/1/2018
2.	43.....	Wisconsin vs. Ohio State (17 comp.).....	12/6/2014
3.	41.....	Wisconsin vs. Ohio State (20 comp.).....	12/2/2017
		Ohio State vs. Northwestern (34 comp.).....	12/1/2018
5.	40.....	Michigan State vs. Ohio State (24 comp.).....	12/7/2013

### COMPLETIONS

1.	34.....	Ohio State vs. Northwestern (41 att.).....	12/1/2018
2.	27.....	Northwestern vs. Ohio State (44 att.).....	12/1/2018
3.	24.....	Michigan State vs. Ohio State (40 att.).....	12/7/2013
		Northwestern vs. Ohio State (37 att.).....	12/19/2020
5.	22.....	Michigan State vs. Wisconsin (30 att.).....	12/3/2011
		Penn State vs. Wisconsin (31 att.).....	12/3/2016

### YARDS

1.	499....	Ohio State vs. Northwestern.....	12/1/2018
2.	384....	Penn State vs. Wisconsin.....	12/3/2016
3.	320....	Ohio State vs. Wisconsin.....	12/7/2019
4.	304....	Michigan State vs. Ohio State.....	12/7/2013
5.	281....	Michigan State vs. Wisconsin.....	12/3/2011

### COMPLETION PERCENTAGE (minimum 10 completions)

1.	.829....	Ohio State vs. Northwestern (34-41).....	12/1/2018
2.	.733....	Michigan State vs. Wisconsin (22-30).....	12/3/2011
3.	.720....	Wisconsin vs. Michigan State (18-25).....	12/3/2011
4.	.709....	Penn State vs. Wisconsin (22-31).....	12/3/2016
5.	.666....	Ohio State vs. Wisconsin (12-18).....	12/6/2014
		Iowa vs. Michigan State (18-27).....	12/5/2015

### TOUCHDOWNS

1.	5.....	Penn State vs. Wisconsin.....	12/3/2016
2.	3.....	Wisconsin vs. Michigan State.....	12/3/2011
		Michigan State vs. Wisconsin.....	12/3/2011
		Michigan State vs. Ohio State.....	12/7/2013
		Ohio State vs. Wisconsin.....	12/6/2014
		Ohio State vs. Wisconsin.....	12/7/2019

### TOTAL OFFENSE PLAYS

1.	87.....	Ohio State vs. Northwestern (53 run, 34 pass) ...	12/1/2018
2.	80.....	Wisconsin vs. Ohio State (37 run, 43 pass) ...	12/6/2014
3.	79.....	Michigan State vs. Iowa (46 run, 33 pass).....	12/5/2015
4.	78.....	Nebraska vs. Wisconsin (44 run, 34 pass).....	12/1/2012
		Ohio State vs. Wisconsin (46 run, 32 pass).....	12/7/2019

### YARDS

1.	640....	Wisconsin vs. Nebraska (539 rush, 101 pass).....	12/1/2012
2.	607....	Ohio State vs. Northwestern (108 rush, 499 pass)...	12/1/2018
3.	558....	Ohio State vs. Wisconsin (301 rush, 257 pass).....	12/6/2014
4.	513....	Ohio State vs. Wisconsin (399 rush, 114 pass) ..	12/19/2020
5.	492....	Ohio State vs. Wisconsin (172 rush, 320 pass).....	12/7/2019

### LONGEST SCORING DRIVE (PLAYS)

1.	22.....	Michigan State vs. Iowa (82 yards).....	12/5/2015
2.	16.....	Ohio State vs. Northwestern (51 yards).....	12/19/2020
3.	15.....	Ohio State vs. Wisconsin (72 yards).....	12/2/2017
4.	14.....	Michigan State vs. Ohio State (47 yards).....	12/7/2013
		Wisconsin vs. Penn State (81 yards).....	12/3/2016
		Wisconsin vs. Ohio State (80 yards).....	12/7/2019
		Northwestern vs. Ohio State (65 yards).....	12/19/2020

### LONGEST SCORING DRIVE (YARDS)

1.	93.....	Ohio State vs. Wisconsin (2 plays).....	12/6/2014
2.	90.....	Michigan State vs. Ohio State (8 plays).....	12/7/2013
		Penn State vs. Wisconsin (8 plays).....	12/3/2016
4.	84.....	Michigan State vs. Wisconsin (8 plays).....	12/3/2011
		Ohio State vs. Michigan State (5 plays).....	12/7/2013

### FIRST DOWNS

#### RUSHING

1.	19.....	Wisconsin vs. Nebraska.....	12/1/2012
2.	17.....	Ohio State vs. Northwestern.....	12/19/2020
3.	14.....	Ohio State vs. Michigan State.....	12/7/2013
4.	12.....	Ohio State vs. Wisconsin.....	12/6/2014
5.	11.....	Nebraska vs. Wisconsin.....	12/1/2012
		Wisconsin vs. Penn State.....	12/3/2016

#### PASSING

1.	25.....	Ohio State vs. Northwestern.....	12/1/2018
2.	16.....	Penn State vs. Wisconsin.....	12/3/2016
		Ohio State vs. Wisconsin.....	12/7/2019
4.	14.....	Michigan State vs. Wisconsin.....	12/3/2011
5.	13.....	Northwestern vs. Ohio State.....	12/1/2018

#### TOTAL

1.	31.....	Ohio State vs. Northwestern.....	12/1/2018
2.	28.....	Ohio State vs. Wisconsin.....	12/7/2019
3.	24.....	Wisconsin vs. Nebraska.....	12/1/2012
		Ohio State vs. Wisconsin.....	12/6/2014
		Ohio State vs. Northwestern.....	12/19/2020

### SCORING POINTS

1.	70.....	Wisconsin vs. Nebraska.....	12/1/2012
2.	59.....	Ohio State vs. Wisconsin.....	12/6/2014
3.	45.....	Ohio State vs. Northwestern.....	12/1/2018
4.	42.....	Wisconsin vs. Michigan State.....	12/3/2011
5.	39.....	Michigan State vs. Wisconsin.....	12/3/2011

### MOST COMBINED POINTS

1.	101....	Wisconsin and Nebraska.....	12/1/2012
2.	81.....	Wisconsin and Michigan State.....	12/3/2011
3.	69.....	Penn State and Wisconsin.....	12/3/2016
		Ohio State vs. Northwestern.....	12/1/2018
5.	59.....	Ohio State and Wisconsin.....	12/6/2014

### TOUCHDOWNS

1.	10.....	Wisconsin vs. Nebraska.....	12/1/2012
2.	7.....	Ohio State vs. Wisconsin.....	12/6/2014
3.	6.....	Wisconsin vs. Michigan State.....	12/3/2011
		Ohio State vs. Northwestern.....	12/1/2018
5.	5.....	Michigan State vs. Wisconsin.....	12/3/2011
		Penn State vs. Wisconsin.....	12/3/2016

### FIELD GOALS

1.	3.....	Michigan State vs. Iowa.....	12/5/2015
		Ohio State vs. Northwestern.....	12/19/2020
3.	2.....	Michigan State vs. Ohio State.....	12/7/2013
		Iowa vs. Michigan State.....	12/5/2015
		Ohio State vs. Wisconsin.....	12/2/2017
		Wisconsin vs. Ohio State.....	12/2/2017
		Ohio State vs. Wisconsin.....	12/7/2019

### KICKED EXTRA POINTS

1.	10.....	Wisconsin vs. Nebraska.....	12/1/2012
2.	8.....	Ohio State vs. Wisconsin.....	12/6/2014
3.	6.....	Ohio State vs. Northwestern.....	12/1/2018
4.	5.....	Penn State vs. Wisconsin.....	12/3/2016
5.	4.....	six times, most recently: Ohio State vs. Wisconsin.....	12/7/2019

### TWO-POINT CONVERSIONS

1.	1.....	Michigan State vs. Wisconsin.....	12/3/2011
		Wisconsin vs. Michigan State.....	12/3/2011

### PUNTING PUNTS

1.	8.....	Wisconsin vs. Ohio State.....	12/6/2014
		Wisconsin vs. Ohio State.....	12/2/2017
3.	7.....	Ohio State vs. Michigan State.....	12/7/2013
		Northwestern vs. Ohio State.....	12/1/2018
5.	5.....	Wisconsin vs. Michigan State.....	12/3/2011
		Nebraska vs. Wisconsin.....	12/1/2012
		Michigan State vs. Ohio State.....	12/7/2013
		Iowa vs. Michigan State.....	12/5/2015
		Ohio State vs. Wisconsin.....	12/2/2017

### YARDS

1.	359....	Wisconsin vs. Ohio State.....	12/2/2017
2.	329....	Wisconsin vs. Ohio State.....	12/6/2014
3.	302....	Ohio State vs. Michigan State.....	12/7/2013
4.	288....	Northwestern vs. Ohio State.....	12/1/2018
5.	230....	Ohio State vs. Wisconsin.....	12/2/2017

### AVERAGE (minimum 3 punts)

1.	54.8...	Ohio State vs. Northwestern (4 for 219 yards)...	12/1/2018
2.	53.0...	Ohio State vs. Wisconsin (4 for 212 yards)...	12/6/2014
3.	47.0...	Wisconsin vs. Nebraska (3 for 141 yards).....	12/1/2012
4.	46.0...	Ohio State vs. Wisconsin (5 for 230 yards)...	12/2/2017
5.	45.0...	Wisconsin vs. Michigan State (5 for 225 yards)...	12/3/2011

### PUNT RETURNS

#### PUNT RETURNS

1.	3.....	Ohio State vs. Wisconsin.....	12/2/2017
2.	2.....	Ohio State vs. Michigan State.....	12/7/2013
		Ohio State vs. Wisconsin.....	12/6/2014
		Ohio State vs. Northwestern.....	12/1/2018
5.	1.....	nine times, most recently: Ohio State vs. Wisconsin.....	12/7/2019

#### YARDS

1.	50.....	Ohio State vs. Wisconsin.....	12/2/2017
2.	22.....	Ohio State vs. Michigan State.....	12/7/2013
3.	16.....	Michigan State vs. Ohio State.....	12/7/2013
4.	12.....	Michigan State vs. Wisconsin.....	12/3/2011
5.	11.....	Wisconsin vs. Michigan State.....	12/3/2011

### KICK RETURNS

#### KICK RETURNS

1.	7.....	Wisconsin vs. Ohio State.....	12/6/2014
2.	6.....	Wisconsin vs. Ohio State.....	12/2/2017
3.	5.....	Wisconsin vs. Michigan State.....	12/3/2011
		Michigan State vs. Wisconsin.....	12/3/2011
5.	4.....	Penn State vs. Wisconsin.....	12/3/2016

#### YARDS

1.	141....	Wisconsin vs. Michigan State.....	12/3/2011
2.	128....	Michigan State vs. Wisconsin.....	12/3/2011
3.	122....	Wisconsin vs. Ohio State.....	12/6/2014
4.	114....	Wisconsin vs. Ohio State.....	12/2/2017
5.	83.....	Penn State vs. Wisconsin.....	12/3/2016

### MISCELLANEOUS RECORDS

#### DIVISION WINNING PERCENTAGE

East: 1.000 (7-0)

West: .000 (0-7)

Prior divisional alignment:

Leaders: .667 (2-1)

Legends: .333 (1-2)

#### WINNING PERCENTAGE AFTER WINNING COIN TOSS

.400 (4-6)

### COACHING RECORDS

#### CHAMPIONSHIP GAME APPEARANCES

1.	4.....	Urban Meyer, Ohio State
2.	3.....	Paul Chryst, Wisconsin
		Mark Dantonio, Michigan State
4.	2.....	Bret Bielema, Wisconsin
		Ryan Day, Ohio State
		Pat Fitzgerald, Northwestern

#### CHAMPIONSHIP GAME VICTORIES

1.	3.....	Urban Meyer, Ohio State
2.	2.....	Bret Bielema, Wisconsin
		Mark Dantonio, Michigan State
		Ryan Day, Ohio State

#### CHAMPIONSHIP GAME WINNING PERCENTAGE

(minimum 2 games)

1.	1.000..	Bret Bielema, Wisconsin (2-0)
		Ryan Day, Ohio State (2-0)
3.	.750...	Urban Meyer, Ohio State (3-1)
4.	.667...	Mark Dantonio, Michigan State (2-1)

### GRANGE-GRIFFIN MOST VALUABLE PLAYERS

2011:	Russell Wilson, QB, WIS
2012:	Montee Ball, RB, WIS
2013:	Connor Cook, QB, MSU
2014:	Cardale Jones, QB, OSU
2015:	Connor Cook, QB, MSU
2016:	Trace McSorley, QB, PSU
2017:	J.K. Dobbins, RB, OSU
2018:	Dwayne Haskins Jr., QB, OSU
2019:	Justin Fields, QB, OSU
2020:	Trey Sermon, RB, OSU

### GAME ATTENDANCE

2011:	64,152
2012:	41,260
2013:	66,002
2014:	60,229
2015:	66,985
2016:	65,018
2017:	65,886
2018:	66,375
2019:	66,649
2020:	3,178*

\*Limited attendance due to COVID-19 capacity restrictions





**GO BLUE**  
**CLUB SUPPORTS**

MICHIGAN  
WOLVERINES



EAST DIVISION CHAMPIONS





# UNIVERSITY OF MICHIGAN

ANN ARBOR, MICHIGAN

**T**here are many different ways the University of Michigan serves the state of Michigan and the community. We invite you to explore and take advantage of the wide variety of opportunities, resources and events that a world-class university like U-M provides. Go Blue!

## RESEARCH

As a top research institution, U-M is home to renowned faculty who are dedicated to finding new and better solutions to pressing challenges. This not only provides a thriving learning environment for our students, but also facilitates inventions, discoveries and cures that improve and enhance our lives. The National Science Foundation ranked Michigan No. 1 in research volume among U.S. public research universities.

## EDUCATION

Michigan is consistently ranked one of the best public universities in the nation. The 2022 QS World University Rankings listed the university No. 3. Our 19 schools and colleges offer 275 degree programs. We attract talented students from 82 Michigan counties, all 50 states and 100 countries. About 63 percent of our graduates are staying in Michigan and using their U-M education to contribute to their communities.

## AFFORDABILITY

U-M's "Go Blue Guarantee" program provides qualified in-state students with annual family incomes of \$65,000 or less with up to four years of free tuition on all three of our campuses. Our well-established, need-based financial aid program also provides generous support for many other qualifying Michigan families earning more.

## HEALTH CARE

Michigan Medicine was named both the No. 1 hospital and children's hospital in Michigan in the 2021 U.S. News & World Report. It is comprised of three hospitals and more than 125 health clinics and centers providing top-ranked care throughout the state. Last year, we served more than 2.4 million patients.



## ARTS & CULTURE

There is a rich history of supporting, creating and encouraging a culture of art at U-M. The university hosts 1,200 exhibitions and performances annually, offering a vast array of experiences, including museums, libraries, performances, the Arb and the Botanical Gardens. Most are free and open to the public.

## THIS IS MICHIGAN

Learn about how U-M faculty, staff, students and alumni are working to improve our way of life across the state of Michigan.

## UNIVERSITY QUICK FACTS

LOCATION ..... Ann Arbor, Mich.  
FOUNDED ..... 1817 (Detroit), Moved 1837 (Ann Arbor)  
JOINED BIG TEN ..... 1912  
ENROLLMENT ..... 47,907

HOME FIELD ..... Michigan Stadium  
CAPACITY ..... 107,601  
WEBSITE ..... MGoBlue.com  
TWITTER ..... @umichfootball



**MARK SCHLISSSEL**  
President



**WARDE MANUEL**  
Athletics Director



**ELIZABETH HEINRICH**  
Senior Woman Administrator



**KETRA ARMSTRONG**  
Faculty Athletic Representative



# ENJOY SKATING BY SKYSCRAPERS

📍 Maggie Daley Park Ice Skating Ribbon ✨

©2021 Illinois Department of Commerce  
and Economic Opportunity  
Office of Tourism TTY: 1-800-785-6055

illinois

enjoyillinois.com






# SEASON RECAP

EAST DIVISION CHAMPIONS

BIG LIFE. BIG STAGE. BIG TEN.




## GAME 1 (VS. WESTERN MICHIGAN)

Saturday, Sept. 4 | Final score: W, 47-14



## GAME 2 (VS. WASHINGTON)

Saturday, Sept. 11 | Final score: W, 31-10



## GAME 3 (VS. NORTHERN ILLINOIS)

Saturday, Sept. 18 | Final score: W, 63-10



## GAME 4 (VS. RUTGERS)

Saturday, Sept. 25 | Final score: W, 20-13



## GAME 5 (AT WISCONSIN)

Saturday, Oct. 2 | Final score: W, 38-17



## GAME 6 (AT NEBRASKA)

Saturday, Oct. 9 | Final score: W, 32-29



# SEASON RECAP

EAST DIVISION CHAMPIONS



## GAME 7 (VS. NORTHWESTERN)

Saturday, Oct. 23 | Final score: W, 33-7



## GAME 8 (AT MICHIGAN STATE)

Saturday, Oct. 30 | Final score: L, 37-33



## GAME 9 (VS. INDIANA)

Saturday, Nov. 6 | Final score: W, 29-7



## GAME 10 (AT PENN STATE)

Saturday, Nov. 13 | Final score: W, 21-17



## GAME 11 (AT MARYLAND)

Saturday, Nov. 20 | Final score: W, 59-18



## GAME 12 (VS. OHIO STATE)

Saturday, Nov. 27 | Final score: W, 42-27





# JIM HARBAUGH

HEAD COACH (SEVENTH SEASON)



**J**im Harbaugh has guided the Wolverines to a 49-22 overall record and 34-16 Big Ten record through six seasons leading Michigan football. He has led U-M to three 10-win seasons and has guided teams to five bowl games, including two New Year's Six bowls and three New Year's Day bowl games.

Eight Wolverines have secured 12 All-America honors under Harbaugh, including consensus honorees Devin Bush, Jake Butt, Maurice Hurst, Jourdan Lewis and Jabrill Peppers.

A total of 24 players have earned All-Big Ten first team recognition, including four in 2015, six in 2016, three in 2017, eight in 2018 and three in 2019. In the classroom, Wolverines have totaled 224 Academic All-Big Ten honors during his tenure, including a program-record 50 in 2020.

Harbaugh's teams at Michigan have finished the season ranked in the national polls on four occasions, including a No. 10 final ranking in 2016, and as a top-15 team three times.

Under Harbaugh, Michigan has produced two of the five most-productive offensive seasons in school history. On the other side of the ball, U-M has had a top-12 national defense in five of his six seasons and a top-three unit on three occasions.

Harbaugh was named the 20th coach in Michigan football history on Dec. 30, 2014. He became the sixth Michigan football player selected to lead college football's winningest program.

In four years in the NFL, Harbaugh led the San Francisco 49ers to the NFC Championship three times, winning the NFC title in 2012. He tallied a 49-22-1 overall record, including 5-3 in the postseason.

At the collegiate level, Harbaugh spent three years at the University of San Diego (2004-06) and four years at Stanford (2007-10).

Harbaugh began preparing for a coaching career during his professional playing days, spending eight years as an NCAA-certified unpaid assistant coach for his father, Jack, at Western Kentucky (1994-2001).

As a Wolverine, Harbaugh was one of the most efficient passers in NCAA history. In 1985, he led the nation in pass efficiency and finished runner-up the following year. His career pass efficiency rating was the NCAA's top mark for more than 12 years.


In 1986, Harbaugh won the Chicago Tribune Big Ten Most Valuable Player award, was a first-team All-American and finished third in Heisman Trophy voting.

Harbaugh and his wife, Sarah, have two daughters, Addison and Katherine, and two sons, Jack and John. He also has three adult children, Jay, James Jr., and Grace.

## COACHING STAFF



**JOSH GATTIS**  
Offensive Coord./WRs



**MIKE MacDONALD**  
Defensive Coord.



**RON BELLAMY**  
Safeties




**STEVE CLINKSCALE**  
Passing Game Coord./QBs



**JAY HARBAUGH**  
TEs/Special Teams Coord.



**MIKE HART**  
Running Backs




**GEORGE HELOW**  
Linebackers



**SHERRONE MOORE**  
OL/Co-Offensive Coord.



**SHAUN NUA**  
Defensive Line



**MATT WEISS**  
Quarterbacks

## MICHIGAN WOLVERINES

2021 STATS



	MICHIGAN	OPP
<b>SCORING</b> .....	<b>448</b>	<b>206</b>
Points Per Game.....	37.3	17.2
<b>FIRST DOWNS</b> .....	<b>269</b>	<b>203</b>
Rushing.....	149	82
Passing.....	102	108
Penalty.....	18	13
<b>RUSHING YARDAGE</b> .....	<b>2,699</b>	<b>1,476</b>
Yards gained rushing.....	2,848	1,776
Yards lost rushing.....	149	300
Rushing Attempts.....	514	416
Average per rush.....	5.3	3.5
Average per game.....	224.9	123.0
TDs rushing.....	35	11
<b>PASSING YARDAGE</b> .....	<b>2,715</b>	<b>2,356</b>
Comp-Att-Int.....	212-331-5	218-386-7
Avg. per pass.....	8.2	6.1
Avg. per catch.....	12.8	10.8
Avg. per game.....	226.3	196.3
TDs passing.....	18	13
<b>TOTAL OFFENSE</b> .....	<b>5,414</b>	<b>3,832</b>
Total Plays.....	845	802
Avg. per play.....	6.4	4.8
Avg. per game.....	451.2	319.3
<b>KICK RETURNS: #-YARDS</b> .....	<b>26-570</b>	<b>12-145</b>
<b>PUNT RETURNS: #-YARDS</b> .....	<b>31-330</b>	<b>7-41</b>
<b>INT RETURNS: #-YARDS</b> .....	<b>7-100</b>	<b>5-68</b>
<b>KICK RETURN AVERAGE</b> .....	<b>21.9</b>	<b>12.1</b>
<b>PUNT RETURN AVERAGE</b> .....	<b>10.6</b>	<b>5.9</b>
<b>INT RETURN AVERAGE</b> .....	<b>14.3</b>	<b>13.6</b>
<b>FUMBLES-LOST</b> .....	<b>11-4</b>	<b>23-8</b>
<b>PENALTIES-YARDS</b> .....	<b>59-496</b>	<b>63-524</b>
Average Per Game.....	41.3	43.7
<b>PUNTS-YARDS</b> .....	<b>38-1,741</b>	<b>67-2,972</b>
Average Per Kick.....	45.8	44.4
Net punt average.....	43.7	38.6
<b>KICKOFFS-YARDS</b> .....	<b>89-5,600</b>	<b>47-2,794</b>
Average Per Kick.....	62.9	59.4
Net kick average.....	40.8	37.0
<b>TIME OF POSSESSION/GAME</b> .....	<b>32:18</b>	<b>27:55</b>
<b>3RD-DOWN CONVERSIONS</b> .....	<b>75/165</b>	<b>60/182</b>
3rd-down Pct.....	45%	33%
<b>4TH-DOWN CONVERSIONS</b> .....	<b>14/23</b>	<b>15/30</b>
4th-down Pct.....	61%	50%
<b>SACKS BY-YARDS</b> .....	<b>33-201</b>	<b>9-81</b>
<b>TOUCHDOWNS SCORED</b> .....	<b>55</b>	<b>24</b>
<b>FIELD GOALS-ATTEMPTS</b> .....	<b>22-24</b>	<b>11-16</b>
<b>ON-SIDE KICKS</b> .....	<b>0-0</b>	<b>0-0</b>
<b>RED-ZONE SCORES</b> .....	<b>(55-60) 92%</b>	<b>(23-27) 85%</b>
<b>RED-ZONE TOUCHDOWNS</b> ....	<b>(37-60) 62%</b>	<b>(14-27) 52%</b>
<b>PAT ATTEMPTS</b> .....	<b>(51-55) 93%</b>	<b>(24-24) 100%</b>
<b>ATTENDANCE</b> .....	<b>761,341</b>	<b>348,318</b>
Games/Avg Per Game.....	7/108,763	5/69,664
Neutral Site Games.....		0/0

SCORE BY QUARTERS	1ST	2ND	3RD	4TH	OT	TOTAL
Michigan	75	138	133	102	0	448
Opponents	19	54	55	78	0	206

## INDIVIDUAL LEADERS

Rushing	GP	Att.	Gain	Loss	Net	Avg.	TD	Long	Avg./G
Hassan Haskins	12	244	1,238	6	1,232	5.0	18	62	102.7
Blake Corum	10	135	868	3	865	6.4	10	67	86.5
Donovan Edwards	10	28	158	1	157	5.6	2	58	15.7
<i>Total</i>	<i>12</i>	<i>513</i>	<i>2,848</i>	<i>149</i>	<i>2,699</i>	<i>5.3</i>	<i>35</i>	<i>74</i>	<i>224.9</i>
<i>Opponents</i>	<i>12</i>	<i>416</i>	<i>1,775</i>	<i>300</i>	<i>1,475</i>	<i>3.5</i>	<i>11</i>	<i>75</i>	<i>122.9</i>

Passing	GP	Effic.	C-A-I	Pct.	Yards	TD	Long	Avg./G
Cade McNamara	12	146.6	183-284-3	64.4	2,301	14	93	191.8
J.J. McCarthy	9	177.0	26-39-1	66.7	379	4	69	42.1
<i>Total</i>	<i>12</i>	<i>147.9</i>	<i>212-331-5</i>	<i>64.0</i>	<i>2,715</i>	<i>18</i>	<i>93</i>	<i>226.3</i>
<i>Opponents</i>	<i>12</i>	<i>115.2</i>	<i>218-386-7</i>	<i>56.5</i>	<i>2,356</i>	<i>13</i>	<i>46</i>	<i>196.3</i>

Receiving	GP	No.	Yards	Avg.	TD	Long	Avg./G
Cornelius Johnson	12	36	587	16.3	3	87	48.9
Erick All	11	32	331	10.3	1	47	30.1
Roman Wilson	11	22	296	13.5	2	38	26.9
Mike Sainristil	12	20	301	15.1	2	51	25.1
<i>Total</i>	<i>12</i>	<i>212</i>	<i>2715</i>	<i>12.8</i>	<i>18</i>	<i>93</i>	<i>226.3</i>
<i>Opponents</i>	<i>12</i>	<i>218</i>	<i>2356</i>	<i>10.8</i>	<i>13</i>	<i>46</i>	<i>196.3</i>

Punt Returns	No.	Yards	Avg.	TD	Long
A.J. Henning	26	241	9.3	0	32
<i>Total</i>	<i>26</i>	<i>570</i>	<i>21.9</i>	<i>1</i>	<i>81</i>
<i>Opponents</i>	<i>12</i>	<i>145</i>	<i>12.1</i>	<i>0</i>	<i>21</i>

Kick Returns	No.	Yards	Avg.	TD	Long
Blake Corum	12	304	25.3	0	79
<i>Michigan</i>	<i>13</i>	<i>283</i>	<i>21.8</i>	<i>0</i>	<i>38</i>
<i>Opponent</i>	<i>40</i>	<i>726</i>	<i>18.1</i>	<i>0</i>	<i>70</i>

Field Goals	Made-Att	Pct.	Long	Blkd.
Jake Moody	22-24	91.7	52	0
<i>Opponents</i>	<i>11-16</i>	<i>68.8</i>	<i>52</i>	<i>1</i>

Punting	No.	Yards	Avg.	Long	TB	FC	I20	50+	Blkd.
Brad Robbins	38	1741	45.8	65	2	18	17	9	0
<i>Opponents</i>	<i>67</i>	<i>2972</i>	<i>44.4</i>	<i>66</i>	<i>4</i>	<i>8</i>	<i>18</i>	<i>23</i>	<i>2</i>

Interceptions	No.	Yards	Avg.	TD	Long
DJ Turner	2	65	32.5	1	42
Daxton Hill	2	3	1.5	0	3
<i>Total</i>	<i>7</i>	<i>100</i>	<i>14.3</i>	<i>1</i>	<i>42</i>
<i>Opponents</i>	<i>5</i>	<i>68</i>	<i>13.6</i>	<i>0</i>	<i>20</i>

Sacks	No.	Yards
Aidan Hutchinson	13.0	63
David Ojabo	11.0	86
<i>Michigan</i>	<i>33.0</i>	<i>201</i>
<i>Opponents</i>	<i>9.0</i>	<i>81</i>

Tackles	GP	Solo	Ast	Total	TFL-Yds
Josh Ross	12	45	41	86	8.5-20
Daxton Hill	12	37	23	60	3.5-13
Aidan Hutchinson	12	32	22	54	14.5-65
<i>Michigan</i>	<i>12</i>	<i>440</i>	<i>288</i>	<i>728</i>	<i>66-299</i>
<i>Opponents</i>	<i>12</i>	<i>473</i>	<i>428</i>	<i>901</i>	<i>24-120</i>





# MICHIGAN WOLVERINES


## 2021 ROSTER

NO.	NAME	POS.	HT.	WT.	CL.	HOMETOWN	NO.	NAME	POS.	HT.	WT.	CL.	HOMETOWN
1	Andrel Anthony	WR	6-2	185	Fr.	East Lansing, Mich.	40	Christian Boivin	RB	6-0	204	Fr.	Traverse City, Mich.
1	Ja'Den McBurrows	DB	5-11	197	Fr.	Fort Lauderdale, Fla.	40	Leon Franklin	RB	5-8	206	Jr.	Southfield, Mich.
2	Blake Corum	RB	5-8	200	So.	Marshall, Va.	41	Isaiah Gash	RB	5-10	178	So.	Green Bay, Wis.
2	Brad Hawkins	DB	6-1	221	Gr.	Camden, N.J.	41	Nikhai Hill-Green	LB	6-1	220	So.	Pittsburgh, Pa.
3	A.J. Henning	WR	5-10	185	So.	Frankfort, Ill.	42	Trevor Andrews	DB	6-2	218	Fr.	Brentwood, Tenn.
4	Vincent Gray	DB	6-2	192	Sr.	Rochester, Mich.	42	TJ Guy	DE	6-5	251	Fr.	Mansfield, Mass.
4	Dan Villari	QB	6-4	235	So.	Massapequa, N.Y.	43	Andrew Russell	DB	6-2	191	Sr.	Victor, N.Y.
5	Mike Sainristil	WR	5-10	185	Jr.	Everett, Mass.	44	Joshua Luther	DB	5-9	184	Jr.	Clarkston, Mich.
5	DJ Turner	DB	6-0	181	Jr.	Suwanee, Ga.	45	Noah Howes	TE	6-5	234	Fr.	Rochester, Mich.
6	Cornelius Johnson	WR	6-3	211	Jr.	Greenwich, Conn.	45	Greg Tarr	LS	6-2	207	So.	Washington, Mich.
6	R.J. Moten	DB	6-0	221	So.	Delran, N.J.	46	Alexander Lidback	LB	6-3	223	Fr.	Alpharetta, Ga.
7	Donovan Edwards	RB	6-0	202	Fr.	West Bloomfield, Mich.	49	William Wagner	LS	6-1	247	Jr.	Alpharetta, Ga.
7	Makari Paige	DB	6-3	192	So.	West Bloomfield, Mich.	50	Jerome Nichols	LB	6-0	224	So.	Belleville, Mich.
8	Ronnie Bell	WR	6-0	192	Sr.	Kansas City, Mo.	51	Greg Crippen	OL	6-4	290	Fr.	Northborough, Mass.
9	J.J. McCarthy	QB	6-3	197	Fr.	La Grange Park, Ill.	52	Karsen Barnhart	OL	6-4	307	Jr.	Paw Paw, Mich.
10	Cristian Dixon	WR	6-2	197	Fr.	Santa Ana, Calif.	52	Kechaun Bennett	DE	6-5	241	Fr.	Suffield, Conn.
10	Anthony Solomon	LB	6-1	215	Jr.	Fort Lauderdale, Fla.	53	Trent Jones	OL	6-4	307	Jr.	Grayson, Ga.
12	Cade McNamara	QB	6-1	212	Jr.	Reno, Nev.	54	Kraig Correll	OL	6-4	311	Sr.	Easton, Pa.
12	Josh Ross	LB	6-2	224	Gr.	Southfield, Mich.	54	George Rooks	DL	6-5	270	Fr.	Jersey City, N.J.
13	Jake Moody	K	6-1	211	Sr.	Northville, Mich.	55	Mica Gelb	OL	6-4	292	Jr.	Washington, D.C.
14	Quinten Johnson	DB	5-11	200	Jr.	Silver Spring, Md.	55	David Ojabo	LB	6-5	250	Jr.	Aberdeen, Scotland
14	Roman Wilson	WR	6-0	180	So.	Honolulu, Hawaii	56	Dominick Giudice	DL	6-5	275	Fr.	Freehold, N.J.
15	Alan Bowman	QB	6-4	205	Gr.	Grapevine, Texas	57	Joey George	DL	6-0	262	Sr.	Walled Lake, Mich.
15	Christopher Hinton	DL	6-4	310	Jr.	Johns Creek, Ga.	58	Giovanni El-Hadi	OL	6-5	318	Fr.	Sterling Heights, Mich.
16	Jalen Perry	DB	6-0	187	Jr.	Dacula, Ga.	58	Mazi Smith	DL	6-3	326	Jr.	Grand Rapids, Mich.
16	Davis Warren	QB	6-2	195	Fr.	Los Angeles, Calif.	61	Noah Stewart	OL	6-7	274	So.	Muskegon, Mich.
17	Braiden McGregor	DE	6-5	265	So.	Port Huron, Mich.	62	Raheem Anderson	OL	6-3	302	Fr.	Detroit, Mich.
17	Peyton Smith	QB	6-3	192	So.	Ithaca, Mich.	65	Zak Zinter	OL	6-6	320	So.	North Andover, Mass.
18	Keshaun Harris	DB	5-11	186	Jr.	Lansing, Mich.	66	Chuck Filiaga	OL	6-6	337	Gr.	Aledo, Texas
18	Jesse Madden	QB	6-2	198	Fr.	Oakland, Calif.	67	Jess Speight	DL	6-5	310	Gr.	Richmond, Va.
19	Tommy Doman	K/P	6-5	190	Fr.	Rochester Hills, Mich.	68	Andrew Vastardis	OL	6-3	294	Gr.	Ashburn, Va.
19	Rod Moore	DB	6-0	173	Fr.	Clayton, Ohio	70	Jack Stewart	DL	6-4	314	Jr.	New Canaan, Conn.
20	Kalel Mullings	LB	6-1	236	So.	West Roxbury, Mass.	71	Andrew Stueber	OL	6-7	338	Gr.	Darien, Conn.
22	Tavierre Dunlap	RB	6-0	222	Fr.	Del Valle, Texas	72	Tristan Bounds	OL	6-8	282	Fr.	Wallingford, Conn.
22	Gemon Green	DB	6-2	181	Sr.	DeSoto, Texas	72	Elijah Pierre	DL	6-1	272	Gr.	Rockland, Mass.
23	Michael Barrett	LB	6-0	227	Sr.	Valdosta, Ga.	74	Reece Atteberry	OL	6-5	307	So.	Aurora, Colo.
24	Danny Hughes	RB	6-0	200	Jr.	Naperville, Ill.	75	Peter Simmons	OL	6-3	291	Fr.	Bonita Springs, Fla.
24	George Johnson	WR	6-0	186	Jr.	Stuart, Fla.	76	Ryan Hayes	OL	6-7	307	Sr.	Traverse City, Mich.
25	Junior Colson	LB	6-2	225	Fr.	Brentwood, Tenn.	77	Trevor Keegan	OL	6-6	324	Jr.	Crystal Lake, Ill.
25	Hassan Haskins	RB	6-1	220	Sr.	St. Louis, Mo.	78	Griffin Korican	OL	6-6	316	Sr.	Seattle, Wash.
26	Rayshaun Benny	DL	6-5	292	Fr.	Detroit, Mich.	79	Jeffrey Persi	OL	6-7	305	So.	Mission Viejo, Calif.
26	Jake Thaw	WR	6-0	190	So.	Westport, Conn.	80	Hunter Neff	TE	6-2	237	Jr.	Chelsea, Mich.
27	Christian Bartholomew	WR	6-0	182	So.	Galesburg, Mich.	81	Louis Hansen	TE	6-6	252	Fr.	Needham, Mass.
27	Tyler McLaurin	LB	6-3	237	Fr.	Bolingbrook, Ill.	82	Max Bredeson	TE	6-2	222	Fr.	Hartland, Wis.
28	Darion Green-Warren	DB	6-0	173	So.	Torrance, Calif.	83	Erick All	TE	6-4	245	Jr.	Fairfield, Ohio
29	Rhett Andersen	K/P	6-0	172	Gr.	Poquoson, Va.	84	Joel Honigford	TE	6-6	257	5th	Sugarcreek, Ohio
29	Joey Velazquez	LB	6-0	228	Jr.	Columbus, Ohio	84	Sam Staruch	WR	6-1	180	So.	Lake Orion, Mich.
30	Daxton Hill	DB	6-0	192	Jr.	Tulsa, Okla.	85	Daylen Baldwin	WR	6-2	219	Sr.	Southfield, Mich.
30	Will Rolapp	WR	6-0	186	So.	Darien, Conn.	86	Luke Schoonmaker	TE	6-5	250	Sr.	Hamden, Conn.
31	Lucas Andrighetto	RB	6-1	204	Sr.	Mountain View, Calif.	88	Mathew Harrison	WR	6-2	205	Jr.	Ortonville, Mich.
31	Jordan Morant	DB	6-0	210	So.	Parsippany, N.J.	88	Matthew Hibner	TE	6-4	244	So.	Burke, Va.
32	Jaylen Harrell	LB	6-4	242	So.	Tampa, Fla.	89	Carter Selzer	TE	6-8	242	5th	Kansas City, Mo.
32	Nolan Knight	LB	6-3	215	Jr.	Northville, Mich.	90	Mike Morris	DE	6-6	278	Jr.	Belle Glade, Fla.
33	German Green	DB	6-2	190	Sr.	DeSoto, Texas	91	Brad Robbins	P	6-1	203	Gr.	Westerville, Ohio
34	Jaydon Hood	LB	6-1	212	Fr.	Fort Lauderdale, Fla.	91	Taylor Upshaw	DE	6-4	262	Gr.	Bradenton, Fla.
35	Luke Buckman	TE	6-5	237	Sr.	Holland, Mich.	92	Ike Iwunnah	DL	6-3	306	Fr.	Garland, Texas
35	Caden Kolesar	DB	5-10	196	Jr.	Westlake, Ohio	93	Cole Hussung	K	5-9	194	So.	Floyds Knobs, Ind.
36	Andre Seldon	DB	5-8	173	So.	Belleville, Mich.	93	Jordan Whitley	DL	6-1	348	Gr.	Richmond, Calif.
36	Nico Tiberia	RB	5-9	201	So.	Allen Park, Mich.	94	Kris Jenkins	DL	6-3	275	So.	Olney, Md.
37	Josh Beetham	TE	6-5	239	So.	Yorkville, Ill.	95	Donovan Jeter	DL	6-3	325	Gr.	Beaver Falls, Pa.
37	Eamonn Dennis	WR	5-10	175	So.	Worcester, Mass.	96	Julius Welschhof	DL	6-6	288	Sr.	Miesbach, Germany
38	Peyton O'Leary	WR	6-4	190	Fr.	Byfield, Mass.	97	Aidan Hutchinson	DE	6-6	265	Sr.	Plymouth, Mich.
38	Joe Taylor	RB	5-10	184	Fr.	Chelsea, Mich.	99	Gabe Newburg	DE	6-5	251	Jr.	Clayton, Ohio
39	Matt Torey	WR	5-10	183	Sr.	Sterling Heights, Mich.							



## MICHIGAN WOLVERINES

MEET THE PLAYERS

**ANDREL  
ANTHONY**

1 | WR | Fr.

**JA'DEN  
McBURROWS**

1 | DB | Fr.

**BLAKE  
CORUM**

2 | RB | So.

**BRAD  
HAWKINS**


2 | DB | Gr.

**A.J.  
HENNING**

3 | WR | So.

**VINCENT  
GRAY**

4 | DB | Sr.

**DAN  
VILLARI**

4 | QB | So.

**MIKE  
SAINRISTIL**

5 | WR | Jr.

**DJ  
TURNER**

5 | DB | Jr.

**CORNELIUS  
JOHNSON**

6 | WR | Jr.

**R.J.  
MOTEN**

6 | DB | So.

**DONOVAN  
EDWARDS**


7 | RB | Fr.

**MAKARI  
PAIGE**

7 | DB | So.

**RONNIE  
BELL**

8 | WR | Sr.

**J.J.  
McCARTHY**

9 | QB | Fr.

**CRISTIAN  
DIXON**

10 | WR | Fr.

**ANTHONY  
SOLOMON**


10 | LB | Jr.

**CADE  
McNAMARA**

12 | QB | Jr.

**JOSH  
ROSS**


12 | LB | Gr.

**JAKE  
MOODY**

13 | K | Sr.

**QUINTEN  
JOHNSON**

14 | DB | Jr.

**ROMAN  
WILSON**

14 | WR | So.

**ALAN  
BOWMAN**

15 | QB | Gr.

**CHRISTOPHER  
HINTON**

15 | DL | Jr.

**JALEN  
PERRY**


16 | DB | Jr.

**DAVIS  
WARREN**


16 | QB | Fr.

**BRAIDEN  
McGREGOR**


17 | DE | So.

**PEYTON  
SMITH**


17 | QB | So.

**KESHAUN  
HARRIS**

18 | DB | Jr.

**JESSE  
MADDEN**

18 | QB | Fr.

**TOMMY  
DOMAN**

19 | K/P | Fr.

**ROD  
MOORE**

19 | DB | Fr.

**KALEL  
MULLINGS**

20 | LB | So.

**TAVIERRE  
DUNLAP**

22 | RB | Fr.

**GEMON  
GREEN**

22 | DB | Sr.






## MICHIGAN WOLVERINES

## MEET THE PLAYERS

**MICHAEL  
BARRETT**

23 | LB | Sr.

**DANNY  
HUGHES**

24 | RB | Jr.

**GEORGE  
JOHNSON**

24 | WR | Jr.

**JUNIOR  
COLSON**

25 | LB | Fr.

**HASSAN  
HASKINS**


25 | RB | Sr.

**RAYSHAUN  
BENNY**

26 | DL | Fr.

**JAKE  
THAW**

26 | WR | So.

**CHRISTIAN  
BARTHOLOMEW**


27 | WR | So.

**TYLER  
McLAURIN**


27 | LB | Fr.

**DARION  
GREEN-WARREN**

28 | DB | So.

**RHETT  
ANDERSEN**


29 | K/P | Gr.

**JOEY  
VELAZQUEZ**


29 | LB | Jr.

**DAXTON  
HILL**

30 | DB | Jr.

**WILL  
ROLAPP**

30 | WR | So.

**LUCAS  
ANDRIGHETTO**

31 | RB | Sr.

**JORDAN  
MORANT**

31 | DB | So.

**JAYLEN  
HARRELL**

32 | LB | So.

**NOLAN  
KNIGHT**

32 | LB | Jr.

**GERMAN  
GREEN**


33 | DB | Sr.

**JAYDON  
HOOD**

34 | LB | Fr.

**LUKE  
BUCKMAN**

35 | TE | Sr.

**CADAN  
KOLE SAR**

35 | DB | Jr.

**ANDRE  
SELDON**

36 | DB | So.

**NICO  
TIBERIA**


36 | RB | So.

**JOSH  
BEETHAM**

37 | TE | So.

**EAMONN  
DENNIS**


37 | WR | So.

**PEYTON  
O'LEARY**


38 | WR | Fr.

**JOE  
TAYLOR**

38 | RB | Fr.

**MATT  
TOREY**

39 | WR | Sr.

**CHRISTIAN  
BOIVIN**


40 | RB | Fr.

**LEON  
FRANKLIN**

40 | RB | Jr.

**ISAIAH  
GASH**

41 | RB | So.

**NIKHA I  
HILL-GREEN**

41 | LB | So.

**TREVOR  
ANDREWS**

42 | DB | Fr.


**TJ  
GUY**

42 | DE | Fr.



## MICHIGAN WOLVERINES

## MEET THE PLAYERS



**ANDREW  
RUSSELL**  
43 | DB | Sr.



**JOSHUA  
LUTHER**  
44 | DB | Jr.



**NOAH  
HOWES**  
45 | TE | Fr.



**GREG  
TARR**  
45 | LS | So.




**ALEXANDER  
LIDBACK**  
46 | LB | Fr.



**WILLIAM  
WAGNER**  
49 | LS | Jr.



**JEROME  
NICHOLS**  
50 | LB | So.



**GREG  
CRIPPEN**  
51 | OL | Fr.




**KARSEN  
BARNHART**  
52 | OL | Jr.



**KECHAUN  
BENNETT**  
52 | DE | Fr.




**TRENTE  
JONES**  
53 | OL | Jr.



**KRAIG  
CORRELL**  
54 | OL | Sr.




**GEORGE  
ROOKS**  
54 | DL | Fr.




**MICA  
GELB**  
55 | OL | Jr.



**DAVID  
OJABO**  
55 | LB | Jr.



**DOMINICK  
GIUDICE**  
56 | DL | Fr.




**JOEY  
GEORGE**  
57 | DL | Sr.



**GIOVANNI  
EL-HADI**  
58 | OL | Fr.



**MAZI  
SMITH**  
58 | DL | Jr.



**NOAH  
STEWART**  
61 | OL | So.



**RAHEEM  
ANDERSON**  
62 | OL | Fr.



**ZAK  
ZINTER**  
65 | OL | So.



**CHUCK  
FILIAGA**  
66 | OL | Gr.



**JESS  
SPEIGHT**  
67 | DL | Gr.



**ANDREW  
VASTARDIS**  
68 | OL | Gr.



**JACK  
STEWART**  
70 | DL | Jr.



**ANDREW  
STUEBER**  
71 | OL | Gr.



**TRISTAN  
BOUNDS**  
72 | OL | Fr.



**ELIJAH  
PIERRE**  
72 | DL | Gr.



**REECE  
ATTEBERRY**  
74 | OL | So.



**PETER  
SIMMONS**  
75 | OL | Fr.




**RYAN  
HAYES**  
76 | OL | Sr.



**TREVOR  
KEEGAN**  
77 | OL | Jr.



**GRIFFIN  
KORICAN**  
78 | OL | Sr.




**JEFFREY  
PERSI**  
79 | OL | So.





## MICHIGAN WOLVERINES


## MEET THE PLAYERS



**HUNTER  
NEFF**  
80 | TE | Jr.



**LOUIS  
HANSEN**  
81 | TE | Fr.



**MAX  
BREDESON**  
82 | TE | Fr.



**ERICK  
ALL**  
83 | TE | Jr.



**JOEL  
HONIGFORD**  
84 | TE | 5th




**SAM  
STARUCH**  
84 | WR | So.




**DAYLEN  
BALDWIN**  
85 | WR | Sr.



**LUKE  
SCHOONMAKER**  
86 | TE | Sr.



**MATHEW  
HARRISON**  
88 | WR | Jr.



**MATTHEW  
HIBNER**  
88 | TE | So.



**CARTER  
SELZER**  
89 | TE | 5th



**MIKE  
MORRIS**  
90 | DE | Jr.




**BRAD  
ROBBINS**  
91 | P | Gr.



**TAYLOR  
UPSHAW**  
91 | DE | Gr.



**IKE  
IWUNNAH**  
92 | DL | Fr.




**COLE  
HUSSUNG**  
93 | K | So.




**JORDAN  
WHITLEY**  
93 | DL | Gr.



**KRIS  
JENKINS**  
94 | DL | So.



**DONOVAN  
JETER**  
95 | DL | Gr.



**JULIUS  
WELSCHOF**  
96 | DL | Sr.



**AIDAN  
HUTCHINSON**  
97 | DE | Sr.





# It's no fantasy, you really can get IT all.

^  
SECURELY

How could you secure a win with more access to certified IT specialists? Add Marco to your roster for all your technology needs — from assessment and configuration to implementation and support. We help identify the right products, implement secure solutions and ensure your team is positioned for success.

Learn more at [marconet.com/getITall](http://marconet.com/getITall)



Official business IT partner of the Big Ten



# TicketSmarter®

*Experience the **Power** and **Excitement** of Live Events*

## Official resale marketplace



Visit [TicketSmarter.com](https://TicketSmarter.com) today

Follow @TicketSmarter







# IOWA HAWKEYES



WEST DIVISION CHAMPIONS





# UNIVERSITY OF IOWA

IOWA CITY, IOWA

**R**espected for its excellence in education, passion for discovery, and tradition of public service, the University of Iowa offers a close-knit community that draws students and scholars from around the world.

Founded in 1847, the University of Iowa is the state's oldest public university. Today it comprises 11 colleges, a major teaching hospital, a technology research campus, and other resources. With nearly 32,000 students, it is one of the nation's top public research universities and one of the smallest public institutions in the Big Ten.

Iowa is a place where every student can find their niche, get to know classmates and professors, and receive personal assistance in meeting college and career goals. Its 1,700-acre main campus bridges the Iowa River in the heart of Iowa City, and both campus and community radiate a welcoming, cosmopolitan spirit.

*U.S. News & World Report* magazine ranks Iowa among the nation's best public universities, and Iowa has been recognized as a "best buy" in the Fiske Guide to Colleges for 17 years. Iowa offers:

## AN EMPHASIS ON EDUCATION

With more than 200 areas of undergraduate and graduate study, plus seven professional degree programs, Iowa helps students find their directions or chart new paths. Most classes have fewer than 30 students, and the overall student-to-faculty ratio is 15-to-1.

## GAME-CHANGING MEDICINE

A staff of more than 10,000 and over 1 million clinic visits each year make UI Health Care one of the nation's largest university-owned teaching hospitals and a major health care provider for the state. With many nationally ranked pediatric and adult medical specialties, UI Health Care also helps train new generations of doctors, nurses, and other health professionals, and engages in groundbreaking medical research. UI Hospitals & Clinics is ranked by *Forbes* magazine as one of the best health care employers in the nation.

## STATE OF THE ARTS

The pioneering Iowa Writers' Workshop is one of the most respected programs



of its kind and one reason Iowa has earned a reputation as a premier center for arts education. Outreach programs and performance venues also make the university a destination for arts aficionados.

## ECONOMIC IMPACT

The University of Iowa helps develop a smart, creative and entrepreneurial workforce, but it's also one of Iowa's largest employers, a magnet for out-of-state investment, and a resource for new and existing businesses. The Office of the Vice President for Research provides a central contact for business development and the commercialization of new discoveries.

## LIFE AFTER CAMPUS

Some 96 percent of Iowa graduates find a job or are accepted into graduate school within six months of graduation. Enhanced career services from the Pomerantz Career Center aim to maintain and increase this high rate appropriately through innovative strategies that help students become career entrepreneurs and leaders in the workplace.

Today's University of Iowa is dedicated to building a better state, nation and world by producing generations of scholars and professionals, driving economic growth, and fostering innovations in the sciences, humanities and arts. Whether you're visiting campus, preparing for college, or seeking new learning and career opportunities, Iowa welcomes you to explore.

**VISIT US AT [UIOWA.EDU](http://UIOWA.EDU)**

## UNIVERSITY QUICK FACTS

LOCATION .....	Iowa City, Iowa
FOUNDED .....	1847
JOINED BIG TEN .....	1899
ENROLLMENT .....	31,206

HOME FIELD .....	Duke Slater Field at Kinnick Stadium
CAPACITY .....	69,250
WEBSITE .....	<a href="http://HawkeyeSports.com">HawkeyeSports.com</a>
TWITTER .....	@HawkeyeFootball



**BARBARA J. WILSON**  
President



**GARY A. BARTA**  
Director of Athletics



**BARBARA BURKE**  
Senior Woman Administrator



**LIZ HOLLINGWORTH**  
Faculty Athletics Representative



**NICOLE GROSLAND**  
Faculty Athletics Representative



# THE BEST USE THE BEST








# SEASON RECAP

WEST DIVISION CHAMPIONS



## GAME 1 (VS. INDIANA)

Saturday, Sept. 4 | Final score: W, 34-6



## GAME 2 (AT IOWA STATE)

Saturday, Sept. 11 | Final score: W, 27-17



## GAME 3 (VS. KENT STATE)

Saturday, Sept. 18 | Final score: W, 30-7



## GAME 4 (VS. COLORADO STATE)

Saturday, Sept. 25 | Final score: W, 24-14



## GAME 5 (AT MARYLAND)

Friday, Oct. 1 | Final score: W, 51-14




## GAME 6 (VS. PENN STATE)

Saturday, Oct. 9 | Final score: W, 23-20



# SEASON RECAP

WEST DIVISION CHAMPIONS




## GAME 7 (VS. PURDUE)

Saturday, Oct. 16 | Final score: L, 24-7



## GAME 8 (AT WISCONSIN)

Saturday, Oct. 30 | Final score: L, 27-7



## GAME 9 (AT NORTHWESTERN)

Saturday, Nov. 6 | Final score: W, 17-12




## GAME 10 (VS. MINNESOTA)

Saturday, Nov. 13 | Final score: W, 27-22



## GAME 11 (VS. ILLINOIS)

Saturday, Nov. 20 | Final score: W, 33-23



## GAME 12 (AT NEBRASKA)

Friday, Nov. 26 | Final score: W, 28-21





# KIRK FERENTZ

HEAD COACH (23<sup>RD</sup> SEASON)



**M**oon Family Head Football Coach Kirk Ferentz is in his 23rd year as head football coach at the University of Iowa and 32nd season overall at the University.

With Iowa's 33-7 win over Northern Illinois in the opening game of the 2018 season, Ferentz recorded win No. 144 as Iowa's head coach, surpassing the late Hayden Fry as the winningest football coach in program history.

Ferentz is the longest tenured head football coach in the nation. Ferentz and Fry are the only head coaches to lead a Division I football program for 20 years, consecutively. With a 63-0 win at Illinois in 2018, Ferentz became just the fifth coach in Big Ten Conference history to win 150 games as a Big Ten head coach. Ferentz ranks fourth in career wins within league play.

Ferentz holds a 178-108 record at Iowa, including 110-79 in conference games. The 178 wins in all games coached as a member of the Big Ten rank fourth all-time in league history. His 25-year record as a college head coach is 190-129.

Under Ferentz' leadership the Iowa football program has earned 18 bowl game invitations since 2001.

The Hawkeyes won 47 games from 2015-19, the best five-year win total in school history. Just eight programs in the nation won more games during that time frame. Iowa has won 10 games in a season on nine occasions, six times under Ferentz and three under Fry.

Ferentz guided the Hawkeyes to eight wins or more in five consecutive seasons (2015-19) and 12 seasons overall since 2003. Iowa has appeared in 11 January bowl games under Ferentz.

The Iowa football program enjoyed a historic season in 2015, posting a final 12-2 record. Ferentz led the 2015 Hawkeyes to a perfect regular season, setting a school record with 12 wins. The Hawkeyes won the Big Ten Conference West Division (8-0) before falling to Michigan State, 16-13, in a close championship game that was decided in the final minute of play. The Hawkeyes earned their sixth invitation to the Rose Bowl, which was Iowa's first appearance in Pasadena in 25 years.

Ferentz was recognized with both the Hayes-Schembechler and Dave McClain Big Ten Conference Coach of the Year awards in 2015. He was named Eddie Robinson (FWAA) and Woody Hayes national Coach of the Year (Columbus Touchdown Club), and received the Dodd Trophy, presented by the Bobby Dodd Coach of the Year Foundation.

## COACHING STAFF



**BRIAN  
FERENTZ**  
Off. Coord./Tight Ends



**PHIL  
PARKER**  
Def. Coord./Secondary



**LEVAR  
WOODS**  
Special Teams Coordinator



**GEORGE  
BARNETT**  
Offensive Line



**KELVIN  
BELL**  
Defensive Line



**LADELL  
BETTS**  
Running Backs



**KELTON  
COPELAND**  
Wide Receivers



**JAY  
NIEMANN**  
Asst. Def. Line/Recruiting



**KEN  
O'KEEFE**  
Quarterbacks



**SETH  
WALLACE**  
Asst. Def. Coord./Linebackers



## IOWA HAWKEYES

2021 STATS



	IOWA	OPP
<b>SCORING</b> .....	<b>308</b>	<b>207</b>
Points Per Game.....	25.7	17.3
<b>FIRST DOWNS</b> .....	<b>198</b>	<b>206</b>
Rushing.....	78	76
Passing.....	101	114
Penalty.....	19	16
<b>RUSHING YARDAGE</b> .....	<b>1,454</b>	<b>1,269</b>
Yards gained rushing.....	1,853	1,527
Yards lost rushing.....	399	258
Rushing Attempts.....	444	427
Average per rush.....	3.3	3.0
Average per game.....	121.2	105.8
TDs rushing.....	17	10
<b>PASSING YARDAGE</b> .....	<b>2,135</b>	<b>2,519</b>
Comp-Att-Int.....	184-336-7	227-412-22
Avg. per pass.....	6.4	6.1
Avg. per catch.....	11.6	11.1
Avg. per game.....	177.9	209.9
TDs passing.....	11	13
<b>TOTAL OFFENSE</b> .....	<b>3,589</b>	<b>3,788</b>
Total Plays.....	780	839
Avg. per play.....	4.6	4.5
Avg. per game.....	299.1	315.7
<b>KICK RETURNS: #-YARDS</b> .....	<b>28-729</b>	<b>12-208</b>
<b>PUNT RETURNS: #-YARDS</b> .....	<b>36-303</b>	<b>16-52</b>
<b>INT RETURNS: #-YARDS</b> .....	<b>22-224</b>	<b>7-69</b>
<b>KICK RETURN AVERAGE</b> .....	<b>26.0</b>	<b>17.3</b>
<b>PUNT RETURN AVERAGE</b> .....	<b>8.4</b>	<b>3.3</b>
<b>INT RETURN AVERAGE</b> .....	<b>10.2</b>	<b>9.9</b>
<b>FUMBLES-LOST</b> .....	<b>12-7</b>	<b>11-6</b>
<b>PENALTIES-YARDS</b> .....	<b>48-415</b>	<b>80-653</b>
Average Per Game.....	34.6	54.4
<b>PUNTS-YARDS</b> .....	<b>70-3,157</b>	<b>72-2,939</b>
Average Per Kick.....	45.1	40.8
Net punt average.....	40.9	36.2
<b>KICKOFFS-YARDS</b> .....	<b>68-4,246</b>	<b>52-3,033</b>
Average Per Kick.....	62.4	58.3
Net kick average.....	39.9	34.6
<b>TIME OF POSSESSION/GAME</b> .....	<b>30:28</b>	<b>28:53</b>
<b>3RD-DOWN CONVERSIONS</b> .....	<b>59/170</b>	<b>69/190</b>
3rd-down Pct.....	35%	36%
<b>4TH-DOWN CONVERSIONS</b> .....	<b>5/14</b>	<b>12/24</b>
4th-down Pct.....	36%	50%
<b>SACKS BY-YARDS</b> .....	<b>24-167</b>	<b>31-200</b>
<b>TOUCHDOWNS SCORED</b> .....	<b>34</b>	<b>23</b>
<b>FIELD GOALS-ATTEMPTS</b> .....	<b>22-25</b>	<b>16-19</b>
<b>ON-SIDE KICKS</b> .....	<b>0-0</b>	<b>0-0</b>
<b>RED-ZONE SCORES</b> .....	<b>(31-41) 76%</b>	<b>(31-35) 89%</b>
<b>RED-ZONE TOUCHDOWNS</b> ....	<b>(18-41) 44%</b>	<b>(18-35) 51%</b>
<b>PAT ATTEMPTS</b> .....	<b>(34-34) 100%</b>	<b>(21-23) 91%</b>
<b>ATTENDANCE</b> .....	<b>467,436</b>	<b>305,918</b>
Games/Avg Per Game.....	7/66,777	5/61,184
Neutral Site Games.....		0/0

SCORE BY QUARTERS	1ST	2ND	3RD	4TH	OT	TOTAL
Iowa	46	120	67	75	0	308
Opponents	68	67	32	40	0	207

## INDIVIDUAL LEADERS

Rushing	GP	Att.	Gain	Loss	Net	Avg.	TD	Long	Avg./G
Tyler Goodson	12	238	1,199	98	1,101	4.6	6	56	91.8
Ivory Kelly-Martin	9	44	196	6	190	4.3	1	27	21.1
<i>Total</i>	12	444	1,853	399	1,454	3.3	17	56	121.2
<i>Opponents</i>	12	427	1,527	258	1,269	3.0	10	28	105.8

Passing	GP	Effic.	C-A-I	Pct.	Yards	TD	Long	Avg./G
Spencer Petras	10	120.1	137-236-6	58.1	1,532	9	67	153.2
Alex Padilla	8	102.9	45-97-1	46.4	598	2	72	74.8
<i>Total</i>	12	114.8	184-336-7	54.8	2,135	11	72	177.9
<i>Opponents</i>	12	106.2	227-412-22	55.1	2,519	13	68	209.9

Receiving	GP	No.	Yards	Avg.	TD	Long	Avg./G
Sam LaPorta	12	40	486	12.2	2	30	40.5
Nico Ragaini	12	26	331	12.7	1	48	27.6
Keagan Johnson	12	17	339	19.9	2	49	28.3
<i>Total</i>	12	184	2,135	11.6	11	72	177.9
<i>Opponents</i>	12	226	2,513	11.1	13	68	209.4

Punt Returns	No.	Yards	Avg.	TD	Long
Charlie Jones	34	288	8.5	0	41
Max Cooper	1	3	3.0	0	3
<i>Total</i>	36	303	8.4	1	41
<i>Opponents</i>	16	52	3.3	0	11

Kick Returns	No.	Yards	Avg.	TD	Long
Charlie Jones	23	605	26.3	1	100
<i>Total</i>	28	729	26.0	1	100
<i>Opponents</i>	12	208	17.3	0	32

Field Goals	Made-Att	Pct.	Long	Blkd.
Caleb Shudak	22-25	88.0	51	0
<i>Opponents</i>	16-19	84.2	53	1

Punting	No.	Yards	Avg.	Long	TB	FC	I20	50+	Blkd.
Tory Taylor	69	3157	45.8	69	11	20	33	21	0
<i>Total</i>	70	3157	45.1	69	11	20	33	21	1
<i>Opponents</i>	72	2939	40.8	59	2	14	19	15	1

Interceptions	No.	Yards	Avg.	TD	Long
Dane Belton	5	0	0.0	0	0
Riley Moss	4	85	21.3	2	55
<i>Total</i>	22	224	10.2	3	55
<i>Opponents</i>	7	69	9.9	0	62

Sacks	No.	Yards
Joe Evans	6.0	39
Lukas Van Ness	6.0	39
<i>Total</i>	24	167
<i>Opponents</i>	31	200

Tackles	GP	Solo	Ast	Total	TFL-Yds
Jack Campbell	12	51	73	124	3.5-12
Seth Benson	12	45	44	89	4.5-13
<i>Total</i>	12	455	346	801	55-235
<i>Opponents</i>	12	501	260	761	90-330



FROM  
I-O-W-A  
TO  
I-N-D-Y



# WE'RE WITH YOU, HAWKEYES.







# IOWA HAWKEYES

## 2021 ROSTER

NO.	NAME	POS.	HT.	WT.	CL.	HOMETOWN	NO.	NAME	POS.	HT.	WT.	CL.	HOMETOWN
0	Diante Vines	WR	6-0	193	R-Fr.	Danbury, Conn.	40	Turner Pallissard	FB	6-0	245	Jr.	Frankfort, Ill.
1	Aaron Blom	K	5-11	190	R-Fr.	Oskaloosa, Iowa	40	Josef Smith	LB	6-3	221	R-Fr.	Britt, Iowa
1	Nolan Donald	WR	5-9	194	So.	Morton, Ill.	41	Jaden Harrell	LB	6-2	231	Fr.	Urbandale, Iowa
2	Ryan Gersonde	P	6-4	197	Sr.	Milwaukee, Wis.	42	Denin Limouris	TE/FB	6-2	227	Fr.	Glen Ellyn, Ill.
2	Deuce Hogan	QB	6-4	212	R-Fr.	Southlake, Texas	42	Zach Twedt	LB	6-3	229	Fr.	Story City, Iowa
3	Cooper DeJean	DB	6-1	203	Fr.	Odebolt, Iowa	43	Karson Sharar	LB	6-2	201	Fr.	Iowa Falls, Iowa
3	Tyrone Tracy Jr.	WR	5-11	201	Jr.	Indianapolis, Ind.	44	Seth Benson	LB	6-1	229	Jr.	Sioux Falls, S.D.
4	Dane Belton	DB	6-1	205	Jr.	Tampa, Fla.	45	Deontae Craig	DL	6-3	263	R-Fr.	Fort Wayne, Ind.
4	Leshon Williams	RB	5-10	205	R-Fr.	Chicago, Ill.	45	Nick Phelps	P	5-10	205	Jr.	Kingsley, Iowa
5	Jestin Jacobs	LB	6-4	236	So.	Englewood, Ohio	46	Logan Klemp	LB	6-2	234	Jr.	Jewell, Iowa
5	Joey Labas	QB	6-4	194	Fr.	Brecksville, Ohio	47	Wyatt Wegener	LB	6-2	212	R-Fr.	Algona, Iowa
6	Keagan Johnson	WR	6-1	197	Fr.	Bellevue, Neb.	48	Max Llewellyn	DL	6-5	232	Fr.	Urbandale, Iowa
7	Reggie Bracy	DB	6-0	206	So.	Mobile, Ala.	48	Bryce Schulte	TE	6-3	245	Sr.	Cedar Rapids, Iowa
7	Spencer Petras	QB	6-5	233	Jr.	San Rafael, Calif.	49	Ethan Hurkett	DL	6-3	261	R-Fr.	Cedar Rapids, Iowa
8	Matt Hankins	DB	6-0	185	Sr.	Lewisville, Texas	49	Andrew Lentsch	TE	6-4	227	Fr.	West Des Moines, Iowa
8	Alex Padilla	QB	6-1	197	So.	Greenwood Village, Colo.	50	Louie Stec	DT	6-0	264	So.	LaGrange Park, Ill.
9	Tory Taylor	P	6-4	231	So.	Melbourne, Australia	51	Jeremiah Pittman	DL	6-3	303	Fr.	Palatine, Ill.
10	Arland Bruce IV	WR	5-10	193	Fr.	Olathe, Kan.	52	Asher Fahey	OL	6-5	281	R-Fr.	Waukon, Iowa
10	Caleb Shudak	K	5-8	178	Sr.	Council Bluffs, Iowa	53	Michael Myslinski	OL	6-3	278	Fr.	Jacksonville, Fla.
11	AJ Lawson	DB	6-0	192	R-Fr.	Decatur, Ill.	54	Matt Fagan	OL	6-5	287	Jr.	Council Bluffs, Iowa
12	Jaxon Rexroth	DB	6-2	193	Fr.	Cedar Rapids, Iowa	55	Luke Empen	OL	6-4	289	Jr.	Clinton, Iowa
13	Joe Evans	DE	6-2	248	Jr.	Ames, Iowa	56	Nick DeJong	OL	6-6	292	So.	Pella, Iowa
13	Henry Marchese	DB	6-3	199	Sr.	Vernon Hills, Ill.	57	Clayton Thurm	OL	6-4	281	So.	Williamsburg, Iowa
14	Brody Brecht	WR	6-4	205	Fr.	Ankeny, Iowa	58	Taylor Fox	OL	6-3	290	So.	Winthrop, Iowa
15	Dallas Craddieth	DB	5-11	205	Jr.	St. Louis, Mo.	59	Griffin Liddle	DL	6-3	267	Fr.	Bettendorf, Iowa
15	Tyler Goodson	RB	5-10	199	Jr.	Suwanee, Ga.	63	Justin Britt	OL	6-4	302	So.	Indianapolis, Ind.
16	Jamison Heinz	DB	6-0	205	R-Fr.	Humboldt, Iowa	64	Kyler Schott	OL	6-2	294	Sr.	Coggon, Iowa
16	Charlie Jones	WR	6-0	188	Sr.	Deerfield, Ill.	65	Tyler Linderbaum	OL	6-3	290	Jr.	Solon, Iowa
17	Brenden Deasfernandes	DB	6-0	189	R-Fr.	Belleville, Mich.	66	Jeremy Chaplin	OL	6-2	268	Fr.	Waverly, Iowa
17	Max White	RB	5-10	187	Fr.	Cedar Rapids, Iowa	67	Gennings Dunker	OL	6-5	291	Fr.	Lena, Iowa
18	Austin Spiewak	LS	6-1	237	Sr.	Rolling Meadows, Ill.	69	Tyler Endres	OL	6-6	295	So.	Norwalk, Iowa
18	Alec Wick	WR	6-1	180	Fr.	Iowa City, Iowa	70	Beau Stephens	OL	6-6	300	Fr.	Blue Springs, Mo.
19	Gaven Cooke	DB	6-1	189	Fr.	Kentfield, Calif.	73	Cody Ince	OL	6-4	282	Jr.	Luck, Wis.
19	Max Cooper	WR	6-0	191	Sr.	Waukesha, Wis.	74	David Davidkov	OL	6-6	286	Fr.	Glenview, Ill.
20	Deavin Hilson	RB	6-1	192	Fr.	Des Moines, Iowa	75	Josh Volk	OL	6-4	308	R-Fr.	Cedar Rapids, Iowa
21	Thomas Hartlieb	DB	5-11	195	So.	Madison, Wis.	76	Tyler Elsbury	OL	6-5	301	R-Fr.	Byron, Ill.
21	Ivory Kelly-Martin	RB	5-10	200	Sr.	Plainfield, Ill.	77	Connor Colby	OL	6-6	298	Fr.	Cedar Rapids, Iowa
22	Terry Roberts	DB	5-10	180	Jr.	Erie, Pa.	78	Mason Richman	OL	6-6	296	R-Fr.	Leawood, Kan.
23	Xavior Williams	DB	5-11	192	Sr.	Burlington, Iowa	79	Jack Plumb	OL	6-7	296	Jr.	Green Bay, Wis.
25	Kelby Telander	LB	6-4	208	Fr.	North Liberty, Iowa	80	Brennan Sweeney	DE	6-3	243	Fr.	Waukon, Iowa
25	Gavin Williams	RB	6-0	211	R-Fr.	Altoona, Iowa	82	Johnny Pascuzzi	TE	6-4	224	Fr.	Olathe, Kan.
26	Kaevon Merriweather	DB	6-0	211	Jr.	Belleville, Mich.	83	Jameson Witte	DL	6-5	265	R-Fr.	O'Fallon, Mo.
27	Jermari Harris	DB	6-1	185	So.	Chicago, Ill.	84	Sam LaPorta	TE	6-4	249	Jr.	Highland, Ill.
27	Jack Johnson	WR	6-0	193	R-Fr.	West Des Moines, Iowa	85	Luke Lachey	TE	6-6	248	R-Fr.	Columbus, Ohio
28	Jack Koerner	DB	6-0	204	Sr.	Des Moines, Iowa	85	Logan Lee	DL	6-5	277	So.	Orion, Ill.
29	Sebastian Castro	DB	5-11	204	So.	Oak Lawn, Ill.	86	Jeff Bowie	DL	6-5	268	Fr.	West Branch, Iowa
29	Jackson Ritter	WR	6-3	214	So.	Frankfort, Ill.	86	Tommy Kujawa	TE	6-3	236	Sr.	Greendale, Wis.
30	Quinn Schulte	DB	6-1	201	So.	Cedar Rapids, Iowa	87	Elijah Yelverton	TE	6-5	248	R-Fr.	Royse City, Texas
31	Jack Campbell	LB	6-5	243	Jr.	Cedar Falls, Iowa	88	Jackson Frericks	TE	6-6	229	So.	Cedar Falls, Iowa
32	Eli Miller	LB	6-1	212	Fr.	Sedalia, Co.	89	Nico Ragaini	WR	6-0	191	Jr.	East Haven, Conn.
32	Johnny Plewa	FB	6-0	235	So.	Franklin, Wis.	91	Lukas Van Ness	DL	6-5	264	R-Fr.	Barrington, Ill.
33	Riley Moss	DB	6-1	194	Sr.	Ankeny, Iowa	92	John Waggoner	DL	6-5	266	Jr.	Des Moines, Iowa
34	Zach Brand	RB	5-11	198	Fr.	Grimes, Iowa	94	Yahya Black	DL	6-5	287	R-Fr.	Marshall, Minn.
34	Jay Higgins	LB	6-2	227	So.	Indianapolis, Ind.	95	Logan Jones	DL	6-3	282	R-Fr.	Council Bluffs, Iowa
35	Justice Sullivan	LB	6-2	233	Fr.	Eden Prairie, Minn.	96	Lucas Amaya	K	6-3	207	So.	Muskego, Wis.
36	Mike Timm	LB	6-0	233	Jr.	Delafield, Wis.	97	Liam Reardon	LS	6-1	218	R-Fr.	Chicago, Ill.
37	Kyler Fisher	DB	5-11	225	So.	Farmhamville, Iowa	97	Zach VanValkenburg	DL	6-4	267	Sr.	Zeeland, Mich.
38	Monte Pottebaum	FB	6-1	246	Jr.	Larchwood, Iowa	98	Chris Reames	DL	6-7	270	So.	Van Meter, Iowa
39	Luke Elkin	LS	6-1	200	Fr.	Neenah, Wis.	99	Noah Shannon	DL	6-0	289	Jr.	Aurora, Ill.
39	Eric Epenesa	LB	6-3	189	Fr.	Glen Carbon, Ill.							




## IOWA HAWKEYES

## MEET THE PLAYERS



**DIANTE  
VINES**  
0 | WR | R-Fr.



**AARON  
BLOM**  
1 | K | R-Fr.



**NOLAN  
DONALD**  
1 | WR | So.



**RYAN  
GERSONDE**  
2 | P | Sr.



**DEUCE  
HOGAN**  
2 | QB | R-Fr.



**COOPER  
DEJEAN**  
3 | DB | Fr.



**TYRONE  
TRACY JR.**  
3 | WR | Jr.



**DANE  
BELTON**  
4 | DB | Jr.



**LESHON  
WILLIAMS**  
4 | RB | R-Fr.



**JESTIN  
JACOBS**  
5 | LB | So.



**JOEY  
LABAS**  
5 | QB | Fr.




**KEAGAN  
JOHNSON**  
6 | WR | Fr.



**REGGIE  
BRACY**  
7 | DB | So.



**SPENCER  
PETRAS**  
7 | QB | Jr.



**MATT  
HANKINS**  
8 | DB | Sr.




**ALEX  
PADILLA**  
8 | QB | So.



**TORY  
TAYLOR**  
9 | P | So.



**ARLAND  
BRUCE IV**  
10 | WR | Fr.




**CALEB  
SHUDAK**  
10 | K | Sr.



**AJ  
LAWSON**  
11 | DB | R-Fr.



**JAXON  
REXROTH**  
12 | DB | Fr.



**JOE  
EVANS**  
13 | DE | Jr.



**HENRY  
MARCHESE**  
13 | DB | Sr.



**BRODY  
BRECHT**  
14 | WR | Fr.



**DALLAS  
CRADDIETH**  
15 | DB | Jr.



**TYLER  
GOODSON**  
15 | RB | Jr.




**JAMISON  
HEINZ**  
16 | DB | R-Fr.



**CHARLIE  
JONES**  
16 | WR | Sr.



**BRENDEN  
DEASFERNADES**  
17 | DB | R-Fr.



**MAX  
WHITE**  
17 | RB | Fr.



**AUSTIN  
SPIEWAK**  
18 | LS | Sr.



**ALEC  
WICK**  
18 | WR | Fr.



**GAVEN  
COOKE**  
19 | DB | Fr.



**MAX  
COOPER**  
19 | WR | Sr.




**DEAVIN  
HILSON**  
20 | RB | Fr.





## IOWA HAWKEYES

## MEET THE PLAYERS

**THOMAS  
HARTLIEB**

21 | DB | So.

**IVORY  
KELLY-MARTIN**

21 | RB | Sr.

**TERRY  
ROBERTS**

22 | DB | Jr.

**XAVIOR  
WILLIAMS**

23 | DB | Sr.

**KELBY  
TELANDER**


25 | LB | Fr.

**GAVIN  
WILLIAMS**

25 | RB | R-Fr.

**KAEVON  
MERRIWEATHER**

26 | DB | Jr.

**JERMARI  
HARRIS**

27 | DB | So.

**JACK  
JOHNSON**


27 | WR | R-Fr.

**JACK  
KOERNER**


28 | DB | Sr.

**SEBASTIAN  
CASTRO**


29 | DB | So.

**JACKSON  
RITTER**

29 | WR | So.

**QUINN  
SCHULTE**

30 | DB | So.

**JACK  
CAMPBELL**

31 | LB | Jr.

**ELI  
MILLER**

32 | LB | Fr.

**JOHNNY  
PLEWA**

32 | FB | So.

**RILEY  
MOSS**

33 | DB | Sr.

**ZACH  
BRAND**

34 | RB | Fr.

**JAY  
HIGGINS**

34 | LB | So.

**JUSTICE  
SULLIVAN**


35 | LB | Fr.

**MIKE  
TIMM**


36 | LB | Jr.

**KYLER  
FISHER**

37 | DB | So.

**MONTE  
POTTEBAUM**


38 | FB | Jr.

**LUKE  
ELKIN**

39 | LS | Fr.

**ERIC  
EPENESA**

39 | LB | Fr.

**TURNER  
PALLISSARD**


40 | FB | Jr.

**JOSEF  
SMITH**

40 | LB | R-Fr.

**JADEN  
HARRELL**


41 | LB | Fr.

**DENIN  
LIMOURIS**

42 | TE/FB | Fr.

**ZACH  
TWEDT**

42 | LB | Fr.

**KARSON  
SHARAR**

43 | LB | Fr.

**SETH  
BENSON**

44 | LB | Jr.

**DEONTAE  
CRAIG**

45 | DL | R-Fr.

**NICK  
PHELPS**

45 | P | Jr.

**LOGAN  
KLEMP**

46 | LB | Jr.



## IOWA HAWKEYES


## MEET THE PLAYERS



**WYATT  
WEGENER**  
47 | LB | R-Fr.



**MAX  
LLEWELLYN**  
48 | DL | Fr.



**BRYCE  
SCHULTE**  
48 | TE | Sr.



**ETHAN  
HURKETT**  
49 | DL | R-Fr.




**ANDREW  
LENTSCH**  
49 | TE | Fr.



**LOUIE  
STEC**  
50 | DT | So.




**JEREMIAH  
PITTMAN**  
51 | DL | Fr.




**ASHER  
FAHEY**  
52 | OL | R-Fr.




**MICHAEL  
MYSLINSKI**  
53 | OL | Fr.



**MATT  
FAGAN**  
54 | OL | Jr.




**LUKE  
EMPEN**  
55 | OL | Jr.




**NICK  
DEJONG**  
56 | OL | So.



**CLAYTON  
THURM**  
57 | OL | So.



**TAYLOR  
FOX**  
58 | OL | So.



**GRIFFIN  
LIDDLE**  
59 | DL | Fr.




**JUSTIN  
BRITT**  
63 | OL | So.



**KYLER  
SCHOTT**  
64 | OL | Sr.




**TYLER  
LINDERBAUM**  
65 | OL | Jr.



**JEREMY  
CHAPLIN**  
66 | OL | Fr.




**GENNINGS  
DUNKER**  
67 | OL | Fr.



**TYLER  
ENDRES**  
69 | OL | So.



**BEAU  
STEPHENS**  
70 | OL | Fr.



**CODY  
INCE**  
73 | OL | Jr.



**DAVID  
DAVIDKOV**  
74 | OL | Fr.



**JOSH  
VOLK**  
75 | OL | R-Fr.



**TYLER  
ELSBURY**  
76 | OL | R-Fr.




**CONNOR  
COLBY**  
77 | OL | Fr.



**MASON  
RICHMAN**  
78 | OL | R-Fr.



**JACK  
PLUMB**  
79 | OL | Jr.




**BRENNAN  
SWEENEY**  
80 | DE | Fr.



**JOHNNY  
PASCUZZI**  
82 | TE | Fr.



**JAMESON  
WITTE**  
83 | DL | R-Fr.



**SAM  
LAPORTA**  
84 | TE | Jr.



**LUKE  
LACHEY**  
85 | TE | R-Fr.



**LOGAN  
LEE**  
85 | DL | So.





## IOWA HAWKEYES

## MEET THE PLAYERS



**JEFF  
BOWIE**  
86 | DL | Fr.



**TOMMY  
KUJAWA**  
86 | TE | Sr.



**ELIJAH  
YELVERTON**  
87 | TE | R-Fr.



**JACKSON  
FRERICKS**  
88 | TE | So.



**NICO  
RAGAINI**  
89 | WR | Jr.



**LUKAS  
VAN NESS**  
91 | DL | R-Fr.




**JOHN  
WAGGONER**  
92 | DL | Jr.




**YAHYA  
BLACK**  
94 | DL | R-Fr.




**LOGAN  
JONES**  
95 | DL | R-Fr.



**LUCAS  
AMAYA**  
96 | K | So.



**LIAM  
REARDON**  
97 | LS | R-Fr.



**ZACH  
VANVALKENBURG**  
97 | DL | Sr.



**CHRIS  
REAMES**  
98 | DL | So.



**NOAH  
SHANNON**  
99 | DL | Jr.







# BIG

BASKETBALL  
**TOURNAMENT**  
INDIANAPOLIS 2022

**WOMEN'S TOURNAMENT • MARCH 2-6, 2022**  
**MEN'S TOURNAMENT • MARCH 9-13, 2022**

➤ **GAINBRIDGE FIELDHOUSE**

**VISIT [BIGTEN.ORG](https://bigten.org) FOR MORE TOURNAMENT INFORMATION**



# SEASON RESULTS

## EAST DIVISION

### INDIANA (2-10, 0-9)

DATE	OPPONENT	RESULT
9/4	@ Iowa	L, 6-34
9/11	Idaho	W, 56-14
9/18	Cincinnati	L, 24-38
9/25	@ Western Ky.	W, 33-31
10/2	@ Penn St.	L, 0-24
10/16	Michigan St.	L, 15-20
10/23	Ohio St.	L, 7-54
10/30	@ Maryland	L, 35-38
11/6	@ Michigan	L, 7-29
11/13	Rutgers	L, 3-38
11/20	Minnesota	L, 14-35
11/27	@ Purdue	L, 7-44

### MARYLAND (6-6, 3-6)

DATE	OPPONENT	RESULT
9/4	West Virginia	W, 30-24
9/11	Howard	W, 62-0
9/17	@ Illinois	W, 20-17
9/25	Kent St.	W, 37-16
10/1	Iowa	L, 14-51
10/9	@ Ohio St.	L, 17-66
10/23	@ Minnesota	L, 16-34
10/30	Indiana	W, 38-35
11/6	Penn St.	L, 14-31
11/13	@ Michigan St.	L, 21-40
11/20	Michigan	L, 18-59
11/27	@ Rutgers	W, 40-16

### MICHIGAN (11-1, 8-1)

DATE	OPPONENT	RESULT
9/4	Western Mich.	W, 47-14
9/11	Washington	W, 31-10
9/18	Northern Ill.	W, 63-10
9/25	Rutgers	W, 20-13
10/2	@ Wisconsin	W, 38-17
10/9	@ Nebraska	W, 32-29
10/23	Northwestern	W, 33-7
10/30	@ Michigan St.	L, 33-37
11/6	Indiana	W, 29-7
11/13	@ Penn St.	W, 21-17
11/20	@ Maryland	W, 59-18
11/27	Ohio St.	W, 42-27

### MICHIGAN STATE (10-2, 7-2)

DATE	OPPONENT	RESULT
9/3	@ Northwestern	W, 38-21
9/11	Youngstown St.	W, 42-14
9/18	@ Miami (Fla.)	W, 38-17
9/25	Nebraska	W, 23-20 (1 OT)
10/2	Western Ky.	W, 48-31
10/9	@ Rutgers	W, 31-13
10/16	@ Indiana	W, 20-15
10/30	Michigan	W, 37-33
11/6	@ Purdue	L, 29-40
11/13	Maryland	W, 40-21
11/20	@ Ohio St.	L, 7-56
11/27	Penn St.	W, 30-27

### OHIO STATE (10-2, 8-1)

DATE	OPPONENT	RESULT
9/2	@ Minnesota	W, 45-31
9/11	Oregon	L, 28-35
9/18	Tulsa	W, 41-20
9/25	Akron	W, 59-7
10/2	@ Rutgers	W, 52-13
10/9	Maryland	W, 66-17
10/23	@ Indiana	W, 54-7
10/30	Penn St.	W, 33-24
11/6	@ Nebraska	W, 26-17
11/13	Purdue	W, 59-31
11/20	Michigan St.	W, 56-7
11/27	@ Michigan	L, 27-42

### PENN STATE (7-5, 4-5)

DATE	OPPONENT	RESULT
9/4	@ Wisconsin	W, 16-10
9/11	Ball St.	W, 44-13
9/18	Auburn	W, 28-20
9/25	Villanova	W, 38-17
10/2	Indiana	W, 24-0
10/9	@ Iowa	L, 20-23
10/23	Illinois	L, 18-20 (9 OT)
10/30	@ Ohio St.	L, 24-33
11/6	@ Maryland	W, 31-14
11/13	Michigan	L, 17-21
11/20	Rutgers	W, 28-0
11/27	@ Michigan St.	L, 27-30

### RUTGERS (5-7, 2-7)

DATE	OPPONENT	RESULT
9/4	Temple	W, 61-14
9/11	@ Syracuse	W, 17-7
9/18	Delaware	W, 45-13
9/25	@ Michigan	L, 13-20
10/2	Ohio St.	L, 13-52
10/9	Michigan St.	L, 13-31
10/16	@ Northwestern	L, 7-21
10/30	@ Illinois	W, 20-14
11/6	Wisconsin	L, 3-52
11/13	@ Indiana	W, 38-3
11/20	@ Penn St.	L, 0-28
11/27	Maryland	L, 16-40

## WEST DIVISION

### ILLINOIS (5-7, 4-5)

DATE	OPPONENT	RESULT
8/28	Nebraska	W, 30-22
9/4	UTSA	L, 30-37
9/11	@ Virginia	L, 14-42
9/17	Maryland	L, 17-20
9/25	@ Purdue	L, 9-13
10/2	Charlotte	W, 24-14
10/9	Wisconsin	L, 0-24
10/23	@ Penn St.	W, 20-18 (9 OT)
10/30	Rutgers	L, 14-20
11/6	@ Minnesota	W, 14-6
11/20	@ Iowa	L, 23-33
11/27	Northwestern	W, 37-13

### IOWA (10-2, 7-2)

DATE	OPPONENT	RESULT
9/4	Indiana	W, 34-6
9/11	@ Iowa St.	W, 27-17
9/18	Kent St.	W, 30-7
9/25	Colorado St.	W, 24-14
10/1	@ Maryland	W, 51-14
10/9	Penn St.	W, 23-20
10/16	Purdue	L, 7-24
10/30	@ Wisconsin	L, 7-27
11/6	@ Northwestern	W, 17-12
11/13	Minnesota	W, 27-22
11/20	Illinois	W, 33-23
11/26	@ Nebraska	W, 28-21

### MINNESOTA (8-4, 6-3)

DATE	OPPONENT	RESULT
9/2	Ohio St.	L, 31-45
9/11	Miami (Ohio)	W, 31-26
9/18	@ Colorado	W, 30-0
9/25	Bowling Green	L, 10-14
10/2	@ Purdue	W, 20-13
10/16	Nebraska	W, 30-23
10/23	Maryland	W, 34-16
10/30	@ Northwestern	W, 41-14
11/6	Illinois	L, 6-14
11/13	@ Iowa	L, 22-27
11/20	@ Indiana	W, 35-14
11/27	Wisconsin	W, 23-13

### NEBRASKA (3-9, 1-8)

DATE	OPPONENT	RESULT
8/28	@ Illinois	L, 22-30
9/4	Fordham	W, 52-7
9/11	Buffalo	W, 28-3
9/18	@ Oklahoma	L, 16-23
9/25	@ Michigan St.	L, 20-23 (1 OT)
10/2	Northwestern	W, 56-7
10/9	Michigan	L, 29-32
10/16	@ Minnesota	L, 23-30
10/30	Purdue	L, 23-28
11/6	Ohio St.	L, 17-26
11/20	@ Wisconsin	L, 28-35
11/26	Iowa	L, 21-28

### NORTHWESTERN (3-9, 1-8)

DATE	OPPONENT	RESULT
9/3	Michigan St.	L, 21-38
9/11	Indiana St.	W, 24-6
9/18	@ Duke	L, 23-30
9/25	Ohio	W, 35-6
10/2	@ Nebraska	L, 7-56
10/16	Rutgers	W, 21-7
10/23	@ Michigan	L, 7-33
10/30	Minnesota	L, 14-41
11/6	Iowa	L, 12-17
11/13	@ Wisconsin	L, 7-35
11/20	vs. Purdue	L, 14-32
11/27	@ Illinois	L, 13-37

### PURDUE (8-4, 6-3)

DATE	OPPONENT	RESULT
9/4	Oregon St.	W, 30-21
9/11	@ UConn	W, 49-0
9/18	@ Notre Dame	L, 13-27
9/25	Illinois	W, 13-9
10/2	Minnesota	L, 13-20
10/16	@ Iowa	W, 24-7
10/23	Wisconsin	L, 13-30
10/30	@ Nebraska	W, 28-23
11/6	Michigan St.	W, 40-29
11/13	@ Ohio St.	L, 31-59
11/20	vs. Northwestern	W, 32-14
11/27	Indiana	W, 44-7

### WISCONSIN (8-4, 6-3)

DATE	OPPONENT	RESULT
9/4	Penn St.	L, 10-16
9/11	Eastern Mich.	W, 34-7
9/25	Notre Dame	L, 13-41
10/2	Michigan	L, 17-38
10/9	@ Illinois	W, 24-0
10/16	Army West Point	W, 20-14
10/23	@ Purdue	W, 30-13
10/30	Iowa	W, 27-7
11/6	@ Rutgers	W, 52-3
11/13	Northwestern	W, 35-7
11/20	Nebraska	W, 35-28
11/27	@ Minnesota	L, 13-23



## BIG LIFE. BIG STAGE. BIG TEN.



Since its inception in 1896, the pursuit and attainment of academic excellence has been a priority for every Big Ten member institution. But maintaining the conference's standard of competing at the highest level in athletics also endures as an important component of the Big Ten experience. Striking that balance between academics and athletics is integral to the Big Ten's identity. Recognized as one of intercollegiate sports' most successful undertakings, the Big Ten strives for success from its students not only on the field and in the classroom, but around the world as well.

### PREMIER ACADEMIC INSTITUTIONS

The Big Ten Academic Alliance is an academic consortium of all 14 Big Ten universities, which is widely considered to be the model for effective and voluntary collaboration among top research universities.

Every Big Ten Academic Alliance institution ranks among the top 70 universities in the nation according to the 2021 Academic Ranking of World Universities, including six in the top 30.

The Big Ten leads all conferences with more than 1,800 Academic All-Americans, including a Big Ten-record 56 honorees during the 2020-21 academic year.

Big Ten Academic Alliance schools annually conduct \$10 billion in funded research, \$5 billion more than any other conference.

### A HISTORY OF ATHLETIC SUCCESS

Big Ten schools have won at least five national championships in 23 of the last 27 years, averaging nearly seven per year during that span.

Since the 2008-09 academic year, current Big Ten institutions have claimed 80 team national championships in 22 different sports.

### BROAD-BASED PROGRAMMING

The Big Ten will administer more than \$240 million in direct financial support to more than 9,800 students competing in intercollegiate athletics for more than 11,000 participation opportunities on 350 teams in 42 different sports.

The Big Ten sponsors 28 official conference sports, 14 for men and 14 for women, including the addition of men's ice hockey and men's and women's lacrosse in this decade.

The Big Ten leads the nation in total students competing in intercollegiate athletics and participation opportunities, and sponsors more official sports than all conferences except the Ivy League.

More than 1,500 Big Ten competitors have participated in the Olympics, winning more than 500 medals, including more than 200 gold. The Big Ten Conference enjoyed its finest performance at a single Olympic Games during the 2020 Summer Olympics in Tokyo, Japan, as athletes with Big Ten ties set conference records by earning 51 total medals and 22 gold medals during the 17-day competition. All 14 Big Ten member schools had an athlete win at least one medal in Tokyo, also a first in conference history.

### PASSIONATE FOLLOWING

The Big Ten leads all conferences with 6.4 million alumni and nearly 580,000 students.

Each year more than 11 million patrons attend Big Ten home contests, as the conference has led the nation in attendance for men's basketball, ice hockey, volleyball and wrestling.

### LEADERS IN INNOVATION

Took part in the nation's first bowl game, winning the 1902 Rose Bowl Game, and signed an exclusive contract with the Tournament of Roses in 1946, making it the first bowl with permanent conference affiliations.

Awarded the first Big Ten Medal of Honor in 1915, honoring outstanding seniors who demonstrated excellence in academics and athletics.

Formed the Big Ten Advisory Commission in 1972, enlisting former students that competed in conference athletics to serve as liaisons to the NCAA's Diversity and Inclusion Department, the Big Ten Student-Athlete Advisory Commission and other organizations.

Became the first conference to voluntarily adopt male and female participation goals after launching its Gender Equity Action Plan in 1992.

Implemented the first collegiate football system of instant replay in 2004, which the NCAA approved for use among all conferences in 2006.

Launched the Big Ten Network (BTN) in 2007, the first national conference-owned television network.

Began partnering with the Ivy League to study the effects of head injuries in sports in 2012.

Accepted Johns Hopkins University as the conference's first sport affiliate members in men's and women's lacrosse in 2013 and 2015, respectively, and added Notre Dame as a sport affiliate member in men's ice hockey in 2017.

### EXTENSIVE TELEVISION EXPOSURE

Through the Big Ten's current media agreements with BTN, ABC/ESPN, CBS and FOX, more than 2,000 Big Ten events are produced and distributed nationally and globally on an annual basis.

BTN is in almost 60 million homes across the United States and Canada, and is also available via the Fox Sports App, delivering live and on-demand programming to computers, smartphones and tablets. B1G+ streams hundreds of additional events each season.

### COMMUNITY INVOLVEMENT

For more than 30 years, through the Big Ten's SCORE (Success Comes Out of Reading Everyday) program, the conference has partnered with Chicago elementary schools to improve reading performance.

Surrounding the Big Ten Football Championship Game and Basketball Tournaments, the conference has held numerous community initiatives, partnered with the College Football Playoff Foundation and other events such as the Big Ten Career Expo, SaturDAY of Service and Youth Football Clinics. In addition, the Big Ten has hosted a downtown 5K, collaborated with a local breast cancer awareness group and provided unique event experiences for military veterans.



# ROSE BOWL GAME

The Tournament of Roses experience on New Year's Day remains a time-honored tradition, from the imagination and spectacle of the Rose Parade seen by viewers across the world to the picturesque second-half sunset on the San Gabriel Mountains during the Rose Bowl Game.

The 2022 Rose Bowl Game presented by Capital One Venture X will be held on Jan. 1 in Pasadena, California, with ESPN televising the game at its traditional 5:10 p.m. ET time slot.


After hosting College Football Playoff (CFP) semifinals in 2018 and again last season, the 2022 Rose Bowl Game will once more be guaranteed to feature its longstanding matchup between representatives of the Big Ten and Pac-12 conferences.

In 2012, the Tournament of Roses, Big Ten and Pac-12 announced a 12-year extension through 2026. When the Rose Bowl Game hosts a College Football Playoff Semifinal, a Big Ten and/or Pac-12 program could play in Pasadena if ranked No. 1, 2, 3 or 4 in the final College Football Playoff rankings. In years that Pasadena does not serve as the host for a College Football Playoff Semifinal, the Rose Bowl Game will feature its traditional matchup, hosting the champions of the Big Ten and Pac-12 conferences. If either conference champion finishes the season in the top four of the final CFP rankings, the Rose Bowl Game will select another top team from the conference.

The Rose Bowl Game was the nation's first bowl game, with Michigan earning a victory in the inaugural event in 1902 and has been a pioneer in college football history. The game became the first sporting event to feature a coast-to-coast radio broadcast in 1927. The Pacific Coast (now the Pac-12) and Western (Big Ten) Conferences, along with the Pasadena Tournament of Roses Association, agreed on November 19, 1946, to an exclusive Rose Bowl Game contract, becoming the first bowl with permanent conference affiliations.

The Rose Bowl Game was the first college football game to be broadcast nationally in 1952 and the first to be broadcast in color in 1962. It was also the first game to be broadcast by satellite to Europe in 1968 and to the Far East in 1978. The union of the Big Ten and Pac-12 also led to soaring attendance. Prior to 1947, the Rose Bowl Game drew a small number of sellout crowds. Every game since has been a sellout, and in 1950 became the first postseason contest to surpass 100,000 fans in attendance. Since the pact was initiated in 1946, the Pac-12 holds a narrow 35-31 advantage.

The Rose Bowl Game and the Tournament of Roses have long provided a platform for countless memorable moments for student-athletes, coaches and fans alike, and have been enduring models of passion, strength, tradition and honor. Through more than 100 games, the Rose Bowl Game has sustained its standard of excellence, living up to its nickname as "The Granddaddy of Them All."





# BIG TEN BOWL DESTINATIONS

COLLEGE FOOTBALL PLAYOFF &amp; BIG TEN PARTNERS



## OVERVIEW

The College Football Playoff is a postseason event to determine college football's national champion on the field, while emphasizing the significance of college football's unique regular season where every game counts.

## RANKINGS

The selection committee ranks the teams based on the members' evaluation of the teams' performance on the field, using conference championships won, strength of schedule, head-to-head results, and comparison of results against common opponents to decide among teams that are comparable.

## TRADITION

The New Year's holiday period belongs to college football, with two Playoff Semifinal games rotating annually among the Cotton Bowl, Fiesta Bowl, Orange Bowl, Peach Bowl, Rose Bowl Game and Sugar Bowl.

## CHAMPIONSHIP MONDAY

The two teams that win the Playoff Semifinals compete for the College Football Playoff National Championship. The national championship game is in a different city each year, always on a Monday night.

## UNIVERSAL ACCESS

Every Football Bowl Subdivision (FBS) school has equal access to the College Football Playoff based on its performance. No team automatically qualifies.

## GOVERNANCE

University presidents and chancellors from all 10 FBS conferences and Notre Dame serve as the board of managers and govern the administrative operations, with commissioners and Notre Dame athletics director (the Management Committee) managing the event. A small staff in the CFP office in Irving, Texas, carries out the day-to-day responsibilities.

## SELECTION COMMITTEE

A talented group of 13 high-integrity individuals with experience as coaches, student-athletes, college administrators and journalists, along with sitting athletics directors, comprise the selection committee. Members of the 2021 College Football Playoff Selection Committee are: Mitch Barnhart, Gary Barta (chair), Paola Boivin, Tom Burman, Charlie Cobb, Boo Corrigan, Rick George, Will Shields, Gene Taylor, Joe Taylor, John Urschel, Rod West and Tyrone Willingham.

## SELECTION COMMITTEE RESPONSIBILITIES

- Rank the top 25 teams and assign the top four to Playoff Semifinal sites.
- Assign teams to selected New Year's bowls.
  - o Create competitive matchups.
  - o Attempt to avoid rematches of regular-season games and repeat appearances in specific bowls.
  - o Consider geography.

## PARTICIPANTS IN THE NEW YEAR'S SIX BOWLS

Both participants in the Orange, Rose and Sugar bowls are contracted outside the playoff arrangement (Big Ten and Pac-12 to Rose Bowl Game; SEC and Big 12 to Sugar Bowl; ACC to Orange Bowl against the highest-ranked available team from the Big Ten, SEC and Notre Dame). If a conference champion qualifies for the playoff, then the bowl will choose a replacement from that conference. When those bowls host the Playoff Semifinals and their contracted conference champions do not qualify, then the displaced champion(s) will play in one of the other New Year's bowls.

When not hosting Playoff Semifinals, the Cotton, Fiesta and Peach bowls will welcome displaced conference champions and the top-ranked champion from a non-contract conference. The highest-ranked available teams will fill any other berths. The selection committee will make the pairings.

## BOWL DESTINATIONS

### CFP BOWLS

#### Chick-fil-A Peach Bowl

Dec. 30, 7 p.m., ESPN  
Atlanta, Ga. (Mercedes-Benz Stadium)

#### Capital One Orange Bowl

College Football Playoff Semifinal  
Dec. 31, 3:30 or 7:30 p.m., ESPN  
Miami Gardens, Fla. (Hard Rock Stadium)

#### Goodyear Cotton Bowl Classic

College Football Playoff Semifinal  
Dec. 31, 3:30 or 7:30 p.m., ESPN  
Arlington, Texas (AT&T Stadium)

#### PlayStation Fiesta Bowl

Jan. 1, 1 p.m., ESPN  
Glendale, Ariz. (State Farm Stadium)

#### Rose Bowl Game Presented by Capital One Venture X

Jan. 1, 5:10 p.m., ESPN  
Pasadena, Calif. (Rose Bowl Stadium)

#### Allstate Sugar Bowl

Jan. 1, 8:45 p.m., ESPN  
New Orleans, La. (Mercedes-Benz Superdome)

#### CFP National Championship

Semifinal Winners  
Jan. 10, 8 p.m., ESPN  
Indianapolis, Ind. (Lucas Oil Stadium)

### BIG TEN BOWLS

#### Quick Lane Bowl

Big Ten vs. MAC  
Dec. 27, 11 a.m., ESPN  
Detroit, Mich. (Ford Field)

#### Guaranteed Rate Bowl

Big Ten vs. Big 12  
Dec. 28, 10:15 p.m., ESPN  
Phoenix, Ariz. (Chase Field)

#### New Era Pinstripe Bowl

Big Ten vs. ACC  
Dec. 29, 2:15 p.m., ESPN  
Bronx, N.Y. (Yankee Stadium)

#### TransPerfect Mortgage Music City Bowl

Big Ten vs. SEC  
Dec. 30, 3 p.m., ESPN  
Nashville, Tenn. (Nissan Stadium)

#### SRS Distribution Las Vegas Bowl

Big Ten vs. Pac-12  
Dec. 30, 10:30 p.m., ESPN  
Las Vegas, Nev. (Allegiant Stadium)

#### Outback Bowl

Big Ten vs. SEC  
Jan. 1, Noon, ESPN2  
Tampa, Fla. (Raymond James Stadium)

#### Urbio Citrus Bowl

Big Ten vs. SEC  
Jan. 1, 1 p.m., ABC  
Orlando, Fla. (Camping World Stadium)



# BIG TEN TROPHIES

2020 AWARD RECIPIENTS

## AMOS ALONZO STAGG CHAMPIONSHIP TROPHY



### OHIO STATE UNIVERSITY

Trey Sermon ran for an Ohio State and Big Ten Football Championship Game-record 331 yards, helping the Buckeyes rally for a 22-10 victory over Northwestern and earn a fourth consecutive Big Ten championship on Dec. 19, 2020, at Lucas Oil Stadium in Indianapolis.

Indianapolis.

It's the first time Ohio State has won four consecutive outright conference crowns, while Northwestern came away with its second runner-up finish to the Buckeyes in three years.

The 2020 victory was a struggle for Ohio State. After the Buckeyes settled for a field goal on the game's first possession, Northwestern running back Cam Porter answered with a 9-yard TD run late in the first quarter. Ohio State, which had trailed for all of 5 minutes, 5 seconds to that point in the season, fell behind for nearly 32 minutes against Northwestern.

The Buckeyes were behind from that moment until Sermon's 9-yard run with 2:41 left in the third period. Ohio State added a 26-yard field goal early in the fourth quarter, and Sermon, who had 29 carries, sealed the win with a 3-yard scoring run with 4:03 to go.

Ohio State quarterback Justin Fields went 12 of 27 for 114 yards and ran 12 times for 35 yards.

Porter finished with 16 carries and 61 yards. Northwestern quarterback Peyton Ramsey was 24 of 37 for 224 yards but was picked off twice and lost a fumble — all in the second half.



2020 WINNER

## GRANGE-GRIFFIN CHAMPIONSHIP GAME MVP



### TREY SERMON RUNNING BACK

Ohio State running back Trey Sermon was named the Grange-Griffin Most Valuable Player of the 2020 Big Ten Football Championship Game after he ran for a school- and game-record 331 yards and two second-half touchdowns, helping the Buckeyes rally for a 22-10 victory over Northwestern.

Sermon carried 29 times in his record-setting performance, but it was his 3-yard scoring run with 4:03 to go that finally sealed the victory against a feisty Wildcats squad that was seeking its first conference title since 2000.

Sermon's 331 yards eclipsed the previous Big Ten Championship Game record of 220 yards set by another Buckeye, Ezekiel Elliott, in the 2014 contest. Sermon also finished with another game record of 335 all-purpose yards, surpassing Elliott's all-purpose total (220 yards) in 2014.

Sermon was the third running back to earn the Grange-Griffin Most Valuable Player award and the second in four years, following Ohio State's J.K. Dobbins in 2017 (the other tailback to receive the honor was Wisconsin's Montee Ball in 2012).



2020 WINNER

## AMOS ALONZO STAGG, CHICAGO (1892-1932) COACH

A coaching pioneer in several sports, Amos Alonzo Stagg coached football at the University of Chicago from 1892-1932, leading the Maroons to national championships in 1905



and 1913. He also coached basketball at the school for one season and was the head baseball coach for 19 seasons. At Chicago, Stagg compiled a 199-94-22 record while the school was a member of the Big Ten, and that wins total ranks second among all Big Ten coaches. His 115 wins in Big Ten games ranks third, and his seven conference titles ties him for fifth. Stagg has been inducted into the College Football Hall of Fame. On the basketball court, Stagg developed the game as a five-player sport and was inducted into the Basketball Hall of Fame in 1959 as a member of the Hall's first class. Stagg's name graces two high schools in the United States, and the NCAA Division III Football Championship Game, the Stagg Bowl, is named in his honor.

## ARCHIE GRIFFIN, OHIO STATE (1972-75) RUNNING BACK

Archie Griffin is the only player to win back-to-back Heisman Trophies and is a member of the College Football, Rose Bowl and Ohio State Halls of Fame. He guided the Buckeyes to four consecutive Big Ten titles.



## RED GRANGE, ILLINOIS (1923-25) HALFBACK

Harold Edward "Red" Grange was a three-time consensus All-American, won the inaugural Silver Football Award in 1924, and was inducted into College Football's inaugural Hall of Fame class in 1951.





## BIG TEN TROPHIES

2021 AWARD RECIPIENTS



## FORD-KINNICK LEADERSHIP AWARD



**PAT RICHTER**  
WISCONSIN

**GERALD FORD, MICHIGAN**  
(1932-34)

Following his standout career as a Wolverine, Gerald Ford had offers to play professionally, but devoted his work to community service. Ford enlisted in the Navy, where he served for five years. He became involved with politics and served as the 38th President of the United States.




**NILE KINNICK, IOWA**  
(1937-39)

Nile Kinnick not only won the 1939 Heisman Trophy, he was senior class president and a member of Phi Beta Kappa, the national scholastic honor society. He joined the Naval Air Corps just days before the attack on Pearl Harbor, and died on a training mission in 1943.




## DUNGY-THOMPSON HUMANITARIAN AWARD



**MALCOLM JENKINS**  
OHIO STATE

**TONY DUNGY, MINNESOTA**  
(1973-76)

Tony Dungy played five years in the NFL before getting into coaching, and in 2007 became the first African-American coach to win a Super Bowl. He supports numerous non-profit organizations such as Big Brothers Big Sisters, the Boys and Girls Club, and Prison Crusade Ministry.



**ANTHONY THOMPSON, INDIANA**  
(1986-89)

Anthony Thompson, two-time consensus All-American, has held Bible studies for the Indiana football team, and assisted former Hoosier coach Terry Hooppner during his battle with brain cancer. Having served the church and Indiana University for 20-plus years, the College Football Hall of Fame inductee continues to be a positive influence in the Bloomington community.





# BIG TEN TROPHIES

2021 AWARD RECIPIENTS

## HAYES-SCHEMBECHLER COACH OF THE YEAR (COACHES VOTE)



**MEL TUCKER**  
MICHIGAN STATE

## WOODY HAYES, OHIO STATE (1951-78)

The winningest head football coach in Ohio State history, Wayne Woodrow "Woody" Hayes led the Buckeyes to a conference-record 205 wins during his tenure. Hayes reeled in five national championships and 13 Big Ten titles, including six in a row between 1972 and 1977.



## BO SCHEMBECHLER, MICHIGAN (1969-90)

Glenn Edward "Bo" Schembechler amassed a record of 194-48-5 and is the all-time leader in winning percentage in Big Ten games (.850), guiding his teams to a 143-24-3 mark. He is tied with Hayes for the most Big Ten titles with 13.



## DAVE McCLAIN COACH OF THE YEAR (MEDIA VOTE)



**MEL TUCKER**  
MICHIGAN STATE

## DAVE McCLAIN, WISCONSIN (1978-85)

Dave McClain was the head coach at Wisconsin for eight seasons, guiding the Badgers to 46 victories, including four straight seven-win seasons. Under his watch, Wisconsin went to three bowl games, including the program's first bowl victory in the 1982 Independence Bowl. Following his death in April 1986, McClain's name was immortalized on the Wisconsin campus when the Dave McClain Athletic Facility was built in his memory. He was inducted into the Wisconsin Athletic Hall of Fame in 2011.





## BIG TEN TROPHIES

2021 AWARD RECIPIENTS



## GRAHAM-GEORGE OFFENSIVE PLAYER OF THE YEAR




**C.J. STROUD**  
OHIO STATE

OTTO GRAHAM, NORTHWESTERN  
(1941-43)

Otto Graham was a multi-sport star at Northwestern, playing football, baseball and basketball. During his senior year, Graham finished third in the Heisman Trophy voting and was inducted into the College Football Hall of Fame in 1956.

EDDIE GEORGE, OHIO STATE  
(1992-95)

Eddie George closed out his record-breaking Buckeye career by reeling in the 1995 Heisman Trophy, Doak Walker Award and Maxwell Award, along with being named the Walter Camp National Player of the Year and Big Ten Offensive Player of the Year.




## NAGURSKI-WOODSON DEFENSIVE PLAYER OF THE YEAR




**AIDAN HUTCHINSON**  
MICHIGAN

BRONKO NAGURSKI, MINNESOTA  
(1927-29)

Bronislau "Bronko" Nagurski was a three-time All-American during his career in Minnesota, and a consensus All-American as a senior. One of college football's postseason awards bears his name, as the Bronko Nagurski Award is presented annually to the nation's outstanding defensive player.

CHARLES WOODSON, MICHIGAN  
(1995-97)

Charles Woodson played three seasons at Michigan, becoming the first primarily defensive player to win the Heisman Trophy in leading Michigan to a national championship in 1997. That year, he also won the Walter Camp, Chuck Bednarik, Bronko Nagurski and Jim Thorpe awards.





# BIG TEN TROPHIES

2021 AWARD RECIPIENTS

## THOMPSON-RANDLE EL FRESHMAN OF THE YEAR



2021 WINNER



**C.J. STROUD**  
OHIO STATE

## DARRELL THOMPSON, MINNESOTA (1986-89)

Darrell Thompson was named the inaugural Big Ten Freshman of the Year in 1986, earning first-team All-Big Ten honors while leading the conference in rushing. He set a school single-season record with 1,376 rushing yards on 242 attempts in 1986.




## ANTWAAN RANDLE EL, INDIANA (1998-2001)

As a Hoosier, Antwaan Randle El was the first player in NCAA Division I history to pass for 40 touchdowns and rush for 40 touchdowns in a career. He was also the first player in college football history to record 2,500 total yards in four consecutive years.



## GRIESE-BREES QUARTERBACK OF THE YEAR



2021 WINNER



**C.J. STROUD**  
OHIO STATE


## BOB GRIESE, PURDUE (1964-66)

Bob Griese recorded a 27-7-1 record in his three seasons as starting quarterback and was a consensus All-American as a junior in 1965. During his senior year, he was runner-up in the 1966 Heisman Trophy voting and led the school to its first Rose Bowl Game appearance.



## DREW BREES, PURDUE (1997-2000)

Drew Brees was a two-time Heisman Trophy finalist, a two-time first-team All-Big Ten selection and won the 2000 Maxwell Award as a senior. In his final season, Brees led Purdue to its first Big Ten Championship and Rose Bowl Game appearance since Bob Griese did so in 1967.



## AMECHE-DAYNE RUNNING BACK OF THE YEAR



2021 WINNER



**KENNETH WALKER III**  
MICHIGAN STATE

## ALAN AMECHE, WISCONSIN (1951-54)

Alan Ameche won the 1954 Heisman Trophy, becoming the first Badger to win the award. He was a three-time first-team All-Big Ten selection, earned consensus All-America honors as a senior and led the Badgers to their first Rose Bowl Game appearance in 1952.



## RON DAYNE, WISCONSIN (1996-99)

Ron Dayne, the 1999 Heisman Trophy winner, was the fourth player in NCAA history to gain more than 1,000 yards in all four seasons. He owns the NCAA Football Bowl Subdivision rushing record for total yards in a career (7,125).






## BIG TEN TROPHIES

2021 AWARD RECIPIENTS

RICHTER-HOWARD  
RECEIVER OF THE YEAR
**P** DAVID BELL  
PURDUE

## PAT RICHTER, WISCONSIN (1960-62)

Pat Richter, a nine-time letterwinner in football, basketball and baseball, was named a two-time first-team All-Big Ten selection in football and a consensus All-American in 1962. Richter returned to Wisconsin as athletic director in 1989 to oversee the renovation of Camp Randall.



## DESMOND HOWARD, MICHIGAN (1989-91)

Desmond Howard set or tied five NCAA and 12 Michigan records in his career. He led the Big Ten in scoring during his Heisman Trophy winning season in 1991, earning 85 percent of first-place votes, the largest margin in the history of the trophy at that time.

KVALICK-CLARK  
TIGHT END OF THE YEAR
**N** AUSTIN ALLEN  
NEBRASKA

## TED KVALICK, PENN STATE (1966-68)

Ted Kwalick was Penn State's first two-time All-America selection and has been inducted into the College Football Hall of Fame. Upon graduation from Penn State, he was the record holder for both receiving yards and touchdowns by a tight end at the school.



## DALLAS CLARK, IOWA (1999-2002)

In his final season at Iowa, Dallas Clark was the recipient of the 2002 John Mackey Award, presented to the nation's top tight end after beginning his career as a linebacker. He was named a unanimous All-American and first-team All-Big Ten as a senior.

RIMINGTON-PACE  
OFFENSIVE LINEMAN OF THE YEAR
 TYLER LINDERBAUM  
IOWA

## DAVE RIMINGTON, NEBRASKA (1979-82)

Dave Rimington was a consensus All-American as a junior and senior, years in which he won the Outland Trophy and the Lombardi Award. College football annually honors the nation's best center with the Rimington Trophy, which was first awarded in 2000.



## ORLANDO PACE, OHIO STATE (1994-96)

Orlando Pace started every game of his career at Ohio State, amassing 38 starts at tackle over three seasons. He was named Big Ten Freshman of the Year in 1994 and became the first two-time winner of the Lombardi Award in 1995 and 1996.





# BIG TEN TROPHIES

2021 AWARD RECIPIENTS

## SMITH-BROWN DEFENSIVE LINEMAN OF THE YEAR



**M** AIDAN HUTCHINSON  
MICHIGAN

## BUBBA SMITH, MICHIGAN STATE (1964-66)

Charles Aaron "Bubba" Smith was a two-time first-team All-Big Ten selection in 1965 and 1966. He earned consensus All-America status the same two years, including unanimous selection in 1966, and is a member of the College Football Hall of Fame.



## COURTNEY BROWN, PENN STATE (1996-99)

Courtney Brown played four seasons for Penn State and was a mainstay on the Nittany Lion defensive line. Brown earned Big Ten Defensive Player and Defensive Lineman of the Year honors along with being named a consensus All-American in his senior year in 1999.



## BUTKUS-FITZGERALD LINEBACKER OF THE YEAR



**W** LEO CHENAL  
WISCONSIN

## DICK BUTKUS, ILLINOIS (1962-64)

Dick Butkus was a two-time consensus All-American and finished sixth in the Heisman Trophy voting in 1963 and third in 1964. A two-time first-team All-Big Ten selection, Butkus earned the Chicago Tribune Silver Football Award as the Big Ten's Most Valuable Player in 1963.




## PAT FITZGERALD, NORTHWESTERN (1993-96)

Pat Fitzgerald capped his career by becoming the first player to win the Bednarik and Nagurski Awards twice, accomplishing the feat in 1995 and 1996. Fitzgerald was part of back-to-back Big Ten Championship squads and Northwestern's first Rose Bowl Game berth since 1949.




## TATUM-WOODSON DEFENSIVE BACK OF THE YEAR



**I** RILEY MOSS  
IOWA

## JACK TATUM, OHIO STATE (1968-70)

Jack Tatum was a three-time first-team All-Big Ten selection and a consensus All-American in 1969 and 1970. He was named the 1970 National Defensive Player of the Year and helped guide the Buckeyes to a 27-2 record and one national title in his career.



## ROD WOODSON, PURDUE (1983-86)

Rod Woodson starred for the Boilermakers' football and track teams. On the gridiron, Woodson was a three-time first-team All-Big Ten selection and a consensus All-American in 1986. On the track, he was a two-time All-American in the 55-meter high hurdles.





## BIG TEN TROPHIES

2021 AWARD RECIPIENTS

RODGERS-DWIGHT  
RETURN SPECIALIST OF THE YEAR**CHARLIE JONES**  
IOWA

## JOHNNY RODGERS, NEBRASKA (1970-72)

Johnny Rodgers claimed both the Heisman Trophy and Walter Camp Award in 1972 after leading Nebraska to back-to-back national titles in 1970 and 1971. In 2015, he was named the first-team return specialist on the Football Writers Association of America's 75th Anniversary All-America Team.



## TIM DWIGHT, IOWA (1994-97)

Tim Dwight was a two-time first-team All-American as a punt returner at Iowa. After returning three punts for touchdowns as a senior in 1997, he finished his career as the Big Ten record-holder with five career punt return touchdowns.

BAKKEN-ANDERSEN  
KICKER OF THE YEAR**JAKE MOODY**  
MICHIGAN


## JIM BAKKEN, WISCONSIN (1959-61)

Jim Bakken was Wisconsin's kicker and punter from 1959-61, leading the Big Ten in punting in both the 1960 and 1961 seasons. He played 17 seasons in the NFL, was named to four Pro Bowls, and was voted the NFL Kicker of the Decade for the 1960s.



## MORTEN ANDERSEN, MICHIGAN STATE (1978-81)

Morten Andersen had a spectacular career at Michigan State, including setting a conference record for longest field goal (63 yards). He was a first-team All-Big Ten selection as a senior in 1981, and went on to become the NFL's all-time leading scorer.

EDDLEMAN-FIELDS  
PUNTER OF THE YEAR**JORDAN STOUT**  
PENN STATE

## DIKE EDDLEMAN, ILLINOIS (1946-48)

Thomas Dwight "Dike" Eddleman was a three-sport star for Illinois. Eddleman led the Big Ten in punting in 1948 and also punted for the 1947 Illinois Rose Bowl team, and still holds the school records for longest punt and punt return.



## BRANDON FIELDS, MICHIGAN STATE (2003-06)

A consensus All-American in 2004, Brandon Fields was a finalist for the Ray Guy Award that season and a three-time first-team All-Big Ten selection. A four-time Academic All-Big Ten selection, Fields averaged 45.0 yards per punt in his career and ranks among the conference's all-time leaders.





# 2021 SEASON RECAP

FINAL STANDINGS & PLAYERS OF THE WEEK

## FINAL STANDINGS

SCHOOL	CONF	PCT.	DIV	OVERALL	PCT.	HOME	AWAY	NEUTRAL	STREAK
<b>EAST DIVISION</b>									
Michigan	8-1	0.889	5-1	11-1	0.917	7-0	4-1	0-0	W4
Ohio State	8-1	0.889	5-1	10-2	0.833	6-1	4-1	0-0	L1
Michigan State	7-2	0.778	5-1	10-2	0.833	6-0	4-2	0-0	W1
Penn State	4-5	0.444	3-3	7-5	0.583	5-2	2-3	0-0	L1
Maryland	3-6	0.333	2-4	6-6	0.500	4-3	2-3	0-0	W1
Rutgers	2-7	0.222	1-5	5-7	0.417	2-4	3-3	0-0	L2
Indiana	0-9	0.000	0-6	2-10	0.167	1-5	1-5	0-0	L8
<b>WEST DIVISION</b>									
Iowa	7-2	0.778	4-2	10-2	0.833	6-1	4-1	0-0	W4
Wisconsin	6-3	0.667	5-1	8-4	0.667	5-2	3-1	0-1	L1
Minnesota	6-3	0.667	4-2	8-4	0.667	4-3	4-1	0-0	W2
Purdue	6-3	0.667	4-2	8-4	0.667	4-2	4-2	0-0	W2
Illinois	4-5	0.444	3-3	5-7	0.417	3-4	2-3	0-0	W1
Nebraska	1-8	0.111	1-5	3-9	0.250	3-4	0-5	0-0	L6
Northwestern	1-8	0.111	0-6	3-9	0.250	3-4	0-5	0-0	L6

## 2021 BIG TEN PLAYERS OF THE WEEK

	Offense	Defense	Special Teams	Freshman
Aug. 30	Artur Sitkowski, So., QB, ILL	Calvin Hart Jr., So., LB, ILL	Blake Hayes, Sr., P, ILL	Deuce Spann, WR, ILL
Sept. 6	Kenneth Walker III, Jr., RB, MSU	Riley Moss, Sr., DB, IOWA	Jordan Stout, Sr., K/P, PSU	C.J. Stroud, QB, OSU
Sept. 13	Blake Corum, So., RB, MICH	Luke Reimer, So., LB, NEB	Adam Korsak, Sr., P, RU Tory Taylor, So., P, IOWA	C.J. Stroud, QB, OSU
Sept. 20	Payton Thorne, So., QB, MSU TreVeyon Henderson, Fr., RB, OSU	Brandon Smith, Jr., LB, PSU	Aron Cruickshank, Jr., WR, RU Joseph Petrino, Sr., K, MD	TreVeyon Henderson, RB, OSU
Sept. 27	Sean Clifford, Sr., QB, PSU Evan Hull, So., RB, NU	Jack Campbell, Jr., LB, IOWA	Jayden Reed, Jr., WR, MSU	Kyle McCord, QB, OSU
Oct. 4	Chase Brown, So., RB, ILL	David Ojabo, Jr., LB, MICH JoJo Domann, Sr., LB, NEB	Mark Crawford, So., P, MINN Jordan Stout, Sr., K/P, PSU	C.J. Stroud, QB, OSU
Oct. 11	Jalen Nailor, Jr., WR, MSU C.J. Stroud, Fr., QB, OSU	Matt Hankins, Sr., DB, IOWA Brad Hawkins, Gr., DB, MICH	Jacob Moody, Sr., K, MICH	C.J. Stroud, QB, OSU
Oct. 18	David Bell, Jr., WR, PUR	Cam Allen, Jr., S, PUR	Matt Coghlin, Gr., K, MSU	Braelon Allen, RB, WIS
Oct. 25	Chase Brown, So., RB, ILL	Leo Chenal, Jr. LB, WIS	Collin Larsh, Sr., K, WIS	C.J. Stroud, QB, OSU
Nov. 1	Kenneth Walker III, Jr., RB, MSU	Jalen Graham, Jr., LB/S, PUR	Noah Ruggles, Gr., K, OSU Adam Korsak, Sr., P, RU	Andrel Anthony, WR, MICH Mar'Keise Irving, RB, MINN
Nov. 8	Jahan Dotson, Sr., WR, PSU Aidan O'Connell, Sr., QB, PUR	Ji' Ayir Brown, Sr., S, PSU	Blake Hayes, Sr., P, ILL	Braelon Allen, RB, WIS
Nov. 15	Garrett Wilson, Jr., WR, OSU Braelon Allen, Fr., RB, WIS	Aidan Hutchinson, Sr., DE, MICH	Jordan Stout, Sr., K/P, PSU	C.J. Stroud, QB, OSU
Nov. 22	C.J. Stroud, Fr., QB, OSU	Isaiah Gay, Sr., LB, ILL	Jordan Stout, Sr., K/P, PSU	C.J. Stroud, QB, OSU
Nov. 29	Hassan Haskins, Sr., RB, MICH	Aidan Hutchinson, Sr., DE, MICH	Caleb Shudak, Sr., K, IOWA	Justin Walley, DB, MINN



## BIG TEN STATISTICS

## TEAM



## SCORING OFFENSE

	G	TD	FG	XPT	2XP	DXP	Saf	Pts	Avg./G
Ohio State	12	70	18	70	0	0	1	546	45.5
Michigan	12	55	22	50	1	0	0	448	37.3
Michigan State	12	50	11	44	3	0	0	383	31.9
Nebraska	12	45	8	39	1	0	0	335	27.9
Purdue	12	39	20	36	0	0	0	330	27.5
Maryland	12	42	12	35	2	0	0	327	27.3
Penn State	12	38	16	35	2	0	0	315	26.3
Minnesota	12	38	16	35	0	0	1	313	26.1
Wisconsin	12	38	15	37	0	0	0	310	25.8
Iowa	12	34	22	34	0	0	2	308	25.7
Rutgers	12	30	11	29	0	0	1	246	20.5
Illinois	12	26	18	26	2	0	1	242	20.2
Indiana	12	24	13	22	1	0	0	207	17.3
Northwestern	12	26	6	23	1	0	0	199	16.6

## RUSH OFFENSE

	G	Att.	Yards	Avg.	TD	Avg./G
Michigan	12	514	2,699	5.3	35	224.9
Wisconsin	12	524	2,585	4.9	25	215.4
Minnesota	12	550	2,326	4.2	25	193.8
Ohio State	12	403	2,234	5.5	24	186.2
Michigan State	12	443	2,227	5.0	23	185.6
Nebraska	12	490	2,174	4.4	31	181.2
Illinois	12	468	2,079	4.4	12	173.3
Northwestern	12	452	1,730	3.8	12	144.2
Rutgers	12	469	1,694	3.6	19	141.2
Maryland	12	411	1,568	3.8	17	130.7
Iowa	12	444	1,454	3.3	17	121.2
Indiana	12	428	1,371	3.2	13	114.3
Penn State	12	409	1,277	3.1	11	106.4
Purdue	12	359	1,002	2.8	7	83.5

## SCORING DEFENSE

	G	TD	FG	XPT	2XP	DXP	Saf	Pts	Avg./G
Wisconsin	12	24	10	21	1	0	0	197	16.4
Penn State	12	21	17	18	3	0	0	201	16.8
Michigan	12	24	11	19	5	0	0	206	17.2
Iowa	12	23	16	21	0	0	0	207	17.3
Minnesota	12	27	11	24	0	0	0	219	18.3
Purdue	12	30	12	28	1	0	0	246	20.5
Ohio State	12	33	7	32	0	0	0	251	20.9
Illinois	12	30	18	27	1	0	0	263	21.9
Nebraska	12	31	16	30	0	0	3	272	22.7
Rutgers	12	39	8	37	0	0	0	295	24.6
Michigan State	12	36	19	33	1	0	0	308	25.7
Northwestern	12	43	17	39	0	0	0	348	29.0
Maryland	12	49	15	46	1	0	0	389	32.4
Indiana	12	51	14	47	1	0	1	399	33.3

## RUSH DEFENSE

	G	Att.	Yards	Avg.	TD	Avg./G
Wisconsin	12	365	782	2.1	9	65.2
Minnesota	12	349	1,202	3.4	10	100.2
Iowa	12	427	1,269	3.0	10	105.8
Michigan State	12	414	1,419	3.4	9	118.3
Ohio State	12	404	1,422	3.5	15	118.5
Michigan	12	416	1,469	3.5	11	122.4
Penn State	12	467	1,628	3.5	9	135.7
Nebraska	12	424	1,763	4.2	12	146.9
Purdue	12	420	1,764	4.2	17	147.0
Indiana	12	433	1,768	4.1	23	147.3
Illinois	12	478	1,813	3.8	16	151.1
Maryland	12	452	1,890	4.2	23	157.5
Rutgers	12	461	1,952	4.2	15	162.7
Northwestern	12	480	2,556	5.3	31	213.0

## TOTAL OFFENSE

	G	Rush	Pass	Plays	Yds.	Yds./P	TD	Yds./G
Ohio State	12	2,234	4,379	850	6,613	7.8	64	551.1
Michigan	12	2,699	2,715	845	5,414	6.4	53	451.2
Nebraska	12	2,174	3,197	832	5,371	6.5	45	447.6
Maryland	12	1,568	3,699	875	5,267	6.0	42	438.9
Michigan State	12	2,227	2,944	793	5,171	6.5	47	430.9
Purdue	12	1,002	4,086	887	5,088	5.7	37	424.0
Penn State	12	1,277	3,293	860	4,570	5.3	35	380.8
Wisconsin	12	2,585	1,945	809	4,530	5.6	35	377.5
Minnesota	12	2,326	1,997	794	4,323	5.4	37	360.3
Illinois	12	2,079	1,874	791	3,953	5.0	25	329.4
Northwestern	12	1,730	2,128	817	3,858	4.7	25	321.5
Rutgers	12	1,694	2,067	831	3,761	4.5	28	313.4
Iowa	12	1,454	2,135	780	3,589	4.6	28	299.1
Indiana	12	1,371	2,106	818	3,477	4.3	22	289.8

## PASS OFFENSE

	G	Comp.	Att.	Int.	Pct.	Yards	Avg.	TD	Avg./G
Ohio State	12	312	447	7	69.8	4,379	9.8	40	364.9
Purdue	12	381	528	9	72.2	4,086	7.7	30	340.5
Maryland	12	318	464	12	68.5	3,699	8.0	25	308.3
Penn State	12	276	451	8	61.2	3,293	7.3	24	274.4
Nebraska	12	215	342	11	62.9	3,197	9.3	14	266.4
Michigan State	12	214	350	9	61.1	2,944	8.4	24	245.3
Michigan	12	212	331	5	64.0	2,715	8.2	18	226.3
Iowa	12	184	336	7	54.8	2,135	6.4	11	177.9
Northwestern	12	208	365	14	57.0	2,128	5.8	13	177.3
Indiana	12	199	390	15	51.0	2,106	5.4	9	175.5
Rutgers	12	214	362	8	59.1	2,067	5.7	9	172.3
Minnesota	12	144	244	8	59.0	1,997	8.2	12	166.4
Wisconsin	12	166	285	12	58.2	1,945	6.8	10	162.1
Illinois	12	165	323	6	51.1	1,874	5.8	13	156.2

## TOTAL DEFENSE

	G	Rush	Pass	Plays	Yds.	Yds./P	TD	Yds./G
Wisconsin	12	782	2,107	692	2,889	4.2	18	240.8
Minnesota	12	1,202	2,216	687	3,418	5.0	25	284.8
Iowa	12	1,269	2,520	839	3,789	4.5	23	315.8
Michigan	12	1,469	2,356	802	3,825	4.8	24	318.8
Purdue	12	1,764	2,335	752	4,099	5.5	30	341.6
Penn State	12	1,628	2,500	887	4,128	4.7	20	344.0
Ohio State	12	1,422	2,963	841	4,385	5.2	33	365.4
Nebraska	12	1,763	2,629	828	4,392	5.3	26	366.0
Illinois	12	1,813	2,582	841	4,395	5.2	28	366.3
Indiana	12	1,768	2,842	818	4,610	5.6	47	384.2
Rutgers	12	1,952	2,750	791	4,702	5.9	37	391.8
Maryland	12	1,890	3,107	843	4,997	5.9	45	416.4
Northwestern	12	2,556	2,598	840	5,154	6.1	42	429.5
Michigan State	12	1,419	4,052	970	5,471	5.6	35	455.9

## PASS DEFENSE

	G	Comp.	Att.	Int.	Pct.	Yards	Avg.	TD	Avg./G
Wisconsin	12	182	327	15	55.7	2,107	6.4	9	175.6
Minnesota	12	187	338	7	55.3	2,216	6.6	15	184.7
Purdue	12	196	332	13	59.0	2,335	7.0	13	194.6
Michigan	12	218	386	7	56.5	2,356	6.1	13	196.3
Penn State	12	248	420	12	59.0	2,500	6.0	11	208.3
Iowa	12	227	412	22	55.1	2,520	6.1	13	210.0
Illinois	12	213	363	9	58.7	2,582	7.1	12	215.2
Northwestern	12	241	360	6	66.9	2,598	7.2	11	216.5
Nebraska	12	261	404	10	64.6	2,629	6.5	14	219.1
Rutgers	12	183	330	7	55.5	2,750	8.3	22	229.2
Indiana	12	240	385	5	62.3	2,842	7.4	24	236.8
Ohio State	12	265	437	12	60.6	2,963	6.8	18	246.9
Maryland	12	230	391	6	58.8	3,107	7.9	22	258.9
Michigan State	12	364	556	9	65.5	4,052	7.3	26	337.7



# BIG TEN STATISTICS

## INDIVIDUAL

### RUSHING

	G	Att.	Yds.	Avg.	TD	Lg	Avg./G
Kenneth Walker III, Michigan State	12	263	1,636	6.2	18	94	136.3
Hassan Haskins, Michigan	12	244	1,232	5.0	18	62	102.7
Braelon Allen, Wisconsin	11	157	1,109	7.1	12	71	100.8
Chase Brown, Illinois	10	170	1,005	5.9	5	80	100.5
TreVeyon Henderson, Ohio State	12	167	1,172	7.0	15	68	97.7
Tyler Goodson, Iowa	12	238	1,101	4.6	6	56	91.8
Chester Mellusi, Wisconsin	9	173	815	4.7	5	60	90.6
Blake Corum, Michigan	10	136	865	6.4	10	67	86.5
Ky Thomas, Minnesota	8	145	680	4.7	5	38	85.0
Evan Hull, Northwestern	12	196	1,009	5.1	7	90	84.1

### PASSING AVG./GAME

	G	C-A-I	Yds.	TD	Avg./G
C.J. Stroud, Ohio State	11	280-395-5	3,862	38	351.1
Taulia Tagovailoa, Maryland	12	308-450-11	3,609	24	300.8
Aidan O'Connell, Purdue	11	289-393-8	3,178	23	288.9
Adrian Martinez, Nebraska	11	189-306-10	2,863	14	260.3
Sean Clifford, Penn State	12	247-396-6	2,912	20	242.7
Payton Thorne, Michigan State	12	206-339-9	2,886	24	240.5
Cade McNamara, Michigan	12	183-284-3	2,301	14	191.8
Tanner Morgan, Minnesota	12	141-237-8	1,935	10	161.3
Spencer Petras, Iowa	10	137-236-6	1,532	9	153.2
Graham Mertz, Wisconsin	12	158-269-10	1,821	9	151.8

Min. 15 att./game

### PASS EFFICIENCY

	G	C-A-I	Yds.	TD	Eff.
C.J. Stroud, Ohio State	11	280-395-5	3,862	38	182.2
Aidan O'Connell, Purdue	11	289-393-8	3,178	23	156.7
Payton Thorne, Michigan State	12	206-339-9	2,886	24	150.3
Adrian Martinez, Nebraska	11	189-306-10	2,863	14	148.9
Taulia Tagovailoa, Maryland	12	308-450-11	3,609	24	148.5
Cade McNamara, Michigan	12	183-284-3	2,301	14	146.6
Sean Clifford, Penn State	12	247-396-6	2,912	20	137.8
Tanner Morgan, Minnesota	12	141-237-8	1,935	10	135.2
Brandon Peters, Illinois	10	91-170-4	1,170	7	120.2
Spencer Petras, Iowa	10	137-236-6	1,532	9	120.1

Min. 15 att./game

### RECEPTIONS/GAME

	G	Rec.	Yds	TD	Lg	Yds./G	Rec./G
David Bell, Purdue	11	93	1,286	6	60	116.9	8.5
Jahan Dotson, Penn State	12	91	1,182	12	86	98.5	7.6
Jaxon Smith-Njigba, Ohio State	12	80	1,259	6	75	104.9	6.7
Garrett Wilson, Ohio State	11	70	1,058	12	77	96.2	6.4
Chris Olave, Ohio State	12	65	936	13	61	78.0	5.4
Bo Melton, Rutgers	11	55	617	3	57	56.1	5.0
Milton Wright, Purdue	12	57	732	7	53	61.0	4.8
Parker Washington, Penn State	12	57	722	4	67	60.2	4.8
Rakim Jarrett, Maryland	12	56	783	5	60	65.3	4.7
Jayden Reed, Michigan State	12	53	946	8	85	78.8	4.4

### RECEIVING YDS./GAME

	G	Rec.	Yds	TD	Lg	Yds./C	Yds./G
David Bell, Purdue	11	93	1,286	6	60	13.8	116.9
Jaxon Smith-Njigba, Ohio State	12	80	1,259	6	75	15.7	104.9
Jahan Dotson, Penn State	12	91	1,182	12	86	13.0	98.5
Garrett Wilson, Ohio State	11	70	1,058	12	77	15.1	96.2
Jayden Reed, Michigan State	12	53	946	8	85	17.8	78.8
Chris Olave, Ohio State	12	65	936	13	61	14.4	78.0
Samori Toure, Nebraska	12	46	898	5	72	19.5	74.8
Jalen Nailor, Michigan State	8	31	587	6	65	18.9	73.4
Rakim Jarrett, Maryland	12	56	783	5	60	14.0	65.3
Milton Wright, Purdue	12	57	732	7	53	12.8	61.0

### TOTAL OFFENSE

	G	Rush	Pass	Plays	Total	Yds./G
C.J. Stroud, Ohio State	11	-30	3,862	426	3,832	348.4
Adrian Martinez, Nebraska	11	525	2,863	439	3,388	308.0
Taulia Tagovailoa, Maryland	12	39	3,609	526	3,648	304.0
Aidan O'Connell, Purdue	11	-111	3,178	415	3,067	278.8
TreVeyon Henderson, Ohio State	12	177	2,886	411	3,063	255.3
Sean Clifford, Penn State	12	117	2,912	483	3,029	252.4
Cade McNamara, Michigan	12	21	2,301	312	2,322	193.5
Noah Vedral, Rutgers	12	266	1,730	383	1,996	166.3
Tanner Morgan, Minnesota	12	6	1,935	290	1,941	161.8
Graham Mertz, Wisconsin	12	-12	1,821	302	1,809	150.8

### SCORING

	G	TD	FG	XP	2XP	Pts.
Noah Ruggles, Ohio State	12	0	18	68	0	122
Kenneth Walker III, Michigan State	12	19	0	0	0	114
TreVeyon Henderson, Ohio State	12	19	0	0	0	114
Hassan Haskins, Michigan	12	18	0	0	0	108
Caleb Shudak, Iowa	12	0	22	34	0	100
Mitchell Fineran, Purdue	12	0	20	36	0	96
Matthew Trickett, Minnesota	12	0	16	35	0	83
Collin Larsh, Wisconsin	12	0	15	37	0	82
Jordan Stout, Penn State	12	0	16	34	0	82
Adrian Martinez, Nebraska	11	13	0	0	1	80

### SCORING (TDS)

	G	TD	Rush	Pass	Ret	PAT	Pts.
Kenneth Walker III, Michigan State	12	19	18	1	0	0	114
TreVeyon Henderson, Ohio State	12	19	15	4	0	0	114
Hassan Haskins, Michigan	12	18	18	0	0	0	108
Adrian Martinez, Nebraska	11	13	13	0	0	1	80
Jahan Dotson, Penn State	12	13	1	12	0	0	80
Garrett Wilson, Ohio State	11	13	1	12	0	0	78
Chris Olave, Ohio State	12	13	0	13	0	0	78
Braelon Allen, Wisconsin	11	12	12	0	0	0	72
Jayden Reed, Michigan State	12	11	1	8	2	0	68
Blake Corum, Michigan	10	10	10	1	0	0	60

### PUNT RETURN AVG.

	G	No.	Yds.	TD	Lg	Avg.
A.J. Henning, Michigan	12	26	241	0	32	9.3
Charlie Jones, Iowa	12	34	288	0	41	8.5
TJ Sheffield, Purdue	11	14	109	0	15	7.8
Donny Navarro, Illinois	12	16	121	0	37	7.6
Jahan Dotson, Penn State	12	14	104	0	16	7.4
Garrett Wilson, Ohio State	11	14	68	0	23	4.9
Dean Engram, Wisconsin	12	13	64	0	20	4.9
Tarheeb Still, Maryland	12	18	64	0	28	3.6

### KICK RETURN AVG.

	G	No.	Yds.	TD	Lg	Avg.
Emeka Egbuka, Ohio State	10	13	417	0	67	32.1
Charlie Jones, Iowa	12	23	605	1	100	26.3
Blake Corum, Michigan	10	12	304	0	79	25.3
Jayden Reed, Michigan State	12	16	374	0	41	23.4
Jacoby Hewitt, Indiana	10	10	226	0	72	22.6
Devyn Ford, Penn State	8	12	258	0	36	21.5
Raymond Niro III, Northwestern	12	10	159	0	24	15.9



## BIG TEN STATISTICS

## INDIVIDUAL



## ALL PURPOSE

	G	Rush	Rec	PR	KR	Yds.	Yds./G
Kenneth Walker III, Michigan State	12	1,636	89	0	0	1,725	143.8
Blake Corum, Michigan	10	865	137	0	304	1,306	130.6
Jayden Reed, Michigan State	12	34	946	213	374	1,567	130.6
TreVeyon Henderson, Ohio State	12	1,172	285	0	19	1,476	123.0
David Bell, Purdue	11	39	1,286	0	0	1,325	120.5
Chase Brown, Illinois	10	1,005	142	0	0	1,147	114.7
Hassan Haskins, Michigan	12	1,232	94	0	0	1,326	110.5
Tyler Goodson, Iowa	12	1,101	219	0	5	1,325	110.4
Jaxon Smith-Njigba, Ohio State	12	0	1,259	60	0	1,319	109.9
Garrett Wilson, Ohio State	11	76	1,058	68	0	1,202	109.3

## PUNTING

	G	No.	Yds.	Lg	Avg.
Bryce Baringer, Michigan State	12	56	2,719	74	48.6
Jordan Stout, Penn State	12	62	2,886	76	46.5
Adam Korsak, Rutgers	12	70	3,215	74	45.9
Brad Robbins, Michigan	12	38	1,741	65	45.8
Andy Vujnovich, Wisconsin	12	46	2,108	68	45.8
Tory Taylor, Iowa	12	69	3,157	69	45.8
Blake Hayes, Illinois	12	68	3,068	80	45.1
Colton Spangler, Maryland	12	28	1,262	62	45.1
Anthony Pecorella, Maryland	12	27	1,188	56	44.0
William Przystup, Nebraska	12	31	1,345	84	43.4

## FIELD GOALS

	G	Made	Att.	LG	Pct.	Made/G
Caleb Shudak, Iowa	12	22	25	51	88.0	1.8
Mitchell Fineran, Purdue	12	20	25	48	80.0	1.7
James McCourt, Illinois	12	18	23	53	78.3	1.5
Noah Ruggles, Ohio State	12	18	19	46	94.7	1.5
Matthew Trickett, Minnesota	12	16	23	50	69.6	1.3
Jordan Stout, Penn State	12	16	23	52	69.6	1.3
Collin Larsh, Wisconsin	12	15	20	43	75.0	1.3
Charles Campbell, Indiana	12	13	18	55	72.2	1.1
Matt Coghlin, Michigan State	11	11	17	51	64.7	1.0
Valentino Ambrosio, Rutgers	11	11	15	40	73.3	1.0

## FIELD GOAL PCT.

	G	Made	Att.	Lg	Pct.
Noah Ruggles, Ohio State	12	18	19	46	94.7
Caleb Shudak, Iowa	12	22	25	51	88.0
Mitchell Fineran, Purdue	12	20	25	48	80.0
James McCourt, Illinois	12	18	23	53	78.3
Collin Larsh, Wisconsin	12	15	20	43	75.0
Valentino Ambrosio, Rutgers	11	11	15	40	73.3
Charles Campbell, Indiana	12	13	18	55	72.2
Matthew Trickett, Minnesota	12	16	23	50	69.6
Jordan Stout, Penn State	12	16	23	52	69.6
Matt Coghlin, Michigan State	11	11	17	51	64.7

## PAT KICKING PCT.

	G	Made	Att.	PCT.
Noah Ruggles, Ohio State	12	68	68	1.000
Matt Coghlin, Michigan State	11	39	39	1.000
Caleb Shudak, Iowa	12	34	34	1.000
James McCourt, Illinois	12	26	26	1.000
Charlie Kuhbander, Northwestern	12	21	21	1.000
Charles Campbell, Indiana	12	20	20	1.000
Collin Larsh, Wisconsin	12	37	38	.974
Valentino Ambrosio, Rutgers	11	29	30	.967
Mitchell Fineran, Purdue	12	36	38	.947
Matthew Trickett, Minnesota	12	35	37	.946

## TACKLES (ALL POSITIONS)

	G	Solo	Ast.	Total	Avg./G
Chris Bergin, Northwestern	12	84	57	141	11.8
Leo Chenal, Wisconsin	10	55	51	106	10.6
Jack Campbell, Iowa	12	51	73	124	10.3
Olakunle Fatukasi, Rutgers	9	49	40	89	9.9
Luke Reimer, Nebraska	12	60	48	108	9.0
Ellis Brooks, Penn State	12	53	47	100	8.3
Nick Henrich, Nebraska	12	39	60	99	8.3
Ronnie Hickman, Ohio State	12	53	42	95	7.9
Xavier Henderson, Michigan State	12	59	35	94	7.8
Jaylan Alexander, Purdue	12	59	35	94	7.8

## SACKS

	G	Solo	Ast.	Total	Avg./G
Aidan Hutchinson, Michigan	12	11	4	13	1.08
David Ojabo, Michigan	12	10	2	11	.92
Arnold Ebiketie, Penn State	12	9	1	9.5	.79
Leo Chenal, Wisconsin	10	5	4	7	.70
Drew Beesley, Michigan State	8	4	2	5	.63
Owen Carney Jr., Illinois	11	6	1	6.5	.59
Nick Herbig, Wisconsin	12	6	2	7	.58
Micah McFadden, Indiana	12	6	1	6.5	.54
Jacob Panasiuk, Michigan State	12	4	4	6	.50
Boye Mafe, Minnesota	12	6	0	6	.50
Sam Okuyinonu, Maryland	12	6	0	6	.50
Joe Evans, Iowa	12	5	2	6	.50
Lukas Van Ness, Iowa	12	5	2	6	.50

## TACKLES FOR LOSS

	G	Solo	Ast.	Total	Avg./G
Leo Chenal, Wisconsin	10	13	8	17.0	1.70
Arnold Ebiketie, Penn State	12	15	6	18.0	1.50
Micah McFadden, Indiana	12	14	3	15.5	1.29
Olakunle Fatukasi, Rutgers	9	9	4	11.0	1.22
Aidan Hutchinson, Michigan	12	12	5	14.5	1.21
Jack Sanborn, Wisconsin	12	13	3	14.5	1.21
Nick Herbig, Wisconsin	12	11	2	12.0	1.00
Garrett Nelson, Nebraska	12	9	5	11.5	.96
George Karlaftis, Purdue	12	11	1	11.5	.96
Zach Van Valkenburg, Iowa	12	9	5	11.5	.96

## PASSES DEFENDED

	G	BRUP	Int.	Total	Avg./G
Jakorian Bennett, Maryland	11	12	3	15	1.36
A.J. Hampton Jr., Northwestern	12	13	0	13	1.08
Cam Taylor-Britt, Nebraska	12	11	1	12	1.00
Denzel Burke, Ohio State	12	11	1	12	1.00
Jaylin Williams, Indiana	11	11	0	11	1.00
Dane Belton, Iowa	12	7	5	12	1.00
Riley Moss, Iowa	9	5	4	9	1.00
Devon Witherspoon, Illinois	10	9	0	9	.90
Cameron Brown, Ohio State	9	7	1	8	.89
Max Melton, Rutgers	9	5	3	8	.89

## INTERCEPTIONS

	G	No.	Yds.	TD	Long	Avg./G
Kerby Joseph, Illinois	12	5	12	0	12	0.42
Dane Belton, Iowa	12	5	0	0	0	0.42
Deontai Williams, Nebraska	8	4	31	0	20	0.50
Riley Moss, Iowa	9	4	85	2	55	0.44
Cam Allen, Purdue	12	4	31	0	22	0.33
Ji'Ayir Brown, Penn State	12	4	112	1	87	0.33



# BIG TEN HONORS

CONFERENCE AWARD WINNERS & COACHES ALL-BIG TEN SELECTIONS

## BIG TEN INDIVIDUAL AWARD WINNERS

<b>Dungy-Thompson Humanitarian Award</b> .....	Malcolm Jenkins, OSU	<b>Ameche-Dayne Running Back of the Year</b> .....	Kenneth Walker III, MSU
<b>Ford-Kinnick Leadership Award</b> .....	Pat Richter, WIS	<b>Kwalick-Clark Tight End of the Year</b> .....	Austin Allen, NEB
<b>Graham-George Offensive Player of the Year</b> .....	C.J. Stroud, OSU	<b>Rimington-Pace Offensive Lineman of the Year</b> .....	Tyler Linderbaum, IOWA
<b>Nagurski-Woodson Defensive Player of the Year</b> .....	Aidan Hutchinson, MICH	<b>Smith-Brown Defensive Lineman of the Year</b> .....	Aidan Hutchinson, MICH
<b>Thompson-Randle El Freshman of the Year</b> .....	C.J. Stroud, OSU	<b>Butkus-Fitzgerald Linebacker of the Year</b> .....	Leo Chenal, WIS
<b>Hayes-Schembechler Coach of the Year (coaches vote)</b> .....	Mel Tucker, MSU	<b>Tatum-Woodson Defensive Back of the Year</b> .....	Riley Moss, IOWA
<b>Dave McClain Coach of the Year (media vote)</b> .....	Mel Tucker, MSU	<b>Bakken-Andersen Kicker of the Year</b> .....	Jake Moody, MICH
<b>Griese-Brees Quarterback of the Year</b> .....	C.J. Stroud, OSU	<b>Eddleman-Fields Punter of the Year</b> .....	Jordan Stout, PSU
<b>Richter-Howard Receiver of the Year</b> .....	David Bell, PUR	<b>Rodgers-Dwight Return Specialist of the Year</b> .....	Charlie Jones, IOWA

## AS SELECTED BY BIG TEN COACHES

### OFFENSE

<b>FIRST TEAM</b>	
Quarterback .....	C.J. Stroud, OSU
Running Back .....	Hassan Haskins, MICH Kenneth Walker III, MSU
Receiver .....	Chris Olave, OSU David Bell, PUR
Center .....	Tyler Linderbaum, IOWA
Guard .....	Thayer Munford, OSU Josh Seltzer, WIS
Tackle .....	Daniel Faalele, MIN Nicholas Petit-Frere, OSU
Tight End .....	Jake Ferguson, WIS

### SECOND TEAM

Aidan O'Connell, PUR
Treyvon Henderson, OSU
Braelon Allen, WIS
Garrett Wilson, OSU
Jahan Dotson, PSU
Doug Kramer, ILL
John Michael Schmitz, MIN
Kyler Schott, IOWA
Paris Johnson, OSU
Ryan Hayes, MICH
Peter Skoronski, NW
Logan Bruss, WIS
Austin Allen, NEB

### THIRD TEAM

Cade McNamara, MICH
Chase Brown, ILL
Blake Corum, MICH
Jayden Reed, MSU
Jaxon Smith-Njigba, OSU
Cam Jurgens, NEB
Blaise Andries, MIN
Conner Olson, MIN
Andrew Stueber, MICH
Dawand Jones, OSU
Tyler Beach, WIS
Sam LaPorta, IOWA

### OFFENSE HONORABLE MENTION

ILL: Vederian Lowe, Alex Palczewski; IND: Matthew Bedford, Peyton Hendershot; IOWA: Tyler Goodson, Mason Richman; MD: Dontay Demus, Jaelyn Duncan, Rakim Jarrett, Chig Okonkwo, Taulia Tagovailoa; MICH: Erick All, Trevor Keegan, Luke Schoonmaker, Andrew Vastardis, Zak Zinter; MSU: Matt Allen, Connor Heyward, Jarrett Horst, Kevin Jarvis, Payton Thorne; MIN: Ko Kieft, Sam Schlueter; NEB: Adrian Martinez; NW: Evan Hull; OSU: Jeremy Ruckert; PSU: Sean Clifford, Juice Scruggs, Rasheed Walker; PUR: Payne Durham, Greg Long, Tyler Witt, Milton Wright; RUT: Isaih Pacheco; WIS: Jack Nelson, Joe Tippmann.

### DEFENSE

<b>FIRST TEAM</b>	
Line .....	Aidan Hutchinson, MICH Haskell Garrett, OSU Arnold Ebiketie, PSU George Karlaftis, PUR
Linebacker .....	David Ojabo, MICH Leo Chenal, WIS Jack Sanborn, WIS
Defensive Back .....	Dane Belton, IOWA Riley Moss, IOWA Dax Hill, MICH Jaquan Brisker, PSU

### SECOND TEAM

Zach VanValkenburg, IOWA
Jacob Panasiuk, MSU
Tyreke Smith, OSU
PJ Mustipher, PSU
Keanu Benton, WIS
Micah McFadden, IND
JoJo Domann, NEB
Ellis Brooks, PSU
Kerby Joseph, ILL
Matt Hankins, IOWA
Cam Taylor-Britt, NEB
Ronnie Hickman, OSU

### THIRD TEAM

Sam Okuayinonu, MD
Boye Mafe, MIN
Zach Harrison, OSU
Matt Henningsen, WIS
Jack Campbell, IOWA
Chris Bergin, NW
Brandon Smith, PSU
Denzel Burke, OSU
Ji'Ayir Brown, PSU
Joey Porter Jr., PSU
Caesar Williams, WIS

### DEFENSE HONORABLE MENTION

ILL: Sydney Brown, Owen Carney; IOWA: Jack Koerner, Noah Shannon; MD: Jakorian Bennett, Ami Finau; MICH: Chris Hinton, Josh Ross, Mazi Smith, D.J. Turner; MSU: Quavaris Crouch, Xavier Henderson, Jacob Slade; MIN: Ezezi Otomewo, Mariano Sori-Marin; NEB: Damion Daniels, Marquel Dismuke, Luke Reimer, Ben Stille, Deontai Williams; NW: Adetomiwa Adebawore, A.J. Hampton, Brandon Joseph, Cameron Mitchell; OSU: Sevin Banks, Cam Brown, Antwan Jackson; PSU: Tariq Castro-Fields, Jesse Luketa; PUR: Jaylan Alexander, Cam Allen, Branson Deen, Jalen Graham, Dedrick Mackey; RUT: Olakunle Fatukasi, Julius Turner; WIS: Noah Burks, Nick Herbig, Faion Hicks, Isiah Mullens, Scott Nelson, Collin Wilder.

### SPECIAL TEAMS

<b>FIRST TEAM</b>	
Kicker .....	Jake Moody, MICH
Punter .....	Jordan Stout, PSU Adam Korsak, RUT
Return Specialist .....	Charlie Jones, IOWA

### SECOND TEAM

Caleb Shudak, IOWA
Noah Ruggles, OSU
Bryce Baringer, MSU
Jayden Reed, MSU

### THIRD TEAM

James McCourt, ILL
Blake Hayes, ILL
AJ Henning, MICH
Jahan Dotson, PSU

### SPECIAL TEAMS HONORABLE MENTION

IOWA: Tory Taylor; MICH: Brad Robbins; OSU: Emeka Egbuka; PUR: Mitchell Fineran.



## BIG TEN HONORS

MEDIA ALL-BIG TEN SELECTIONS



## AS SELECTED BY CONFERENCE MEDIA

## OFFENSE

## FIRST TEAM

Quarterback..... C.J. Stroud, OSU  
 Running Back ..... Hassan Haskins, MICH  
                                  Kenneth Walker III, MSU  
 Receiver..... Jahan Dotson, PSU  
                                  David Bell, PUR  
 Center..... Tyler Linderbaum, IOWA  
 Guard..... Blaise Andries, MIN  
                                  Thayer Munford, OSU  
 Tackle..... Andrew Stueber, MICH  
                                  Peter Skoronski, NW  
                                  Nicholas Petit-Frere, OSU  
 Tight End..... Austin Allen, NEB

## SECOND TEAM

Aidan O'Connell, PUR  
 TreVeyon Henderson, OSU  
 Braclon Allen, WIS  
 Chris Olave, OSU  
 Garrett Wilson, OSU  
 Andrew Vastardis, MICH  
 Zak Zinter, MICH  
 Josh Seltzer, WIS  
 Dawand Jones, OSU  
 Logan Bruss, WIS  
 Jake Ferguson, WIS

## THIRD TEAM

Cade McNamara, MICH  
 Chase Brown, ILL  
 Tyler Goodson, IOWA  
 Jayden Reed, MSU  
 Jaxon Smith-Njigba, OSU  
 John Michael Schmitz, MIN  
 Kyler Schott, IOWA  
 Paris Johnson, OSU  
 Daniel Faalele, MIN  
 Rasheed Walker, PSU  
 Peyton Hendershot, IND

## OFFENSE HONORABLE MENTION

ILL: Doug Kramer, Vederian Lowe, Alex Palczewski; IND: Matthew Bedford, Ty Fryfogle; IOWA: Sam LaPorta, Mason Richman; MD: Spencer Anderson, Rakim Jarrett, Chig Okonkwo, Taulia Tagovailoa; MICH: Erick All, Blake Corum, Ryan Hayes, Trevor Keegan, Luke Schoonmaker; MSU: Matt Allen, AJ Arcuri, Blake Bueter, J.D. Duplain, Connor Heyward, Jarrett Horst, Kevin Jarvis, Jalen Nailor, Payton Thorne; MIN: Chris Autman-Bell, Ko Kieft, Conner Olson, Sam Schlueter; NEB: Cam Jurgens, Samori Toure; NW: Evan Hull; OSU: Matthew Jones, Jeremy Ruckert, Luke Wypler; PSU: Sean Clifford, Mike Miranda, Juice Scruggs, Brenton Strange; PUR: Gus Hartwig, Tyler Witt, Milton Wright; RUT: Isaih Pacheco; WIS: Tyler Beach, Chez Mellusi, Jack Nelson, Joe Tippmann.

## DEFENSE

## FIRST TEAM

Line..... Aidan Hutchinson, MICH  
                                  Haskell Garrett, OSU  
                                  Arnold Ebiketie, PSU  
                                  George Karlaftis, PUR  
 Linebacker..... Jack Campbell, IOWA  
                                  David Ojabo, MICH  
                                  Leo Chenal, WIS  
 Defensive Back..... Kerby Joseph, ILL  
                                  Dane Belton, IOWA  
                                  Riley Moss, IOWA  
                                  Jaquan Brisker, PSU

## SECOND TEAM

Zach VanValkenburg, IOWA  
 Jacob Panasiuk, MSU  
 Boye Mafe, MIN  
 Zach Harrison, OSU  
 Micah McFadden, IND  
 Chris Bergin, NW  
 Jack Sanborn, WIS  
 Matt Hankins, IOWA  
 Dax Hill, MICH  
 Cam Taylor-Britt, NEB  
 Brandon Joseph, NW

## THIRD TEAM

Jacob Slade, MSU  
 Tyreke Smith, OSU  
 Jesse Luketa, PSU  
 Matt Henningsen, WIS  
 Josh Ross, MICH  
 JoJo Domann, NEB  
 Olakunle Fatukasi, RUT  
 Vincent Gray, MICH  
 Brad Hawkins, MICH  
 Xavier Henderson, MSU  
 Ronnie Hickman, OSU

## DEFENSE HONORABLE MENTION

ILL: Sydney Brown, Owen Carney, Johnny Newton, Keith Randolph, Devon Witherspoon; IND: Ryder Anderson, Jaylin Williams; IOWA: Seth Benson, Jack Koerner, Noah Shannon; MD: Jakorian Bennett, Nick Cross, Ami Finau, Jordan Mosley, Sam Okuayinonu; MICH: Chris Hinton, Mazi Smith, D.J. Turner; MSU: Quavaris Crouch, Cal Haladay, Darius Snow; MIN: Jack Gibbens, Tyler Nubin, Ezezi Otomewo, Mariano Sori-Marin; NEB: Damion Daniels, Luke Reimer, Ben Stille, Deontai Williams; NW: Adetomiwa Adebawore, A.J. Hampton; OSU: Sevnyn Banks, Cam Brown, Denzel Burke, Steele Chambers, Tommy Eichenberg, Antwuan Jackson, Bryson Shaw, Taron Vincent, Tylik Williams; PSU: Ellis Brooks, Ji'Ayir Brown, Tariq Castro-Fields, Curtis Jacobs, PJ Mustipher, Joey Porter Jr., Brandon Smith; PUR: Jaylan Alexander, Cam Allen, Branson Deen, Jalen Graham; RUT: Christian Izien, Julius Turner; WIS: Keanu Benton, Noah Burks, Nick Herbig, Faion Hicks, Isiah Mullens, Scott Nelson, Collin Wilder, Caesar Williams.

## SPECIAL TEAMS FIRST TEAM

Kicker ..... Caleb Shudak, IOWA  
 Punter ..... Jordan Stout, PSU  
 Return Specialist ..... Charlie Jones, IOWA

## SECOND TEAM

Noah Ruggles, OSU  
 Bryce Baringer, MSU  
 Jayden Reed, MSU

## THIRD TEAM

Jake Moody, MICH  
 Adam Korsak, RUT  
 AJ Henning, MICH

## SPECIAL TEAMS HONORABLE MENTION

ILL: Blake Hayes, James McCourt; IOWA: Tory Taylor; MICH: Brad Robbins; MSU: Matt Coglin; OSU: Emeka Egbuka; PSU: Jahan Dotson, Jordan Stout; PUR: Mitchell Fineran.



# CITY OF INDIANAPOLIS & LUCAS OIL STADIUM



## THE CITY OF INDIANAPOLIS

Indianapolis continues to be the Big Ten Conference's home away from home. The Circle City is proud to host the Big Ten Football Championship Game annually for the past 11 years. In March 2022, the Big Ten Women's Basketball Tournament will again take over Gainbridge Fieldhouse, marking the 25th occasion the tournament has been hosted in Indianapolis. The men's basketball tournament returns as well in 2022 for the 13th time.

Indianapolis is deliberately designed for events and is a city that offers unmatched convenience. Downtown hotels, restaurants and pubs, cultural attractions and museums, shopping (including Circle Centre Mall), night life, Lucas Oil Stadium and Bankers Life Fieldhouse, and the expanded Indiana Convention Center are all located within a few blocks of one another. Once in Downtown Indy, you can park the car and get everywhere on foot. There are more than 7,200 hotel rooms within a 10-minute walk of our two state-of-the-art sports venues, and 73,000 parking spaces within the same radius.

In 2018, Forbes called Indy out as "America's Most Underrated City" while Conde Nast Traveler flagged Indy as one of the "Top Big Cities in the U.S.". The 250-acre White River State Park includes the Indiana State Museum, Indianapolis Zoo, a 450-seat IMAX Theater, the Eiteljorg Museum of Western and Indian Art, and the River Promenade. The park also includes the NCAA headquarters and its Hall of Champions. Just a short drive from downtown is the world-famous Indianapolis Motor Speedway and its Museum as well as the Children's Museum of Indianapolis (the largest children's museum in the world). Don't miss the stunning grounds of Newfields, including the famous Robert Indiana LOVE sculpture.

Indianapolis is a safe, clean, vibrant and downright fun place to be, especially when Big Ten excitement takes over the city. It's a big city that has small-town appeal. It's a place where visitors — and the Big Ten family — can feel right at home.

## LUCAS OIL STADIUM

Home of the NFL's Indianapolis Colts, Lucas Oil Stadium is a state-of-the-art retractable roof multi-purpose venue which features spectacular views of the downtown Indianapolis skyline. Opened in 2008, the stadium seats more than 67,000 for football games and even more for other events. It boasts seven locker rooms, an operable north window, dual two-level club lounges, 139 suites (including eight at field level), retractable sideline seating, large video boards, ribbon boards, spacious concourses, exhibit halls and meeting rooms. Lucas Oil Stadium has garnered numerous honors in its history, including being named 2009 Sports Facility of the Year by Street and Smith's Sports Business Journal and having their Fieldturf surface ranked as the NFL's best artificial surface in both 2009 and 2010.

The city of Indianapolis and Lucas Oil Stadium play host to an abundance of high-profile sporting and convention events, including the annual Big Ten Football Championship Game, NCAA Men's Basketball Regionals, NCAA Men's Final Four (2010, 2015, 2021, 2026), the annual NFL Scouting Combine, motorsport events, college and high school football, marching band events, concerts, conventions and trade shows. Receiving rave reviews after hosting Super Bowl XLVI, Lucas Oil Stadium proves that it can host events of all sizes, from small gatherings, weddings, and corporate events, all the way to the pinnacle of sports and meetings today.

Covering approximately 1.8 million square feet and welcoming more than one million visitors each year, Lucas Oil Stadium is the place to be. Its ability to connect you to the Indiana Convention Center, Circle Centre Mall and 12 premium hotels without ever having to take a step outside make it the culmination of convenience. In addition, more than 200 restaurants, clubs, museums and a 10-block state park are just a few steps away. To find out more about Indianapolis and the Indiana Convention Center & Lucas Oil Stadium, visit [icclos.com](http://icclos.com).



## INDIANA SPORTS CORP

## LOCAL ORGANIZING COMMITTEE

**F**ounded in 1979 as the nation's first sports commission, Indiana Sports Corp is a not-for-profit organization focused on bringing premier sporting events to Indiana to drive economic vitality, facilitate a vibrant community with civic pride, and garner positive media attention. Because of this, Indiana Sports Corp can provide positive, sports-related opportunities for youth in the community.



Indiana Sports Corp was at the forefront of the movement to bring Super Bowl XLVI in 2012, the inaugural Big Ten Football Championship Game to Indianapolis, and the entirety of the 2021 NCAA Division I Men's Basketball Championship.

Indiana Sports Corp has staged more than 500 national and international events in central Indiana. These events include eight NCAA Men's Final Fours, three NCAA Women's Final Fours, 19 U.S. Olympic Team Trials, the 1987 Pan American Games, 12 Big Ten Men's Basketball Tournaments, 24 Big Ten Women's Basketball Tournaments, the 2004 FINA World Swimming Championships, and 2005 Solheim Cup, among others.

For more information, including membership opportunities, visit [www.IndianaSportsCorp.org](http://www.IndianaSportsCorp.org). Follow us on social media @IndSportsCorp.

## UPCOMING EVENTS

- 2021 Big Ten Football Championship Game
- 2022 College Football Playoff National Championship
- 2022 Big Ten Women's Basketball Tournament
- 2022 Horizon League Men's and Women's Basketball Championships
- 2022 Big Ten Men's Basketball Tournament
- 2022 NCAA Division III Men's and Women's Swimming and Diving Championships
- 2022 NCAA Division I Men's Basketball First and Second Rounds
- 2024 NBA All-Star
- 2026 NCAA Men's Final Four

**Big partnerships.  
Big ideas.  
Big impact.**

**BIG**  
ACADEMIC ALLIANCE

**14**  
MEMBER  
UNIVERSITIES

The Big Ten Academic Alliance is a consortium of world-class research universities governed by its member provosts and supported by campus investment.

**70K**  
INDIVIDUALS  
ARE SUPPORTED  
through research awards:  
40% are students and  
16% are faculty

**600+**  
WOMEN in IT  
Leadership Conference  
Attendees



**24/7**  
OmniSOC  
rapid response cyber-  
threat protection

**653,309**  
FACULTY & STUDENTS  
afforded exceptional  
opportunities at  
Big Ten universities



**\$100M+**  
SAVED  
over 5 years through  
**COMBINED  
PURCHASING**

**90M  
BOOKS**

available to Big Ten  
libraries through  
**UBORROW**

[www.btaa.org](http://www.btaa.org)



**B**ig Ten Network is the college sports fans' home for premier live event coverage and expert analysis for one of America's most storied collegiate conferences. The Big Ten Network tells stories with both local relevance and national impact to the country's largest fan base and beyond, and is a joint venture between the Big Ten Conference and Fox Networks.

## PROGRAMMING

The network's programming schedule includes 40 football games, more than 135 men's basketball games, including 10 Big Ten Basketball Tournament games, nearly 70 women's basketball games, hundreds of additional Olympic sporting events and dozens of Big Ten championship events. B1G Tailgate is the pregame home for Big Ten football fans with previews, highlights, special guests and analysis from Dave Revsine, Gerry DiNardo, Howard Griffith, Joshua Perry, Annie Sabo and Brock Vereen as they take you around the conference to experience the Saturday morning football scene.

The network's fall and winter studio and original programming lineup includes The B1G Show, B1G Today, The B1G Women's Sports Report, The Final Drive, B1G Basketball & Beyond, B1G Tip-Off Show, Big Ten Elite, The B1G Trip and The B1G Story.

## FOX SPORTS APP & B1G+

The Fox Sports App is the TV everywhere digital extension of the Big Ten Network, delivering live games and on-demand programming to Big Ten Network customers via the web, smartphones, and tablets.

B1G+, the Big Ten Network's subscription service, streams hundreds of additional non-televised live events and features exclusive behind-the-scenes video, highlights, original programming and press conferences from 28 men's and women's sports across the Big Ten Conference, with additional coverage from conference postseason tournaments and events. Some of BTN's streamed events are also televised on delay as part of the network's groundbreaking Student-U initiative, offering Big Ten students a unique opportunity to gain real-world television experience. For additional information, visit [bigtenplus.com](http://bigtenplus.com).

## COMMITTED TO WOMEN'S SPORTS

The network's schedule annually features over 800 women's events, in the sports of basketball, ice hockey, golf, gymnastics, lacrosse, rowing, soccer, field hockey, softball, swimming and diving, tennis, track and field and volleyball. The network is the television home for Big Ten Conference women's basketball, including 12 Big Ten Women's Basketball Tournament games and a full studio presence at the tournament. During the academic year, the network produces and airs the B1G Women's Sports Report, a program dedicated exclusively to the highlights and accomplishments of female Big Ten student-athletes.



# BIG NETWORK™



# Your Home. Your Car. Your Team.

Your local State Farm<sup>®</sup> agent and their team can help protect your home and car like only they know how. Talk to an agent today.



UNITY RESOLUTE CARE  
PROGRESSION HEART MOMENTUM  
TRANSPARENCY RESPECT  
EQUALITY  
BRAVERY CONTEXT  
ACCEPTANCE HUMBLLED  
COMPASSION  
ACTION  
RECONSTRUCTION SUPPORT  
LOVE VIGILANT  
UNCOMFORTABLE HOPE  
SOLUTION ESSENTIAL  
LEADERSHIP AUTHENTIC  
EMPATHY COLLECTIVE  
EDUCATE FORTITUDE  
FOUNDATIONAL PRINCIPLED  
CHERISH AWARE  
CRITICAL PERSEVERANCE EXIGENCY  
TRANSFORMATIONAL LISTEN  
PERMANENT  
LEARN  
REVOLUTION CONNECTION  
OPTIMISTIC  
OPPORTUNITY  
POWER CORRECTION NEXUS  
ADVANCE UNCERTAINTY  
INCLUSIVE SYNERGY  
ACCOUNTABILITY CHANGE  
EMPOWER INDEFATIGABLE TRUST  
EAGER HONESTY

UNITED AS ONE

