



# IOWA FOOTBALL

## IOWA HAWKEYES 2018 RESULTS 9-4, 5-4

9/1	Northern Illinois	W, 33-7
9/8	Iowa State	W, 13-3
9/15	Northern Iowa	W, 38-14
9/22	#18 Wisconsin*	L, 17-28
10/6	at Minnesota*	W, 48-31
10/13	at Indiana*	W, 42-16
10/20	Maryland *	W, 23-0
10/27	at #17 Penn State*	L, 24-30
11/3	at Purdue*	L, 36-38
11/10	Northwestern*	L, 10-14
11/17	at Illinois*	W, 63-0
11/23	Nebraska*	W, 31-28
1/1	#18 Mississippi St.^	W, 27-22

\* -- Big Ten Conference Game

^ -- 2019 Outback Bowl

## IOWA HAWKEYES 2019 SCHEDULE

8/31	Miami (Ohio)
9/7	Rutgers*
9/14	at Iowa State
9/28	Middle Tennessee State (FW)
10/5	at Michigan*
10/12	Penn State*
10/19	Purdue (HC)*
10/26	at Northwestern*
11/9	at Wisconsin*
11/16	Minnesota*
11/23	Illinois*
11/29	at Nebraska*

\* -- Big Ten Conference Game

## 2018 BIG TEN STANDINGS

### WEST DIVISION

Team	Big Ten	Pct.	Overall	Pct.
Northwestern	8-1	.889	9-5	.615
<b>IOWA</b>	<b>5-4</b>	<b>.556</b>	<b>9-4</b>	<b>.692</b>
Wisconsin	5-4	.556	8-5	.615
Purdue	5-4	.556	6-7	.462
Minnesota	3-6	.333	7-6	.538
Nebraska	3-6	.333	4-8	.333
Illinois	2-7	.222	4-8	.333

### EAST DIVISION

Team	Big Ten	Pct.	Overall	Pct.
Ohio State	8-1	.889	13-1	.929
Michigan	8-1	.889	10-3	.769
Penn State	6-3	.667	9-4	.692
Michigan State	5-4	.556	7-6	.538
Maryland	3-6	.333	5-7	.417
Indiana	2-7	.222	5-7	.417
Rutgers	0-9	.000	1-11	.083



# 1<sup>ST</sup> & 10

# 1

Kirk Ferentz (152-101) became Iowa's all-time winningest coach on Sept. 1, 2018. The Hawkeyes defeated Northern Illinois, 33-7. It was Ferentz's 144th win as Iowa's head coach, one more than his predecessor, Hayden Fry (143-89-6).

# 2

T.J. Hockenson was presented the John Mackey Award, presented to the nation's top tight end, and was named Kwalick-Clark Tight End of the year in the Big Ten Conference. Hockenson had a team-high 760 receiving yards on a team-high 49 receptions, both career highs.

# 3

The Hawkeyes ranked third in the Big Ten with 35 sacks, their highest single-season total since recording 40 sacks in 2002. A.J. Epenesa and DE Anthony Nelson ranked 1-2 in the Big Ten in sacks. Epenesa led all players with 10.5 sacks (ninth in the country). Nelson had 9.5 sacks, tied for second in the Big Ten and 17th nationally.

# 4

Iowa had 20 interceptions in 2018, tied for second in the country. Amani Hooker was named the Tatum-Woodson Big Ten Defensive back of the Year. He is the fourth Hawkeye to earn the defensive back award, and the third in the past four seasons. Iowa led the nation with 21 interceptions in 2017.

# 5

Nate Stanley threw 26 TD passes in 2018, second most in the Big Ten, one shy of tying Chuck Long (1985) for the most in single season school history, and tied for second most all-time in single season history. Stanley also threw 26 TD passes in 2017. Stanley's 52 TD passes over the last two seasons are the most ever in school history over a two-year span.

# 6

WR Ihmir Smith-Marsette was named Rodgers-Dwight Return Specialist of the Year in the Big Ten Conference. Smith-Marsette led the Big Ten and ranked No. 2 in the country, averaging 29.5 yards on 24 returns. The Hawkeyes led the Big Ten and ranked fourth in the country averaging 27.3 yards per kickoff return.

# 7

Iowa averaged 31.2 points per game, the ninth highest single-season total in school history, and its highest since averaging a school-record 37.2 points per game in 2002. Iowa averaged 42.8 points per game in five road games (3-2), and scored 40 points or more in all three of its road wins.

# 8

The Hawkeyes ranked second in the Big Ten in scoring defense (17.8), rushing defense (109.5) and total defense (293.6). Iowa's total defense ranked seventh in the country. Its rush defense ranked 12th nationally and ranks ninth all-time in single-season school history.

# 9


Iowa won four trophies in 2018. The Hawkeyes defeated Iowa State, 13-3, to retain the Cy-Hawk Trophy, lost to No. 18 Wisconsin, 28-17, in a battle for the Heartland Trophy, defeated Minnesota, 48-31, to retain Floyd of Rosedale, topped Nebraska, 31-28, to retain the Heroes Trophy, and won the Outback Bowl trophy with a 27-22 win over No. 18 Mississippi State.

# 10

Iowa's senior class recorded 23 conference wins from 2015-18, tied for the third most by any senior class under Ferentz. The senior class was 12-0 in rivalry games against Iowa State, Minnesota, and Nebraska. Iowa has won 37 games over the last four years, tied for the third-best four-year total in program history.



QB



**4 NATE STANLEY | JR | 6-4 | 242**  
*Menomonie, Wisconsin (Menomonie)*  
 • 26 career starts/33 career games played  
 • 26 touchdown passes, second in the Big Ten  
 • 2,852 passing yards, 7th in single-season history  
 • 52 career TDs, 4th all-time  
 • 52 TDs last 2 seasons, school record 2-year total

RB



**10 MEKHI SARGENT | SO | 5-10 | 210**  
*Key West, Florida (Key West)*  
 • 4 career starts/13 career games played  
 • Team leader in rushing yards (745) and TDs (10)  
 • 2 100+ rushing yards games (Illinois 121, NEB 173)  
 • Career bests 26 rushes, 173 yards Week 12 vs. NEB  
 • Joined program after 1 season at Iowa Western CC

RB




**28 TOREN YOUNG | SO | 5-11 | 221**  
*Madison, Wisconsin (Monona Grove)*  
 • 4 career starts/20 career games played  
 • 637 rushing yards, second on the team  
 • 4.7 yards per carry, 5 rushing TDs  
 • Career-high 96 yards rushing Week 6 at IND  
 • First career TD reception at IND (11 yards)

LT




**77 ALARIC JACKSON | SO | 6-7 | 320**  
*Detroit, Michigan (Renaissance)*  
 • 24 career starts/24 career games played  
 • 24 career starts, all at LT  
 • 2018 Second-team All-Big Ten  
 • 2017 FWAA Freshman All-American  
 • 2017 BTN.com All-Freshman Team

LG




**59 ROSS REYNOLDS | SR | 6-4 | 295**  
*Waukegan, Iowa (Waukegan)*  
 • 14 career starts/31 career games played  
 • Started every game at LG  
 • Second-team All-Big Ten by league coaches  
 • Third-team All-Big Ten by league media  
 • Attended the same high school as DE Anthony Nelson

C



**69 KEEGAN RENDER | SR | 6-4 | 307**  
*Indianola, Iowa (Indianola)*  
 • 33 career starts/52 career games played  
 • Started Weeks 1-13 at C (13 career starts at C)  
 • Third-team All-Big Ten by league media  
 • Honorable mention All-Big Ten by league coaches  
 • Rimington Trophy Preseason Watch List

RG



**61 COLE BANWART | SO | 6-4 | 296**  
*Ottosen, Iowa (Algona)*  
 • 6 career starts/15 career games played  
 • Started Weeks 1-2, 9-13 at RG, DNP Week 3  
 • Appeared in three games in 2017  
 • Missed 2017 Pinstripe Bowl with injury  
 • Redshirted in 2016

RT




**74 TRISTAN WIRFS | SO | 6-5 | 315**  
*Mount Vernon, Iowa (Mount Vernon)*  
 • 20 career starts/22 career games played  
 • Honorable mention All-Big Ten  
 • 19 career starts at RT, started all 13 games in 2018  
 • In 2017, started Weeks 6-12 at RT, started bowl at LT  
 • 1st true freshman in Ferentz era to start at o-tackle

WR



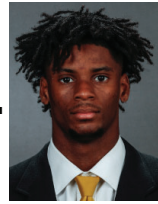
**84 NICK EASLEY | SR | 5-11 | 205**  
*Newton, Iowa (Newton/Iowa Western CC)*  
 • 22 career starts/26 career games played  
 • Team and career-high 52 receptions  
 • 2019 Outback Bowl MVP (8 catches, 104 yards, 2 TDs)  
 • Career high 10 receptions in Week 3  
 • First Hawkeye with 10 receptions in a game since '11 (K. Davis)

WR



**12 BRANDON SMITH | SO | 6-3 | 219**  
*Lake Cormorant, Mississippi (Lake Cormorant)*  
 • 17 career starts/22 career games played  
 • 28 receptions, 361 yards, two TDs  
 • Career-high 5 receptions and 68 yards Week 5  
 • 1 of 10 true freshmen to see action in 2017  
 • State champion high jumper in Mississippi (6' 6")

WR




**6 IHMIR SMITH-MARSETTE | SO | 6-1 | 175**  
*Newark, New Jersey (Weequahic)*  
 • 7 career starts/24 career games played  
 • Rodgers-Dwight Big Ten Return Specialist of the Year  
 • Averaged 29.5 yards on 24 KO returns, No. 2 in FBS  
 • 23 receptions, 361 yards, three TDs  
 • Honorable mention All-Big Ten WR by league media

FB



**36 BRADY ROSS | JR | 6-0 | 245**  
*Humboldt, Iowa (Humboldt)*  
 • 2 career start/33 career games played  
 • Missed Weeks 8-12 with injury  
 • Moved from LB to FB prior to 2016  
 • Joined team in 2015 as a walk-on  
 • 2016-18 Academic All-Big Ten

TE




**38 T.J. HOCKENSON | SO | 6-5 | 250**  
*Chariton, Iowa (Chariton)*  
 • 25 career starts/26 career games played  
 • John Mackey Award Recipient, nation's top tight end  
 • Kwalick-Clark Big Ten Tight End of the Year  
 • Team-best 760 yards receiving on 49 receptions (2nd on team)  
 • 15.5 yards per catch ranks 11th in Big Ten

RB



**21 IVORY KELLY-MARTIN | SO | 5-10 | 200**  
*Plainfield, Illinois (Oswego East)*  
 • 7 career starts/22 career games played  
 • Career-high 24 att. for career-high 98 yds Week 7  
 • 97 att., 3rd on the team, missed 3 games with injury  
 • 341 yards rushing, 2 rushing TDs, third on the team  
 • DNP Weeks 2-3, 6, 11 (injury)

K




**91 MIGUEL RECINOS | SR | 6-1 | 193**  
*Mason City, Iowa (Mason City)*  
 • 30 career games played | Joined team in 2014 as a walk-on  
 • Honorable mention All-Big Ten  
 • Game-winning 41-yard FG as time expired vs. NEB  
 • 17-22 FG attempts, Career-long 49-yard FG at Penn State  
 • 180 career points, 14th all-time

P




**7 COLTEN RASTETTER | JR | 6-1 | 213**  
*Guttenberg, Iowa (Clayton Ridge)*  
 • 29 career games played  
 • 38.9 yards per punt  
 • 4 punts 50+ (55, 57, 69, 51)  
 • 4-for-4 career passing, 1 TD (FG fakes, 15, 18, 10, 1 yds)  
 • Joined program as a walk-on and redshirted in 2015




**DE****98 ANTHONY NELSON | JR | 6-7 | 271***Waukeee, Iowa (Waukeee)*

- 27 career starts/39 career games played
- Second-team All-Big Ten (media), 3rd-team (coaches)
- 9.5 sacks, tied for second in the Big Ten
- Second team Academic All-American in 2018
- 2x B1G Defensive POW (vs. MINN and vs. NEB)

**DT****90 SAM BRINCKS | SR | 6-5 | 275***Carroll, Iowa (Kuemper)*

- 13 career starts/51 career games played
- Started Weeks 1-13 at DT (first career starts)
- 10-yard TD reception Week 8 at Penn State (FG fake)
- 2017-18 Academic All-Big Ten
- Redshirted after joining team as a walk-on in 2014

**DT****96 MATT NELSON | SR | 6-8 | 295***Cedar Rapids, Iowa (Xavier)*

- 33 career starts/52 career games played
- Honorable mention All-Big Ten
- 31 tackles, 1.0 sack (9 yards) in 2018
- Started final 20 games of career at DT
- Tallest player on the team

**DE****40 PARKER HESSE | SR | 6-3 | 261***Waukon, Iowa (Waukon)*


- 47 career starts/52 career games played
- Honorable mention All-Big Ten
- 36 consecutive starts
- 4.0 sacks, third on the team/9.5 TFL, 3rd on the team
- Academic All-Big Ten/B1G Sportsmanship Award

**DL****94 A.J. EPENESA | SO | 6-5 | 277***Glen Carbon, Illinois (Edwardsville)*


- 0 career starts/26 career games played
- 10.5 sacks, most in the Big Ten, 9th in the country
- Team-high 8 QB hurries and 4 forced fumbles
- Father Epenesa Epenesa played DL at Iowa (1997)
- 2x B1G co-Defensive POW (vs. IA ST, at ILL)

**LB****32 DJIMON COLBERT | R-FR | 6-1 | 234***Shawnee Mission, Kansas (Bishop Miege)*

- 10 career starts/13 career games played
- 52 tackles ranked fifth on the team
- Career-high tackles at MINN and vs. N'western
- Moved from DB to LB prior to 2018 spring practice
- Redshirted in 2017

**LB****48 JACK HOCKADAY | SR | 6-1 | 235***Forsyth, Illinois (Maroa-Forsyth)*

- 9 career starts/39 career games played
- First career starts Week 2-5, left Week 5 with injury
- 62 tackles ranked third on the team
- Career-high nine tackles Week 4 vs. Wisconsin
- Enterprise Leadership major

**LB****27 AMARI HOOKER | JR | 6-0 | 210***Minneapolis, Minnesota (Park Center)*

- 19 career starts/36 career games played
- Tatum-Woodson Big Ten Defensive Back of the Year
- First-team All-Big Ten by league coaches and media
- Started Weeks 5-13 at OLB, first career starts at LB
- 4 INTs, T-2nd in B1G | 65 tackles, 2nd on team

**DB****DB****8 MATT HANKINS | SO | 6-1 | 185***Lewisville, Texas (Marcus)*


- 10 career starts/20 career games played
- Started Weeks 1-4, 10-13 at LC (DNP Weeks 5-9, injury)
- Career-high 9 tackles at 2019 Outback Bowl
- 1-of-7 true freshmen to start in secondary under Ferentz
- 1-of-10 true freshmen to play in 2017

**SS****9 GENO STONE | SO | 5-11 | 209***New Castle, Pennsylvania (Senior)*


- 9 career starts/26 career games played
- Honorable mention All-Big Ten
- Started the last 9 games (Iowa had 18 INTs in those games)
- 4 INTs tied for second in B1G
- First career pick-six at Penn State

**FS****30 JAKE GERVASE | SR | 6-1 | 212***Davenport, Iowa (Assumption)*

- 23 career starts/44 career games played
- Honorable Mention All-Big Ten
- Started Weeks 1-13 at free safety, 19 consecutive starts
- Led team w/ 89 tackles (career-high 10 in Weeks 9-10, 12)
- Four interceptions, tied for second in B1G

**RC****20 JULIUS BRENTS | FR | 6-2 | 180***Indianapolis, Indiana (Warren Central)*

- 5 career starts/11 career games played
- Started Weeks 5-9 (first career starts)
- First career INT in first career start at Minnesota
- 13 tackles, 3 pass breakups
- 1-of-7 true freshmen to start in secondary under Ferentz

**RC****11 MICHAEL OJEMUDIA | JR | 6-1 | 199***Farmington Hills, Michigan (Harrison)*


- 10 career starts/33 career games played
- Started Weeks 1-4, Week 10-11, 13 at RC
- 39 tackles, 3 INT, 6 PBU in 2018
- First career INT in Week 3 (29 yards)
- Mechanical engineering major

**DL****57 CHAUNCEY GOLSTON | SO | 6-5 | 265***Detroit, Michigan (East English Village Prep)*

- 0 career starts/25 career games played
- 9.0 TFL, 3.5 sacks, three fumble recoveries in 2018
- Career-high 5 tackles Week 10 vs. Northwestern
- First career interception at 2019 Outback Bowl
- Attended same high school as teammate Cedrick Lattimore

**LB****49 NICK NIEMANN | SO | 6-4 | 232***Sycamore, Illinois (Sycamore)*

- 4 career starts/24 career games played
- Started Weeks 1-4 at LB (first career starts)
- DNP Week 5-6 (injury)
- Career-high 10 tackles Week 4
- Brother of former Hawkeye LB Ben Niemann (Chiefs)

**LB****34 KRISTIAN WELCH | JR | 6-3 | 238***Iola, Wisconsin (Iola-Scandinavia)*

- 6 career starts/36 career games played
- Sixth on team in tackles (49)
- Led team in tackles weeks Weeks 1 (11), 3 (8), and 6 (8)
- First career sack Week 1 (15 yards)
- 1 of 10 true freshmen to see action in 2016

## GENERAL INFORMATION

**Location:** Iowa City, Iowa  
**Founded:** 1847  
**Enrollment:** 32,948  
**President:** Bruce Harreld  
**Director of Athletics:** Gary Barta  
**Conference:** Big Ten (West Division)  
**Nickname:** Hawkeyes  
**Mascot:** Herky  
**Colors:** Black and Gold (PMS 116)  
**First Year of Football:** 1889  
**All-Time Record:** 649-557-39  
**All-Time Bowl Record:** 15-15-1  
**National Champions:** 1921, '22 '56, '58, '60

## STADIUM INFORMATION

**Stadium:** Kinnick Stadium  
**Opened:** 1929  
**Capacity:** 69,250  
**Playing Surface:** Field Turf  
**All-Time Record:** 289-186-15

## UI ATHLETIC COMMUNICATIONS

**Office:** (319) 335-9411  
**Director (Contact):** Steve Roe  
**E-Mail:** ..... steven-roe@uiowa.edu  
**Associate (Secondary Contact):** Matt Weitzel  
**E-Mail:** ..... matthew-weitzel@uiowa.edu  
**Associate:** Chris Brewer  
**E-Mail:** ... christopher-brewer@uiowa.edu  
**Associate:** James Allan  
**E-Mail:** ..... james-allan@uiowa.edu  
**Administrative Assistant:** Rhonda Wetjen  
**E-Mail:** ..... rhonda-wetjen@uiowa.edu

**Mailing Address:**  
 S300 Carver-Hawkeye Arena  
 Iowa City, IA 52242-1020

## FOLLOW THE #HAWKEYES

Hawkeye fans join the twitter conversation during each game by following @IowaFBLive and @TheIowaHawkeyes. Also, fans are encouraged to include #Hawkeyes in your tweets. Get insider information about the Iowa football team at @HawkeyeFootball.

IOWA DEFEATS MISSISSIPPI STATE AT OUTBACK BOWL

Iowa (9-4) defeated No. 18 Mississippi State (8-5) at the 2019 Outback Bowl in Tampa, Florida, on Jan. 1, 2019. The Hawkeyes improved to 16-15-1 in 32 bowl game appearances. Iowa was bowl eligible for the 17th time under coach head Kirk Ferentz, and has posted an 8-8 bowl record under Ferentz, including wins in five January bowl games. Since 2001, only Ohio State and Wisconsin have won more bowl games (including the FBS championship game) than Iowa among Big Ten Teams.

BIG TEN BOWL GAMES SINCE 2001

Iowa has posted an 8-8 bowl record under head coach Kirk Ferentz, most recently defeating No. 18 Mississippi State, 27-22, at the 2019 Outback Bowl. Since the 2001 season, only Ohio State and Wisconsin have won more bowl games (including the FBS championship game), than Iowa. The Hawkeyes have been bowl eligible 17 times in the last 18 seasons. The following is the record for Big Ten teams in bowl games since 2001:

Team	Record	Pct.	Team	Record	Pct.
Ohio State	10-7	.588	Nebraska	6-8	.429
Wisconsin	9-8	.529	Maryland	5-5	.500
<b>IOWA</b>	<b>8-8</b>	<b>.500</b>	Purdue	4-6	.400
Penn State	7-8	.467	Northwestern	4-7	.364
Rutgers	6-3	.667	Michigan	4-11	.267
Michigan State	6-7	.462	Illinois	2-3	.400
Minnesota	6-7	.462	Indiana	0-3	.000

TROPHY GAMES

Iowa won four trophies in 2018. The Hawkeyes defeated Iowa State, 13-3, to retain the Cy-Hawk Trophy in Week 2, lost to No. 18 Wisconsin, 28-17, in a battle for the Heartland Trophy in Week 4, defeated Minnesota, 48-31, to retain Floyd of Rosedale in Week 5, topped Nebraska, 31-28, to retain the Heroes Trophy, and won the Outback Bowl trophy with a 27-22 win over No. 18 Mississippi State.

Iowa is 13-3 in its last 16 rivalry trophy games (Iowa State, Minnesota, Nebraska, Wisconsin), with all three losses coming to Wisconsin.

SENIOR CLASS

Iowa's senior class recorded 23 conference wins from 2015-18, tied for the third most by any senior class under Ferentz. The senior class was 12-0 in rivalry games against Iowa State, Minnesota, and Nebraska. In its only meetings with Michigan and Ohio State, the senior class recorded a pair of top five wins (14-13 vs. #2 Michigan in 2016; 55-24 vs. #3 Ohio State in 2017).

Iowa has won 37 games over the last four years, tied for the third-best four-year total in program history. Iowa won 38 games from 2002-05, 38 games from 2001-04, and 37 games from 1984-87.

4 HAWKEYES DECLARE FOR NFL DRAFT

Four Iowa football players declared for the NFL Draft, forfeiting their remaining college eligibility. Juniors Noah Fant, Amani Hooker, and Anthony Nelson, and sophomore T.J. Hockenson announced their intentions to leave school and pursue professional football careers. following Iowa's Outback Bowl victory. Junior tight end Noah Fant declared in December.

The Iowa football program under Ferentz has sent 170 players to the NFL, including 66 draft picks and 104 free agents. At least one Hawkeye has been selected in the NFL Draft every year since 1978. In the past 11 seasons, 40 Hawkeyes have been taken in the NFL Draft, including four first round selections.

Hockenson and Fant are both tight ends, Hooker is a defensive back and Nelson a defensive end. Nelson has played three seasons after redshirting in 2015. Hooker played as a true freshman. Hockenson redshirted in 2016 before seeing action the past two seasons.



## HEAD COACH KIRK FERENTZ

Kirk Ferentz (pronounced FAIR-rintz, rhymes with parents) completed his 20th season as head coach at Iowa. He is the dean of NCAA Division I football coaches and is Iowa's all-time winningest coach, surpassing Hayden Fry earlier this year. His contract runs through the 2025 season.



- Named Big Ten Coach of the Year for the fourth time in his career (2002, 2004, 2009, 2015). Only Michigan's Bo Schembechler (6) has more conference coach of the year awards.
- Guided Iowa to Big Ten titles in 2002 and 2004, and the Big Ten West Division title in 2015.
- Named Woody Hayes, Eddie Robinson, and Bobby Dodd Coach of the Year in 2015. Was a finalist for the Maxwell Football Club, Paul "Bear" Bryant Coach of the Year award.
- Ferentz is fifth all-time with 152 overall wins as a member of the Big Ten Conference. He has 91 Big Ten wins, which ranks sixth all-time.
- Named the 2002 Associated Press and Walter Camp National Coach of the Year and AFCA Regional Coach of the Year.
- Iowa has made two BCS bowl appearances, including a 24-14 win in the 2010 FedEx Orange Bowl, and one CFP Bowl (2016).
- Iowa has played in 11 January bowl games with five January bowl victories (2004 Outback Bowl, 2005 Capital One Bowl, 2009 Outback Bowl, 2010 FedEx Orange Bowl, 2019 Outback Bowl).
- Iowa has posted a 143-80 (.641) overall mark and an 87-58 (.600) Big Ten record since 2001. Ferentz has placed in the top one-half of the conference 13 times, including Big Ten titles in 2002 and 2004, a second-place finish in 2009, and a West Division title in 2015.
- At Iowa, Ferentz holds an overall record of 152-101 (.600) and an 91-72 (.558) mark in Big Ten games. He is Iowa's all-time winningest football coach with 152 wins. In 22 seasons as a college head coach, he holds a career mark of 164-122 (.573).
- The only Division I head coach to coach three sons at the same college. Brian, an assistant coach since 2012 and Iowa's offensive coordinator, was a Hawkeye letterman from 2003-05. James was a three-year starter on the Hawkeye offensive line before graduating in May, 2013. Steven was a senior offensive lineman in 2016.

### FERENTZ COACHING RECORD AT IOWA (20 YEARS)

YEAR	OVERALL	(PCT)	BIG TEN	(PCT)	BOWL
2018	9-4	.692	5-4	.556	Outback
2017	8-5	.615	4-5	.444	Pinstripe
2016	8-5	.615	6-3	.667	Outback
2015	12-2	.857	8-0	1.000	Rose
2014	7-6	.538	4-4	.500	TaxSlayer
2013	8-5	.615	5-3	.625	Outback
2012	4-8	.333	2-6	.250	---
2011	7-6	.538	4-4	.500	Insight
2010	8-5	.615	4-4	.500	Insight
2009	11-2	.846	6-2	.750	Orange
2008	9-4	.692	5-3	.625	Outback
2007	6-6	.500	4-4	.500	---
2006	6-7	.462	2-6	.250	Alamo
2005	7-5	.583	5-3	.625	Outback
2004	10-2	.833	7-1	.875	Capital One
2003	10-3	.769	5-3	.625	Outback
2002	11-2	.846	8-0	1.000	Orange
2001	7-5	.583	4-4	.500	Alamo
2000	3-9	.250	3-5	.375	---
1999	1-10	.091	0-8	.000	---
<b>Overall</b>	<b>152-101</b>	<b>.600</b>	<b>91-72</b>	<b>.558</b>	

### FERENTZ BECOMES IOWA'S ALL-TIME WINNINGEST COACH, MOVES UP BIG TEN CHARTS

Head coach Kirk Ferentz (152-101) became Iowa's all-time winningest coach on Sept. 1, 2018. The Hawkeyes defeated Northern Illinois, 33-7. It was Ferentz's 144th win as Iowa's head coach, one more than his predecessor, Hayden Fry (143-89-6). Fry coached Iowa for 20 years (1979-98). Ferentz completed his 20th season in 2018.

Ferentz's 152 wins in all games coached as a member of the Big Ten Conference rank fifth in league history. He is one of five coaches in Big Ten Conference history to win at least 150 games as a member of the Big Ten Conference. The top five includes Woody Hayes (202), Amos Alonza Stagg (199), Bo Schembechler (194), Joe Paterno (162), and Ferentz (152).

Ferentz has 91 Big Ten wins as Iowa's head coach. The 91 conference wins rank sixth among the conference's all-time winningest coaches in Big Ten games.

Both Ferentz (152, 91) and Fry (143, 96) rank in the top six in overall wins and Big Ten wins. Only Iowa and Michigan have two coaches ranked in the top 10 of both win categories (Bo Schembechler 194, 143; and Lloyd Carr 122, 81).

Iowa is the only school in the country to have just two head football coaches since 1979.

### FERENTZ TOPS IN LONGEVITY

Kirk Ferentz completed his 20th season as Iowa's head football coach. He is the longest tenured active head coach in college football. Ferentz was named Iowa head coach on Dec. 2, 1998. Gary Patterson of TCU is No. 2 in coaching tenure. Patterson's first year with the Horned Frogs was 2001. Among Big Ten coaches, only Pat Fitzgerald (2006) and Mark Dantonio (2007) have been at their current schools for 10 seasons or more. Iowa is the only school to have just two head football coaches since 1979.

Defensive coordinator Phil Parker and strength and conditioning coach Chris Doyle also completed their 20th seasons on Iowa's staff. Defensive line coach Reese Morgan joined the staff in 1999 and completed his 19th season. Quarterbacks coach Ken O'Keefe was on Ferentz's original coaching staff before he left for the NFL following the 2011 season. He returned to Iowa in 2017 to coach Iowa's quarterbacks.

Ferentz is the only Division I coach to coach three sons. Brian Ferentz, a former Hawkeye letterman and captain (2003-05), completed his seventh season on Iowa's coaching staff. James Ferentz was a three-year starter on the Hawkeye offensive line and a team captain before graduating in 2013. Steven was an offensive lineman and letterwinner in 2015 and 2016.

### HAWKEYE HISTORY

Iowa has played 1,246 games since beginning football in 1889. Iowa's overall record is 650-557-39 (.537). That includes a 405-221-16 (.643) record in home games, a 245-336-23 (.425) record in games away from Iowa City, a 329-378-25 (.465) mark in Big Ten games and a 289-186-15 (.607) record in Kinnick Stadium.





## FINAL NATIONAL RANKINGS

## AP Poll

Jan. 8

1. Clemson
2. Alabama
3. Ohio State
4. Oklahoma
5. Notre Dame
6. LSU
7. Florida
8. Georgia
9. Texas
10. Washington St.
11. UCF
12. Kentucky
13. Washington
14. Michigan
15. Syracuse
16. Texas A&M
17. Penn State
18. Fresno State
19. Army
20. West Virginia
21. Northwestern
22. Utah State
23. Boise State
24. Cincinnati
25. Iowa

## Amway Coaches Poll

Jan. 8

1. Clemson
2. Alabama
3. Ohio State
4. Oklahoma
5. Notre Dame
6. Florida
7. LSU
8. Georgia
9. Texas
10. Washington State
11. Kentucky
12. UCF
13. Washington
14. Michigan
15. Syracuse
16. Texas A&M
17. Penn State
18. Fresno State
19. Northwestern
20. Army
21. Utah State
22. West Virginia
23. Cincinnati
24. Boise State
25. Mississippi State

## HAWKEYES IN THE POLLS

Date	AP	CP	S16	CFP
Pre.	RV	RV	NR	NR
9/4	RV	RV	NR	24
9/9	RV	RV	RV	21
9/16	RV	RV	RV	22
9/23	RV	RV	NR	NR
9/30	RV	RV	NR	NR
10/7	RV	RV	NR	18
10/14	19	22	RV	11
10/21	18	18	RV	9
10/28	19	18	RV	16
11/4	RV	RV	RV	24
11/11	RV	NR	NR	NR
11/18	RV	RV	NR	21
11/25	RV	RV	NR	NR
12/2	RV	RV	NR	NR
1/8	25	RV	NR	NR

AP=Associated Press; CP=Coaches;  
S16=Super 16; CFP=College Football Poll

6 THROUGH THE AIR

QB Nate Stanley threw 26 touchdown passes in 2018, second most in the Big Ten, one shy of tying Chuck Long (1985) for the most in single season school history, and tied for second most all-time in single season history. Stanley also threw 26 touchdown passes in 2017. Stanley's 52 touchdown passes over the last two seasons are the most ever in school history over a two-year span. Long tossed 49 touchdown passes from 1984 (22) to 1985 (27).

Stanley has 52 career touchdown passes, fourth all-time in program history. He trails Long (74), Drew Tate (61), and Ricky Stanzi (56) on the all-time list.

Stanley threw for a career-high 2,852 yards, the seventh-highest single-season total in school history. Stanley ranks ninth in career passing yards (5,351) and career total offense (5,240).

Stanley set a career high with six touchdown passes Week 6 at Indiana. He threw the six touchdowns to five different players, marking just the second time in program history five different Hawkeyes had a receiving touchdown in the same game. He also had 320 yards passing, the fourth 300-yard passing game of his career. His performance earned him Walter Camp National Player of the Week honors.

Stanley had 14 touchdowns combined from Weeks 3-6. That touchdown total tied for the most ever over a four-game stretch in school history (Chuck Long threw 14 touchdowns over a four-game stretch in 1985). He had five multi-touchdown games in 2018, and 12 in his career.

BEST IN THE BIG TEN

DE A.J. Epenesa and DE Anthony Nelson ranked 1-2 in the Big Ten in sacks. Epenesa led all players with 10.5 sacks (ninth in the country). Nelson had 9.5 sacks, tied for second in the Big Ten and 17th nationally. Epenesa's 10.5 sacks are the highest single-season total by any Hawkeye since DL Adrian Clayborn had 11.5 sacks in 2009. Nelson recorded a career-best three sacks Week 5 at Minnesota. Epenesa recorded at least one sack in nine of 13 games.

Epenesa was named first team All-Big Ten by league media, and second team All-Big Ten by league coaches. Nelson was named to the media's second team, and the coaches third team. Both players scored a touchdown in 2018. Nelson recovered a fumble for a touchdown Week 7 against Maryland. Epenesa recovered his own forced fumble and returned it 19 yards for a touchdown at Illinois.

The Hawkeyes ranked third in the Big Ten with 35 sacks, the second highest single-season total in the Ferentz era (2002, 40). Eleven Hawkeyes contributed to Iowa's sack total. DE Parker Hesse had four, DE Chauncey Golston had 3.5, LB Kristian Welch had 1.5, and DB Amani Hooker, LB Amani Jones, DT Cedrick Lattimore, DT Brady Reiff, DT Matt Nelson, and LB Nick Niemann each had one.

HOLD IT RIGHT THERE

The Hawkeyes ranked second in the Big Ten in scoring defense (17.8), rushing defense (109.5) and total defense (293.6). Iowa's total defense ranked seventh in the country. Its rush defense ranked 12th nationally and ranks ninth all-time in single-season school history.

Iowa ranked 11th in the country in scoring defense. The Hawkeyes held five opponents to a season-low in points (Iowa State, Northern Iowa, Indiana, Maryland, Illinois), and pitched two shutouts (Maryland, Illinois). Iowa has 11 shutouts in the Ferentz era.

In Week 7 against Maryland, the Hawkeyes held the Terps to 115 yards of total offense, the fewest ever allowed to a Big Ten opponent under Ferentz.

Iowa allowed 3.3 yards per carry, 10th in the country, and allowed only nine rushing touchdowns, tied for fifth in the country.

The Hawkeyes limited Iowa State to just 19 yards rushing in Week 2, and held Northern Iowa to six rushing yards in Week 3 – a total that ranks second all-time in the Ferentz era (20 years).

Iowa allowed 214 first downs, third fewest in the Big Ten and 12th in the country.



## 2018 STATISTICAL COMPARISON

	IOWA	OPP
Scoring Average	31.2	17.8
Scoring Defense	17.8	31.2
Rushing Yards	148.4	109.5
Passing Yards	226.6	184.1
Total Offense	375.0	293.6
Rushing Defense	109.5	148.4
Passing Defense	184.1	226.6
Defense	293.6	375.0
Punt Return Average	10.6	4.5
KO Return Average	27.3	16.4
Turnover Margin	+9	-9

## PRONUNCIATION GUIDE

Head Coach Kirk Ferentz	FAIR-ints
Asst. Coach Brian Ferentz	FAIR-ints
Asst. Coach Tim Polasek	PAWL-uh-seck
Djimon Colbert	JYE-mun
Dallas Craddieith	CRAD-ith
A.J. Epenesa	EPP-uh-NESS-uh
Henry Geil	GILE
Ryan Gersonde	gir-SAUN-day
Jake Gervase	JIR-voss
Kyle Groeneweg	GROWN-uh-weg
Parker Hesse	HESS-ee
Alaric Jackson	AH-lair-ick
Dalles Jacobus	DALLAS juh-COE-bus
Connor Kapisak	KAP-uh-sak
Jack Koerner	KERN-ir
Tommy Kujawa	KOO-yah-vuh
Henry Marchese	mar-CASE
Kaevon Merriweather	KAY-vohn
John Milani	muh-LON-ee
Nick Niemann	KNEE-mun
Daviyon Nixon	DAVE-ee-un
Michael Ojemudia	oh-jay-MOO-dee-uh
Turner Pallissard	PAL-is-ard
Spencer Petras	PEE-tris
Monte Pottebaum	POT-uh-bomb
Nico Ragaini	ruh-GAIN-ee
Colten Rastatter	RASS-tet-ir
Miguel Recinos	muh-GEL ray-SEE-nos
Brady Reiff	REEF
Kyler Schott	SHOT
Austin Schulte	SHUL-tee
Ihmir Smith-Marsette	AH-meer Smith MAR-set
Austin Spiewak	SPEE-wack
Ben Subbert	SUE-birt
Jackson Subbert	SUE-birt
Nate Vejvoda	vay-VO-duh
Nate Wieting	WHEAT-ing

RETURN TO SENDER

WR Ihmir Smith-Marsette was named Rodgers-Dwight Return Specialist of the Year in the Big Ten Conference. Smith-Marsette led the Big Ten and ranked No. 2 in the country, averaging 29.5 yards on 24 returns.

The Hawkeyes led the Big Ten and ranked fourth in the country averaging 27.3 yards per kickoff return. Iowa returned 30 kickoffs this season. Kyle Groeneweg averaged 27.0 yards on two returns. Devonte Young had three returns for 64 yards.

Groeneweg ranked second in the Big Ten and 19th nationally, averaging 9.9 yards per punt return. Groeneweg returned a punt 61 yards for a touchdown against Illinois. It was the 22nd longest punt return in school history, and Iowa's first punt return for a touchdown since 2016 (Riley McCarron, at Illinois). As a team, Iowa averaged 10.6 yards per punt return, second in the Big Ten.

POCKET PROTECTION

Senior center Keegan Render led an offensive line that allowed 16 quarterback sacks, tied for fewest in the Big Ten (Rutgers). The Hawkeyes started sophomores Alaric Jackson and Tristan Wirfs at tackle. Senior Ross Reynolds started every game at left guard, and sophomore Cole Banwart and senior Dalton Ferguson shared starts at right guard.

TE T.J. HOCKENSON NAMED TIGHT END OF THE YEAR

TE T.J. Hockenson was named the top tight end in the country and in the Big Ten in 2018. He was presented the John Mackey Award, presented to the nation's top tight end on Dec. 6, and was named Kwalick-Clark Tight End of the year in the Big Ten Conference Nov. 28. He was also the recipient of the Ozzie Newsome Award, presented by the Touchdown Club of Columbus, Ohio. He was named first team All-America by the AFCA and Sporting News.

Hockenson had a team-high 760 receiving yards on a team-high 49 receptions, both career highs. Hockenson also had a career-high six receiving touchdowns. He was named first team All-Big Ten by the conference media, and second team All-Big Ten by conference coaches.

Hockenson's 760 receiving yards are the third-highest single-season total in school history by a tight end, and the most by a Hawkeye tight end in a single season since Mark Cook caught 63 passes for 767 yards in 1988. The last Hawkeye tight end to lead the team in receptions in a single season was Scott Chandler in 2005 (47). The last Hawkeye tight end to lead the team in single-season receiving yards was Alan Cross in 1992 (600). The single-season school record for receiving yards by a tight end is 803, set by Marv Cook in 1987.

Hockenson added a rushing touchdown to his career stats at Minnesota, taking a direct snap on a fake field goal and rushing four yards for the score. His 15.5 yards per reception ranked second on the team (Smith-Marsette, 15.7).

RUNNING BACK BY COMMITTEE

Iowa's three primary running backs – Ivory Kelly-Martin, Mekhi Sargent, Toren Young – combined for 392 carries, 1,723 rushing yards and 16 rushing touchdowns (nine by Sargent, five by Young, and two by Kelly-Martin).

The sophomore trio shared the workload. Sargent had 40.6 percent of the carries (159-745), Young had 34.7 percent of the carries (136-637), and Kelly-Martin has 24.7 percent of the carries (97-341).

Sargent rushed for 100-plus yards in each of the last two regular season games. He rushed for a career-high 173 yards on a career-high 26 carries against Nebraska in Week 12. He added a rushing score (15) and touchdown reception (5). In Iowa's 63-0 win at Illinois in Week 11, Sargent rushed for a then career-high 121 yards, becoming Iowa's first 100-yard back since RB Akrum Wadley in Week 12 of 2017. Sargent had a pair of touchdowns against the Illini. He led the team with 10 total touchdowns.

Iowa had a different running back rush for then career high in yards in Weeks 6-8. Sargent set a then-career best in carries (16) and yards (91) Week 8 at Penn State. Kelly-Martin rushed for a career-high 98 yards Week 7 against Maryland, and Young rushed for a career-best 96 yards Week 6 at Indiana.

The Hawkeyes did not have a junior or senior among the position group in 2018.



## HAWKEYE FOOTBALL BY THE NUMBERS

152	Ferentz's career win total as Iowa's head coach, becoming Iowa's all-time winningest football coach
100	Ferentz became the 12th coach to win 100 games at a Big Ten school (at MSU, 19-16 2OT, 10/13/12)
66	NFL Draft picks under Kirk Ferentz
62	Calvin Jones' retired number, one of two in school history
44	Hawkeyes who have played in the Super Bowl
32	Bowl games (16-15-1)
29	All-America honors under Ferentz
27	Players have combined to earn Academic All-America honors
25	Consensus All-Americans (10 under Kirk Ferentz)
24	Heisman Trophy winner (1939) Nile Kinnick's retired number
24	Times finished a season ranked
15	CFB Hall of Famers
16	Bowl Wins
16	First or second round NFL draft picks under Kirk Ferentz
12	School record 12 wins in 2015
11	Big Ten Championships
9	Former players recognized on Kinnick Stadium Wall of Honor
9	Players under Ferentz who have won national awards
8	Bowl wins under Kirk Ferentz
5	National Championships (1921, 1922, 1956, 1958, 1960)
5	Five times finished the year ranked in top 10 over the past 13 seasons
4	Kirk Ferentz has been named B1G Coach of the Year
3	Three times won 11 games or more under Kirk Ferentz (2002, 2009, 2015)

## ON THE AVERAGE

DOWN	PLAYS	AVG.
First Down	388	5.1
Second Down	293	5.0
Third Down	191	6.9
Fourth Down	25	4.5

## IOWA BY QUARTERS

QUARTER	IOWA	OPPONENTS
First	71	47
Second	135	47
Third	119	64
Fourth	80	73
OT	0	0

## POINTS OFF TURNOVERS

	T/O Gained	Pts Scored
Iowa	27	82
Opponents	18	69

POINTS ON THE BOARD, POINTS ON THE ROAD

Iowa averaged 31.2 points per game, the 12th highest single-season total in school history, and its highest since averaging a school-record 37.2 points per game in 2002.

Iowa averaged 42.8 points per game in five road contests (3-2). The Hawkeyes scored 40 points or more in all three of their road wins. Iowa scored 27 points in its neutral site win against Mississippi State in the Outback Bowl.

Iowa scored 63 points at Illinois in Week 11, the most by the Hawkeyes since scoring 63 points at Iowa State in 1997, and the most points against a Big Ten opponent since a 64-0 victory against Northwestern in 1981.

The Hawkeyes put up 48 points at Minnesota Week 5 and 42 points at Indiana Week 6. The 40-plus points scored at Minnesota and Indiana marked the first time in program history Iowa has scored 40 points or more in consecutive Big Ten road games in the same season.

Iowa scored 24 points at Penn State, though none came from an offensive set. The Hawkeyes recorded two safeties, kicked two field goals, returned one interception for a touchdown, and scored one touchdown via special teams (fake field goal).

Iowa scored 36 points in a 38-36 loss at Purdue. The 36 points scored were the most by Iowa in a loss since 2011 (44-41 at Iowa State, 3OT), and the most ever in a game that ended in regulation.

HOOKEE NAMED BIG TEN DEFENSIVE BACK OF THE YEAR

Junior Amani Hooker was named the Tatum-Woodson Big Ten Defensive back of the Year. He is the fourth Hawkeye to earn the defensive back award, and the third in the past four seasons. Micah Hyde (2012), Desmond King (2015), and Josh Jackson (2017) previously earned the defensive back honor.

Hooker was named first-team All-Big Ten by coaches and media. He ranked second on the team with 65 tackles, led the team with seven pass break-ups and tied for the team lead with four interceptions (tied for second in the Big Ten). He also had 3.5 tackles for loss. As a team, Iowa is tied for second in the nation with 20 interceptions. The Hawkeyes led the country a year ago with 21.

A STONE'S THROW AWAY

The Hawkeyes had 20 interceptions in 2018, best in the Big Ten and tied for second most in the country (California 21, Utah State 20). Iowa had two interceptions in the first four games of the season, but recorded 18 thefts after SS Geno Stone entered the starting lineup and Amani Hooker moved from safety to outside linebacker in Week 5. Iowa led the nation with 21 interceptions in 2017. The Hawkeyes' 41 interceptions over the last two seasons are more than any other school. Alabama has 33 and Central Florida has 32.

In its last nine games, Iowa had 18 interceptions (four at Minnesota, two at Indiana, one vs. Maryland, a pick-six at Penn State, two interceptions at Purdue, two vs. Northwestern, three at Illinois, one vs. Nebraska, two vs. Mississippi State).

Stone, Hooker, and FS Jake Gervase shared the team lead with four interceptions (tied for second in the Big Ten). Three of Stone's four thefts were in the fourth quarter. He intercepted Trace McSorley on the Penn State 24-yard line and returned it for a touchdown in Week 8. He intercepted Minnesota inside the five-yard line on Minnesota's final play of the game, and had a fourth quarter interception against Indiana in the end zone. He started at strong safety Weeks 5-13, his first career starts.

Iowa has at least one interception return for a touchdown in each of the last 11 seasons, and 16 of the last 18 seasons.





SINGLE SEASON RECEPTIONS  
TIGHT ENDS

	Name	Rec.	Year
1.	Marv Cook	63	1988
2.	Alan Cross	55	1992
3.	<b>T.J. Hockenson</b>	<b>49</b>	<b>2018</b>
	Marv Cook	49	1987
5.	Scott Chandler	47	2005
6.	Scott Chandler	46	2006
7.	C.J. Fiedorowicz	45	2012
8.	Dallas Clark	43	2002
9.	Jonathan Hayes	42	1984
	Allen Reisner	42	2010

SINGLE SEASON RECEIVING YARDS  
TIGHT ENDS

	Name	Rec.	Year
1.	Marv Cook	803	1987
2.	Marv Cook	767	1988
3.	<b>T.J. Hockenson</b>	<b>760</b>	<b>2018</b>
4.	Dallas Clark	742	2002
5.	Alan Cross	600	1992
6.	Scott Chandler	591	2006
7.	Scott Slutzker	575	1995
8.	Scott Chandler	552	2005
9.	Dallas Clark	539	2001
10.	Noah Fant	519	2018

SINGLE SEASON TEAM SACKS  
SINCE 1998

## SACKS (YEAR)

- 40 (2002)
- 35 (2018)**
- 34 (2003)
- 31 (2009)
- 30 (2015)
- 30 (2004)

## IOWA IN OVERTIME

Iowa holds a 7-5 record in overtime games. Iowa won its first overtime contest, defeating Penn State 26-23 on Nov. 4, 2000, in State College, Pa. The Hawkeyes are 3-4 in single overtime, 3-0 in double overtime and 1-1 in triple overtime. Iowa is 2-2 in overtime in Kinnick Stadium and 5-3 in overtime road games. Following are Iowa's overtime games:

Date	Result	OT's	Opponent
11/4/00	W, 26-23	Double	at Penn State
9/28/02	W, 42-35	Single	at Penn State
10/22/05	L, 23-20	Single	vs. Michigan
9/09/06	W, 20-13	Triple	at Syracuse
10/27/07	W, 34-27	Double	vs. Michigan St.
11/14/09	L, 27-24	Single	at Ohio State
9/10/11	L, 44-41	Triple	at Iowa State
10/13/12	W, 19-16	Double	at Michigan St.
10/26/13	W, 17-10	Single	vs. Northwestern
11/28/14	L, 37-34	Single	vs. Nebraska
9/9/17	W, 44-41	Single	at Iowa State
10/21/17	L, 17-10	Single	at Northwestern

NEW FACES IN THE CROWD

The 2018 season was the first in Kirk Ferentz's 20 years that the Hawkeyes opened the season without a linebacker with a single career start. Iowa used five different starting linebacker combinations in 2018.

SS Amani Hooker made his first career start at outside linebacker Week 5 at Minnesota, the first of his nine consecutive starts at the position. Hooker was the sixth different Hawkeye to start at the linebacker position this season. The others included first-time starters LB Djimon Colbert, LB Jack Hockaday, LB Amani Jones, LB Nick Niemann, and LB Kristian Welch.

The five linebackers (not including Hooker) entered the season with a combined 40 career tackles, 832 fewer career tackles than Iowa's three starting linebackers in 2017 (Josey Jewell 437; Bo Bower, 234; Ben Niemann, 201).

The last time Ferentz went through a season with so little starting experience at the linebacker position was in 2014. That year, Quinton Alston, Bo Bower, and Reggie Spearman were Iowa's starting linebackers in the season opener. Only Alston had a previous career start (2012 at Michigan).

In Ferentz's first season in 1999, the opening day starting linebackers -- LeVar Woods, Aaron Kampman, and Derrick Davison had two career starts combined. Both starts belonged to Kampman, who started the final two games in 1998.

RECEIVERS COME ALIVE AT MINNESOTA, LEAD IOWA TO OUTBACK WIN

WR Nick Easley, WR Brandon Smith, and WR Ihmir Smith-Marsette combined for 14 catches, 198 yards, and two touchdowns in Iowa's 48-31 win at Minnesota in Week 5. The trio entered the game with a combined 24 catches, 311 yards receiving, and one touchdown).

WR Nick Easley had a team-high six receptions (52 yards, 1 touchdown). Smith-Marsette finished the game with three catches for a career-high 78 yards. His 60-yard touchdown reception was a career-long. Smith-Marsette added two kickoff returns for 83 yards.

Brandon Smith set career highs in receptions (5) and receiving yards (68). He entered the game with five catches for 78 yards.

The trio encored that Minnesota performance with career days at the 2019 Outback Bowl. Easley, Smith-Marsette, and Smith combined for 15 catches, 166 receiving yards, and three touchdowns against No. 18 Mississippi State. Easley had eight receptions for a career-high 104 yards and two touchdowns. Smith-Marsette caught one touchdown and matched his career best with four receptions. Smith added three catches for 33 yards.

## CAREER 100-YARD PERFORMANCES | 2018 HAWKEYES

## NICK EASLEY (1)

DATE	OPPONENT	REC.	YDS.	TDs	LONG
1/1/19	vs. Mississippi State	8	104	2	75
9/15/18	vs. Northern Iowa	10	103	1	23

## T.J. HOCKENSON (2)

DATE	OPPONENT	REC.	YDS.	TDs	LONG
10/13/18	at Indiana	4	107	2	54
9/22/18	vs. Wisconsin	3	125	0	46

## MEKHI SARGENT (2)

DATE	OPPONENT	ATT.	YDS.	TDs	LONG
11/17/18	at Illinois	17	121	2	29
11/23/18	vs. Nebraska	26	173	1	32



## 2018 IOWA STATISTICS

INDIVIDUAL	CATEGORY	STATS	BIG TEN	NCAA
Chauncey Golston	Fumbles Recovered	3	1	6
Ihmir Smith-Marsette	Kickoff Return Avg.	29.5	1	2
A.J. Epenesa	Sacks	10.5	1	12
Anthony Nelson	Sacks	9.5	2	17
A.J. Epenesa	Forced Fumbles	4	2	16
Nathan Stanley	Passing TDs	26	2	22
Kyle Groeneweg	Punt Returns Avg.	9.9	2	19
Jake Gervase	Interceptions	4	2	16
Amani Hooker	Interceptions	4	2	16
Geno Stone	Interceptions	4	2	16
Miguel Recinos	Total Points Scored	98	2	43
A.J. Epenesa	Tackles For Loss	16.5	4	32
Nathan Stanley	Passing Efficiency	136.5	5	55
Nathan Stanley	Passing Yards	2,852	5	39
Nathan Stanley	Yards per Pass Attempt	7.2	5	68
Nathan Stanley	Completions Per Game	18.08	6	47
Nathan Stanley	Passing Yards Per Game	219.4	6	54
Nathan Stanley	Yards per Completion	12.14	6	65
Nathan Stanley	Completion Percentage	59.3	7	67
Miguel Recinos	Field Goal Percentage	77.3	7	45
T.J. Hockenson	Receiving Yards Per Game	58.5	7	108
Mekhi Sargent	Rushing TDs	9	7	73
T.J. Hockenson	Receiving Yards	760	8	92
Noah Fant	Receiving TDs	7	9	73
Colten Rastetter	Punting Avg.	38.9	10	94
Mekhi Sargent	Total Touchdowns	10	10	96
T.J. Hockenson	Yards per Reception	15.51	11	92
Ihmir Smith-Marsette	All Purpose	94.92	12	98
Mekhi Sargent	Rush Yards Per Carry	4.69	13	116
Mekhi Sargent	Rushing Yards	745	14	115
Mekhi Sargent	Rushing Yards Per Game	57.3	15	127

TEAM	STAT	BIG TEN	NCAA
Kickoff Returns	27.3	1	4
Interceptions	20	1	3
Sacks Allowed per game	1.2	1	14
Turnovers Gained	27	1	8
4th Down Conversion	68.0	2	12
Punt Returns	10.6	2	43
Red Zone Defense	79.3	2	34
Rushing Defense	109.5	2	12
Scoring Defense	17.8	2	11
Total Defense	293.6	2	7
3rd Down Conversion Pct	43.5	3	30
Blocked Punts	2	3	11
Defensive TDs	3	3	17
Fewest Penalties	61	3	21
First Downs allowed	214	3	12
Kickoff Return Defense	16.4	3	8
Passing Yards Allowed	184.1	3	17
Sacks per game	2.69	3	27
Time of Possession	32:32	3	21
4th Down Defense	44.0	4	28
Fumbles Lost	7	4	31
Punt Return Defense	4.48	4	17
Scoring Offense	31.2	4	43
Team Passing Efficiency	136.4	4	59
Turnovers Lost	18	4	49
3rd Down Defense	34.3	5	26
Passing Offense	226.6	6	71
Passing Yards per Completion	12.17	6	75
Completion Percentage	59.3	7	67
Fumbles Recovered	7	8	81
Red Zone Offense	85.5	8	50
Rushing Offense	148.4	10	94
Total Offense	375.0	10	91
First Downs	261	11	74
Net Punting	35.54	12	107

**33 HAWKEYES NAMED ACADEMIC ALL-BIG TEN**

Thirty-three Hawkeyes were named to the 2018 Big Ten Fall Academic All-Conference team. The Big Ten Conference recognized a total of 1,281 fall sports athletes, including 468 football players.

To be eligible for Academic All-Big Ten selection, students must be on a varsity team, as verified by being on the official squad list as of November 1 for fall sports, who have been enrolled full time at the institution for a minimum of 12 months and carry a cumulative grade-point average of 3.0 or higher.

Since 1999, Kirk Ferentz's first year as head coach, 333 Hawkeyes have earned Academic All-Big Ten honors.

**NELSON NAMED SECOND TEAM ACADEMIC ALL-AMERICAN**

DE Anthony Nelson was named to the Google Cloud Academic America second team. The announcement was made Dec. 10 by the College Sports Information Directors of America (CoSIDA).

Nelson was a first team Academic All-American in 2017. He is also a member of Iowa's 2018 Leadership Group.

Nelson is a graduate of Waukee (Iowa) High School. He earned Academic All-Big Ten honors in 2016 and 2017 and 2018. He is an accounting major with a 3.86 grade-point average (on a 4.0 scale).

In the last 20 seasons, under Iowa head coach Kirk Ferentz, 27 Iowa football student-athletes have combined to earn academic All-District and All-America recognition on 50 occasions.

**BIG TEN PERFECTION**

University of Iowa head coach Kirk Ferentz has twice navigated the Big Ten regular season schedule with an undefeated record. The Hawkeyes were 8-0 in 2002 and shared the Big Ten championship with Ohio State. The Hawkeyes were 8-0 in 2015, winning the Big Ten West Division title.

Since 1954, when the conference schedule expanded to seven games, only six Big Ten coaches, including Ferentz, have multiple undefeated Big Ten seasons.

Coach (School)	Record	Year
Duffy Daugherty (MSU)	7-0	1965
Duffy Daugherty (MSU)	7-0	1966
<b>Kirk Ferentz (Iowa)</b>	<b>8-0</b>	<b>2002</b>
<b>Kirk Ferentz (Iowa)</b>	<b>8-0</b>	<b>2015</b>
Woody Hayes (OSU)	7-0	1954
Woody Hayes (OSU)	7-0	1957
Woody Hayes (OSU)	7-0	1968
Woody Hayes (OSU)	7-0	1970
Woody Hayes (OSU)	8-0	1975
Urban Meyer (OSU)	8-0	2012
Urban Meyer (OSU)	8-0	2013
Urban Meyer (OSU)	8-0	2014
Bo Schembechler (Michigan)	8-0	1971
Bo Schembechler (Michigan)	8-0	1980
Bo Schembechler (Michigan)	8-0	1989
Jim Tressel (OSU)	8-0	2002
Jim Tressel (OSU)	8-0	2006



## CAREER PASSING TOUCHDOWNS

	Name	Career	Years	Single-Season
1.	Chuck Long	74	1981-85	27-1985
2.	Drew Tate	61	2003-06	22-2005
3.	Ricky Stanzi	56	2007-10	25-2010
4.	Nate Stanley	52	2016-pr.	26-2017
5.	Matt Sherman	43	1994-97	14-1995

## CAREER PASSING YARDS

	Name	Yards	Years
1.	Chuck Long	10,461	1981-85
2.	Drew Tate	8,292	2003-06
3.	Ricky Stanzi	7,377	2007-10
4.	Chuck Hartlieb	6,934	1986-88
5.	Matt Rodgers	6,725	1988-91
6.	Matt Sherman	6,399	1994-97
7.	James Vandenberg	5,786	2009-12
8.	C.J. Beathard	5,562	2013-16
9.	Nate Stanley	5,351	2016-pr.
10.	Jake Rudock	4,819	2012-14

## CAREER SCORING

	Name	Points	Years
1.	Nate Kaeding	373	2000-03
2.	Mike Meyer	324	2010-13
3.	Rob Houghtlin	290	1985-87
4.	Tom Nichol	277	1981-84
5.	Kyle Schlicher	260	2004-06
6.	Tavian Banks	218	1994-97
	Zach Bromert	218	1995-98
8.	Sedrick Shaw	214	1993-96
	Jeff Skillett	214	1988-91
10.	Akrum Wadley	210	2014-17
12.	Tim Dwight	192	1994-97
	Ronnie Harmon	192	1982-85
14.	Miguel Recinos	180	2015-18
15.	Marshall Koehn	170	2012-15

## CAREER TOTAL OFFENSE

	Name	Rush	Pass	Yards
1.	Chuck Long	(-207)	10,461	10,254
2.	Drew Tate	135	8,292	8,427
3.	Ricky Stanzi	(-4)	7,377	7,373
4.	Matt Rodgers	130	6,725	6,855
5.	Chuck Hartlieb	(-364)	6,934	6,570
6.	C.J. Beathard	429	5,562	5,991
7.	Matt Sherman	(-451)	6,399	5,948
8.	James Vandenberg	67	5,786	5,853
9.	Nate Stanley	(-111)	5,351	5,240
10.	Jake Rudock	394	4,819	5,213

TIGERHAWK ADDED TO WATER TOWER

For the second time in as many years, a Tigerhawk has found a home at Kinnick Stadium. In June 2018, a Tigerhawk logo and block IOWA lettering were added to the water tower that sits outside the northeast corner of Kinnick Stadium.

The Tigerhawk faces southwest, overlooking Kinnick Stadium, and stretches 24 feet wide and measures 15 feet, 5.75 inches in height. The block IOWA lettering is on the northwest side of the water tower and measures 24 feet by 9 1/8 feet. The height of the water tower tank is 70 feet.

The images were added one year after a Tigerhawk logo was placed at midfield at Kinnick Stadium.

SPREAD THE WEALTH

For just the second time in school history, five Hawkeyes had a receiving touchdown in a single game (Oct. 13 at Indiana). QB Nate Stanley threw a career-best six touchdowns against the Hoosiers, to five different players (Hockenson x2, Fant, Easley, Young, Kelly). The only other time five different players had a receiving touchdowns in a single game was the 1984 Freedom Bowl – QB Chuck Long threw six touchdowns to five different players (Hayes x2, Smith, Happel, Helverson, Flagg).

In addition to combining for three receiving touchdowns against the Hoosiers, TE Noah Fant (4-102) and TE T.J. Hockenson (4-107) both had 100-yard receiving games Week 6 at Indiana. It is the first time two Hawkeyes had 100 yards receiving in the same game since 2011 (vs. Pitt: K. Davis 10-129, M. McNutt 8-112).

IN THE RANKINGS

Iowa was 1-2 against teams ranked in the AP Top 25. The Hawkeyes fell to No. 18 Wisconsin, 27-17, on Sept. 22, lost, 30-24, on Oct. 27 at No. 17 Penn State, and defeated No. 18 Mississippi State, 27-22, on Jan. 1 at the 2019 Outback Bowl.

These are Iowa's most recent wins versus nationally-ranked opponents:

**Home:** 55-24 over #3 Ohio State, 11/4/17  
40-10 over #15 Nebraska, 11/25/16

**Road:** 14-13 over #2 Michigan, 11/12/16  
40-10 over #20 Northwestern, 10/17/15

10-6 over #18 Wisconsin, 10/3/15  
38-28 over #24 Michigan, 10/16/10  
**Neutral:** 27-22 over #18 Mississippi State, Outback Bowl, 1/1/19  
27-24 over #12 Missouri, Insight Bowl, 12/28/10  
24-14 over #9 Georgia Tech, Orange Bowl, 1/5/10

## TRUE FRESHMEN STARTERS SINCE 1999

Since 1999, Kirk Ferentz's first year as Iowa head coach, 24 true freshmen have started for the Hawkeyes.

2018 Riley Moss, CB (6 games)	2010 Marcus Coker, RB (2 Games)
2018 Julius Brents, CB (5 games)	2010 James Morris, LB (4 Games)
2017 Matt Hankins, FS (2 games)	2009 Brandon Wegher, RB (2 Games)
2017 Ihmir Smith-Marsette, WR (3 games)	2007 Bryan Bulaga, LG (5 games)
2017 Tristan Wirfs, OL (7 RT, 1 LT)	2006 Dominique Douglas, WR (11 Games)
2016 Manny Rugamba, CB (3 Games)	2006 A.J. Edds, LB (1 Game)
2015 Jerminic Smith, WR (2 Games)	2003 Mike Jones, LG (7 Games)
2015 James Daniels, LG (2 Games)	2003 Champ Davis, FB (1 Game)
2013 Matt VandeBerg, WR (2 Games)	2000 Benny Sapp, CB (8 Games)
2013 Desmond King, CB (12 Games)	2000 Bob Sanders, SS (4 Games)
2012 Greg Garmon, RB (1 Game)	2000 Jonathan Babineaux, FB (3 Games)
2011 Jordan Canzeri, RB (1 Game)	1999 Fred Barr, LB (6 Games)





**OVERALL WINS****(all games played as member of B1G)**

	Coach, Team	Wins	Seasons	Years
1.	Woody Hayes, OSU	205	28	1951-78
2.	Amos Alonzo Stagg, CHI	199	37	1896-32
3.	Bo Schembechler, MICH	194	21	1969-89
4.	Joe Paterno, PSU	162	19	1993-11
5.	<b>Kirk Ferentz, IOWA</b>	<b>152</b>	<b>20</b>	<b>1999-pr.</b>
6.	Hayden Fry, IOWA	143	20	1979-98
7.	Henry Williams, MINN	136	22	1900-21
8.	Robert Zuppke, ILL	131	29	1913-41
9.	Lloyd Carr, MICH	122	13	1995-07
10.	Barry Alvarez, WIS	119	18	1990-05

**BIG TEN CONFERENCE WINS**

	Coach, Team	Wins	Seasons	Years
1.	Woody Hayes, OSU	153	28	1951-78
2.	Bo Schembechler, MICH	143	21	1969-89
3.	Amos Alonzo Stagg, CHI	115	37	1896-32
4.	Hayden Fry, IOWA	96	20	1979-98
5.	Joe Paterno, PSU	95	19	1993-11
6.	<b>Kirk Ferentz, IOWA</b>	<b>91</b>	<b>20</b>	<b>1999-pr.</b>
7.	Lloyd Carr, MICH	81	13	1995-07
8.	Robert Zuppke, ILL	76	29	1913-41
9.	Duffy Daugherty, MSU	72	19	1954-72
10.	John Cooper	70	13	1988-00

**HAWKEYES UNDER FERENTZ**

Overall .....	152-101
vs. ranked teams .....	27-43
vs. unranked teams .....	124-58
vs. Big Ten teams .....	91-73
vs. Big Ten teams (home).....	50-28
vs. Big Ten teams (away).....	41-44
vs. Big Ten teams (neutral) .....	0-1
When rushing for 150 yards or more .....	98-17
When rushing for 200 yards or more .....	62-6
When passing for 250 yards or more .....	45-23
When passing for 300 yards or more .....	14-8
When Iowa player rushes for 100 yards .....	88-25
When opponent has 100-yard rusher .....	22-45
When opponent has 300-yard passer .....	16-13
When scoring 30 points or more.....	85-9
When scoring 20 points or more.....	116-41
When opponent scores 25 points or more.....	19-62
When holding opponent to 10 pts or less .....	59-1
When Iowa scores first .....	113-33
When Iowa leads at halftime.....	123-26
When Iowa trails at halftime .....	22-70
When game is tied at halftime .....	8-5
When Iowa leads after 3 quarters .....	129-18
When Iowa trails after 3 quarters.....	16-77
When game is tied after 3 quarters.....	7-6
Games decided by 11 points or more .....	89-35
Games decided by 10 points or less .....	52-56
Games decided by 7 points or less .....	41-51
Games decided by 3 points or less .....	19-32
When Iowa has a positive turnover margin ...	91-23
When opponent has a positive turnover margin ...	23-55
When the turnover margin is equal .....	34-22
When returning a punt/kickoff for a score .....	10-6
Overtime games .....	7-5
When temperature is 50 degrees or above.....	103-73
When temperature is below 50 degrees .....	46-25
When temperature is over 90 degrees.....	4-4
When raining:.....	12-9

**STANLEY EARNS CONFERENCE AND NATIONAL RECOGNITION**

QB Nate Stanley earned recognition from five Big Ten and national organizations following Iowa's 42-16 win at Indiana on Oct. 13. He was named Big Ten Conference Co-Offensive Player of the Week, Big Ten Offensive Player of the Week by collegesportsmadness.com, Walter Camp national Offensive Player of the Week, CFPA National Player of the Week, and national Quarterback of the Week by Davey O'Brien Award and Manning awards.

Stanley completed 21-of-32 pass attempts against Indiana for 320 yards and six touchdowns. The scoring strikes covered 9, 28, 12, 11, 54, and 4 yards, and included five different receivers.

The six touchdowns tie Chuck Long for the second most in single-game history at Iowa. Long twice threw six touchdowns in a game, while the school record is seven (Chuck Hartlieb versus Northwestern, 1987).

Stanley threw 14 touchdowns between Weeks 3-6, which tied for the most ever over a four-game stretch in school history (Long, 1985).

**A.J. EPESENA EARNS CONFERENCE PLAYER OF THE WEEK HONORS**

DE A.J. Epenesa was named Big Ten Conference Co-Defensive Player of the Week following Iowa's 63-0 win at Illinois on Nov. 17. Epenesa recorded a career-high eight tackles, 3.5 tackles for loss, 1.5 sacks, one pass break-up, forced and recovered one fumble, and added a QB pressure to go with a blocked punt he recovered and returned for a touchdown.

In a two minute span in the second quarter at Illinois, Epenesa forced a fumble, recovered a fumble, scored a touchdown (19 yards, first of his career), recorded a sack, and blocked a punt. Iowa scored on its first play following the blocked punt. The touchdowns were 1 minute, 59 seconds apart.

The honor was the second weekly honor for Epenesa, who was also recognized by the Big Ten for his play in Iowa's win over Iowa State. He recorded a career-best two sacks against Iowa State, causing a fourth quarter fumble that was recovered by teammate Chauncey Golston. Epenesa had five tackles in the game, and added a pass break-up.

**NELSON EARNS B1G PLAYER OF THE WEEK HONORS**

DE Anthony Nelson earned a pair of Big Ten Defensive Player of the Week honors, most recently following Iowa's 31-28 win over Nebraska. Nelson recorded a career-high eight tackles against the Huskers, including three solo stops and five assists. He added two sacks, one pass break-up and one QB pressure.

Nelson earned his first weekly conference honor following a three-sack performance in Iowa's 48-31 win at Minnesota on Oct. 6. Nelson matched his career-high with three sacks at Minnesota, all in the first half. He recorded four solo tackles and one assist.

Nelson has three career Big Ten Players of the Week honors. He was named Freshman of the Week for his play in a 2016 win over Miami, Ohio.

**MOSS EARNS B1G FRESHMAN OF THE WEEK HONOR**

DB Riley Moss was named Freshman of the Week after recording a pair of interceptions in Iowa's 48-31 win at Minnesota on Oct. 6. The conference weekly honor is the first of his career.

Moss joined the Hawkeye program as a walk-on from Centennial High School in Ankeny, Iowa, and played primarily on special teams in Iowa's first four games. Moss started for the first time at Minnesota and responded with four solo tackles and one assist, to go with two interceptions. He collected his first career theft in the end zone late in the second period. His second interception and 36-yard return led to a Hawkeye field goal and a 41-24 advantage in the fourth quarter.



## CAPTAINS BY WEEK

Northern Illinois	___	Gervase, Hesse, Ross, Stanley
Iowa State	___	Hesse, Render, Ross, Stanley
Northern Iowa	___	Hesse, Nelson, Ross, Stanley
Wisconsin	___	Hesse, Render, Ross, Stanley
at Minnesota	___	Hesse, Render, Ross, Stanley
at Indiana	___	Gervase, Hesse, Ross, Stanley
Maryland	___	Gervase, Hesse, Render, Stanley
at Penn State	___	Gervase, Hesse, Render, Stanley
at Purdue	___	Gervase, Hesse, Render, Stanley
Northwestern	___	Gervase, Hesse, Render, Stanley
at Illinois	___	Gervase, Hesse, Render, Stanley
Nebraska	___	Gervase, Hesse, Render, Stanley
Miss State	___	Gervase, Hesse, Render, Stanley

## CONSECUTIVE GAMES, NOT SHUTOUT

School	Games	Last Shutout
Nebraska	279	Sept. 21, 1996
	(26-0 at Arizona State)	
<b>IOWA</b>	<b>219</b>	<b>Oct. 14, 2000</b>
	(31-0 at Illinois)	
Indiana	207	Oct. 14, 2000
	(58-0 at Michigan)	
Penn State	207	Oct. 6, 2001
	(20-0 vs. Michigan)	
Purdue	65	Nov. 2, 2013
	(56-0 vs. Ohio State)	
Michigan	61	Sept. 6, 2014
	(31-0 at Notre Dame)	
Wisconsin	53	Dec. 6, 2014
	(59-0 vs. Ohio State)	
Northwestern	46	Oct. 10, 2015
	(38-0 at Michigan)	
Michigan State	37	Dec. 31, 2015
	(38-0 vs. Alabama, CFP Semifinal)	
Ohio State	28	Dec. 31, 2016
	(31-0 vs. Clemson, CFP Semifinal)	
Rutgers	20	Sept. 30, 2017
	(56-0 vs. Ohio State)	
Minnesota	13	Nov. 25, 2017
	(31-0 vs. Wisconsin)	
Maryland	5	Oct. 20, 2018
	(23-0 at Iowa)	
Illinois	1	Nov. 17, 2018
	(63-0 vs. Iowa)	

## INSTANT REPLAY

Game (Rvs)	Reviewed Play (Confirmed/Reversed)
NIU (2)	NIU first-down reception (confirmed) Non-NIU safety (reversed)
ISU (4)	Iowa fumble (reversed) Iowa short of line to gain (confirmed) Iowa short of line to gain (overruled) ISU lost fumble (confirmed)
UNI (1)	Iowa incomplete pass (confirmed)
WIS (2)	Iowa short of line to gain (confirmed) Iowa player down by contact (reversed)
MINN (1)	Iowa targeting penalty (confirmed)
IND (3)	Indiana incomplete pass (confirmed) Iowa TD reception (confirmed) Indiana short of line to gain (confirmed)
MD (1)	Iowa TD reception (confirmed)
PSU (2)	Penn State rushing TD (confirmed) Iowa reception (reversed)
PUR (1)	Iowa rushing TD (confirmed)
NW (3)	Iowa first down (confirmed) Iowa incomplete pass (reversed) Northwestern TD catch (confirmed)
ILL (2)	Illinois incomplete pass (confirmed) Iowa touchdown run (confirmed)
NEB (1)	Nebraska player down prior to fumble (confirmed)
MSU (3)	MSU targeting (confirmed) MSU incomplete forward pass (confirmed) Iowa receiving touchdown (confirmed)

## IOWA LEADERSHIP GROUP

The University of Iowa football program had 12 players among its 2018 Leadership Group. The group includes six seniors, five juniors, and one sophomore. The Leadership Group votes on the weekly game day captains, is involved in team decision-making throughout the season, and provides feedback to the head coach. Players were selected by team vote.

The group consists of seniors WR Nick Easley, DB Jake Gervase, DE Parker Hesse, LB Aaron Mends, DL Matt Nelson, and OL Keegan Renders, juniors DB Amani Hooker, LB Amani Jones, DL Anthony Nelson, FB Brady Ross, and QB Nate Stanley, and sophomore RB Toren Young.

## BACK ON CAMPUS

Four former players were on the University of Iowa football staff in 2018. Brian Ferentz, a three-year letterman from 2003-05, is in his seventh year on staff, his second as offensive coordinator.

LeVar Woods, a three-year letterman from 1998-2000, enters his 11th year on the Iowa staff. Woods was named Special Teams Coordinator in 2017. He coached tight ends from 2015-17 and linebackers from 2012-14. He rejoined the program as an administrative assistant in 2008.

Kelvin Bell joined the Iowa program as a defensive lineman in 2000, but had his career cut short due to injury. He returned to the program as a graduate assistant and served as director of on-campus recruiting from 2012-13, before being named recruiting coordinator and defensive assistant coach in February, 2016.

Broderick Binns, a four-year letterman from 2008-11, was named director of player development in April, 2016. Binns previously served as a graduate assistant in 2014 and 2015, working with Hawkeye special teams.

## HAWKEYE LEGACIES

Iowa had six players on its 2018 roster whose father played for the Hawkeyes: TE Drew Cook (Marv in 1985-88), DL A.J. Epenesa (Epenesa in 1997), WR Henry Marchese (John in 1985), DE Anthony Nelson and DE Nathan Nelson (Jeff in 1990-92), and QB Ryan Schmidt (Rick 1984-85).

Iowa has four sets of the brothers on the team: DL Jack Kallenberger and OL Mark Kallenberger, DL Anthony Nelson and DL Nathan Nelson, OL Landan Paulsen and OL Levi Paulsen, and TE Ben Subbert and LS Jackson Subbert.

Iowa has two players whose brothers played at Iowa: LB Nick Niemann (Ben in 2014-17) and DL Brady Reiff (Riley in 2008-11). Both older brothers are currently playing in the NFL.

LS Austin Spiewak is the grandson of Gary Grouwink, who played for Iowa in the 1957 and 1959 Rose Bowl Games.

OL Trey Winters is the son of James Winters, a former All-Big Ten basketball player who led the Hawkeyes in scoring in 1994.

LB Dillon Doyle is the son of head strength and conditioning coach Chris Doyle.

## SEEING DOUBLE

Junior offensive linemen Landan and Levi Paulsen are the sixth set of twins to play football at the University of Iowa. The offensive linemen from Woodbury High School in Northwest Iowa join the company of Leo and Lloyd Jensvold (1929-30), Harold and Herbert Shoener (1946-47), Kent and Kevin Ellis (1977-80), Aaron and Evan Kooiker (1992), and Shane and Shaun Prater (2008).

The last brothers to start in the same game for the Hawkeyes were James and LeShun Daniels. James was Iowa's starting center in the 2016 season opener against Miami (Ohio), and LeShun was Iowa's starting running back.

The last twins to start for the Hawkeyes were SS Kent Ellis and CB Kevin Ellis in 1980.



## 2018 HONORS

**Shawn Beyer**

Academic All-Big Ten

**Sam Brincks**

Academic All-Big Ten

Brett Greenwood Award, defense

**Drew Cook**

Academic All-Big Ten

**Colton Dinsdale**

Team Leader Award, defense

**Nick Easley**

Outback Bowl MVP

Brett Greenwood Award, offense

**A.J. Epenesa**

One of five finalists for Polynesian Player of the Year

First-team All-Big Ten by league media

Second-team All-Big Ten by league coaches

Second-team All-Big Ten by Associated Press

Coaches Appreciation Award, defense

Big Ten Co-Defensive Player of the Week vs. Illinois

Big Ten Co-Defensive Player of the Week vs. Iowa State

Big Ten Defensive Player of the Week vs. Iowa State by collegesports-madness.com

Polynesian College Player of the Year Award Watch List

Preseason fourth-team All-Big Ten by Athlon Sports

**Noah Fant**

Third-team AP All-American

First-team All-Big Ten by league coaches

Second-team All-Big Ten by league media

Second-team All-Big Ten by Associated Press

Co-Mackey Award Player of the Week vs. Indiana

Walter Camp Player of the Year Preseason Watch List

Mackey Award Semifinalist

Mackey Award Preseason Watch List

Big Ten Conference Preseason Watch List

Preseason first-team All-America by Associated Press

Preseason first-team All-America by ESPN.com

Preseason first-team All-America by NFLDraftScout.com

Preseason first-team All-America by Sporting News

Preseason first-team All-America by Athlon Sports

Preseason first-team All-Big Ten by NFLDraftScout.com

**Noah Feldman**

Academic All-Big Ten

**Dalton Ferguson**

Comeback Player of the Year

**Jake Gervase**

Academic All-Big Ten

Honorable Mention All-Big Ten by league media and coaches

Permanent Team Captain, defense

Hayden Fry Award, defense

Brett Greenwood Award, defense

**Chauncey Golston**

Team Hustle Award, defense

**Kyle Groeneweg**

Academic All-Big Ten

Reggie Roby Special Teams Award, overall

Team Hustle Award, offense

**FIND THE NFL-ER**

The Hawkeyes have had NFL talent on their offensive line in each of Kirk Ferentz's 19 completed seasons. Seventeen Iowa offensive linemen have been selected in the NFL Draft, including four in the first round. Former Hawkeye linemen under Ferentz have combined for nine Pro Bowl appearances. Below is a list of players, by year, that played on the Hawkeyes' offensive line prior to joining the NFL.

Year	Player	NFL Service	Year	Player	NFL Service
1999	Bruce Nelson	2003-05	2008	Bryan Bulaga	2010-pr.
1999	Eric Steinbach	2003-11	2008	Kyle Calloway	2010
2000	Sam Aiello	2004	2008	Seth Olsen	2009-12
2000	Robert Gallery	2004-11	2008	Julian Vandervelde	2011-16
2000	Bruce Nelson	2003-05	2009	Bryan Bulaga	2010-pr.
2000	David Porter	2003-04	2009	Kyle Calloway	2010
2000	Eric Steinbach	2003-11	2009	Adam Gettis	2012-pr.
2001	Robert Gallery	2004-11	2009	Riley Reiff	2012-pr.
2001	Bruce Nelson	2003-05	2009	Julian Vandervelde	2011-16
2001	David Porter	2003-04	2010	James Ferentz	2014-pr.
2001	Eric Steinbach	2003-11	2010	Adam Gettis	2012-pr.
2002	Robert Gallery	2004-11	2010	Riley Reiff	2012-pr.
2002	Bruce Nelson	2003-05	2010	Julian Vandervelde	2011-16
2002	David Porter	2003-04	2010	Markus Zusevics	2012-13
2002	Eric Steinbach	2003-11	2011	James Ferentz	2014-pr.
2003	Sam Aiello	2004	2011	Adam Gettis	2012-pr.
2003	Brian Ferentz	2007	2011	Riley Reiff	2012-pr.
2003	Robert Gallery	2004-11	2011	Brandon Scherff	2015-pr.
2003	Mike Jones	2007-08	2011	Matt Tobin	2013-pr.
2003	Pete McMahon	2005-06	2011	Markus Zusevics	2012-13
2003	Eric Rothwell	2004	2012	Connor Boffeli	2014-15
2004	Mike Elgin	2007-08	2012	James Ferentz	2014-pr.
2004	Brian Ferentz	2007	2012	Austin Blythe	2016-pr.
2004	Mike Jones	2007-08	2012	Andrew Donnal	2015-pr.
2004	Pete McMahon	2005-06	2012	Brandon Scherff	2015-pr.
2005	Mike Elgin	2007-08	2012	Matt Tobin	2013-pr.
2005	Brian Ferentz	2007	2013	Austin Blythe	2016-pr.
2005	Mike Jones	2007-08	2013	Connor Boffeli	2014-15
2005	Seth Olsen	2009-12	2013	Brandon Scherff	2015-pr.
2005	Marshal Yanda	2007-pr.	2014	Austin Blythe	2016-pr.
2006	Mike Elgin	2007-08	2014	Andrew Donnal	2015-pr.
2006	Mike Jones	2007-08	2014	Brandon Scherff	2015-pr.
2006	Seth Olsen	2009-12	2015	Austin Blythe	2016-pr.
2006	Marshal Yanda	2007-pr.	2015	Cole Croston	2017-pr.
2007	Bryan Bulaga	2010-pr.	2015	James Daniels	2018-pr.
2007	Kyle Calloway	2010	2016	Cole Croston	2017-pr.
2007	Seth Olsen	2009-12	2016	James Daniels	2018-pr.
2007	Julian Vandervelde	2011-16	2017	James Daniels	2018-pr.
2008	Rob Bruggeman	2009-11	2017	Ike Boettger	2018-pr.





## 2018 HONORS

**Parker Hesse**

Academic All-Big Ten  
Big Ten Conference Sportsmanship Award  
Honorable mention All-Big Ten by league media  
Permanent Team Captain, defense  
Hayden Fry Award, defense  
Forest Evashevski Scholastic Achievement Award  
Coaches Appreciation Award, defense  
Iron Hawk Award  
Team Hustle Award, defense  
Semifinalist for William V. Campbell Award  
Named to Allstate AFCA Good Works Team  
Preseason fourth-team All-Big Ten by Athlon Sports

**Jack Hockaday**

Next Man In Award, defense

**T.J. Hockenson**

John Mackey Award Recipient  
Ozzie Newsome Award, presented by Touchdown Club of Columbus  
Second-team AP All-American  
Second team All-America by Walter Camp  
Second team All-America by Football Writers  
Kwalick-Clark Big Ten Tight End of the Year  
Academic All-Big Ten  
First-team All-Big Ten by league media  
First-team All-Big Ten by Associated Press  
Second-team All-Big Ten by league coaches  
Roy Carver Most Valuable Player, offense  
Team Hustle Award, offense  
Co-Mackey Award Player of the Week vs. Indiana  
Mackey Award Preseason Watch List

**Amani Hooker**

Tatum-Woodson Big Ten Defensive Back of the Year  
Second-team AP All-American  
First-team All-Big Ten by league coaches and media  
First-team All-Big Ten by Associated Press  
Roy Carver Most Valuable Player, defense  
Coaches Appreciation Award, defense

**Alaric Jackson**

Second-team All-Big Ten by league coaches and media  
Second-team All-Big Ten by Associated Press

**Garret Jansen**

Academic All-Big Ten

**Amani Jones**

Coaches Appreciation Award, special teams

**Mark Kallenberger**

Academic All-Big Ten

**Austin Kelly**

Academic All-Big Ten  
Next Man In Award, offense

**Jack Koerner**

Academic All-Big Ten

**Joe Ludwig**

Academic All-Big Ten

**John Milani**

Academic All-Big Ten  
Coaches Appreciation Award, special teams

**Riley Moss**

Big Ten Freshman of the Week vs. Minnesota

IOWA PROGRAM NOTES

- The Hawkeyes have earned bowl eligibility in 17 of the last 18 seasons. Iowa is 8-8 in bowl games since 2001. Only Ohio State (9) and Wisconsin (8) have more bowl wins among Big Ten teams since 2001. The Hawkeyes are 16-15-1 in 32 bowl game appearances. Iowa has won five January Bowl games under Ferentz.
- Iowa won nine games in 2018. It marked the 15th time in school history Iowa finished the season with nine or more wins (six times under Ferentz).
- Iowa is the only school to have two head football coaches since 1979. Hayden Fry took over prior to the 1979 season and coached through the 1998 season, posting a record of 143-89-6. Current coach Kirk Ferentz (152-101) replaced Fry and completed his 20th season in 2018. Ferentz also served as Iowa's offensive line coach from 1981-89 under Fry.
- Iowa played in the Big Ten title game for the first time in program history on Dec. 5, 2015. Iowa earned Big Ten Conference championships in 2002 and 2004 and placed second in 2009. Iowa (8-0, 2002; 8-0, 2015) is one of three Big Ten teams to post a perfect mark in conference play since 1998 (BCS era), joining Michigan State (1) and Ohio State (5).
- Iowa has ranked in the top 10 in the final Associated Press and CNN/USA Today coaches polls five times since 2002, including a ranking of seventh in both polls at the conclusion of the 2009 season. Iowa ranked eighth in 2002, 2003 and 2004. The Hawkeyes finished 2015 ranked ninth in the AP poll and 10th in the USA Today Coaches Poll. In the Big Ten, only Ohio State has more top 10 finishes since 2002.
- Since 1936 when the first AP poll was released, Iowa has appeared in the poll 317 times, the fifth highest total in the Big Ten (Ohio State, Michigan, Wisconsin, and MSU). Iowa has been the top-ranked team in the country 11 times.
- Iowa set a school record with 12 wins in 2015. The Hawkeyes won 11 games in 2002 (11-2), and 2009 (11-2). In 2009, Iowa started 9-0 and won 10 regular season games for just the fourth time in school history. Iowa won 10 or more games in three consecutive years (2002-04) for the first time in school history.
- Kirk Ferentz has been named Big Ten Coach of the Year four times (2002, 2004, 2009, 2015) and was named National Coach of the Year in 2002 and 2015. Only Michigan's Bo Schembechler (6) has more conference coach of the year honors. Iowa's Hayden Fry and Penn State's Joe Paterno both won the award three times.
- Iowa has had 10 individual national award winners under head coach Kirk Ferentz. They include Brad Banks (2002 Davey O'Brien, Top Quarterback; 2002 Associated Press National Player of the Year); Dallas Clark (2002 Mackey, Top Tight End); Nate Kaeding (2002 Groza, Top Kicker); Robert Gallery (2003 Outland, Top Lineman); Shonn Greene (2008 Doak Walker, Top Running Back); Brandon Scherff (2014 Outland, Top Lineman), Desmond King (2015 Jim Thorpe), Josey Jewell (2017 Lott IMPACT), T.J. Hockenson (2018, Mackey, Top Tight End).
- Iowa's offensive line earned the Joe Moore Award in 2016, an honor bestowed upon the top offensive line unit in the country.
- Iowa's football record in the 2000 decade was 80-45 (.640), a record that ranks as the best decade in Iowa football history, based on total wins. Iowa posted a record of 77-40-4 (.652) during the 1980's and the Hawkeyes were 62-53-2 (.538) in the 1990's. Iowa is 69-46 (.596) since 2010.



## 2018 HONORS

**Anthony Nelson**

Academic All-Big Ten  
 Second-team All-Big Ten by league media  
 Third-team All-Big Ten by league coaches  
 CoSIDA Academic All-America All-District team  
 Team Hustle Award, defense  
 Big Ten Co-Defensive Player of the Week vs. Nebraska  
 Big Ten Defensive Player of the Week vs. Minnesota  
 Ted Hendricks Award Preseason Watch List  
 Nagurski Trophy Preseason Watch List  
 Bednarik Trophy Preseason Watch List  
 Lott IMPACT Trophy preseason Watch List  
 Preseason second-team All-Big Ten by Athlon Sports

**Matt Nelson**

Academic All-Big Ten  
 Honorable mention All-Big Ten by league coaches and media  
 Comeback Player of the Year  
 Team Hustle Award, defense

**Nick Niemann**

Academic All-Big Ten

**Landan Paulsen**

Academic All-Big Ten

**Levi Paulsen**

Academic All-Big Ten

**Monte Pottebaum**

Team Leader Award, offense

**Colten Rastetter**

Academic All-Big Ten  
 Ray Guy Award Watch List

**Miguel Recinos**

Academic All-Big Ten  
 Brett Greenwood Award, special teams  
 Reggie Roby Special Teams Award, specialist  
 Honorable mention All-Big Ten by league coaches and media  
 Preseason third-team All-Big Ten by Athlon Sports

**Brady Reiff**

Academic All-Big Ten

**Keegan Render**

Third-team All-Big Ten by league media  
 Honorable mention All-Big Ten by league coaches  
 Permanent Team Captain, offense  
 Hayden Fry Award, offense  
 Rimington Trophy Preseason Watch List  
 Preseason third-team All-Big Ten by Athlon Sports

**Ross Reynolds**

Second-team All-Big Ten by league coaches  
 Second-team All-Big Ten by Associated Press  
 Third-team All-Big Ten by league media  
 Coaches Appreciation Award, offense

**Terry Roberts**

Team Leader Award, special teams

**Brady Ross**

Academic All-Big Ten

**Ryan Schmidt**

Academic All-Big Ten  
 Team Leader Award, offense

**Austin Schulte**

Team Leader Award, defense

IOWA FOOTBALL AND THE NFL

- The Hawkeyes have had 170 former players in the NFL since 1999, Kirk Ferentz's first year as head coach (66 draft picks/104 free agents).
- At least one Iowa Hawkeye has been selected in every NFL Draft since 1978. Iowa's streak of 41 consecutive years with at least one selection ties as the seventh longest among all programs.
- DB Micah Hyde (Buffalo), DL Mike Daniels (Green Bay), and OL Brandon Scherff (Washington) were named to the 2018 NFL Pro Bowl.
- Over the past 16 years, 143-of-165 (89 percent) of Iowa's senior starters have been drafted in the NFL or signed NFL free agent contracts.
- Over the past 11 years, Iowa has had 40 NFL Draft picks, tied for third most in the Big Ten -- Ohio State (63), Wisconsin (41), and Michigan (40). Since 2010, Iowa has had 33 players drafted in the NFL, tied for second most in the Big Ten -- Ohio State (53), Penn State (33), and Wisconsin (33).
- Iowa has had four first round picks in the last nine NFL drafts -- OL Bryan Bulaga, 2010; DE Adrian Clayborn, 2011; OL Riley Reiff, 2012; OL Brandon Scherff, 2015.
- Iowa had six players drafted in the 2012 NFL Draft, which tied for the most in the Big Ten and tied for fourth in the country.
- Former Hawkeye Marshal Yanda (Baltimore OL) is a six-time Pro Bowler (2011-16) and was named NFL All-Pro in 2012, 2013, 2014, 2015, and 2016.
- In NFL 2011 regular season statistics, former Hawkeye linebackers Chad Greenway (Minnesota) and Pat Angerer (Indianapolis) finished third and fourth, respectively, in tackles. Greenway was named to the Pro Bowl in 2012 and 2013.
- Three former Hawkeyes were involved in the 2012 Super Bowl. DB Tyler Sash played for the Super Bowl champion New York Giants, while LB Jeff Tarpinian was on the injured reserve roster of the New England Patriots. Former Iowa center Brian Ferentz, now is his sixth year on staff and first as Iowa's offensive coordinator, was New England's tight ends coach.
- Former Iowa DB Sean Considine and OL Marshal Yanda won Super Bowl rings with the 2012 Baltimore Ravens in the 2013 Super Bowl.
- Former Iowa LB James Morris (injured reserve) earned a Super Bowl ring with the New England Patriots in 2015. Former TE Tony Moeaki played for the Seattle Seahawks in the same game.
- Former center James Ferentz was a member of the 2016 Super Bowl champion Denver Broncos.
- Former DT Jonathan Babineaux played for the Atlanta Falcons in Super Bowl LI. Former DE Adrian Clayborn and former DB Charles Godfrey were on the Atlanta injured reserve roster.
- Former OL Cole Croston was on the New England Patriots roster in Super Bowl LII. Former C James Ferentz and WR Riley McCarron were on the Patriots practice squad.
- Entering the 2018 season, every Iowa senior starting tight end (12) under Kirk Ferentz has been drafted in the NFL or made an NFL team. The NFL has employed 14 Iowa tight ends since 1999 (9 drafted/5 free agents).
- All 11 members of Iowa's starting defensive unit in 2008 were either drafted or signed to NFL free agent contracts following the draft.



## 2018 HONORS

**Bryce Schulte**

Academic All-Big Ten

**Caleb Shudak**

Academic All-Big Ten

**Brandon Smith**

Coaches Appreciation Award, offense

**Ihmir Smith-Marsette**

Rodgers-Dwight Big Ten Return Specialist of the Year

First-team All-Big Ten by league media (Return Specialist)

Second-team All-Big Ten by league coaches (Return Specialist)

Second-team All-Big Ten by Associated Press (All-Purpose)

Honorable mention All-Big Ten by league media (Wide Receiver)

Reggie Roby Special Teams Award, overall

**Nate Stanley**

Academic All-Big Ten

Permanent Team Captain, offense

Walter Camp National Offensive Player of the Week vs. Indiana

Manning Award National Quarterback of the Week vs. Indiana

Davey O'Brien Award National Quarterback of the Week vs. Indiana

Davey O'Brien Award "Great 8" recognition vs. Indiana  
National Player of the Week vs. Indiana by College Football Performance Awards

Big Ten Co-Offensive Player of the Week vs. Indiana

Big Ten Offensive Player of the week vs. Indiana by collegesportsmadness.com

Manning Award Preseason Watch List

Maxwell Award Preseason Watch List

**Jackson Subbert**

Academic All-Big Ten

**Geno Stone**

Honorable mention All-Big Ten by league media

Next Man In Award, defense

**Drew Thomas**

Academic All-Big Ten

**Mike Timm**

Team Leader Award, special teams

**Nate Vejvoda**

Academic All-Big Ten

**Kristian Welch**

Academic All-Big Ten

**Nate Wieting**

Academic All-Big Ten

**Tristan Wirfs**

Honorable mention All-Big Ten by league coaches and media

**Devonte Young**

Team Hustle Award, special teams

**Toren Young**

Academic All-Big Ten

Team Hustle Award, offense

**HAWKEYES AT NIGHT**

Iowa hosted two night games in 2018, defeating Northern Iowa and falling to Wisconsin. Iowa has hosted 18 night games in Kinnick Stadium's history, holding a 12-6 record in those contests. Below is a list of night games in Kinnick Stadium:

Date	Opponent	Result	Start Time
Sept. 5, 1992	#1 Miami, FL	L, 7-24	7 p.m.
Sept. 18, 1999	N. Illinois	W, 24-0	5:15 p.m.
Sept. 14, 2002	Iowa State	L, 33-36	5:05 p.m.
Sept. 20, 2003	#16 Arizona St.	W, 21-2	5:05 p.m.
Sept. 30, 2006	#1 Ohio State	L, 17-38	7:13 p.m.
Sept. 8, 2007	Syracuse	W, 35-0	7:07 p.m.
Oct. 10, 2009	Michigan	W, 30-28	7:12 p.m.
Oct. 2, 2010	#20 Penn State	W, 24-3	7:12 p.m.
Oct. 15, 2011	Northwestern	W, 41-31	6 p.m.
Oct. 20, 2012	Penn State	L, 14-38	7 p.m.
Sept. 19, 2015	Pittsburgh	W, 27-24	7:12 p.m.
Nov. 14, 2015	Minnesota	W, 40-35	7:12 p.m.
Sept. 10, 2016	Iowa State	W, 42-3	6:30 p.m.
Nov. 12, 2016	#2 Michigan	W, 14-13	7:12 p.m.
Sept. 23, 2017	#4 Penn State	L, 19-21	6:42 p.m.
Oct. 28, 2017	Minnesota	W, 17-10	5:35 p.m.
Sept. 15, 2018	Northern Iowa	W, 38-14	6:40 p.m.
Sept. 22, 2018	#18 Wisconsin	L, 17-28	7:35 p.m.







# IOWA FOOTBALL

31 Bowl Games    11 Big Ten Championships    27 Consensus All-Americans    14 CFB Hall of Fame Inductees

Date	Opponent	Score	Overall Record	Conference Record	Time	Attend
Sept. 1	Northern Illinois	W, 33-7	1-0	0-0	3:11	67,510
Sept. 8	\$ Iowa State	W, 13-3	2-0	0-0	3:12	69,250
Sept. 15	Northern Iowa	W, 38-14	3-0	0-0	3:06	69,250
Sept. 22	* #18/16 Wisconsin	L, 17-28	3-1	0-1	3:15	69,250
Oct. 6	*at Minnesota	W, 48-31	4-1	1-1	3:30	48,199
Oct. 13	*at Indiana	W, 42-16	5-1	2-1	3:16	40,512
Oct. 20	*Maryland	W, 23-0	6-1	3-1	2:49	69,250
Oct. 27	*at #17 Penn State	L, 24-30	6-2	3-2	3:42	105,244
Nov. 3	*at Purdue	L, 36-38	6-3	3-3	3:20	60,716
Nov. 10	*Northwestern	L, 10-14	6-4	3-4	3:16	66,493
Nov. 17	*at Illinois	W, 63-0	7-4	4-4	3:25	33,313
Nov. 23	*Nebraska	W, 31-28	8-4	5-4	3:13	65,299
Jan. 1	% vs. #18 Mississippi State	W, 27-22	9-4	5-4	3:25	40,518

\* -- Big Ten Conference game

\$ Iowa Corn Cy-Hawk Series

% 2019 Outback Bowl (Tampa, Fla.)

## ALL PURPOSE YARDS

All Purpose	g	rush	rcv	pr	kr	lr	total	avg/g
Smith-Marsette	12	71	361	0	707	0	1139	94.9
Sargent, Mekhi	13	745	156	0	0	0	901	69.3
Hockenson, T.J.	13	4	760	0	0	0	764	58.8
Young, Toren	13	637	27	0	0	0	664	51.1
Fant, Noah	12	1	519	0	0	0	520	43.3
Easley, Nick	13	7	494	0	0	0	501	38.5
Kelly-Martin, I.	9	341	78	0	0	0	419	46.6
Smith, Brandon	12	0	361	0	0	0	361	30.1
Groeneweg, Kyle	13	14	47	238	54	0	353	27.2
Hooker, Amani	13	0	0	9	0	60	69	5.3
Young, Devonte	13	0	0	0	64	0	64	4.9
Wieting, Nate	12	0	51	0	0	0	51	4.2
Gervase, Jake	13	0	0	0	0	50	50	3.8
Ross, Brady	6	20	28	0	0	0	48	8.0
Dafney, D.	10	0	19	26	0	0	45	4.5
Ojemudia, M.	13	0	0	0	0	38	38	2.9
Geil, Henry	2	37	0	0	0	0	37	18.5
Moss, Riley	13	0	0	0	0	36	36	2.8
Mansell, Peyton	5	31	0	0	0	0	31	6.2
Cooper, Max	7	9	15	0	0	0	24	3.4
Stone, Geno	13	0	0	0	0	24	24	1.8
Tracy, Tyrone	4	-1	22	0	0	0	21	5.2
Epenesa, A.J.	13	0	0	16	0	0	16	1.2
Welch, Kristian	12	0	0	0	0	15	15	1.2
Wirfs, Tristan	12	15	0	0	0	0	15	1.2
Kelly, Austin	13	9	4	0	0	0	13	1.0
Brincks, Sam	13	0	10	0	0	0	10	0.8
Niemann, Nick	11	0	0	7	0	0	7	0.6
Ragaini, Nico	3	0	7	0	0	0	7	2.3
Golston, C	13	0	0	0	0	4	4	0.3
Ludwig, Joe	6	0	0	0	-5	0	-5	-0.8
Stanley, Nate	13	4	-13	0	0	0	-9	-0.7
Team	6	-15	0	0	0	0	-15	-2.5
Total	13	1929	2946	296	820	227	6218	478.3
Opponents	13	1424	2393	94	411	182	4504	346.5



IOWA HAWKEYE FOOTBALL  
IOWA Overall Team Statistics (as of Jan 07, 2019)  
All games

Team Statistics	IOWA	OPP
SCORING	405	231
Points Per Game	31.2	17.8
Points Off Turnovers	89	62
FIRST DOWNS	261	214
Rushing	99	101
Passing	138	98
Penalty	24	15
RUSHING YARDAGE	1929	1424
Yards gained rushing	2122	1802
Yards lost rushing	193	378
Rushing Attempts	488	435
Average Per Rush	4.0	3.3
Average Per Game	148.4	109.5
TDs Rushing	19	9
PASSING YARDAGE	2946	2393
Comp-Att-Int	242-408-11	230-402-20
Average Per Pass	7.2	6.0
Average Per Catch	12.2	10.4
Average Per Game	226.6	184.1
TDs Passing	27	19
TOTAL OFFENSE	4875	3817
Total Plays	896	837
Average Per Play	5.4	4.6
Average Per Game	375.0	293.6
KICK RETURNS: #-Yards	30-820	25-411
PUNT RETURNS: #-Yards	28-296	21-94
INT RETURNS: #-Yards	20-227	11-182
KICK RETURN AVERAGE	27.3	16.4
PUNT RETURN AVERAGE	10.6	4.5
INT RETURN AVERAGE	11.4	16.5
FUMBLES-LOST	12-7	13-7
PENALTIES-Yards	61-539	78-728
Average Per Game	41.5	56.0
PUNTS-Yards	56-2124	73-2959
Average Per Punt	37.9	40.5
Net punt average	35.5	35.9
KICKOFFS-Yards	79-4643	54-3274
Average Per Kick	58.8	60.6
Net kick average	41.2	35.7
TIME OF POSSESSION/Game	32:32	27:28
3RD-DOWN Conversions	83/191	62/181
3rd-Down Pct	43%	34%
4TH-DOWN Conversions	17/25	11/25
4th-Down Pct	68%	44%
SACKS BY-Yards	35-236	16-100
MISC YARDS	0	0
TOUCHDOWNS SCORED	50	28
FIELD GOALS-ATTEMPTS	17-22	12-16
ON-SIDE KICKS	0-0	0-1
RED-ZONE SCORES	(47-55) 85%	(23-29) 79%
RED-ZONE TOUCHDOWNS	(38-55) 69%	(18-29) 62%
PAT-ATTEMPTS	(48-48) 100%	(25-25) 100%
ATTENDANCE	476302	287984
Games/Avg Per Game	7/68043	5/57597
Neutral Site Games		1/40518

Score by Quarters	1st	2nd	3rd	4th	OT	Total
IOWA	71	135	119	80	0	405
Opponents	47	47	64	73	0	231

IOWA HAWKEYE FOOTBALL  
IOWA Overall Individual Statistics (as of Jan 07, 2019)  
All games

Rushing	gp	att	gain	loss	net	avg	td	lg	avg/g
Sargent,Mekhi	13	159	786	41	745	4.7	9	32	57.3
Young,Toren	13	136	649	12	637	4.7	5	40	49.0
Kelly-Martin,I.	9	97	362	21	341	3.5	2	19	37.9
Smith-Marsette	12	9	71	0	71	7.9	0	20	5.9
Geil,Henry	2	15	40	3	37	2.5	0	7	18.5
Mansell,Peyton	5	8	38	7	31	3.9	1	13	6.2
Ross,Brady	6	6	20	0	20	3.3	0	5	3.3
Wirfs,Tristan	12	1	15	0	15	15.0	0	15	1.2
Groeneweg,Kyle	13	2	14	0	14	7.0	0	11	1.1
Kelly,Austin	13	6	9	0	9	1.5	0	4	0.7
Cooper,Max	7	1	9	0	9	9.0	0	9	1.3
Easley,Nick	13	2	9	2	7	3.5	0	9	0.5
Stanley,Nate	13	36	93	89	4	0.1	1	13	0.3
Hockenson,T.J.	13	1	4	0	4	4.0	1	4	0.3
Fant,Noah	12	2	3	2	1	0.5	0	3	0.1
Tracy,Tyrone	4	1	0	1	-1	-1.0	0	0	-0.2
Team	6	6	0	15	-15	-2.5	0	0	-2.5
Total	13	488	2122	193	1929	4.0	19	40	148.4
Opponents	13	435	1802	378	1424	3.3	9	51	109.5

Passing	gp	effic	comp-att-int	pct	yds	td	lg	avg/g
Stanley,Nate	13	136.46	235-396-10	59.3	2852	26	75	219.4
Mansell,Peyton	5	124.65	5-8-1	62.5	83	0	30	16.6
Rastetter,C.	13	311.20	2-2-0	100.0	11	1	10	0.8
Team	6	0.00	0-1-0	0.0	0	0	0	0.0
Petras,Spencer	2	0.00	0-1-0	0.0	0	0	0	0.0
Total	13	136.41	242-408-11	59.3	2946	27	75	226.6
Opponents	13	112.86	230-402-20	57.2	2393	19	82	184.1

Receiving	gp	no.	yds	avg	td	lg	avg/g
Easley,Nick	13	52	494	9.5	5	75	38.0
Hockenson,T.J.	13	49	760	15.5	6	54	58.5
Fant,Noah	12	39	519	13.3	7	65	43.2
Smith,Brandon	12	28	361	12.9	2	30	30.1
Smith-Marsette	12	23	361	15.7	3	60	30.1
Sargent,Mekhi	13	17	156	9.2	1	48	12.0
Kelly-Martin,I.	9	9	78	8.7	0	25	8.7
Young,Toren	13	7	27	3.9	1	11	2.1
Groeneweg,Kyle	13	4	47	11.8	0	18	3.6
Ross,Brady	6	4	28	7.0	0	11	4.7
Cooper,Max	7	3	15	5.0	0	7	2.1
Wieting,Nate	12	2	51	25.5	0	30	4.2
Tracy,Tyrone	4	1	22	22.0	0	22	5.5
Dafney,D.	10	1	19	19.0	0	19	1.9
Brincks,Sam	13	1	10	10.0	1	10	0.8
Ragaini,Nico	3	1	7	7.0	0	7	2.3
Kelly,Austin	13	1	4	4.0	1	4	0.3
Stanley,Nate	13	0	-13	0.0	0	0	-1.0
Total	13	242	2946	12.2	27	75	226.6
Opponents	13	230	2393	10.4	19	82	184.1

Punt Returns	no.	yds	avg	td	lg
Groeneweg,Kyle	24	238	9.9	1	61
Beyer,Shaun	1	0	0.0	0	0
Hooker,Amani	1	9	9.0	0	9
Dafney,D.	1	26	26.0	0	0
Epenesa,A.J.	1	16	16.0	0	0
Niemann,Nick	0	7	0.0	0	7
Total	28	296	10.6	1	61
Opponents	21	94	4.5	0	24

Interceptions	no.	yds	avg	td	lg
Hooker,Amani	4	60	15.0	0	39
Stone,Geno	4	24	6.0	1	24
Gervase,Jake	4	50	12.5	0	28
Ojemudia,M.	3	38	12.7	0	29
Moss,Riley	2	36	18.0	0	36
Golston,C	1	4	4.0	0	4
Brents,Julius	1	0	0.0	0	0
Welch,Kristian	1	15	15.0	0	15
Total	20	227	11.4	1	39
Opponents	11	182	16.5	0	46

Kick Returns	no.	yds	avg	td	lg
Smith-Marsette	24	707	29.5	0	60
Young,Devonte	3	64	21.3	0	24
Groeneweg,Kyle	2	54	27.0	0	35
Ludwig,Joe	1	-5	-5.0	0	0
Total	30	820	27.3	0	60
Opponents	25	411	16.4	0	67

Fumble Returns	no.	yds	avg	td	lg
Golston,C	2	7	3.5	0	7
Epenesa,A.J.	1	19	19.0	1	19
Nelson,Anthony	0	0	0.0	1	0
Total	3	26	8.7	2	19
Opponents	2	5	2.5	0	7



IOWA HAWKEYE FOOTBALL  
IOWA Overall Individual Statistics (as of Jan 07, 2019)  
All games

Scoring	td	fg	PAT				dpx	saf	pts
			kick	rush	rcv	pass			
Recinos,Miguel	-	17-22	47-47	-	-	-	-	-	98
Sargent,Mekhi	10	-	-	-	-	-	-	-	60
Fant,Noah	7	-	-	-	-	-	-	-	42
Hockenson,T.J.	7	-	-	-	-	-	-	-	42
Young,Toren	6	-	-	-	-	-	-	-	36
Easley,Nick	5	-	-	-	-	-	-	-	30
Smith-Marsette	3	-	-	-	-	-	-	-	18
Smith,Brandon	2	-	-	-	-	-	-	-	12
Kelly-Martin,I.	2	-	-	-	-	-	-	-	12
Epenesa,A.J.	1	-	-	-	-	-	-	-	6
Brincks,Sam	1	-	-	-	-	-	-	-	6
Groeneweg,Kyle	1	-	-	-	-	-	-	-	6
Kelly,Austin	1	-	-	-	-	-	-	-	6
Mansell,Peyton	1	-	-	-	-	-	-	-	6
Stone,Geno	1	-	-	-	-	-	-	-	6
Nelson,Anthony	1	-	-	-	-	-	-	-	6
Stanley,Nate	1	-	-	-	-	0-2	-	-	6
Team	-	-	-	-	-	-	-	2	4
Hooker,Amani	-	-	-	-	-	-	-	1	2
Shudak,Caleb	-	-	1-1	-	-	-	-	-	1
Total	50	17-22	48-48	-	-	0-2	-	3	405
Opponents	28	12-16	25-25	-	1	1-3	-	-	231

Total Offense	g	plays	rush	pass	total	avg/g
Stanley,Nate	13	432	4	2852	2856	219.7
Sargent,Mekhi	13	159	745	0	745	57.3
Young,Toren	13	136	637	0	637	49.0
Kelly-Martin,I.	9	97	341	0	341	37.9
Mansell,Peyton	5	16	31	83	114	22.8
Smith-Marsette	12	9	71	0	71	5.9
Geil,Henry	2	15	37	0	37	18.5
Ross,Brady	6	6	20	0	20	3.3
Wirfs,Tristan	12	1	15	0	15	1.2
Groeneweg,Kyle	13	2	14	0	14	1.1
Rastetter,C.	13	2	0	11	11	0.8
Kelly,Austin	13	6	9	0	9	0.7
Cooper,Max	7	1	9	0	9	1.3
Easley,Nick	13	2	7	0	7	0.5
Hockenson,T.J.	13	1	4	0	4	0.3
Fant,Noah	12	2	1	0	1	0.1
Tracy,Tyrone	4	1	-1	0	-1	-0.2
Team	6	7	-15	0	-15	-2.5
Total	13	896	1929	2946	4875	375.0
Opponents	13	837	1424	2393	3817	293.6

Field Goals	fg	pct.	01-19	20-29	30-39	40-49	50-99	lg	blk
Recinos,Miguel	17-22	77.3	0-0	5-5	4-8	8-8	0-1	49	1

FG Sequence	IOWA	Opponents
Northern Illinois	(33)	33,49
Iowa State	38,(31),(48),50	(23)
Northern Iowa	30,(42)	45
Wisconsin	(24)	-
Minnesota	(40),(20)	(49)
Indiana	-	(29)
Maryland	(23),(25),(36)	-
Penn State	(27),(49)	(45),(49),(44)
Purdue	(34)	(25)
Northwestern	(46),38	38
Illinois	-	-
Nebraska	37,(41)	(27),(46)
Mississippi State	(44),(40)	(44),(42),(20)

Punting	no.	yds	avg	lg	tb	fc	i20	50+	blk
Rastetter,C.	53	2063	38.9	69	2	9	19	4	1
Stanley,Nate	2	61	30.5	36	0	0	2	0	0
Team	1	0	0.0	0	0	0	0	0	0
Total	56	2124	37.9	69	2	9	21	4	1
Opponents	73	2959	40.5	70	2	22	20	14	2

Kickoffs	no.	yds	avg	tb	ob	retn	net	ydln
Recinos,Miguel	78	4603	59.0	39	2			
Shudak,Caleb	1	40	40.0	0	0			
Total	79	4643	58.8	39	2	16.4	41.2	23
Opponents	54	3274	60.6	21	2	27.3	35.7	29

Numbers in (parentheses) indicate field goal was made.

IOWA HAWKEYE FOOTBALL  
IOWA Overall Defensive Statistics (as of Jan 07, 2019)  
All games

#	Defensive Leaders	gp	Tackles				Sacks no-yds	Pass defense			Fumbles		blkd	
			ua	a	tot	tfl/yds		int-yds	brup	qbh	rcv-yds	ff	kick	saf
30	Gervase,Jake	13	49	40	89	1.0-2	.	4-50	7	.	.	1	.	.
27	Hooker,Amani	13	36	29	65	3.5-11	1.0-6	4-60	7	.	.	.	.	1
48	Hockaday,Jack	11	24	38	62	5.0-11	.	.	2	.	1-0	.	.	.
40	Hesse,Parker	13	29	29	58	9.5-48	4.0-27	.	1	3	.	.	.	.
32	Colbert,Djimon	13	25	27	52	1.0-1	.	.	1	.	.	.	.	.
34	Welch,Kristian	12	26	23	49	1.5-21	1.5-21	1-15	1	.	1-0	1	.	.
8	Hankins,Matt	8	29	19	48	.	.	.	3	.	.	.	.	.
98	Nelson,Anthony	13	23	22	45	13.5-67	9.5-63	.	1	6	1-0	.	.	.
49	Niemann,Nick	11	18	25	43	2.5-17	1.0-9	.	.	1	.	.	.	.
11	Ojemudia,M.	13	23	16	39	0.5-2	.	3-38	6	.	.	.	.	.
9	Stone,Geno	13	29	10	39	1.0-2	.	4-24	3	.	.	1	.	.
94	Epenesa,A.J.	13	21	16	37	16.5-81	10.5-66	.	4	9	1-19	4	1	.
57	Golston,C	13	19	16	35	9.0-32	3.5-19	1-4	1	3	3-7	.	.	.
96	Nelson,Matt	13	15	16	31	2.0-9	1.0-9	.	6	2	.	.	.	.
33	Moss,Riley	13	20	4	24	.	.	2-36	3	.	.	.	.	.
52	Jones,Amani	13	15	7	22	2.0-8	1.0-7	.	.	.	.	.	.	.
95	Lattimore,C.	12	9	12	21	1.0-5	1.0-5	.	.	.	.	.	.	.
90	Brincks,Sam	13	6	11	17	0.5-1	.	.	.	1	.	.	.	.
20	Brents,Julius	11	8	5	13	.	.	1-0	3	.	.	.	.	.
91	Reiff,Brady	12	5	7	12	1.0-4	1.0-4	.	.	.	.	.	.	.
1C	Milani,John	13	7	4	11	.	.	.	.	.	.	.	.	.
4A	Turner,Josh	12	4	1	5	.	.	.	.	.	.	.	.	.
35	Wade,B.	12	1	2	3	.	.	.	.	.	.	.	.	.
23	Dafney,D.	10	2	1	3	.	.	.	.	.	.	.	1	.
8D	Koerner,Jack	12	1	1	2	.	.	.	.	.	.	.	.	.
43	Doyle,Dillon	4	.	2	2	.	.	.	.	.	.	.	.	.
53	Jansen,Garret	13	.	2	2	.	.	.	.	.	.	.	.	.
50	Subbert,J.	12	2	.	2	.	.	.	.	.	.	.	.	.
4	Stanley,Nate	13	2	.	2	.	.	.	.	.	.	.	.	.
14	Groeneweg,Kyle	13	2	.	2	.	.	.	.	.	.	.	.	.
6	Smith-Marsette	12	1	.	1	.	.	.	.	.	.	.	.	.
36	Ross,Brady	6	1	.	1	.	.	.	.	.	.	.	.	.
10	Sargent,Mekhi	13	1	.	1	.	.	.	.	.	.	.	.	.
2	Mansell,Peyton	5	1	.	1	.	.	.	.	.	.	.	.	.
19	Cooper,Max	7	1	.	1	.	.	.	.	.	.	.	.	.
1D	Young,Devonte	13	.	1	1	.	.	.	.	.	.	.	.	.
42	Beyer,Shaun	7	1	.	1	.	.	.	.	.	.	.	.	.
74	Wirfs,Tristan	12	1	.	1	.	.	.	.	.	.	.	.	.
26	Merriweather,K.	9	1	.	1	.	.	.	.	.	.	.	.	.
38	Hockenson,T.J.	13	1	.	1	.	.	.	.	.	.	.	.	.
TM Team		6	.	.	.	.	.	.	.	.	.	.	.	2
Total		13	459	386	845	71-322	35-236	20-227	49	25	7-26	7	2	3
Opponents		13	543	350	893	59-197	16-100	11-182	33	21	7-5	9	2	.

### IOWA Inside Opponent Red-Zone

## Opponents Inside IOWA Red-Zone

				Times	Times	Total	Rush		Pass	FGs	Failed to score inside RZ					
Date	Opponent	Score		In RZ	Scored	Pts	TDs	TDs	TDs	Made	FGA	Down	Int	Fumb	Half	Game
Sep 01, 2018	NORTHERN ILLINOIS	W 33-7		2	1	7	1	0	1	0	1	0	0	0	0	0
Sep 08, 2018	IOWA STATE	W 13-3		1	1	3	0	0	0	1	0	0	0	0	0	0
Sep 15, 2018	NORTHERN IOWA	W 38-14		2	2	14	2	0	2	0	0	0	0	0	0	0
Sep 22, 2018	WISCONSIN	L 17-28		3	3	21	3	0	3	0	0	0	0	0	0	0
Oct 06, 2018	at Minnesota	W 48-31		4	4	28	4	1	3	0	0	0	0	0	0	0
Oct 13, 2018	at Indiana	W 42-16		4	2	9	1	1	0	1	0	0	2	0	0	0
Oct 20, 2018	MARYLAND	W 23-0		0	0	0	0	0	0	0	0	0	0	0	0	0
Oct 27, 2018	at Penn State	L 24-30		3	2	14	2	1	1	0	0	0	0	1	0	0
Nov 03, 2018	at Purdue	L 36-38		3	3	17	2	1	1	1	0	0	0	0	0	0
Nov 10, 2018	NORTHWESTERN	L 10-14		1	0	0	0	0	0	0	1	0	0	0	0	0
Nov 17, 2018	at Illinois	W 63-0		0	0	0	0	0	0	0	0	0	0	0	0	0
Nov 23, 2018	NEBRASKA	W 31-28		3	3	18	2	1	1	1	0	0	0	0	0	0
Jan 01, 2019	vs Mississippi State	W 27-22		3	2	9	1	0	1	1	0	0	1	0	0	0
Totals				29	23	140	18	5	13	5	2	0	3	1	0	0
23 of 29 (79.3%)																



# IOWA HAWKEYE FOOTBALL

## IOWA Combined Team Statistics (as of Dec 11, 2018)

### Conference games

Date	Opponent		Score	Att.
* Sep 22, 2018	WISCONSIN	L	17-28	69250
* Oct 06, 2018	at Minnesota	W	48-31	48199
* Oct 13, 2018	at Indiana	W	42-16	40512
* Oct 20, 2018	MARYLAND	W	23-0	69250
* Oct 27, 2018	at #17 Penn State	L	24-30	105244
* Nov 03, 2018	at Purdue	L	36-38	60716
* Nov 10, 2018	NORTHWESTERN	L	10-14	66493
* Nov 17, 2018	at Illinois	W	63-0	33313
* Nov 23, 2018	NEBRASKA	W	31-28	65299

Record:	Overall	Home	Away	Neutral
All games	5-4	2-2	3-2	0-0
Conference	5-4	2-2	3-2	0-0
Non-Conference	0-0	0-0	0-0	0-0

Team Statistics	IOWA	OPP
FIRST DOWNS	191	159
Rushing	72	76
Passing	103	72
Penalty	16	11
RUSHING YARDAGE	1423	1108
Rushing Attempts	334	311
Average Per Rush	4.3	3.6
Average Per Game	158.1	123.1
TDs Rushing	12	8
PASSING YARDAGE	2085	1740
Comp-Att-Int	167-293-7	161-275-16
Average Per Pass	7.1	6.3
Average Per Catch	12.5	10.8
Average Per Game	231.7	193.3
TDs Passing	21	15
TOTAL OFFENSE	3508	2848
Average Per Play	5.6	4.9
Average Per Game	389.8	316.4
KICK RETURNS: #-Yards	24-643	19-305
PUNT RETURNS: #-Yards	19-251	16-70
INT RETURNS: #-Yards	16-169	7-114
FUMBLES-LOST	9-6	7-3
PENALTIES-Yards	37-330	53-473
PUNTS-AVG	37-37.9	49-39.3
TIME OF POSSESSION/Game	32:38	27:22
3RD-DOWN Conversions	61/132	44/124
4TH-DOWN Conversions	12/18	10/20

Interceptions	no.	yds	avg	td	lg
Stone, Geno	4	24	6.0	1	24
Hooker, Amani	3	63	21.0	0	39
Gervase, Jake	3	22	7.3	0	19
Moss, Riley	2	36	18.0	0	36
Ojemudia, M.	2	9	4.5	0	9
Brents, Julius	1	0	0.0	0	0
Welch, Kristian	1	15	15.0	0	15

Punting	no.	yds	avg	lg	tb	fc	i20	50+	blk
Rastetter, C.	36	1368	38.0	48	2	5	15	0	0
Stanley, Nate	1	36	36.0	36	0	0	1	0	0

Punt Returns	no.	yds	avg	td	lg
Groeneweg, Kyle	15	193	12.9	1	61
Hooker, Amani	1	9	9.0	0	9
Beyer, Shaun	1	0	0.0	0	0
Epenesa, A.J.	1	16	16.0	0	0
Dafney, D.	1	26	26.0	0	0
Niemann, Nick	0	7	0.0	0	7
Total	19	251	13.2	1	61
Opponents	16	70	4.4	0	24

Kick Returns	no.	yds	avg	td	lg
Smith-Marsette	18	530	29.4	0	60
Young, Devonte	3	64	21.3	0	24
Groeneweg, Kyle	2	54	27.0	0	35
Ludwig, Joe	1	-5	-5.0	0	0
Total	24	643	26.8	0	60
Opponents	19	305	16.1	0	67

All Purpose	g	rush	rcv	pr	kr	ir	total	avg/g
Smith-Marsette	9	66	259	0	530	0	855	95.0
Sargent, Mekhi	9	611	98	0	0	0	709	78.8
Hockenson, T.J.	9	4	604	0	0	0	608	67.6
Young, Toren	9	396	24	0	0	0	420	46.7
Fant, Noah	9	1	379	0	0	0	380	42.2
Total	9	1423	2085	251	643	169	4571	507.9
Opponents	9	1108	1740	70	305	114	3337	370.8

Total Offense	g	plays	rush	pass	total	avg/g
Stanley, Nate	9	307	12	2055	2067	229.7
Sargent, Mekhi	9	114	611	0	611	67.9
Young, Toren	9	90	396	0	396	44.0
Kelly-Martin, I.	7	76	279	0	279	39.9
Smith-Marsette	9	9	66	0	66	7.3

Rushing	gp	att	gain	loss	net	avg	td	lg	avg/g
Sargent, Mekhi	9	114	635	24	611	5.4	6	32	67.9
Young, Toren	9	90	406	10	396	4.4	3	19	44.0
Kelly-Martin, I.	7	76	296	17	279	3.7	1	19	39.9
Smith-Marsette	9	8	66	0	66	8.2	0	20	7.3
Mansell, Peyton	3	5	24	0	24	4.8	0	10	8.0
Wirfs, Tristan	9	1	15	0	15	15.0	0	15	1.7
Stanley, Nate	9	21	59	47	12	0.6	1	13	1.3
Cooper, Max	4	1	9	0	9	9.0	0	9	2.2
Kelly, Austin	9	6	9	0	9	1.5	0	4	1.0
Ross, Brady	3	2	8	0	8	4.0	0	5	2.7
Hockenson, T.J.	9	1	4	0	4	4.0	1	4	0.4
Groeneweg, Kyle	9	1	3	0	3	3.0	0	3	0.3
Fant, Noah	9	2	3	2	1	0.5	0	3	0.1
Total	9	334	1537	114	1423	4.3	12	32	158.1
Opponents	9	311	1363	255	1108	3.6	8	51	123.1

Passing	gp	effic	comp-att-int	pct	yds	td	lg	avg/g
Stanley, Nate	9	135.88	164-286-7	57.3	2055	20	65	228.3
Mansell, Peyton	3	86.53	1-3-0	33.3	19	0	19	6.3
Rastetter, C.	9	311.20	2-2-0	100.0	11	1	10	1.2
Team	4	0.00	0-1-0	0.0	0	0	0	0.0
Petras, Spencer	2	0.00	0-1-0	0.0	0	0	0	0.0
Total	9	135.65	167-293-7	57.0	2085	21	65	231.7
Opponents	9	118.06	161-275-16	58.5	1740	15	82	193.3

Receiving	gp	no.	yds	avg	td	lg	avg/g
Hockenson, T.J.	9	34	604	17.8	6	54	67.1
Easley, Nick	9	33	272	8.2	2	22	30.2
Fant, Noah	9	27	379	14.0	5	65	42.1
Smith, Brandon	8	22	274	12.5	2	26	34.2
Smith-Marsette	9	15	259	17.3	2	60	28.8
Sargent, Mekhi	9	14	98	7.0	1	21	10.9
Kelly-Martin, I.	7	9	78	8.7	0	25	11.1
Young, Toren	9	4	24	6.0	1	11	2.7
Groeneweg, Kyle	9	3	42	14.0	0	18	4.7
Ross, Brady	3	2	14	7.0	0	11	4.7
Wieting, Nate	8	1	21	21.0	0	21	2.6
Dafney, D.	8	1	19	19.0	0	19	2.4
Brincks, Sam	9	1	10	10.0	1	10	1.1
Kelly, Austin	9	1	4	4.0	1	4	0.4
Total	9	167	2085	12.5	21	65	231.7
Opponents	9	161	1740	10.8	15	82	193.3

Field Goals	fg	pct.	01-19	20-29	30-39	40-49	50-99	lg	blk
Recinos, Miguel	11-13	84.6	0-0	5-5	2-4	4-4	0-0	49	0

Scoring	td	fg	PAT				dxp	saf	pts
			kick	rush	rcv	pass			
Recinos, Miguel	-	11-13	34-34	-	-	-	-	-	67
Hockenson, T.J.	7	-	-	-	-	-	-	-	42
Sargent, Mekhi	7	-	-	-	-	-	-	-	42
Fant, Noah	5	-	-	-	-	-	-	-	30
Young, Toren	4	-	-	-	-	-	-	-	24
Easley, Nick	2	-	-	-	-	-	-	-	12
Smith, Brandon	2	-	-	-	-	-	-	-	12
Smith-Marsette	2	-	-	-	-	-	-	-	12
Epenesa, A.J.	1	-	-	-	-	-	-	-	6
Nelson, Anthony	1	-	-	-	-	-	-	-	6
Kelly, Austin	1	-	-	-	-	-	-	-	6
Brincks, Sam	1	-	-	-	-	-	-	-	6
Stone, Geno	1	-	-	-	-	-	-	-	6
Groeneweg, Kyle	1	-	-	-	-	-	-	-	6
Kelly-Martin, I.	1	-	-	-	-	-	-	-	6
Total	37	11-13	35-35	-	-	0-2	-	2	294
Opponents	23	8-9	21-21	-	1	1-2	-	-	185

Score by Quarters	1st	2nd	3rd	4th	OT	Total
IOWA	44	00	70	54	0	204

IOWA HAWKEYE FOOTBALL  
IOWA Overall Defensive Statistics (as of Dec 11, 2018)  
Conference games

#	Defensive Leaders	gp	Tackles				Sacks no-yds	Pass defense			Fumbles		blkd	
			ua	a	tot	tfl/yds		int-yds	brup	qbh	rcv-yds	ff	kick	saf
30	Gervase, Jake	9	40	31	71	1.0-2	.	3-22	2	.	.	.	.	.
27	Hooker, Amani	9	28	17	45	2.5-10	1.0-6	3-63	6	.	.	.	.	.
32	Colbert, Djimon	9	21	22	43	1.0-1	.	.	1	.	.	.	.	.
40	Hesse, Parker	9	25	17	42	7.0-35	2.0-14	.	.	2	.	.	.	.
48	Hockaday, Jack	7	16	21	37	3.5-9	.	.	1	.	1-0	.	.	.
98	Nelson, Anthony	9	18	17	35	10.0-56	8.5-55	.	1	4	1-0	.	.	.
9	Stone, Geno	9	26	9	35	1.0-2	.	4-24	3	.	.	1	.	.
34	Welch, Kristian	9	15	15	30	0.5-6	0.5-6	1-15	1	.	.	.	.	.
57	Golston, C	9	15	12	27	9.0-32	3.5-19	.	1	2	.	.	.	.
49	Niemann, Nick	7	10	16	26	0.5-2	.	.	.	.	.	.	.	.
94	Epenesa, A.J.	9	15	8	23	11.5-50	5.5-35	.	2	5	1-19	1	1	.
8	Hankins, Matt	4	13	10	23	.	.	.	1	.	.	.	.	.
33	Moss, Riley	9	18	4	22	.	.	2-36	3	.	.	.	.	.
96	Nelson, Matt	9	11	8	19	0.5-0	.	.	5	2	.	.	.	.
11	Ojemudia, M.	9	12	7	19	0.5-2	.	2-9	5	.	.	.	.	.
95	Lattimore, C.	9	6	9	15	.	.	.	.	.	.	.	.	.
52	Jones, Amani	9	10	5	15	2.0-8	1.0-7	.	.	.	.	.	.	.
20	Brents, Julius	8	8	5	13	.	.	1-0	3	.	.	.	.	.
90	Brincks, Sam	9	4	8	12	0.5-1	.	.	.	.	.	.	.	.
91	Reiff, Brady	9	3	5	8	.	.	.	.	.	.	.	.	.
1C	Milani, John	9	4	2	6	.	.	.	.	.	.	.	.	.
35	Wade, B.	8	1	2	3	.	.	.	.	.	.	.	.	.
4A	Turner, Josh	9	2	1	3	.	.	.	.	.	.	.	.	.
8D	Koerner, Jack	8	1	1	2	.	.	.	.	.	.	.	.	.
50	Subbert, J.	8	2	.	2	.	.	.	.	.	.	.	.	.
23	Dafney, D.	8	1	1	2	.	.	.	.	.	.	.	1	.
14	Groeneweg, Kyle	9	2	.	2	.	.	.	.	.	.	.	.	.
43	Doyle, Dillon	2	.	2	2	.	.	.	.	.	.	.	.	.
36	Ross, Brady	3	1	.	1	.	.	.	.	.	.	.	.	.
38	Hockenson, T.J.	9	1	.	1	.	.	.	.	.	.	.	.	.
6	Smith-Marsette	9	1	.	1	.	.	.	.	.	.	.	.	.
1D	Young, Devonte	9	.	1	1	.	.	.	.	.	.	.	.	.
10	Sargent, Mekhi	9	1	.	1	.	.	.	.	.	.	.	.	.
74	Wirfs, Tristan	9	1	.	1	.	.	.	.	.	.	.	.	.
42	Beyer, Shaun	4	1	.	1	.	.	.	.	.	.	.	.	.
4	Stanley, Nate	9	1	.	1	.	.	.	.	.	.	.	.	.
TM	Team	4	.	.	.	.	.	.	.	.	.	.	.	2
Total		9	334	256	590	51-216	22-142	16-169	35	15	3-19	2	2	2
Opponents		9	371	246	617	40-122	9-51	7-114	26	15	6-7	6	.	.



# IOWA FOOTBALL

31 Bowl Games    11 Big Ten Championships    27 Consensus All-Americans    14 CFB Hall of Fame Inductees

Game	Score	First Downs	Rushing Att-Net	Pass. Yards	Passing Com.-Att.-Int	Total Offense	Punts-Avg.	Fum.-Lost	Pen. Yds.
Northern Illinois	7	15	36-101	110	15-26-1	211	6-47.2	2-1	7-65
at Iowa	33	18	48-209	143	13-25-1	352	5-43.0	1-0	8-66
Iowa State	3	11	25-19	169	19-31-0	188	8-36.6	1-1	7-65
at Iowa	13	14	36-105	166	16-28-0	271	6-38.8	0-0	6-55
Northern Iowa	14	14	21-6	222	21-38-1	228	5-41.2	2-1	3-35
at Iowa	38	27	50-207	338	25-31-2	545	2-35.0	1-0	10-88
Wisconsin	28	19	44-210	205	17-22-0	415	7-37.1	0-0	8-68
at Iowa	17	19	31-148	256	14-23-1	404	3-38.0	2-2	1-5
Iowa	48	18	40-106	314	23-39-1	420	4-41.5	1-1	5-45
at Minnesota	31	20	31-86	234	18-36-4	320	4-37.8	0-0	2-10
Iowa	42	26	32-159	320	21-33-1	479	2-44.5	0-0	11-110
at Indiana	16	22	25-67	263	31-42-2	330	4-44.2	1-0	10-99
Maryland	0	7	23-68	47	6-16-1	115	6-34.7	2-1	6-46
at Iowa	23	22	52-224	86	11-24-1	310	2-46.65	0-0	0-0
Iowa	24	23	38-135	215	19-50-2	350	7-37.0	3-0	6-25
at Penn State	30	16	35-118	194	13-29-1	312	6-34.8	1-1	6-47
Iowa	36	22	37-118	275	21-32-0	393	5-35.0	1-1	8-75
at Purdue	38	21	31-101	333	23-32-2	434	3-54.3	2-0	6-60
Northwestern	14	19	46-184	122	15-30-2	306	7-40.4	0-0	5-40
at Iowa	10	16	22-64	269	27-41-0	333	7-34.9	2-2	3-35
Iowa	63	20	37-203	197	14-23-1	400	5-38.2	1-0	1-15
at Illinois	0	11	43-134	82	12-30-3	216	9-39.9	1-1	7-68
Nebraska	28	24	33-140	260	26-38-1	400	3-38.3	0-0	3-35
at Iowa	31	25	45-266	153	17-28-0	419	2-36.5	0-0	2-20
Mississippi State	22	15	42-190	152	14-32-2	342	5-50.4	1-1	8-90
vs. Iowa	27	11	20-(-15)	214	21-31-1	199	7-34.4	1-1	0-0





# IOWA FOOTBALL

31 Bowl Games    11 Big Ten Championships    27 Consensus All-Americans    14 CFB Hall of Fame Inductees

## Individual

Points	12, 9X, last Nick Easley vs. Mississippi State, 1/1/19
Rushing Attempts	26, Mekhi Sargent vs. Nebraska, 11/23/18
Yards Rushing	173 (26 att.), Mekhi Sargent vs. Nebraska, 11/23/18
Pass Attempts	49 (18 comp.), Nate Stanley at Penn State, 10/27/18
Pass Completions	27 (41 att.), Nate Stanley vs. Northwestern, 11/10/18
Yards Passing	320 (21-33), Nate Stanley at Indiana, 10/13/18
Receptions	10, Nick Easley vs. Northern Iowa, 9/15/18
Yards Receiving	125, T.J. Hockenson vs. Wisconsin, 9/22/18
Yards Total Offense	315, Nate Stanley at Indiana, 10/13/18
All-Purpose Yards	198, Ihmir Smith-Marsette vs. Northwestern, 11/10/18
Yards Punt Returns	105, Kyle Groeneweg at Illinois, 11/17/18
Yards Kickoff Returns	150, Ihmir Smith-Marsette vs. Mississippi State, 1/1/19
Field Goals Made	3, Miguel Recinos vs. Maryland, 10/20/18
Extra Points	8, Miguel Recinos at Illinois, 11/17/18
Interceptions	2, Riley Moss at Minnesota, 10/6/18
Tackles	11, 2X, last Amani Hooker vs. Wisconsin, 9/22/18
Sacks	3.0, Anthony Nelson at Minnesota, 10/6/18
TFL's	3, Anthony Nelson at Minnesota, 10/6/18

## Team Offense (Iowa highs)

Points	63 at Illinois, 11/17/18
Rushing Attempts	52 vs. Maryland, 10/20/18
Net Yards Rushing	266 (45 att.) vs. Nebraska, 11/23/18
Pass Attempts	50 at Penn State, 10/27/18
Pass Completions	27 (41 att.) vs. Northwestern, 11/10/18
Yards Passing	338 vs. Northern Iowa, 9/15/18
Yards Total Offense	545 vs. Northern Iowa, 9/15/18
Total Plays	88 at Penn State, 10/27/18
First Downs	27 vs. Northern Iowa, 9/15/18

## Team Defense (Opponents lows)

Points	0, 2X, last at Illinois, 11/17/18
Rushing Attempts	21 vs. Northern Iowa, 9/15/18
Net Yards Rushing	6 (21 att.) vs. Northern Iowa, 9/15/18
Pass Attempts	16 (6 comp.) vs. Maryland, 10/20/18
Pass Completions	6 (16 att.) vs. Maryland, 10/20/18
Yards Passing	47 vs. Maryland, 10/20/18
Yards Total Offense	115 vs. Maryland, 10/20/18
Total Plays	39 vs. Maryland, 10/20/18
First Downs	7 vs. Maryland, 10/20/18

## Longest Plays

Run	40	Toren Young vs. Northern Illinois, 9/1/18
Reception	75	Nick Easley vs. Mississippi State, 1/1/19
Field Goal	49	Miguel Recinos at Penn State, 10/27/18
Interception Return	39	Amani Hooker at Illinois, 11/17/18
Fumble Return	19	A.J. Epenesa at Illinois, 11/17/18
Punt Return	61	Kyle Groeneweg at Illinois, 11/17/18
Kickoff Return	60	Ihmir Smith-Marsette at Indiana, 10/13/18
Scoring drive	92 (10 plays, 4:39)	vs. Northern Iowa, 9/15/18
Non-scoring drive	80 (11 plays, 5:48)	vs. Wisconsin, 9/22/18







# IOWA FOOTBALL

31 Bowl Games    11 Big Ten Championships    27 Consensus All-Americans    14 CFB Hall of Fame Inductees

## A kickoff was returned for a TD . . .

by Iowa -- Jordan Cotton (92 yards), vs. Penn State, 10/21/12  
by an opponent -- Will Likely (100 yards), Maryland, 10/31/15

## A punt was returned for a TD . . .

by Iowa -- Kyle Groeneweg (returned 61 yards on PR), at Illinois, 11/17/18  
by Iowa -- Paki O'Meara (returned 42 yards after block), vs. Eastern Illinois, 9/4/10  
by an opponent -- Christian McCaffrey (63 yards), Stanford, 1/1/16  
by an opponent -- Tremaine McCollum (returned six yards after block), Florida, 1/2/06

## Two punts were returned for a TD . . .

by Iowa -- Kevonte Martin-Manley (83 and 63 yards), vs. Western Michigan, 9/21/13

## A punt was blocked . . .

by Iowa -- A.J. Epenesa at Illinois, 11/17/18  
by an opponent -- Jauan Wesley vs. Northern Illinois, 9/1/18

## A punt was blocked and returned for a TD...

by Iowa -- Ben Niemann vs. Northwestern, 11/1/14  
by an opponent -- Ryan Lewis (block), Pat Amara, Jr., return (TD) vs. Pittsburgh, 9/19/15

## A field goal was blocked...

by Iowa -- Anthony Nelson vs. Penn State, 9/23/17  
by an opponent -- Rickey Neal vs. Northern Iowa, 9/15/18

## An interception was returned for a TD . . .

by Iowa -- Brandon Snyder (89 yards) vs. Illinois, 10/7/17  
by an opponent -- Chauncey Gardner, Jr., (58 yards), vs. Florida, 1/2/17

## Two interceptions were returned for a TD . . .

by Iowa (individual) -- Josh Jackson (43 yards, 52 yards) at Wisconsin, 11/11/17  
by Iowa (team) -- Josey Jewell (34 yards), Bo Bower (88 yards) vs. North Texas, 9/26/15

## A fumble was returned for a TD . . .

by Iowa -- A.J. Epenesa (19 yards) at Illinois, 11/17/18  
by an opponent -- Blake Dueitt (35 yards), vs. Ball State, 9/6/14

## A blocked PAT attempt was returned for a score . . .

by Iowa -- D.J. Johnson (99 yards), at Penn State, 9/28/02  
by an opponent -- Jason Simmons (85 yards), at Ohio State, 11/2/91

## A safety was scored . . .

by Iowa -- (2) at Penn State, 10/27/18 on Dominique Daffney blocked punt & PSU bad snap  
by an opponent -- Shareef Miller TFL on Akrum Wadley rush vs. Penn State, 9/23/17

## A player rushed for over 200 yards . . .

by Iowa -- Akrum Wadley (26-204), at Northwestern, 10/17/15  
by an opponent -- Saquon Barkley (28-211), Penn State, 9/23/17

## Iowa had two 100 yard receivers...

T.J. Hockenson (4-107-2), Noah Fant (4-101-1), at Indiana, 10/13/18

## A player passed for over 300 yards . . .

by Iowa -- Nate Stanley (320), at Indiana, 10/13/18  
by an opponent -- Jacob Park (347), Iowa State, 9/9/17

## A player scored four TDs . . .

by Iowa -- Akrum Wadley (4 rush), at Northwestern, 10/17/15  
by an opponent -- Darnell Autry (3 rush, 1 rec.), Northwestern, 11/9/96

## A team rushed for over 400 yards . . .

by Iowa -- vs. Tulsa (408 yards), 9/13/97  
by an opponent -- Indiana (433 yards), 9/30/00

## A team passed for over 400 yards . . .

by Iowa -- vs. Indiana (426 yards), 10/23/99  
by an opponent -- Purdue (458 yards), 10/15/16

## A team gained over 600 yards of total offense . . .

by Iowa -- vs. Minnesota (613 yards), 11/19/05  
by an opponent -- Wisconsin (604 yards), 11/13/99

## A team scored over 50 points . . .

by Iowa -- at Illinois (63 points), 11/17/18  
by an opponent -- at Minnesota (51 points), 11/8/14

## A team was held under 75 yards rushing . . .

by Iowa -- Maryland (23-68 yards), 10/20/18  
by an opponent -- vs. Mississippi State (20-(-15), 1/1/19

## A team was held under 100 yards passing . . .

by Iowa -- Illinois (82 yards), 11/17/18  
by an opponent -- Maryland (86 yards), 10/20/18

## A team was held at/under 200 yards of total offense . . .

by Iowa -- Maryland (115 yards), 10/20/18  
by an opponent -- vs. Mississippi State (199), 1/1/19

## Iowa scored 3 or more non-offensive touchdowns . . .

by Iowa -- vs. Western Michigan (2 punts, 2 interceptions), 9/21/13

## Iowa recovered an onside kick . . .

by Iowa -- first quarter vs. Illinois, 10/7/17

## LARGEST MARGINS

### Iowa Victories

Opponent, Year .....	Score	Mar.
Iowa Teachers, 1914 .....	95-0	95
Coe, 1908 .....	92-0	92
Iowa Wesleyan, 1890 .....	91-0	91
Cornell, 1904 .....	88-0	88
Cornell, 1913 .....	76-0	76
Des Moines, 1905 .....	72-0	72
Northwestern, 1913 .....	78-6	72
Grinnell, 1904 .....	69-0	69
Iowa Teachers, 1900 .....	68-0	68
Northern Iowa, 1997 .....	66-0	66
Northwestern, 1981 .....	64-0	64
at Illinois, 2018 .....	63-0	63
Cornell, 1920 .....	63-0	63
Indiana, 1997 .....	62-0	62
UTEP, 1986 .....	69-7	62
Grinnell, 1900 .....	63-2	61
Washington ( Mo.), 1902 .....	61-0	61
Knox, 1922 .....	61-0	61
Cornell, 1894 .....	60-0	60
Indiana, 1913 .....	60-0	60
North Dakota St., 1947 .....	59-0	59
Illinois, 1985 .....	59-0	59
Cornell, 1891 .....	64-6	58
Illinois, 1899 .....	58-0	58
Drake, 1985 .....	58-0	58
Upper Iowa, 1900 .....	57-0	57
Western Michigan, 2013 .....	59-3	56
Ball State, 2005 .....	56-0	56
Coe, 1893 .....	56-0	56
Purdue, 1922 .....	56-0	56
Utah State, 1957 .....	70-14	56
Minnesota, 2008 .....	55-0	55
Ripon, 1928 .....	61-6	55
Iowa State, 1985 .....	57-3	54
Northern Illinois, 1986 .....	57-3	54
Cincinnati, 1990 .....	63-10	53
Kansas State, 1959 .....	53-0	53
Northwestern, 2002 .....	62-10	52
Kent State, 2001 .....	51-0	51
Minnesota, 1983 .....	61-10	51
Northern Illinois, 1991 .....	58-7	51

### Iowa Defeats

Opponent, year .....	Score	Mar.
Michigan, 1902 .....	0-107	107
Illinois, 1902 .....	0-80	80
Minnesota, 1903 .....	0-75	75
Minnesota, 1916 .....	0-67	67
Ohio State, 1950 .....	21-83	62
Denver A.C., 1893 .....	0-58	58
Nebraska, 1980 .....	0-57	57
Michigan, 1971 .....	7-63	56
Michigan, 1970 .....	0-55	55
USC, 1976 .....	0-55	55
Kansas, 1895 .....	0-54	54
Minnesota, 1936 .....	0-52	52
Notre Dame, 1967 .....	6-56	50
Illinois, 1973 .....	0-50	50





# IOWA FOOTBALL

31 Bowl Games    11 Big Ten Championships    27 Consensus All-Americans    14 CFB Hall of Fame Inductees

## OFFENSE

Opponent	WR	TE/WR	LT	LG	C	RG	RT	QB	RB	FB/TE	TE
Northern Illinois	Smith	Smith-Marsette	Ferguson	Reynolds	Render	Banwart	Levi Paulsen	Stanley	Kelly-Martin	Ross	Hockenson
Iowa State	Smith	Fant	Jackson	Reynolds	Render	Banwart	Wirfs	Stanley	Young	Wieting	Hockenson
UNI	Smith	Easley	Jackson	Reynolds	Render	Ferguson	Wirfs	Stanley	Young	Fant	Hockenson
Wisconsin	Smith	Easley	Jackson	Reynolds	Render	Ferguson	Wirfs	Stanley	Kelly-Martin	Fant	Hockenson
at Minnesota	Smith	Easley	Jackson	Reynolds	Render	Ferguson	Wirfs	Stanley	Kelly-Martin	Fant	Hockenson
at Indiana	Smith	Easley	Jackson	Reynolds	Render	Ferguson	Wirfs	Stanley	Young	Wieting	Hockenson
Maryland	Smith	Easley	Jackson	Reynolds	Render	Ferguson	Wirfs	Stanley	Kelly-Martin	Fant	Hockenson
at Penn State	Smith	Easley	Jackson	Reynolds	Render	Ferguson	Wirfs	Stanley	Kelly-Martin	Kelly	Hockenson
at Purdue	Smith	Easley	Jackson	Reynolds	Render	Banwart	Wirfs	Stanley	Kelly-Martin	Fant	Hockenson
Northwestern	Smith-Marsette	Easley	Jackson	Reynolds	Render	Banwart	Wirfs	Stanley	Sargent	Kelly	Hockenson
at Illinois	Smith	Easley	Jackson	Reynolds	Render	Banwart	Wirfs	Stanley	Sargent	Fant	Hockenson
Nebraska	Smith	Easley	Jackson	Reynolds	Render	Banwart	Wirfs	Stanley	Sargent	Fant	Hockenson
Mississippi St.	Smith	Smith-Marsette	Jackson	Reynolds	Render	Banwart	Wirfs	Stanley	Sargent	Kelly	Hockenson
<b>Consec. Starts</b>	<b>3</b>	<b>1</b>	<b>12</b>	<b>13</b>	<b>26</b>	<b>5</b>	<b>12</b>	<b>26</b>	<b>4</b>	<b>1</b>	<b>24</b>
<b>Career Starts</b>	<b>12</b>	<b>6</b>	<b>24</b>	<b>14</b>	<b>33</b>	<b>7</b>	<b>20</b>	<b>26</b>	<b>4</b>	<b>3</b>	<b>25</b>

## DEFENSE

Opponent	RE	DT	DT	LE	OLB	MLB	WLB	CB	CB	SS	FS
Northern Illinois	A. Nelson	Brincks	M. Nelson	Hesse	Niemann	Jones	Welch	Hankins	Ojemudia	Hooker	Gervase
Iowa State	A. Nelson	Brincks	M. Nelson	Hesse	Niemann	Hockaday	Colbert	Hankins	Ojemudia	Hooker	Gervase
UNI	A. Nelson	Brincks	M. Nelson	Hesse	Niemann	Hockaday	Welch	Hankins	Ojemudia	Hooker	Gervase
Wisconsin	A. Nelson	Brincks	M. Nelson	Hesse	Niemann	Hockaday	Welch	Hankins	Ojemudia	Hooker	Gervase
at Minnesota	A. Nelson	Brincks	M. Nelson	Hesse	Hooker	Hockaday	Colbert	Moss	Brents	Stone	Gervase
at Indiana	A. Nelson	Brincks	M. Nelson	Hesse	Hooker	Welch	Colbert	Moss	Brents	Stone	Gervase
Maryland	A. Nelson	Brincks	M. Nelson	Hesse	Hooker	Welch	Colbert	Moss	Brents	Stone	Gervase
at Penn State	A. Nelson	Brincks	M. Nelson	Hesse	Hooker	Welch	Colbert	Moss	Brents	Stone	Gervase
at Purdue	A. Nelson	Brincks	M. Nelson	Hesse	Hooker	Hockaday	Colbert	Moss	Brents	Stone	Gervase
Northwestern	A. Nelson	Brincks	M. Nelson	Hesse	Hooker	Hockaday	Colbert	Hankins	Ojemudia	Stone	Gervase
at Illinois	A. Nelson	Brincks	M. Nelson	Hesse	Hooker	Hockaday	Colbert	Hankins	Ojemudia	Stone	Gervase
Nebraska	A. Nelson	Brincks	M. Nelson	Hesse	Niemann	Hockaday	Colbert	Hankins	Moss	Hooker	Gervase
Mississippi St.	A. Nelson	Brincks	M. Nelson	Hesse	Hooker	Hockaday	Colbert	Hankins	Ojemudia	Stone	Gervase
<b>Consec. Starts</b>	<b>26</b>	<b>13</b>	<b>20</b>	<b>37</b>	<b>14</b>	<b>5</b>	<b>9</b>	<b>4</b>	<b>1</b>	<b>1</b>	<b>20</b>
<b>Career Starts</b>	<b>27</b>	<b>13</b>	<b>33</b>	<b>47</b>	<b>19</b>	<b>9</b>	<b>10</b>	<b>10</b>	<b>10</b>	<b>8</b>	<b>23</b>

### Offense Career Starts

Quarterback	Nate Stanley (26)
Wide Receiver	Nick Easley (21) Brandon Smith (12) Ihmir Smith-Marsette (6)
Running Back	Ivory Kelly-Martin (6) Mekhi Sargent (4) Toren Young (4)
Fullback	Austin Kelly (3) Brady Ross (1)
Tight End	Noah Fant (15) T.J. Hockenson (25) Nate Wieting (7)

### Offensive Line

Cole Banwart (7)  
Dalton Ferguson (7)  
Alaric Jackson (24)  
Levi Paulsen (3)  
Keegan Render (33)  
Ross Reynolds (14)  
Tristian Wirfs (20)

### Defense Career Starts

Defensive End	Parker Hesse (47) Anthony Nelson (27)
Defensive Line	Sam Brincks (13) Cedrick Lattimore (6) Matt Nelson (33)

### Linebacker

Djimon Colbert (10)  
Jack Hockaday (9)  
Amani Hooker (8)  
Amani Jones (1)  
Nick Niemann (5)  
Kristian Welch (6)

### Defensive Back

Julius Brents (5)  
Jake Gervase (23)  
Matt Hankins (10)  
Amani Hooker (11)  
Riley Moss (6)  
Michael Ojemudia (10)  
Geno Stone (8)





# IOWA FOOTBALL

31 Bowl Games 11 Big Ten Championships 27 Consensus All-Americans 14 CFB Hall of Fame Inductees

Opponent	Plays	Yards	T.O.P.	Result	Qtr.	Play
No. Illinois (5)	7	40	3:19	FG	2	Recinos 33-yd. FG
	7	58	4:13	TD	3	Fant, 1 yd. pass from Stanley
	5	46	2:21	TD	3	Kelly-Martin, 2-yd. run
	6	26	2:45	TD	4	Young, 6-yd. run
	3	35	1:07	TD	4	Mansell, 1-yd. run
<b>Iowa Avg. Drive</b>	<b>5.6</b>	<b>41.0</b>	<b>3:01</b>			
Iowa State (3)	6	15	2:16	FG	2	Recinos, 31-yd. FG
	6	40	2:32	FG	3	Recinos, 48-yd. FG
	13	83	6:30	TD	4	Sargent, 2-yd. run
<b>Iowa Avg. Drive</b>	<b>8.3</b>	<b>46.0</b>	<b>3:59</b>			
UNI (6)	10	92	4:39	TD	1	Fant, 5-yd. pass from Stanley
	12	68	5:41	TD	2	Sargent, 2-yd. run
	14	67	6:26	TD	2	Sargent, 10-yd. run
	10	52	4:20	FG	3	Recinos, 42-yd. FG
	4	41	1:43	TD	3	Easley, 14-yd. pass from Stanley
	3	72	1:21	TD	3	Young, 15-yd run.
<b>Iowa Avg. Drive</b>	<b>8.8</b>	<b>65.3</b>	<b>4:22</b>			
Wisconsin (3)	4	77	1:27	TD	2	Fant, 20-yd. pass from Stanley
	10	69	4:48	FG	3	Recinos, 24-yd FG
	8	75	3:35	TD	3	Fant, 1-yd. pass from Stanley
<b>Iowa Avg. Drive</b>	<b>7.3</b>	<b>73.7</b>	<b>3:03</b>			
at Minnesota (8)	10	53	4:40	TD	1	Hockenson, 3-yd. pass from Stanley
	3	62	1:24	TD	1	Smith-Marsette, 60-yd. pass from Stanley
	14	74	6:06	TD	2	Hockenson, 4-yd. run
	5	49	0:27	TD	2	Easley, 21-yd. pass from Stanley
	9	53	3:19	FG	3	Recinos, 40-yd. FG
	9	51	3:33	TD	3	Fant, 5-yd. pass from Stanley
	4	7	2:39	FG	4	Recinos, 20-yd. FG
	8	45	4:08	TD	4	Sargent, 2-yd. run
<b>Iowa Avg. Drive</b>	<b>7.8</b>	<b>49.3</b>	<b>3:12</b>			
at Indiana (6)	5	74	3:12	TD	1	Hockenson, 9-yd. pass from Stanley
	11	70	4:07	TD	1	Fant, 28-yd. pass from Stanley
	4	38	2:01	TD	2	Easley, 12-yd. pass from Stanley
	7	63	2:57	TD	3	Young, 11-yd. pass from Stanley
	3	61	1:29	TD	3	Hockenson, 54-yd. pass from Stanley
	9	80	3:59	TD	4	Kelly, 4-yd. pass from Stanley
<b>Iowa Avg. Drive</b>	<b>6.5</b>	<b>64.3</b>	<b>3:18</b>			

## DRIVE ANALYSIS

Distance Length (minus)	Iowa		Opponent	
	TD	FG	TD	FG
0-9	0	1	3	2
10-19	2	2	2	0
20-29	3	2	0	3
30-39	4	1	3	2
40-49	6	7	1	3
50-59	7	3	0	0
60-69	7	1	1	2
70-79	9	1	8	0
80-89	6	0	7	0
90-99	2	0	2	0

## GAME OPENING DRIVES

Game	Iowa			Opponent		
	Pts	Plys	Yds	Pts	Plys	Yds
NIU	0	3	4	0	4	7
Iowa St.	0	3	6	3	13	66
UNI	0	6	16	0	3	5
Wisconsin	0	11	80	0	8	31
at Minn.	7	10	53	0	3	(-6)
at Indiana	7	5	74	3	13	64
Maryland	0	8	46	0	4	19
at Penn St.	3	8	47	0	3	1
at Purdue	7	9	74	7	12	90
N'western	0	3	7	0	9	36
at Illinois	0	2	8	0	4	(-3)
Nebraska	7	12	81	7	11	79
Miss. St.	0	3	(-12)	0	3	5

## SECOND HALF OPENING DRIVES

Game	Iowa			Opponent		
	Pts	Plys	Yds	Pts	Plys	Yds
NIU	0	3	6	0	3	9
Iowa St.	0	3	6	0	4	17
UNI	3	10	52	0	3	2
Wisconsin	3	10	69	0	6	28
at Minn.	3	9	53	0	6	21
at Indiana	7	7	63	0	3	3
Maryland	3	10	27	0	3	(-8)
at Penn St.	0	5	19	7	4	77
at Purdue	0	3	(-2)	7	1	82
N'western	0	3	4	0	5	11
at Illinois	7	6	20	0	3	(-3)
Nebraska	7	8	56	0	3	6
Miss. St.	7	3	6	0	4	5

## 3rd Down and...

IOWA															OPPONENTS														
YARDS	NIU	ISU	UNI	UW	MINN	IU	MD	PSU	PUR	NW	ILL	NEB	MSU	TOTAL	YARDS	NIU	ISU	UNI	UW	MINN	IU	MD	PSU	PUR	NW	ILL	NEB	MSU	TOTAL
1-3	6-7	2-2	2-4	2-4	2-4	3-4	3-5	1-2	3-3	1-3	2-2	2-4	0-3	29-47	1-3	2-6	1-2	3-3	3-6	2-3	4-5	3-4	2-4	3-6	4-5	2-4	3-5	4-7	36-60
4-6	1-4	2-5	3-7	1-4	3-6	2-3	2-5	1-6	3-3	1-4	2-4	3-4	0-0	24-55	4-6	1-2	2-6	1-2	2-3	1-5	0-3	0-0	1-2	2-2	1-6	0-6	2-4	0-4	13-45
7-9	1-3	2-8	2-2	2-3	5-8	1-2	3-7	0-2	1-4	0-0	0-3	2-3	1-2	20-47	7-9	0-1	1-3	1-4	1-2	0-0	1-3	1-2	1-6	0-3	2-4	0-3	1-3	1-2	10-36
10-14	0-0	0-1	0-0	0-0	0-1	2-2	1-1	5-9	0-2	1-4	1-3	0-2	0-6	10-31	10-14	0-2	0-1	1-3	1-2	0-2	0-1	0-2	0-1	1-1	0-4	0-3	0-2	0-2	3-26
15+	0-2	0-1	0-2	0-0	0-0	0-1	0-0	0-1	0-2	0-2	0-0	0-0	0-0	0-11	15+	0-1	0-2	0-2	0-1	0-1	0-0	0-2	0-1	0-0	0-0	0-1	0-1	0-2	0-14
TOTAL	8-16	6-17	7-15	5-11	10-19	8-12	9-18	7-20	7-14	3-13	5-12	7-13	1-11	83-191	TOTAL	3-12	4-14	6-14	7-14	3-11	5-12	4-10	4-14	6-12	7-19	2-17	6-15	5-17	62-181





# IOWA FOOTBALL

**31 Bowl Games    11 Big Ten Championships    27 Consensus All-Americans    14 CFB Hall of Fame Inductees**

Maryland (4)	17	72	9:04	FG	1	Recinos, 23-yd. FG
	11	40	5:00	FG	2	Recinos, 25-yd. FG
	10	58	4:09	TD	2	Smith, 10-yd. pass from Stanley
	10	27	5:11	FG	3	Recinos, 36-yd. FG

**Iowa Avg. Drive    12.0    49.3    6:21**

at Penn State (3)	8	47	3:51	FG	1	Recinos, 27-yd. FG
	9	42	2:56	TD	1	Brincks, 10-yd. pass from Rastetter
	5	15	2:04	FG	2	Recinos, 49-yd. FG

**Iowa Avg. Drive    7.3    34.7    3:10**

at Purdue (6)	12	90	5:41	TD	1	Kelly-Martin, 2-yd. run
	9	35	3:57	FG	2	Recinos, 34-yd. FG
	7	62	3:01	TD	2	Stanley, 1-yd. TD run
	5	81	2:38	TD	3	Hockenson, 4-yd. pass from Stanley
	12	75	4:57	TD	4	Sargent, 1-yd. run
	5	26	1:54	TD	4	Sargent, 1-yd. run

**Iowa Avg. Drive    8.3    61.5    3:41**

Northwestern (2)	6	26	1:51	FG	2	Recinos, 46-yd. FG
	2	42	0:36	TD	3	Smith-Marsette, 28-yd. pass from Stanley

**Iowa Avg. Drive    4.0    34.0    1:34**

Illinois (7)	4	39	1:50	TD	1	Fant, 9-yd. pass from Stanley
	7	58	3:15	TD	2	Sargent, 3-yd. run
	1	11	0:07	TD	2	Hockenson, 11-yd. pass from Stanley
	4	83	2:27	TD	2	Hockenson, 37-yd. pass from Stanley
	6	20	2:39	TD	3	Young, 5-yd. run
	5	60	1:59	TD	4	Sargent, 29-yd. run
	7	51	3:54	TD	4	Young, 14-yd. run

**Iowa Avg. Drive    4.9    46.0    2:07**

Nebraska (5)	11	79	5:23	TD	1	Smith, 15-yd. pass from Stanley
	13	85	6:34	TD	2	Young, 4-td. run
	15	85	7:16	TD	2	Sargent, 15-yd. run
	8	56	3:56	TD	3	Sargent, 5-yd. pass from Stanley
	9	41	3:22	FG	4	Recinos, 41-yd. FG

**Iowa Avg. Drive    11.2    69.2    5:10**

Mississippi St. (5)	10	49	5:43	FG	2	Recinos, 44-yd. FG
	1	75	0:11	TD	2	Easley, 75-yd. pass from Stanley
	2	13	0:42	TD	2	Smith-Marsette, 15-yd. pass from Stanley
	6	32	2:44	TD	3	Easley, 8-yd. pass from Stanley
	6	50	2:51	FG	4	Recinos, 40-yd. FG

**Iowa Avg. Drive    5.0    43.8    2:18**

**Season Avg. (63)    7.5    53.3    3:21**

## LONGEST DRIVES

**Plays:** 17 vs. Maryland (72 yards, 9:04)

**Yards:** 92 vs. Northern Iowa (10 plays, 4:39)

**Time of Possession:** 9:04 vs. Maryland (17 plays, 72 yards)







# IOWA FOOTBALL

31 Bowl Games   11 Big Ten Championships   27 Consensus All-Americans   14 CFB Hall of Fame Inductees

Yards	Type	Player(s)	Opponent
75	Pass	Nate Stanley to Nick Easley	vs. Mississippi State
65	Pass	Nate Stanley to Noah Fant	at Purdue
<b>61</b>	<b>Punt Return</b>	<b>Kyle Groeneweg</b>	<b>at Illinois</b>
<b>60</b>	<b>Pass</b>	<b>Nate Stanley to Ihmir Smith-Marsette</b>	<b>at Minnesota</b>
60	Kick Return	Ihmir Smith-Marsette	at Indiana
58	Pass	Nate Stanley to Noah Fant	at Indiana
<b>54</b>	<b>Pass</b>	<b>Nate Stanley to T.J. Hockenson</b>	<b>at Indiana</b>
49	Kick Return	Ihmir Smith-Marsette	at Penn State
49	Kick Return	Ihmir Smith-Marsette	at Minnesota
48	Pass	Nate Stanley to Mekhi Sargent	UNI
46	Pass	Nate Stanley to T.J. Hockenson	Wisconsin
45	Pass	Nate Stanley to T.J. Hockenson	Wisconsin
45	Pass	Nate Stanley to Ihmir Smith-Marsette	Iowa State
43	Kick Return	Ihmir Smith-Marsette	Northwestern
43	Pass	Nate Stanley to Noah Fant	UNI
40	Kick Return	Ihmir Smith-Marsette	at Purdue
40	Run	Toren Young	N. Illinois
39	Int. Return	Amani Hooker	at Illinois
38	Kick Return	Ihmir Smith-Marsette	vs. Mississippi State
38	Punt Return	Kyle Groeneweg	at Purdue
37	Pass	Nate Stanley to Noah Fant	at Illinois
<b>37</b>	<b>Pass</b>	<b>Nate Stanley to T.J. Hockenson</b>	<b>at Illinois</b>
37	Pass	Nate Stanley to T.J. Hockenson	Northwestern
37	Kick Return	Ihmir Smith-Marsette	Northwestern
36	Pass	Nate Stanley to Ihmir Smith-Marsette	Northwestern
36	Int. Return	Riley Moss	at Minnesota
35	Kick Return	Kyle Groeneweg	at Indiana
34	Kick Return	Ihmir Smith-Marsette	at Minnesota
33	Kick Return	Ihmir Smith-Marsette	vs. Mississippi State
32	Run	Mekhi Sargent	Nebraska
32	Kick Return	Ihmir Smith-Marsette	at Penn State
30	Pass	Nate Stanley to T.J. Hockenson	at Indiana
30	Pass	Nate Stanley to T.J. Hockenson	at Minnesota
30	Pass	Nate Stanley to Brandon Smith	Iowa State
30	Pass	Peyton Mansell to Nate Wieting	N. Illinois
29	Kick Return	Ihmir Smith-Marsette	vs. Mississippi State
<b>29</b>	<b>Run</b>	<b>Mekhi Sargent</b>	<b>at Illinois</b>
29	Pass	Nate Stanley to T.J. Hockenson	at Penn State
29	Pass	Nate Stanley to Noah Fant	UNI
29	Int. Return	Michael Ojemudia	UNI
28	Int. Return	Jake Gervase	vs. Mississippi State

BY LENGTH		
Yards	No.	TD
20-29	44	6
30-39	18	1
40-49	10	0
50-59	2	1
60-69	4	2
70-79	1	1
80-89	0	0
90+	0	0
<b>TOTAL</b>	<b>79</b>	<b>11</b>

BY PLAY TYPE		
Type	No.	TD
Rushing	8	1
Passing	42	8
Punt Returns	4	1
Kick Returns	21	0
Int. Returns	4	1
Fumble Returns	0	0
Other	0	0
<b>TOTAL</b>	<b>79</b>	<b>11</b>

## LONGEST PLAYS OF 2017

### RUSHING

40, Toren Young vs. Northern Illinois, 9/1/18

### RUSHING TOUCHDOWN

29, Mekhi Sargent at Illinois, 11/17/18

### RECEIVING

75, Nick Easley vs. Mississippi State, 1/1/19

### RECEIVING TOUCHDOWN

75, Nick Easley vs. Mississippi State, 1/1/19

### PUNT RETURN

61, Kyle Groeneweg at Illinois, 11/17/18

### KICK RETURN

60, Ihmir Smith-Marsette at Indiana, 10/13/18

### INTERCEPTION RETURN

39, Amani Hooker at Illinois, 11/17/18

### FUMBLE RETURN

19, A.J. Epenesa at Illinois, 11/17/18

### PUNT

69, Colten Rastetter vs. Northern Illinois, 9/1/18

### FIELD GOAL

49, Miguel Recinos at Penn State, 10/27/18

## GAME-BY-GAME LONGEST PLAYS

### IOWA

Yds	Opponent	Player(s)
40	Northern Illinois	Toren Young (run)
45	Iowa State	Ihmir Smith-Marsette (reception)
48	UNI	Mekhi Sargent (reception)
46	Wisconsin	T.J. Hockenson (reception)
60	at Minnesota	Ihmir Smith-Marsette (reception (TD))
60	at Indiana	Ihmir Smith-Marsette (kick return)
16	Maryland	T.J. Hockenson (reception)/Peyton Mansell (run)
49	at Penn State	Ihmir Smith-Marsette (kick return)
65	at Purdue	Noah Fant (reception)
43	Northwestern	Ihmir Smith-Marsette (kick return)
61	at Illinois	Kyle Groeneweg (punt return-TD)
32	Nebraska	Mekhi Sargent (run)
75	Mississippi State	Nick Easley (reception-TD)

### OPPONENT

Yds	Opponent	Player(s)
23	Northern Illinois	D.J. Brown (kick return)
31	Iowa State	Dashaunte Jones (reception)
40	UNI	Jalen Rima (reception)
33	Wisconsin	Alec Ingold (reception & run (TD))
52	at Minnesota	Tyler Johnson (reception)
33	at Indiana	Ty Fryfogle (reception-TD)
22	Maryland	Ty Johnson (kick return)
67	at Penn State	K.J. Hamler (kick return)
82	at Purdue	Terry Wright (reception-TD)
34	Northwestern	Isaiah Bowser (run-TD)
19	at Illinois	RaVon Bonner (run)
35	Nebraska	Maurice Washington (reception)
51	Mississippi State	Stephen Guidry (reception)





# IOWA FOOTBALL

31 Bowl Games    11 Big Ten Championships    27 Consensus All-Americans    14 CFB Hall of Fame Inductees

28	Pass	Nate Stanley to Ihmir Smith-Marsette	Northwestern
28	Pass	Nate Stanley to Noah Fant	at Indiana
27	Kick Return	Ihmir Smith-Marsette	Nebraska
27	Kick Return	Ihmir Smith-Marsette	N. Illinois
26	Punt Return	Dominique Daffney	at Penn State
26	Pass	Nate Stanley to Brandon Smith	at Minnesota
25	Pass	Nate Stanley to T.J. Hockenson	Nebraska
25	Pass	Nate Stanley to Ivory Kelly-Martin	at Minnesota
24	Kick Return	Ihmir Smith-Marsette	vs. Mississippi State
24	Int. Return	<b>Geno Stone</b>	<b>at Penn State</b>
24	Kick Return	Devonte Young	at Indiana
24	Pass	Nate Stanley to T.J. Hockenson	Wisconsin
24	Pass	Nate Stanley to T.J. Hockenson	N. Illinois
24	Run	Toren Young	N. Illinois
23	Run	Mekhi Sargent	at Penn State
23	Pass	Nate Stanley to Brandon Smith	at Indiana
23	Punt Return	Kyle Groeneweg	Wisconsin
23	Pass	Nate Stanley to Nick Easley	UNI
22	Pass	Nate Stanley to T.J. Hockenson	vs. Mississippi State
22	Kick Return	Devonte Young	Nebraska
22	Pass	Nate Stanley to Noah Fant	at Penn State
22	Kick Return	Ihmir Smith-Marsette	at Penn State
22	Pass	Nate Stanley to Nick Easley	Wisconsin
22	Pass	Peyton Mansell to Tyrone Tracy	UNI
21	Pass	Nate Stanley to Brandon Smith	Nebraska
21	Kick Return	Ihmir Smith-Marsette	Nebraska
21	Pass	Nate Stanley to Nate Wieting	at Purdue
21	Pass	Nate Stanley to Mekhi Sargent	at Indiana
21	Pass	<b>Nate Stanley to Nick Easley</b>	<b>at Minnesota</b>
21	Pass	Nate Stanley to T.J. Hockenson	N. Illinois
20	Pass	Nate Stanley to T.J. Hockenson	vs. Mississippi State
20	Kick Return	Ihmir Smith-Marsette	vs. Mississippi State
20	Kick Return	Ihmir Smith-Marsette	Northwestern
20	Pass	Nate Stanley to T.J. Hockenson	Northwestern
20	Run	Mekhi Sargent	at Penn State
20	Pass	Nate Stanley to T.J. Hockenson	at Penn State
20	Pass	<b>Nate Stanley to Noah Fant</b>	<b>Wisconsin</b>
20	Run	Ihmir Smith-Marsette	Wisconsin

**BOLD** plays note touchdowns





# IOWA FOOTBALL

31 Bowl Games    11 Big Ten Championships    27 Consensus All-Americans    14 CFB Hall of Fame Inductees

## IOWA BIG PLAYS

OPPONENT	Rushing			Passing				Special Teams		
	20-29	30-39	40+	20-29	30-39	40-49	50+	FG BLK	XPT BLK	PUNT BLK
Northern Illinois	1	0	1	2	1	0	0	0	0	0
Iowa State	0	0	0	0	1	1	0	0	0	0
Northern Iowa	0	0	0	3	0	2	0	0	0	0
Wisconsin	1	0	0	3	0	2	0	0	0	0
at Minnesota	0	0	0	3	1	0	1	0	0	0
at Indiana	0	0	0	3	1	0	2	0	0	0
Maryland	0	0	0	0	0	0	0	0	0	0
at Penn State	2	0	0	3	0	0	0	0	0	1
at Purdue	0	0	0	1	0	0	1	0	0	0
Northwestern	0	0	0	2	2	0	0	0	0	0
at Illinois	1	0	0	0	2	0	0	0	0	1
Nebraska	0	1	0	2	0	0	0	0	0	0
Mississippi St.	0	0	0	2	0	0	1	0	0	0
<b>TOTALS</b>	<b>5</b>	<b>1</b>	<b>1</b>	<b>24</b>	<b>8</b>	<b>5</b>	<b>5</b>	<b>0</b>	<b>0</b>	<b>2</b>

## OPPONENT BIG PLAYS

OPPONENT	Rushing			Passing				Special Teams		
	20-29	30-39	40+	20-29	30-39	40-49	50+	FG BLK	XPT BLK	PUNT BLK
Northern Illinois	0	0	0	1	0	0	0	0	0	1
Iowa State	0	0	0	1	1	0	0	0	0	0
Northern Iowa	0	0	0	2	0	1	0	0	0	0
Wisconsin	0	1	0	2	1	0	0	1	0	0
at Minnesota	0	0	0	0	1	0	1	0	0	0
at Indiana	0	0	0	2	1	0	0	0	0	0
Maryland	0	0	0	0	0	0	0	0	0	0
at Penn State	0	0	1	0	1	0	0	0	0	0
at Purdue	0	0	0	0	1	1	2	0	0	0
Northwestern	0	1	0	0	1	0	0	0	0	0
at Illinois	0	0	0	0	0	0	0	0	0	0
Nebraska	1	0	0	2	1	0	0	0	0	0
Mississippi St.	0	1	0	0	1	0	1	0	0	0
<b>TOTALS</b>	<b>1</b>	<b>3</b>	<b>1</b>	<b>10</b>	<b>9</b>	<b>2</b>	<b>4</b>	<b>1</b>	<b>0</b>	<b>1</b>

## TURNOVERS FORCED

OPPONENT	Iowa					Opponent			
	FUM	INT	TOT	PTS OFF	MARGIN	FUM	INT	TOT	PTS OFF
Northern Illinois	1	1	2	7	+1	0	1	1	0
Iowa State	1	0	1	0	+1	0	0	0	0
Northern Iowa	1	1	2	7	0	0	2	2	7
Wisconsin	0	0	0	0	-3	2	1	3	14
at Minnesota	0	4	4	3	+2	1	1	2	14
at Indiana	0	2	2	7	0	0	1	1	7
Maryland	1	1	2	14	0	0	1	1	0
at Penn State	1	1	2	7	0	0	2	2	7
at Purdue	0	2	2	7	0	1	0	1	0
Northwestern	0	2	2	7	0	2	0	2	0
at Illinois	1	3	4	14	0	0	1	1	0
Nebraska	0	1	1	0	0	0	0	0	0
Mississippi St.	1	2	3	17	+1	1	1	2	13
<b>Totals</b>	<b>7</b>	<b>20</b>	<b>27</b>	<b>100</b>	<b>+9</b>	<b>7</b>	<b>11</b>	<b>18</b>	<b>62</b>





# IOWA FOOTBALL

31 Bowl Games 11 Big Ten Championships 27 Consensus All-Americans 14 CFB Hall of Fame Inductees

## IOWA DRIVE CHARTS

### NORTHERN ILLINOIS

QTR.	START	TIME	PLAYS-YDS	TOP	RESULT
1st	IA 29	15:00	3-4	0:58	Punt
	IA 20	12:58	3-3	1:28	Punt
	IA 23	9:21	10-38	4:43	Interception
	IA 45	0:39	7-40	3:19	FIELD GOAL
2nd	IA 13	9:16	11-48	5:27	Downs
	IA 4	1:26	3-7	1:03	Punt
3rd	IA 17	13:51	3-6	1:25	Punt
	IA 42	11:33	7-58	4:13	TOUCHDOWN
	NIU 46	5:02	5-46	2:21	TOUCHDOWN
	NIU 26	0:47	6-26	2:45	TOUCHDOWN
4th	IA 24	12:15	6-6	3:42	Punt
	NIU 35	7:59	3-35	1:07	TOUCHDOWN
	IA 25	2:12	6-23	2:12	Half

### IOWA STATE

QTR.	START	TIME	PLAYS-YDS	TOP	RESULT
1st	IA 25	15:00	3-6	1:29	Punt
	IA 25	6:42	6-9	3:20	Punt
	ISU 21	2:08	4-1	1:05	Missed FG
2nd	IA 29	14:07	8-38	4:21	Punt
	ISU 28	7:34	6-15	2:16	FIELD GOAL
	IA 6	1:25	3-9	1:25	Half
3rd	IA 34	13:27	4-17	2:41	Punt
	IA 30	9:06	6-40	2:32	FIELD GOAL
	IA 43	1:58	9-25	3:02	Missed FG
4th	IA 17	11:17	13-83	6:30	TOUCHDOWN
	IA 46	3:33	3-2	1:01	Punt
	ISU 40	1:53	3-13	1:53	Half

### NORTHERN IOWA

QTR.	START	TIME	PLAYS-YDS	TOP	RESULT
1st	IA 25	15:00	6-16	2:42	Punt
	IA 8	10:46	10-92	4:39	TOUCHDOWN
	IA 32	4:50	12-68	5:41	TOUCHDOWN
2nd	IA 33	8:35	14-67	6:26	TOUCHDOWN
	IA 36	1:37	7-25	1:08	Interception
	UNI 35	0:12	2-23	0:12	Missed FG
3rd	IA 24	14:10	10-52	4:20	FIELD GOAL
	UNI 41	8:46	4-41	1:43	TOUCHDOWN
	IA 28	3:20	3-72	1:21	TOUCHDOWN
4th	IA 25	11:12	7-45	3:33	Interception
	IA 25	5:25	4-(-2)	2:32	Punt
	IA 43	2:17	4-6	2:17	Downs

### WISCONSIN

QTR.	START	TIME	PLAYS-YDS	TOP	RESULT
1st	IA 15	10:29	11-80	5:48	Downs
2nd	IA 25	14:31	6-33	3:42	Punt
	IA 23	6:42	4-77	1:27	TOUCHDOWN
	IA 3	00:56	3-26	0:56	Half
3rd	IA 25	15:00	10-69	4:48	FIELD GOAL
	IA 25	5:12	8-75	3:35	TOUCHDOWN
4th	IA 12	11:25	3-7	0:56	Punt
	IA 15	8:34	6-32	2:54	Punt
	IA 24	0:57	3-6	0:19	Interception
	IA 25	0:22	1-27	0:22	Half

## OPPONENT DRIVE CHARTS

### NORTHERN ILLINOIS

QTR.	START	TIME	PLAYS-YDS	TOP	RESULT
1st	IA 23	14:02	4-7	1:04	Missed FG
	NIU 22	11:30	4-14	2:09	Punt
	NIU 7	4:38	10-48	3:59	Downs
	NIU 25	12:20	6-16	3:04	Punt
2nd	NIU 39	3:49	6-38	2:23	Interception
	IA 45	0:23	4-13	0:21	Missed FG
3rd	NIU 35	15:00	3-9	1:09	Punt
	NIU 20	12:26	3-7	0:53	Punt
	NIU 28	7:20	3-(-19)	2:18	Punt
	NIU 25	2:41	5-1	1:54	Fumble
4th	NIU 25	13:02	3-4	0:47	Punt
	NIU 1	8:33	2-(-1)	0:34	Safety
	NIU 25	6:52	11-75	4:40	TOUCHDOWN

### IOWA STATE

QTR.	START	TIME	PLAYS-YDS	TOP	RESULT
1st	ISU 28	13:31	13-66	6:49	FIELD GOAL
	ISU 15	3:22	3-(-8)	1:14	Punt
	ISU 20	1:03	4-14	1:56	Punt
2nd	ISU 8	9:46	3-7	2:12	Punt
	ISU 25	5:18	6-11	3:53	Punt
3rd	ISU 25	15:00	3-6	1:33	Punt
	ISU 9	10:46	3-5	1:40	Punt
	ISU 25	6:34	9-32	4:36	Downs
4th	ISU 32	13:56	7-15	2:39	Punt
	ISU 26	4:47	3-0	1:14	Punt
	ISU 20	2:32	3-20	0:39	Fumble

### NORTHERN IOWA

QTR.	START	TIME	PLAYS-YDS	TOP	RESULT
1st	UNI 22	12:18	3-5	1:32	Punt
	UNI 16	6:07	4-11	1:17	Punt
	UNI 25	14:09	9-4	5:34	Punt
2nd	UNI 31	2:09	3-0	0:32	Punt
	UNI 28	0:29	1-0	0:17	Interception
3rd	UNI 25	15:00	3-2	0:50	Punt
	UNI 25	9:50	3-16	1:04	Fumble
	UNI 25	7:03	10-47	3:43	Missed FG
4th	UNI 25	1:59	14-75	5:47	TOUCHDOWN
	UNI 35	7:39	6-65	2:14	TOUCHDOWN
	IA 49	2:53	4-8	0:36	Downs

### WISCONSIN

QTR.	START	TIME	PLAYS-YDS	TOP	RESULT
1st	W 25	15:00	8-31	4:31	Punt
	W 5	4:41	11-95	5:10	TOUCHDOWN
2nd	W 11	10:49	7-43	4:07	Punt
	W 22	5:15	3-2	1:44	Punt
	W 45	3:31	3-3	2:35	Punt
3rd	W 25	10:12	6-28	3:27	Punt
	IA 10	6:45	3-10	1:33	TOUCHDOWN
	W 10	1:37	9-46	5:12	Punt
4th	W 44	10:29	3-7	1:55	Punt
	W 12	5:40	10-88	4:43	TOUCHDOWN
	IA 37	0:38	3-37	0:16	TOUCHDOWN







# IOWA FOOTBALL

31 Bowl Games 11 Big Ten Championships 27 Consensus All-Americans 14 CFB Hall of Fame Inductees

## IOWA DRIVE CHARTS

### MINNESOTA

QTR.	START	TIME	PLAYS-Yds	TOP	RESULT
1st	IA 47	13:29	10-53	4:40	TOUCHDOWN
	IA 38	7:12	3-62	1:24	TOUCHDOWN
	IA 36	0:58	3-2	1:14	Punt
2nd	IA 26	12:03	14-74	6:06	TOUCHDOWN
	IA 25	4:00	3-0	0:59	Punt
	M 49	2:02	5-49	0:27	TOUCHDOWN
	IA 20	1:12	1-0	0:10	Interception
	IA 35	0:53	3-9	0:53	Half
3rd	IA 25	15:00	9-53	3:19	FIELD GOAL
	IA 12	8:52	2-(-2)	0:40	Fumble
	IA 49	7:36	9-51	3:33	TOUCHDOWN
	IA 28	0:29	3-6	0:50	Punt
4th	IA 37	14:32	3-3	1:37	Punt
	M 9	11:59	4-7	2:39	FIELD GOAL
	M 45	5:35	8-45	4:08	TOUCHDOWN

### INDIANA

QTR.	START	TIME	PLAYS-Yds	TOP	RESULT
1st	IA 26	10:27	5-74	3:12	TOUCHDOWN
	IA 30	5:28	11-70	4:07	TOUCHDOWN
	IA 22	0:17	5-40	2:26	Interception
2nd	IU 38	12:04	4-38	2:01	TOUCHDOWN
	IA 10	7:39	6-16	4:13	Punt
	IA 43	0:41	4-6	0:41	Half
3rd	IA 37	15:00	7-63	2:57	TOUCHDOWN
	IA 39	10:48	3-61	1:29	TOUCHDOWN
	IA 45	5:50	4-9	3:46	Punt
4th	IA 20	13:22	9-80	3:59	TOUCHDOWN
	IA 19	3:56	7-21	3:56	Downs

### MARYLAND

QTR.	START	TIME	PLAYS-Yds	TOP	RESULT
1st	IA 28	15:00	8-46	4:36	Interception
	IA 23	9:07	17-72	9:04	FIELD GOAL
2nd	M 47	14:03	11-40	5:00	FIELD GOAL
	IA 42	4:17	10-58	4:09	TOUCHDOWN
3rd	M 45	12:48	10-27	5:11	FIELD GOAL
	IA 39	5:51	3-1	1:33	Punt
4th	IA 27	15:00	6-19	3:46	Punt
	IA 26	8:47	14-58	7:36	Downs

### PENN STATE

QTR.	START	TIME	PLAYS-Yds	TOP	RESULT
1st	IA 44	14:00	8-47	3:51	FIELD GOAL
	PSU 42	8:18	9-42	2:56	TOUCHDOWN
	IA 25	0:27	3-(-1)	0:54	Punt
2nd	IA 43	13:31	6-6	3:01	Punt
	IA 31	7:44	2-1	0:55	Interception
	PSU 46	6:36	5-15	2:04	FIELD GOAL
	IA 35	3:49	8-23	3:12	Downs
3rd	IA 25	15:00	5-19	1:36	Punt
	IA 25	12:10	5-27	2:50	Punt
	IA 29	8:00	3-(-5)	2:05	Punt
	IA 25	4:10	6-17	2:48	Punt
4th	IA 10	12:57	6-41	2:09	Punt
	IA 25	8:24	12-72	5:06	Interception
	IA 23	1:23	11-48	1:23	Half

## OPPONENT DRIVE CHARTS

### MINNESOTA

QTR.	START	TIME	PLAYS-Yds	TOP	RESULT
1st	M 25	15:00	3-(-6)	1:31	Punt
	M 25	8:49	3-(-4)	1:37	Punt
	M 25	5:48	10-75	4:50	TOUCHDOWN
2nd	M 17	14:44	5-13	2:41	Punt
	M 25	5:57	6-43	1:57	FIELD GOAL
	M 44	3:01	4-5-	0:59	Downs
	M 25	1:35	3-47	0:23	Interception
	IA 6	1:02	2-6	0:09	TOUCHDOWN
3rd	M 35	11:41	6-21	2:49	Punt
	IA 3	8:12	2-3	0:36	TOUCHDOWN
	M 25	4:03	7-47	3:34	Downs
4th	M 25	14:39	1-0	0:07	Interception
	M 17	12:55	2-(-7)	0:56	Interception
	M 25	9:20	10-75	3:45	TOUCHDOWN
	M 38	1:27	4-27	0:49	Interception

### INDIANA

QTR.	START	TIME	PLAYS-Yds	TOP	RESULT
1st	IU 25	15:00	13-64	4:28	FIELD GOAL
	IU 25	7:15	3-(-10)	1:47	Punt
	IU 25	1:21	3-7	1:04	Punt
2nd	IA 35	12:51	2-34	0:34	TOUCHDOWN
	IU 25	10:03	5-17	2:24	Punt
	IU 31	3:26	8-41	2:45	Downs
3rd	IU 25	12:03	3-3	1:15	Punt
	IU 25	9:19	8-75	3:24	TOUCHDOWN
4th	IU 20	2:04	11-74	3:42	Interception
	IU 20	9:17	12-60	5:21	Interception

### MARYLAND

QTR.	START	TIME	PLAYS-Yds	TOP	RESULT
1st	M 26	10:24	4-19	1:17	Punt
	M 25	0:03	3-(-7)	1:00	Punt
2nd	M 25	9:03	8-28	4:46	Interception
	M 25	15:00	3-(-8)	2:12	Punt
3rd	M 25	7:37	3-1	1:46	Punt
	M 10	4:18	2-(-10)	0:47	Fumble
	M 26	3:31	6-9	3:31	Punt
4th	M 6	11:14	6-27	2:27	Punt
	M 16	1:11	3-25	1:11	Half

### PENN STATE

QTR.	START	TIME	PLAYS-Yds	TOP	RESULT
1st	PSU 25	15:00	3-1	0:52	SAFETY
	PSU 25	10:09	3-(-15)	1:51	Punt
	PSU 15	5:18	10-85	4:51	TOUCHDOWN
2nd	PSU 27	14:33	4-(-27)	0:54	SAFETY
	PSU 15	10:30	6-14	2:46	Punt
	IA 3	6:49	1-3	0:04	TOUCHDOWN
	PSU 25	4:32	3-7	0:43	Punt
3rd	PSU 42	0:37	4-31	0:34	FIELD GOAL
	PSU 23	13:24	4-77	1:14	TOUCHDOWN
	PSU 14	9:20	3-3	1:20	Punt
	PSU 45	5:55	6-24	1:45	FIELD GOAL
4th	PSU 23	1:22	9-67	3:25	Fumble
	PSU 8	10:48	2-1	0:48	Interception
	IA 31	9:49	4-5	1:25	FIELD GOAL
	PSU 9	3:18	5-24	1:55	Punt





# IOWA FOOTBALL

31 Bowl Games    11 Big Ten Championships    27 Consensus All-Americans    14 CFB Hall of Fame Inductees

## IOWA DRIVE CHARTS

### PURDUE

QTR.	START	TIME	PLAYS-YDS	TOP	RESULT
1st	IA 10	11:56	12-90	5:41	TOUCHDOWN
	IA 38	3:40	5-13	1:29	Punt
2nd	IA 49	14:44	9-35	3:57	FIELD GOAL
	IA 25	6:27	4-18	1:54	Punt
3rd	IA 38	3:18	7-62	3:01	TOUCHDOWN
	IA 40	15:00	3-(-2)	2:39	Punt
	IA 19	12:11	5-81	2:38	TOUCHDOWN
	IA 8	7:29	3-3	2:17	Punt
4th	IA 25	2:26	12-75	4:57	TOUCHDOWN
	PUR 26	12:13	5-26	1:54	TOUCHDOWN
	IA 17	8:00	5-2	3:30	Punt

### NORTHWESTERN

QTR.	START	TIME	PLAYS-YDS	TOP	RESULT
1st	IA 47	15:00	3-7	1:35	Punt
	IA 8	10:07	12-62	5:14	Downs
	IA 10	2:41	5-26	2:41	Punt
2nd	IA 8	14:18	7-46	4:20	Punt
	IA 31	7:29	5-12	2:43	Punt
	IA 46	2:47	6-26	1:51	FIELD GOAL
3rd	NU 42	13:50	3-4	2:07	Punt
	IA 40	9:19	7-40	2:16	Missed FG
	NU 42	5:03	2-42	0:36	TOUCHDOWN
4th	IA 20	12:26	3-5	2:00	Punt
	IA 37	9:27	3-0	0:34	Punt
	IA 25	6:16	4-26	1:50	Fumble
	IA 10	2:41	5-32	1:07	Fumble

### ILLINOIS

QTR.	START	TIME	PLAYS-YDS	TOP	RESULT
1st	IA 25	15:00	2-8	0:41	Interception
	IA 44	12:19	6-18	3:00	Punt
	ILL 39	8:10	4-39	1:50	TOUCHDOWN
	IA 35	4:46	3-0	1:40	Punt
	ILL 42	2:05	7-58	3:15	TOUCHDOWN
2nd	IA 11	11:50	1-11	0:07	TOUCHDOWN
	IA 17	7:37	4-83	2:27	TOUCHDOWN
	IA 2	1:01	3-6	0:29	Punt
3rd	ILL 20	10:50	6-20	2:39	TOUCHDOWN
	IA 32	5:28	5-19	2:14	Punt
4th	IA 27	2:06	3-(-5)	2:15	Punt
	IA 40	13:09	5-60	1:59	TOUCHDOWN
	IA 49	9:41	7-51	3:54	TOUCHDOWN
	ILL 47	2:07	3-5	2:07	Half

### NEBRASKA

QTR.	START	TIME	PLAYS-YDS	TOP	RESULT
1st	IA 21	15:00	11-79	5:23	TOUCHDOWN
	IA 15	5:55	13-85	6:34	TOUCHDOWN
2nd	IA 22	11:30	3-3	1:36	Punt
	IA 15	8:01	15-85	7:16	TOUCHDOWN
3rd	IA 44	13:09	8-56	3:56	TOUCHDOWN
	N 41	8:10	8-39	4:01	Downs
4th	IA 28	13:57	3-(-2)	1:00	Punt
	IA 48	9:27	5-33	1:33	Missed FG
	IA 36	3:22	9-41	3:22	FIELD GOAL

## OPPONENT DRIVE CHARTS

### PURDUE

QTR.	START	TIME	PLAYS-YDS	TOP	RESULT
1st	PUR 26	15:00	9-74	3:04	TOUCHDOWN
	PUR 25	6:15	7-75	2:35	TOUCHDOWN
	PUR 16	2:11	5-14	2:27	Punt
2nd	PUR 11	10:47	10-89	4:20	TOUCHDOWN
	PUR 21	4:33	3-2	1:15	Punt
3rd	PUR 18	12:21	1-82	0:10	TOUCHDOWN
	PUR 25	9:33	6-34	2:04	Interception
	IA 18	5:12	6-18	2:46	TOUCHDOWN
4th	PUR 14	12:29	1-0	0:16	Interception
	PUR 15	10:19	4-18	2:19	Punt
	PUR 50	4:30	11-43	4:30	FIELD GOAL

### NORTHWESTERN

QTR.	START	TIME	PLAYS-YDS	TOP	RESULT
1st	NU 14	13:25	9-36	3:18	Punt
	NU 30	4:53	5-22	2:12	Punt
2nd	NU 45	15:00	3-5	0:42	Punt
	NU 8	9:58	4-16	2:29	Punt
3rd	NU 19	4:46	3-(-2)	1:59	Punt
	NU 25	15:00	5-11	1:10	Interception
	NU 20	11:43	6-80	2:24	TOUCHDOWN
	NU 20	7:03	6-16	2:00	Interception
	NU 25	4:27	19-55	7:01	Missed FG
4th	IA 46	10:26	4-46	0:59	TOUCHDOWN
	NU 30	8:53	3-4	2:37	Punt
	NU 49	4:26	3-2	1:45	Punt
	IA 42	1:34	4-12	1:34	Half

### ILLINOIS

QTR.	START	TIME	PLAYS-YDS	TOP	RESULT
1st	IA 41	14:19	4-(-3)	2:00	Downs
	ILL 2	9:19	4-14	1:09	Punt
	ILL 26	6:20	3-0	1:34	Punt
	ILL 21	3:06	3-2	1:01	Punt
2nd	ILL 25	13:50	1-(-6)	0:08	Fumble
	ILL 25	13:42	3-9	1:52	Punt
	ILL 25	11:43	7-21	4:06	Punt
	ILL 25	5:10	9-34	4:09	Interception
	IA 46	0:32	4-6	0:26	Downs
3rd	ILL 25	15:00	3-(-3)	1:34	Punt
	ILL 25	13:26	6-29	2:36	Interception
	ILL 25	8:11	7-22	2:43	Punt
4th	ILL 13	3:14	3-6	1:08	Punt
	ILL 45	14:51	6-15	1:42	Downs
	ILL 16	11:10	3-(-10)	1:29	Punt
	ILL 25	5:47	7-27	3:40	Interception

### NEBRASKA

QTR.	START	TIME	PLAYS-YDS	TOP	RESULT
1st	N 19	9:37	12-81	3:42	TOUCHDOWN
	N 25	14:21	8-65	2:51	FIELD GOAL
2nd	N 40	9:54	4-7	1:53	Punt
	N 25	0:45	8-46	0:45	FIELD GOAL
3rd	N 7	15:00	3-6	1:51	Punt
	N 12	9:13	3-2	1:03	Punt
4th	N 2	4:09	14-98	5:12	TOUCHDOWN
	N 37	12:57	8-25	3:30	Interception
	N 20	7:54	13-80	4:32	TOUCHDOWN





# IOWA FOOTBALL

31 Bowl Games    11 Big Ten Championships    27 Consensus All-Americans    14 CFB Hall of Fame Inductees

## IOWA DRIVE CHARTS

### MISSISSIPPI STATE

QTR.	START	TIME	PLAYS-Yds	TOP	RESULT
1st	IA 30	13:33	3-(-12)	2:06	Punt
	IA 33	6:37	3-2	1:58	Punt
	IA 25	0:45	10-49	5:43	FIELD GOAL
2nd	IA 25	8:06	1-75	0:11	TOUCHDOWN
	M 13	7:00	2-13	0:42	TOUCHDOWN
	IA 20	1:14	3-0	0:16	Punt
3rd	IA 43	15:00	4-5	2:22	Interception
	IA 25	11:26	0-6	0:06	Fumble
	IA 34	11:08	5-19	3:03	Punt
	M 32	4:39	6-32	2:44	TOUCHDOWN
	IA 20	0:34	3-(-1)	0:50	Punt
4th	IA 25	12:04	3-5	1:31	Punt
	IA 28	8:42	6-50	2:51	FIELD GOAL
	IA 16	4:06	3-8	1:44	Punt

## OPPONENT DRIVE CHARTS

### MISSISSIPPI STATE

QTR.	START	TIME	PLAYS-Yds	TOP	RESULT
1st	M 17	15:00	3-5	1:27	Punt
	M 35	11:27	10-39	4:50	FIELD GOAL
	IA 47	4:39	9-23	3:54	FIELD GOAL
2nd	M 25	10:02	5-16	1:56	Punt
	M 22	7:55	3-(-9)	0:55	Fumble
	M 25	6:18	10-29	5:04	Punt
	M 47	0:58	3-(-2)	0:58	Half
	IA 6	12:38	3-6	1:18	TOUCHDOWN
3rd	IA 33	11:20	1-33	0:12	TOUCHDOWN
	M 20	8:05	6-17	3:26	Interception
	M 25	1:55	3-5	1:21	Punt
	M 48	14:44	5-49	2:40	FIELD GOAL
4th	M 35	10:33	4-45	1:51	Interception
	M 25	5:51	3-9	1:45	Punt
	M 31	2:22	9-37	1:57	Downs





# IOWA FOOTBALL

31 Bowl Games   11 Big Ten Championships   27 Consensus All-Americans   14 CFB Hall of Fame Inductees

## PASSING

### Peyton Mansell (RS Fr.)

Att: 3 vs. UNI (9/15/18)  
Comp: 2, 2X, last vs. UNI (9/15/18)  
Yards: 35 vs. Northern Illinois (9/1/18)  
Long: 30 vs. Northern Illinois (9/1/18)

### Nate Stanley (Jr.)

Att: 49 at Penn State (10/27/18)  
Comp: 27, 2X, last vs. Northwestern (11/10/18)  
Yards: 333 at Iowa State (9/9/17)  
TDs: 6 at Indiana (10/13/18)  
Long: 75 vs. Mississippi State (1/1/19)

### Spencer Petras (Fr.)

Att: 1 vs. Maryland (10/20/18)

### Colten Rastetter (RS So.)

Att: 1, 4X, last vs. Nebraska (11/23/18)  
Comp: 1, 4X, last vs. Nebraska (11/23/18)  
Yards: 18 vs. Ohio State (11/4/17)  
TD: 1 at Penn State (10/27/18)

## RUSHING

### Max Cooper (So.)

Att: 1 at Indiana (10/13/18)  
Yards: 9 at Indiana (10/13/18)  
Long: 9 at Indiana (10/13/18)

### Nick Easley (Sr.)

Att: 1, 4X, last vs. Maryland (10/20/18)  
Yards: 9 vs. UNI (9/15/18)  
Long: 9 vs. UNI (9/15/18)

### Noah Fant (Jr.)

Att: 1, 4X, last at Purdue (11/3/18)  
Yards: 3, 2X, last at Purdue (11/3/18)  
Long: 3, 2X, last at Purdue (11/3/18)

### Henry Geil (Fr.)

Att: 10 vs. UNI (9/15/18)  
Yards: 24 vs. UNI (9/15/18)  
Long: 7 vs. UNI (9/15/18)

### Kyle Groeneweg (Sr.)

Att: 1, 2X, last vs. Wisconsin (9/22/18)  
Yards: 11 vs. UNI (9/15/18)  
Long: 11 vs. UNI (9/15/18)

### T.J. Hockenson (RS So.)

Att: 1 at Minnesota (10/6/18)  
Yards: 4 at Minnesota (10/6/18)  
Long: 4 at Minnesota (10/6/18)  
TD: 1 at Minnesota (10/6/18)

### Amani Hooker (Jr.)

Att: 1 vs. Illinois (10/7/17)  
Yards: 18 vs. Illinois (10/7/17)  
Long: 18 vs. Illinois (10/7/17)

### Austin Kelly (Sr.)

Att: 3 at Purdue (11/3/18)  
Yards: 7 vs. Maryland (10/20/18)  
Long: 4 vs. Maryland (10/20/18)

### Ivory Kelly-Martin (So.)

Att: 24 vs. Maryland (10/20/18)  
Yards: 98 vs. Maryland (10/20/18)  
Long: 57 at Nebraska (11/24/17)  
TD: 2 vs. North Texas (9/16/17)

### Peyton Mansell (RS Fr.)

Att: 3 vs. Maryland (10/20/18)  
Yards: 17 vs. Maryland (10/20/18)  
TD: 1 vs. Northern Illinois (9/1/18)  
Long: 16 vs. Maryland (10/20/18)

### Colton Rastetter (RS So.)

Att: 1 vs. Ohio State (11/4/17)  
Yards: 7 vs. Ohio State (11/4/17)  
Long: 7 vs. Ohio State (11/4/17)

### Brady Ross (Jr.)

Att: 2 vs. Iowa State (9/8/18)  
Yards: 5, 2X, last at Minnesota (10/6/18)  
Long: 5 at Minnesota (10/6/18)

### Mekhi Sargent (So.)

Att: 26 vs. Nebraska (11/23/18)  
Yards: 173 vs. Nebraska (11/23/18)  
Long: 32 vs. Nebraska (11/23/18)  
TD: 2, 3X, last at Illinois (11/17/18)

### Ihmir Smith-Marsette (So.)

Att: 2 at Northwestern (10/21/17)  
Yards: 20 vs. Wisconsin (9/22/18)  
Long: 20 vs. Wisconsin (9/22/18)

### Nate Stanley (Jr.)

Att: 8 vs. Purdue (11/18/17)  
Yards: 15 vs. Minnesota (10/28/17)  
Long: 13 vs. Maryland (10/20/18)  
TD: 1 at Purdue (11/3/18)

### Tyrone Tracy, Jr. (Fr.)

Att: 1 vs. Northwestern (11/10/18)  
Yards: --  
Long: --

### Tristan Wirfs (So.)

Att: 1 at Penn State (10/27/18)  
Yards: 15 at Penn State (10/27/18)  
Long: 15 at Penn State (10/27/18)

### Toren Young (RS So.)

Att: 21 vs. Iowa State (9/8/18)  
Yards: 96 at Indiana (10/13/18)  
Long: 40 vs. Northern Illinois (9/1/18)  
TD: 2 at Illinois (11/17/18)

## RECEIVING

### Sam Brincks (Sr.)

Catches: 1 at Penn State (10/27/18)  
Yards: 10 at Penn State (10/27/18)  
Long: 10 at Penn State (10/27/18)  
TD: 1 at Penn State (10/27/18)

### Max Cooper (So.)

Catches: 1, 3X, last vs. UNI (9/15/18)  
Yards: 7 vs. UNI (9/15/18)  
Long: 7 vs. UNI (9/15/18)

### Dominique Daffney (Jr.)

Catches: 1 at Illinois (11/17/18)  
Yards: 19 at Illinois (11/17/18)  
Long: 19 at Illinois (11/17/18)

### Nick Easley (Sr.)

Catches: 10 vs. UNI (9/15/18)  
Yards: 104 vs. Mississippi State (1/1/19)  
TD: 2 vs. Mississippi State (1/1/19)  
Long: 75 vs. Mississippi State (1/1/19)

### A.J. Epenesa (So.)

Catches: 1 at Michigan State (9/30/17)  
Yards: 15 at Michigan State (9/30/17)  
Long: 15 at Michigan State (9/30/17)

### Noah Fant (Jr.)

Catches: 5, 2X, last at Penn State (10/27/18)  
Yards: 116 at Nebraska (11/24/17)  
Long: 68 at Nebraska (11/24/17)  
TD: 2, 4X, last vs. Wisconsin (9/22/18)

### Kyle Groeneweg (Sr.)

Catches: 1, 4X, last vs. Nebraska (11/23/18)  
Yards: 18 at Purdue (11/3/18)  
Long: 18 at Purdue (11/3/18)

### T.J. Hockenson (RS So.)

Catches: 7 vs. Northwestern (11/10/18)  
Yards: 125 vs. Wisconsin (9/22/18)  
Long: 54 at Indiana (10/13/18)  
TD: 2, 2X, last at Illinois (11/17/18)

### Austin Kelly (Sr.)

Catches: 1, 2X, last at Indiana (10/13/18)  
Yards: 5 at Purdue (10/15/18)  
TD: 1 at Indiana (10/13/18)  
Long: 5 at Purdue (10/15/18)

### Ivory Kelly-Martin (So.)

Catches: 3 vs. Northwestern (11/10/18)  
Yards: 40 at Minnesota (10/6/18)  
TD: 1 vs. Illinois (10/7/17)  
Long: 25 at Minnesota (10/6/18)

### Nico Ragaini (Fr.)

Catches: 1 vs. UNI (9/15/18)  
Yards: 7 vs. UNI (9/15/18)  
Long: 7 vs. UNI (9/15/18)

### Brady Ross (Jr.)

Catches: 1, 6X, last at Indiana (10/13/18)  
Yards: 11 vs. Wisconsin (9/22/18)  
Long: 11 vs. Wisconsin (9/22/18)

### Mekhi Sargent (So.)

Catches: 4 at Purdue (11/3/18)  
Yards: 48 vs. UNI (9/15/18)  
TD: 1 vs. Nebraska (11/23/18)  
Long: 48 vs. UNI (9/15/18)

### Brandon Smith (So.)

Catches: 5 at Minnesota (10/6/18)  
Yards: 68 at Minnesota (10/6/18)  
TD: 1, 2X, last vs. Nebraska (11/23/18)  
Long: 30 vs. Iowa State (9/8/18)

### Ihmir Smith-Marsette (So.)

Catches: 4, 3X, last vs. Mississippi St. (1/1/19)  
Yards: 90 vs. Northwestern (11/10/18)  
TD: 2 at Iowa State (9/9/17)  
Long: 60 at Minnesota (10/6/18)

### Tyrone Tracy (Fr.)

Catches: 1 vs. UNI (9/15/18)  
Yards: 22 vs. UNI (9/15/18)  
Long: 22 vs. UNI (9/15/18)







# IOWA FOOTBALL

31 Bowl Games   11 Big Ten Championships   27 Consensus All-Americans   14 CFB Hall of Fame Inductees

## Nate Wieting (Jr.)

Catches: 1, 3X, last at Purdue (11/3/18)  
Yards: 30 vs. Northern Illinois (9/1/18)  
Long: 30 vs. Northern Illinois (9/1/18)

## Toren Young (RS So.)

Catches: 2, 2X, last vs. Mississippi St. (1/1/19)  
Yards: 23 at Northwestern (10/21/17)  
TD: 1 at Indiana (10/13/18)  
Long: 23 at Northwestern (10/21/17)

## DEFENSE

### Shaun Beyer (RS Fr.)

Tackles: 1 at Penn State (10/27/18)  
Solo: at Penn State (10/27/18)

### Sam Brincks (Sr.)

Tackles: 4, 2X, last at Indiana (10/13/18)  
Solo: 1, 9X, last vs. Mississippi State (1/1/19)  
Asst: 3, 3X, last at Indiana (10/13/18)  
TFL: 1 vs. Penn State (9/23/17)  
PB: 1, 2X, last at Northwestern (10/21/17)  
FR: 1 vs. Miami (Ohio) (9/3/16)  
QH: 1, 3X, last vs. UNI (9/15/18)

### Julius Brents (Fr.)

Tackles: 4 vs. Wisconsin (9/22/18)  
Solo: 3 at Penn State (10/27/18)  
Asst: 2, 2X, last at Minnesota (10/6/18)  
INT: 1 at Minnesota (10/6/18)  
PB: 2 at Minnesota (10/6/18)

### Dijmon Colbert (RS Fr.)

Tackles: 8 at Minnesota (10/6/18)  
Solo: 4 at Illinois (11/17/18)  
Asst: 5 at Minnesota (10/6/18)  
TFL: 1 at Purdue (11/3/18)  
PB: 1 at Indiana (10/13/18)

### Max Cooper (So.)

Tackles: 1 vs. UNI (9/15/18)  
Solo: 1 vs. UNI (9/15/18)

### Dominique Daffney (Jr.)

Tackles: 1, 3X, last vs. Mississippi State (1/1/19)  
Solo: 1, 2X, last vs. Mississippi State (1/1/19)  
Asst: 1 vs. Maryland (10/20/18)  
Punt Block: 1 at Penn State (10/27/18)

### Dillon Doyle (Fr.)

Tackles: 1, 2X, last vs. Nebraska (11/23/18)  
Asst: 1, 2X, last vs. Nebraska (11/23/18)

### Wes Dvorak (RS So.)

Tackles: 1, 2X, last at Nebraska (11/24/17)  
Solo: 1 vs. Ohio State (11/4/17)  
Asst: 1 at Nebraska (11/24/17)

### A.J. Epenesa (So.)

Tackles: 8 at Illinois (11/17/18)  
Solo: 5 at Illinois (11/17/18)  
Asst: 3, 2X, last at Illinois (11/17/18)  
Sacks: 2 vs. Iowa State (9/8/18)  
TFL: 3.5 at Illinois (11/17/18)  
FF: 1, 5X, last vs. Mississippi State (1/1/19)  
FR: 1 at Illinois (11/17/18)  
QH: 3 vs. Penn State (9/23/17)  
PB: 1, 5X, last vs. Mississippi State (1/1/19)  
Punt Block: 1 at Illinois (11/17/18)

### Jake Gervase (Sr.)

Tackles: 10, 3X, last vs. Nebraska (11/23/18)  
Solo: 8 at Purdue (11/3/18)  
Asst: 6 vs. Northwestern (11/10/18)  
INT: 1, 8X, last vs. Mississippi State (1/1/19)  
TFL: 1, 3X, last at Illinois (11/17/18)  
PB: 3 vs. Mississippi State (1/1/19)  
FF: 1 vs. UNI (9/15/18)

### Chauncey Golston (RS So.)

Tackles: 5 vs. Northwestern (11/10/18)  
Solo: 3, 3X, last at Illinois (11/17/18)  
Asst: 3, 3X, last vs. Northwestern (11/10/18)  
Sack: 1, 3X, last vs. Northwestern (11/10/18)  
TFL: 2 at Illinois (11/17/18)  
FR: 1, 3X, last vs. Mississippi State (1/1/19)  
INT: 1 vs. Mississippi State (1/1/19)  
QH: 1, 3X, last vs. Nebraska (11/23/18)  
PB: 1 at Illinois (11/17/18)

### Kyle Groeneweg (Sr.)

Tackles: 1, 2X, last at Penn State (10/27/18)  
Solo: 1, 2X, last at Penn State (10/27/18)

### Matt Hankins (So.)

Tackles: 10 vs. Nebraska (11/23/18)  
Solo: 7, 2X, last vs. Mississippi State (1/1/19)  
Asst: 4 vs. Boston College (12/27/17)  
PB: 1, 5X, last vs. Mississippi State (1/1/19)

### Parker Hesse (Sr.)

Tackles: 7, 3X, last at Indiana (10/13/18)  
Solo: 6 at Indiana (10/13/18)  
Assists: 5, 2X, last vs. Wisconsin (9/22/18)  
Sacks: 2, 2X, last vs. Northern Illinois (9/1/18)  
TFL: 2.5 at Rutgers (9/24/16)  
INT: 1, 2X, last at Iowa State (9/9/17)  
QH: 2 vs. Northwestern (11/10/18)  
FR: 1, 3X, last vs. Boston College (12/27/17)  
FF: 1, 4X, last vs. Penn State (9/23/17)  
PB: 1, 9X, last vs. Iowa State (9/8/18)

### Jack Hockaday (Sr.)

Tackles: 9 vs. Wisconsin (9/22/18)  
Solo: 4, 2X, last vs. Mississippi State (1/1/19)  
Asst: 8 vs. Wisconsin (9/22/18)  
TFL: 1, 4X, last vs. Nebraska (11/23/18)  
FR: 1 at Penn State (10/27/18)  
FF: 1, 2X, last vs. Michigan (11/12/16)  
PB: 1, 3X, last vs. Northwestern (11/10/18)  
QH: 1 vs. Illinois (10/7/17)

### T.J. Hockenson (RS So.)

Tackles: 1 vs. Maryland (10/20/18)  
Solo: 1 vs. Maryland (10/20/18)

### Amani Hooker (Jr.)

Tackles: 13 vs. Penn State (9/23/17)  
Solo: 11 vs. Penn State (9/23/17)  
Asst: 4, 2X, last vs. Iowa State (9/8/18)  
TFL: 1, 3X, last at Illinois (11/17/18)  
Sack: 1 vs. Northwestern (11/10/18)  
Int: 1, 6X, last at Illinois (11/17/18)  
PB: 2 at Minnesota (10/6/18)

### Garret Jansen (Jr.)

Tackles: 3 vs. Iowa State (9/10/16)  
Solo: 2, 2X, last at Northwestern (10/21/17)  
Asst: 2 vs. Northern Illinois (9/1/18)  
PB: 1 vs. Ohio State (11/4/17)  
QH: 1 vs. Ohio State (11/4/17)

### Amani Jones (Jr.)

Tackles: 9 at Minnesota (10/6/18)  
Solo: 5 at Minnesota (10/6/18)  
Asst: 4 at Minnesota (10/6/18)  
Sack: 1 at Minnesota (10/6/18)  
TFL: 2 at Minnesota (10/6/18)  
PB: 1 at Purdue (10/15/16)

### Ivory Kelly-Martin (So.)

Tackles: 1, 4X, last at Wisconsin (11/11/17)  
Solo: 1, 2X, last at Wisconsin (11/11/17)  
Asst: 1, 2X, last vs. Minnesota (10/28/17)

### Jack Koerner (RS Fr.)

Tackles: 1, 2X, last at Illinois (11/17/18)  
Solo: 1 at Illinois (11/17/18)  
Asst: 1 vs. Maryland (10/20/18)

### Cedrick Lattimore (Jr.)

Tackles: 4, 2X, last vs. Northwestern (11/10/18)  
Solo: 3, 2X, last vs. UNI (9/15/18)  
Asst: 3 vs. Boston College (12/27/17)  
Sack: 1, 3X, last vs. UNI (9/15/18)  
TFL: 1, 3X, last vs. UNI (9/15/18)  
FF: 1 at Illinois (11/19/16)  
QH: 1, 2X, last at Northwestern (10/21/17)

### Peyton Mansell (RS Fr.)

Tackles: 1 vs. UNI (9/15/18)  
Solo: 1 vs. UNI (9/15/18)

### Aaron Mends (Sr.)

Tackles: 2, 4X, last vs. Ohio State (11/4/17)  
Solo: 1, 5X, last vs. Ohio State (11/4/17)  
Assts: 2 vs. Illinois St. (9/5/15)  
QH: 1 at Nebraska (11/27/15)  
Sack: 1, 2X, last vs. Florida (1/2/17)  
TFL: 1 vs. Florida (1/2/17)  
Punt Block: 1 vs. Maryland (10/31/15)

### Kaevon Merriweather (RS Fr.)

Tackles: 1 vs. Northern Illinois (9/1/18)  
Solo: 1 vs. Northern Illinois (9/1/18)

### John Milani (Jr.)

Tackles: 2, 3X, last at Illinois (11/17/18)  
Solo: 2 at Purdue (11/3/18)  
Asst: 1, 4X, last vs. Maryland (10/20/18)

### Riley Moss (Fr.)

Tackles: 6 at Indiana (10/13/18)  
Solo: 6 at Indiana (10/13/18)  
Asst: 2 vs. Maryland (10/20/18)  
INT: 2 at Minnesota (10/6/18)  
PB: 2 vs. Maryland (10/20/18)

### Anthony Nelson (Jr.)

Tackles: 8 vs. Nebraska (11/23/18)  
Solo: 4, 5X, last at Penn State (10/27/18)  
Assts: 5, 2X, last vs. Nebraska (11/23/18)  
Sacks: 3 at Minnesota (10/6/18)  
TFL: 3 at Minnesota (10/6/18)  
FF: 2 vs. Miami (Ohio) (9/3/16)  
FR: 1 vs. Maryland (10/20/18) (TD)  
PB: 2, 2X, last at Nebraska (11/24/17)  
QH: 3 at Northwestern (10/21/17)  
Block FG: 1 vs. Penn State (9/23/17)





# IOWA FOOTBALL

31 Bowl Games    11 Big Ten Championships    27 Consensus All-Americans    14 CFB Hall of Fame Inductees

## Matt Nelson (Sr.)

Tackles: 6, 2X, last at Penn State (10/27/18)  
Solo: 4 at Rutgers (9/24/16)  
Asst: 5, 2X, last vs. Boston College (12/27/17)  
Sack: 2 at Rutgers (9/24/16)  
TFL: 3 at Rutgers (9/24/16)  
FR: 1, 3X, last vs. Northwestern (10/1/16)  
QH: 1, 4X, last vs. Northwestern (11/10/18)  
PB: 1, 9X, last vs. Nebraska (11/23/18)

## Nick Niemann (So.)

Tackles: 10 vs. Wisconsin (9/22/18)  
Solo: 4 vs. Northern Illinois (9/1/18)  
Asst: 7 vs. Wisconsin (9/22/18)  
Sack: 1 vs. Iowa State (9/8/18)  
TFL: 1, 2X, last vs. Iowa State (9/8/18)  
QH: 1 vs. Mississippi State (1/1/19)

## Michael Ojemudia (Jr.)

Tackles: 8, 2X, last vs. Mississippi State (1/1/19)  
Solo: 6 vs. Illinois (10/7/17)  
Asst: 4, 2X, last vs. Wisconsin (9/22/18)  
TFL: 0.5 vs. Wisconsin (9/22/18)  
INT: 1, 3X, last vs. Nebraska (11/23/18)  
PB: 2, 2X, last vs. Nebraska (11/23/18)

## Miguel Recinos (Sr.)

Tackles: 1 vs. Boston College (12/27/17)  
Asst: 1 vs. Boston College (12/27/17)

## Brady Reiff (Jr.)

Tackles: 4 at Wisconsin (11/11/17)  
Solo: 2 vs. Northwestern (11/10/18)  
Asst: 3 at Wisconsin (11/11/17)  
Sack: 1, 2X, last vs. UNI (9/15/18)  
TFL: 1, 2X, last vs. UNI (9/15/18)  
INT: 1 vs. Wyoming (9/2/17)  
QH: 1 at Iowa State (9/9/17)  
PB: 1, 3X, last vs. Purdue (11/18/17)  
FF: 1 vs. Ohio State (11/4/17)

## Brady Ross (Jr.)

Tackles: 2 vs. Boston College (12/27/17)  
Solo: 1, 7X, last at Minnesota (10/6/18)  
Asst: 1 vs. Boston College (12/27/17)  
FR: 1 vs. Michigan (11/12/16)

## Mekhi Sargent (So.)

Tackles: 1 at Illinois (11/17/18)  
Solo: 1 at Illinois (11/17/18)

## Ihmir Smith-Marsette (So.)

Tackles: 1 at Minnesota (10/6/18)  
Solo: 1 at Minnesota (10/6/18)

## Nate Stanley (Jr.)

Tackles: 1, 2X, last vs. Mississippi State (1/1/19)  
Solo: 1, 2X, last vs. Mississippi State (1/1/19)

## Geno Stone (So.)

Tackles: 8 at Nebraska (11/24/17)  
Solo: 7 at Purdue (11/3/18)  
Asst: 6 at Nebraska (11/24/17)  
TFL: 1 at Indiana (10/13/18)  
FF: 1 at Indiana (10/13/18)  
INT: 1, 5X, last vs. Northwestern (11/10/18)  
PB: 1, 2X, last at Illinois (11/17/18)

## Jackson Subbert (Jr.)

Tackles: 1, 2X, last at Minnesota (10/6/18)  
Solo: 1, 2X, last at Minnesota (10/6/18)

## Josh Turner (RS Fr.)

Tackles: 2 vs. Northern Illinois (9/1/18)  
Solo: 2 vs. Northern Illinois (9/1/18)  
Asst: 1 vs. Nebraska (11/23/18)

## Barrington Wade (RS Fr.)

Tackles: 1, 3X, last at Illinois (11/17/18)  
Solo: 1 vs. Northwestern (11/10/18)  
Asst: 1, 2X, last at Illinois (11/17/18)

## Kristian Welch (Jr.)

Tackles: 11 vs. Northern Illinois (9/1/18)  
Solo: 7 vs. Northern Illinois (9/1/18)  
Asst: 4, 4X, last at Indiana (10/13/18)  
Sacks: 1 vs. Northern Illinois (9/1/18)  
TFL: 1 vs. Northern Illinois (9/1/18)  
FF: 1 vs. Northern Illinois (9/1/18)  
INT: 1, 2X, last at Illinois (11/17/18)  
FR: 1 vs. UNI (9/15/18)  
PB: 1 at Indiana (10/13/18)

## Tristan Wirfs (So.)

Tackles: 1 at Penn State (10/27/18)  
Solo: at Penn State (10/27/18)

## Devonte Young (Jr.)

Tackles: 1, 4X, last at Minnesota (10/6/18)  
Solo: 1, 2X, last vs. North Texas (9/16/17)  
Asst: 1, 2X, last at Minnesota (10/6/18)

## PUNT RETURNS

### Max Cooper (So.)

Returns: 1 at Nebraska (11/24/17)  
Yards: 12 at Nebraska (11/24/17)  
Long: 12 at Nebraska (11/24/17)

### Dominique Daffney (Jr.)

Returns: 1 at Penn State (10/27/18)  
Yards: 26 at Penn State (10/27/18)  
Long: 26 at Penn State (10/27/18)

### Kyle Groeneweg (Sr.)

Returns: 6 at Illinois (11/17/18)  
Yards: 105 at Illinois (11/17/18)  
Long: 61 at Illinois (11/17/18)  
TD: 1 at Illinois (11/17/18)

### Amani Hooker (Jr.)

Returns: 1 at Illinois (11/17/18)  
Yards: 9 at Illinois (11/17/18)  
Long: 9 at Illinois (11/17/18)

## KICKOFF RETURNS

### Kyle Groeneweg (Sr.)

Returns: 1, 2X, last at Indiana (10/13/18)  
Yards: 35 at Indiana (10/13/18)  
Long: 35 at Indiana (10/13/18)

### Amani Jones (Jr.)

Returns: 1 at Michigan State (9/30/17)  
Yards: 15 at Michigan State (9/30/17)  
Long: 15 at Michigan State (9/30/17)

### Austin Kelly (Sr.)

Returns: 1 at Michigan State (9/30/17)  
Yards: 7 at Michigan State (9/30/17)  
Long: 7 at Michigan State (9/30/17)

## Ivory Kelly-Martin (So.)

Returns: 3, 3X, last at Wisconsin (11/11/17)  
Yards: 67 vs. Penn State (9/23/17)  
Long: 35 at Michigan State (9/30/17)

## Brady Ross (Jr.)

Returns: 1, 2X, last at Purdue (10/15/16)  
Yards: 13 vs. North Dakota St. (9/17/16)  
Long: 13 vs. North Dakota St. (9/17/16)

## Ihmir Smith-Marsette (So.)

Returns: 5 vs. Mississippi State (1/1/19)  
Yards: 150 vs. Mississippi State (1/1/19)  
Long: 74 at Nebraska (11/24/17)

## Devonte Young (Jr.)

Returns: 1, 3X, last vs. Nebraska (11/23/18)  
Yards: 24 at Indiana (10/13/18)  
Long: 24 at Indiana (10/13/18)

## SPECIALISTS

### Keith Duncan (Jr.)

FG: 2, 3X, last vs. Michigan (11/12/16)  
FGA: 3 vs. Wisconsin (10/22/16)  
PAT: 7 at Purdue (10/15/16)  
Long: 41 vs. Wisconsin (10/22/16)

### Ryan Gersonde (So.)

Punts: 5, 2X, last vs. Minnesota (10/28/17)  
Yards: 263 at Northwestern (10/21/17)  
Avg.: 52.6 at Northwestern (10/21/17)  
Long: 61 at Northwestern (10/21/17)

### Colten Rastetter (Jr.)

Punts: 9 at Wisconsin (11/11/17)  
Yards: 362 at Wisconsin (11/11/17)  
Avg.: 55.0 at Northwestern (10/21/17)  
Long: 69 vs. Northern Illinois (9/1/18)

### Nate Stanley (Jr.)

Punts: 1, 5X, last at Illinois (11/17/18)  
Yards: 47 vs. Ohio State (11/4/17)  
Avg. 47.0 vs. Ohio State (11/4/17)  
Long: 47 vs. Ohio State (11/4/17)

### Miguel Recinos (Sr.)

FG: 3 vs. Maryland (10/20/18)  
FGA: 4 vs. Iowa State (9/8/18)  
PAT: 8, 2X, last at Illinois (11/17/18)  
Long: 49 at Penn State (10/27/18)





# IOWA FOOTBALL

31 Bowl Games    11 Big Ten Championships    27 Consensus All-Americans    14 CFB Hall of Fame Inductees

## MOST POINTS

- 63 at Illinois.....11-17-18
- 62 vs. North Texas.....9-25-15
- 62 vs. Northwestern.....11-9-02
- 59 vs. Western Michigan.....9-21-13
- 59 vs. Northwestern.....11-10-01
- 57 vs. Akron.....8-31-02
- 56 at Nebraska.....11-24-17
- 56 vs. Ball State.....9-3-05
- 56 vs. Buffalo.....9-6-03

## FEWEST POINTS ALLOWED

- 0 at Illinois.....11-17-18
- 0 vs. Maryland.....10-20-18
- 0 at Illinois.....11-19-16
- 0 vs. Ball State.....9-26-10
- 0 vs. Minnesota.....11-21-09
- 0 at Minnesota.....11-22-08
- 0 vs. Florida International.....9-6-08
- 0 vs. Syracuse.....9-8-07
- 0 vs. Ball State.....9-3-05
- 0 vs. Kent State.....9-1-01
- 0 vs. Northern Illinois.....9-18-99

## MOST FIRST DOWNS

- 30 vs. Kent State.....9-1-01
- 29 at Iowa State.....9-9-17
- 29 vs. Indiana.....9-30-00
- 29 vs. Indiana.....10-23-99
- 28 vs. North Texas.....9-16-17
- 28 at Purdue.....11-9-13
- 28 vs. Louisiana-Monroe.....9-24-11
- 28 vs. Ball State.....9-26-10
- 28 at Indiana.....10-11-08
- 28 vs. Minnesota.....11-19-05
- 28 vs. Buffalo.....9-6-03

## FEWEST FIRST DOWNS ALLOWED

- 5 vs. Syracuse.....9-8-07
- 6 vs. Eastern Illinois.....9-4-10
- 6 at Minnesota.....11-22-08
- 6 vs. Penn State.....10-23-04
- 7 vs. Maryland.....10-20-18
- 8 vs. Ball State.....9-26-10
- 8 vs. Arizona.....9-19-09
- 9 at Purdue.....9-27-14
- 9 vs. Western Michigan.....9-21-13
- 9 vs. Georgia Tech.....1-5-10
- 9 vs. Penn State.....10-25-03

## MOST RUSHING ATTEMPTS

- 60 at Iowa State.....9-14-13
- 60 vs. Kent State.....9-4-04
- 59 vs. North Texas.....9-16-17
- 59 vs. Northwestern.....11-10-01
- 58 vs. Western Michigan.....9-21-13
- 58 vs. Missouri State.....9-7-13
- 56 vs. Minnesota.....11-16-02
- 55 at Illinois.....11-15-14
- 53 at Purdue.....10-15-16
- 53 vs. Minnesota.....11-17-01
- 52 vs. Maryland.....10-20-18
- 52 at Purdue.....11-9-13

## FEWEST RUSHING ATT., OPPONENT

- 17 by North Texas.....9-16-17
- 17 by Miami (Ohio).....9-7-02
- 19 by Kent State.....9-4-05
- 20 by Western Michigan.....9-21-13
- 20 by Michigan State.....10-30-10
- 20 by Michigan.....10-26-02
- 20 by Utah State.....9-21-02
- 20 by Texas Tech.....11-29-01

## MOST RUSHING YARDS

- 376 vs. Akron.....8-31-02
- 365 at Purdue.....10-15-16
- 365 vs. Minnesota.....11-16-02
- 318 at Purdue.....11-9-13
- 313 at Nebraska.....11-24-17
- 304 at Illinois.....11-15-14
- 301 vs. Illinois.....10-1-05
- 300 vs. Utah State.....9-21-02
- 298 vs. Missouri State.....9-7-13
- 294 at Northwestern.....10-17-15

## FEWEST RUSHING YARDS ALLOWED

- 13 vs. Kent State.....9-4-04
- 6 vs. Northern Iowa.....9-15-18
- 7 at Minnesota.....11-22-08
- 10 vs. Montana.....9-2-06
- 14 vs. Miami (Ohio).....9-7-02
- 19 vs. Iowa State.....9-8-18
- 19 vs. Wisconsin.....10-12-05

## MOST PASSES ATTEMPTED

- 61 vs. Indiana.....10-23-99
- 56 at Maryland.....10-18-14
- 55 vs. Ball State.....9-6-14
- 55 vs. Florida.....1-1-06
- 50 at Penn State.....10-27-18
- 51 vs. Minnesota.....11-20-99
- 48 vs. Pittsburgh.....9-17-11
- 47 vs. Michigan State.....11-12-11
- 46 vs. Michigan State.....10-5-13
- 46 vs. Purdue.....11-6-04

## MOST PASSES COMPLETED

- 36 vs. Indiana.....9-30-99
- 35 vs. Ball State.....9-6-14
- 32 at Maryland.....10-18-14
- 32 vs. Florida.....1-1-06
- 31 vs. Northern Iowa.....8-30-14
- 31 vs. Pittsburgh.....9-17-11
- 30 vs. Indiana.....9-30-00
- 29 vs. Ohio State.....10-30-99
- 28 vs. Minnesota.....11-20-99

## FEWEST PASSES ATT., OPPONENT

- 9 by Georgia Tech.....1-5-10
- 10 by Northwestern.....10-27-12
- 13 by Nebraska.....9-23-00
- 13 by Iowa State.....9-11-99
- 14 by Wisconsin.....11-22-14
- 14 by Minnesota.....11-8-14
- 14 by Northwestern.....10-26-13
- 14 by Nebraska.....11-23-12
- 15 by Nebraska.....9-4-99
- 16 by Maryland.....10-20-18
- 16 by Northern Illinois.....9-1-12
- 16 by Wisconsin.....11-13-99

## FEWEST PASSES COMP., OPPONENT

- 2 by Georgia Tech.....1-5-10
- 6 by Maryland.....10-20-18
- 6 by Northern Illinois.....9-1-12
- 6 by Iowa State.....9-11-99
- 7 by LSU.....1-1-14
- 7 by Indiana.....10-11-14
- 7 by Northwestern.....10-27-12
- 7 by Syracuse.....9-8-07
- 7 by Buffalo.....9-6-03
- 8 by Nebraska.....11-23-12
- 8 by Ball State.....9-26-10
- 9 by Minnesota.....10-28-17
- 9 by Northwestern.....11-1-14
- 9 by Maine.....8-30-08
- 9 by Penn State.....11-13-04
- 9 by Minnesota.....10-23-04

## MOST PASSING YARDS

- 426 vs. Indiana.....10-23-99
- 399 vs. Pittsburgh.....9-17-11
- 380 vs. Indiana.....9-30-00
- 377 vs. Minnesota.....11-19-05
- 364 at Minnesota.....11-18-06
- 357 vs. Purdue.....10-8-05

## FEWEST PASSING YARDS ALLOWED

- 12 vs. Georgia Tech.....1-5-10
- 47 vs. Maryland.....10-20-18
- 54 vs. Northern Illinois.....9-1-12
- 56 vs. Ball State.....9-26-10
- 58 vs. Buffalo.....9-6-03
- 63 vs. Nebraska.....11-23-12
- 72 at Purdue.....9-27-14
- 73 vs. Minnesota.....11-20-04
- 74 vs. Maryland.....10-31-15
- 75 vs. Northwestern.....11-1-14
- 79 vs. Syracuse.....9-8-07
- 82 at Illinois.....11-17-18

## MOST TOTAL OFFENSE

- 613 vs. Minnesota.....11-19-05
- 602 vs. Northwestern.....11-10-01
- 593 vs. Akron.....8-31-02
- 587 at Illinois.....11-14-14
- 562 vs. Ball State.....9-26-10
- 552 vs. Indiana.....10-23-99
- 546 at Minnesota.....11-18-06
- 545 vs. Northern Iowa.....9-15-18

## FEWEST TOTAL YARDS ALLOWED

- 103 vs. Syracuse.....9-8-07
- 110 vs. Kent State.....9-4-04
- 112 vs. Ball State.....9-26-10
- 115 vs. Maryland.....10-20-18
- 134 at Minnesota.....11-22-08
- 144 vs. Montana.....9-2-06
- 144 vs. Ball State.....9-3-05

## PUNTING AVERAGE (MIN. OF 4)

- 53.0 at Northwestern.....10-21-17
- 51.5 vs. Western Michigan.....9-9-00
- 51.0 vs. Arizona.....9-19-09
- 50.2 vs. Penn State.....11-4-00
- 50.0 vs. Wisconsin.....11-13-99
- 49.2 vs. LSU.....1-1-05
- 49.0 vs. Miami (Ohio).....9-7-02

## MOST TIME OF POSSESSION

- 41:53 vs. Kent State.....9-4-04
- 40:55 vs. Maryland.....10-20-18
- 40:45 vs. North Texas.....9-16-17
- 38:42 vs. Northern Illinois.....9-1-12
- 38:27 vs. Michigan.....10-26-02
- 38:18 vs. Missouri State.....9-7-13
- 38:07 at Indiana.....10-11-08
- 38:03 at Iowa State.....9-14-13
- 37:56 vs. Arizona.....9-19-09
- 37:37 at Minnesota.....11-22-08
- 37:36 vs. Nebraska.....11-28-14

Bold denotes 2018







# IOWA FOOTBALL

32 Bowl Games   11 Big Ten Championships   25 Consensus All-Americans   14 CFB Hall of Fame Inductees

## Iowa 33, Northern Illinois 7

Sept. 1, 2018, Kinnick Stadium -- Iowa City, Iowa

Northern Illinois	0	0	0	7	--	7
Iowa	0	3	14	16	--	33

### GAME RECAP

Iowa scored the game's first 33 points en route to a 33-7 season opening victory over Northern Illinois inside Kinnick Stadium. The win was a historic one for Kirk Ferentz as the head coach, as he surpassed Hayden Fry as the program's all-time winningest coach with 144 career wins.

The Hawkeyes, leading 3-0 at halftime, broke the game open in the second half, scoring touchdowns on four of their six drives while also registering a defensive safety in the fourth quarter.

Three of Iowa's four touchdowns came on the ground, while QB Nate Stanley connected with TE Noah Fant for a 1-yard score for the game's first touchdown midway through the third quarter. Running backs Ivory Kelly-Martin (two yards) and Toren Young (six yards), and QB Peyton Mansell (one yard) accounted for Iowa's rushing touchdowns.

Young (84 yards), Kelly-Martin (62 yards), and Mekhi Sargent (40 yards) combined for 186 rushing yards. Stanley and Mansell combined to complete 13-of-25 passes for 143 yards, with eight of the 13 targets (104 yards) going to tight ends. T.J. Hockenson caught a team-best four balls for 64 yards, Fant had three receptions for 10 yards, while Nate Wieting had one catch for 30 yards.

Iowa's defense amassed eight tackles for loss, including five sacks, and two takeaways (one interception and one fumble recovery). Defensive end Parker Hesse equaled a career best with two sacks. All three Iowa linebackers started their first game, with each registering career bests in tackles: Kristian Welch (11), Amani Jones (6), and Nick Niemann (4). The Hawkeyes limited the Huskies to 65 second-half yards, with 64 of the yards gained coming on NIU's final drive of the game.

On special teams, punter Colten Rastetter averaged 53.8 yards on four punts, including a personal-best 69-yard punt, and Miguel Recinos made all four PAT's and his only field goal attempt (33 yards).

Iowa started an all-Iowa native offensive and defensive line (nine players), marking the first time under Ferentz that four Iowa natives started on the defensive line and the first time since 2016 (week 3) that five Iowa natives started on the offensive line.

### SCORING SUMMARY

#### Second Quarter

IA -- Miguel Recinos, 33-yard field goal

#### Third Quarter

IA -- Noah Fant, 1-yard pass from Nate Stanley (Recinos)

IA -- Ivory Kelly-Martin, 2-yard run (Recinos)

#### Fourth Quarter

IA -- Toren Young, 6-yard run (Recinos)

IA -- Team safety

IA -- Peyton Mansell, 1-yard run (Recinos)

NIU -- Jauan Wesley, 10-yard pass from Marcus Childers (Gantz kick)

Attendance: 68,075

NIU	TEAM STATS	IOWA
15	First Downs	18
36-101	Rushes-Yards	48-209
110	Passing Yards	143
15-26-1	Com-Att-Int	13-25-1
62-211	Total Offense	73-352
6-47.2	Punts-Avg.	5-43.0
2-1	Fumbles-Lost	1-0
7-65	Penalties-Yards	8-66
25:15	Possession Time	34:45

### INDIVIDUAL LEADERS

#### RUSHING:

IOWA: Young 8-84; Kelly-Martin 16-62

NIU: Nettles 13-74; Harbison 6-41

#### PASSING:

IOWA: Stanley 11-23-108, 1 TD, 1 INT

NIU: Childers 14-25-105, 1 TD, 1 INT

#### RECEIVING:

IOWA: Hockenson 4-64; Smith-Marsette 3-28

NIU: Brown 5-38; Wesley 4-43

#### TACKLES:

IOWA: Welch 11; Jones 6; Hooker 5; Hockaday 5; Gervase 5

NIU: Pugh 9; Williams 8; Jones-Davis 7; Foster 6; Leroy 6





# IOWA FOOTBALL

32 Bowl Games   11 Big Ten Championships   25 Consensus All-Americans   14 CFB Hall of Fame Inductees

## Iowa 13, Iowa State 3

Sept. 8, 2018, Kinnick Stadium, Iowa City, Iowa

Iowa State	3	0	0	0	--	3
Iowa	0	3	3	7	--	13

### GAME RECAP

Iowa retained possession of the Cy-Hawk Trophy as a result of a 13-3 win over Iowa State at a sold out Kinnick Stadium. The victory was the Hawkeyes' fourth straight in the series, their longest streak over their in-state rivals since winning 15 in a row from 1983-87.

After allowing a field goal on Iowa State's opening drive, Iowa's defense yielded only 122 total yards and no points on the Cyclones' remaining 10 possessions.

Iowa placekicker Miguel Recinos connected on field goals of 31 and 48 yards in the second and third quarters, respectively, to give the Hawkeyes a narrow 6-3 margin going into the fourth quarter. The 48-yard kick matched a career long for Recinos.

In the Hawkeyes' first possession of the fourth quarter, Iowa QB Nate Stanley threw a strike to WR Brandon Smith for 30 yards to the Iowa State 2-yard line, which lead to a Mekhi Sargent 2-yard touchdown on the next play. It was the game's only touchdown. The scoring drive covered 83 yards in 13 plays, with Iowa converting three third downs on the touchdown drive.

Iowa allowed only 19 rushing yards on 25 attempts, which ties for the fifth fewest single-game total allowed in the Kirk Ferentz era. Iowa State's 188 total yards are its fewest in 52 games, since totaling 174 yards versus Baylor in 2013. Iowa's defense totaled four sacks, forced and recovered a fumble, and forced five three-and-outs.

Five Hawkeyes recorded career bests in tackles: DB Matt Hankins (8), LB Jack Hockaday (8), LB Nick Niemann (7), LB Djimon Colbert (5), and DE A.J. Epenesa (5). Two of Epenesa's tackles were sacks. He also forced a fumble and had one pass breakup. Epenesa's efforts earned the sophomore Big Ten co-Defensive Player of the Week accolades.

Stanley finished the contest completing 16-of-28 passes for 166 yards. RB Toren Young amassed a game-high 68 yards on a career-high 21 carries. TE T.J. Hockenson caught a game and career-best six passes for 33 yards.

Iowa State has managed just six points in its last two trips to Kinnick Stadium (one field goal in 2016 and one field goal in 2018).

### SCORING SUMMARY

#### First Quarter

ISU -- Connor Assalley, 23-yard field goal

#### Second Quarter

IA -- Miguel Recinos, 31-yard field goal

#### Third Quarter

IA -- Miguel Recinos, 48-yard field goal

IA -- Mekhi Sargent, 2-yard run (Recinos kick)

Attendance: 69,250

ISU	TEAM STATS	IOWA
11	First Downs	14
5-19	Rushes-Yards	36-105
69	Passing Yards	166
27-41-0	Com-Att-Int	16-28-0
56-188	Total Offense	64-271
8-36.6	Punts-Avg.	5-38.8
1-1	Fumbles-Lost	0-0
7-65	Penalties-Yards	6-55
28:25	Possession Time	31:35

### INDIVIDUAL LEADERS

#### RUSHING:

ISU: Montgomery 17-44; Croney 3-3

IOWA: Young 21-68; Sargent 11-25

#### PASSING:

ISU: Kempt 15-21-126, 0 TD, 0 INT; Noland 4-10-43, 0 TD, 0 INT

IOWA: Stanley 16-28-166, 0 TD, 0 INT

#### RECEIVING:

ISU: Butler 3-35; Milton 3-31; Allen 3-18; Eaton 3-18

IOWA: Hockenon 6-33; Fant 4-31; Smith-Marsette 1-45

#### TACKLES:

ISU: Rose 11; Harvey 9; Spears 7; Payne 7

IOWA: Hankins 8; Hockaday 8; Hooker 7; Niemann 7







# IOWA FOOTBALL

32 Bowl Games   11 Big Ten Championships   25 Consensus All-Americans   14 CFB Hall of Fame Inductees

Iowa 38, Northern Iowa 14

Sept. 15, 2018, Kinnick Stadium, Iowa City, Iowa

Northern Iowa	0	0	0	14	--	14
Iowa	7	14	17	0	--	38

## GAME RECAP

Iowa scored the game's first 38 points and cruised to a 38-14 victory over Northern Iowa in Kinnick Stadium. The Hawkeyes improved to 3-0 for the eighth time under Kirk Ferentz, including the third time in four years.

Iowa's offense totaled 545 yards while its defense held the Panthers to 228, including six yards rushing.

TE Noah Fant's 5-yard touchdown catch in the first quarter was the 14th of his career. He has more touchdown receptions than any other Hawkeye tight end in program history.

RB Mekhi Sargent scored two second-quarter touchdowns, scoring on two and 10-yard runs to give Iowa a 21-0 advantage at halftime.

The Hawkeyes posted 17 points in the third period on their first three possessions. Miguel Recinos converted a 42-yard field goal to become the 40th Hawkeye to score 100 or more points in a career. WR Nick Easley caught a 14-yard pass from QB Nate Stanley and RB Toren Young crossed the goal line on a 15-yard run.

Sargent and Young combined for 154 yards and two touchdowns on the ground. Easley led the Hawkeye receiving corps, hauling in 10 catches for 103 yards. Fant had five receptions for 99 yards. Easley's 10 receptions are the most by a Hawkeye since WR Kennan Davis had 10 catches for 129 yards and a touchdown against Pitt in 2011. Stanley finished the contest completing 23-of-28 passes for 309 yards and two touchdowns, marking the second time in his career that the junior signal caller has topped 300 yards passing.

The six rushing yards allowed are the second fewest by a Hawkeye defense in the Ferentz era. Iowa's defense collected three sacks, two takeaways (one interception, one fumble). The Hawkeyes held the Panthers to 20 yards on 20 plays in the first half and did not allow Northern Iowa into Iowa territory until 5:53 of the third quarter. LB Kristian Welch led the Iowa defense with eight tackles and a fumble recovery. Michael Ojemudia recorded his first career interception.

Northern Iowa scored two passing touchdowns in the fourth quarter. Its first score with 11:12 remaining was the first touchdown allowed by Iowa's defense in 111:00 of game time, dating back to the season opener against Northern Illinois.

The win was Iowa's 17th straight over Northern Iowa.

## SCORING SUMMARY

### First Quarter

IA -- Noah Fant, 5-yard pass from Nate Stanley (Recinos kick)

### Second Quarter

IA -- Mekhi Sargent, 2-yard run (Recinos kick)

IA -- Mekhi Sargent, 10-yard run (Recinos kick)

### Third Quarter

IA -- Miguel Recinos, 42-yard field goal

IA -- Nick Easley, 14-yard pass from Nate Stanley (Recinos kick)

IA -- Toren Young, 15-yard run (Recinos kick)

### Fourth Quarter

UNI -- Briley Moore, 4-yard pass from Eli Dunne (Errthum kick)

UNI -- Elias Nissen, 5-yard pass from Eli Dunne (Errthum kick)

Attendance: 69,250

UNI	TEAM STATS	IOWA
14	First Downs	27
21-6	Rushes-Yards	50-207
222	Passing Yards	338
21-38-1	Com-Att-Int	25-31-2
59-228	Total Offense	81-545
5-41.2	Punts-Avg.	2-35.0
2-1	Fumbles-Lost	1-0
3-35	Penalties-Yards	10-88
23:26	Possession Time	36:34

## INDIVIDUAL LEADERS

### RUSHING:

UNI: Allen 13-27; Weymiller 2-5

IOWA: Young 14-82; Sargent 15-72

### PASSING:

UNI: Dunne 18-28-200, 2 TD, 0 INT; Howell 3-10-22, 0 TD, 1 INT

IOWA: Stanley 23-28-309, 2 TD, 1 INT; Mansell 2-3-29, 0 TD, 1 INT

### RECEIVING:

UNI: Moore 5-32; James 4-34; Allen 4-34

IOWA: Easley 10-103; Fant 5-99; Smith 2-24

### TACKLES:

UNI: Kolarevic 15; Allen 10; Korby 10; Ferch 10

IOWA: Welch 8; Hankins 6; Hockaday 6





# IOWA FOOTBALL

32 Bowl Games   11 Big Ten Championships   25 Consensus All-Americans   14 CFB Hall of Fame Inductees

#18/16 Wisconsin 28, Iowa 17

Sept. 22, 2018, Kinnick Stadium, Iowa City, Iowa

Wisconsin	0	7	7	14	--	28
Iowa	0	7	10	0	--	17

## GAME RECAP

Nationally-ranked Wisconsin scored two fourth-quarter touchdowns to rally past Iowa in the Big Ten opener, 28-17, inside a sold out Kinnick Stadium to retain possession of the Heartland Trophy.

Each team scored a touchdown in the first half. After a Wisconsin touchdown early in the second quarter, Iowa answered with a TE Noah Fant 20-yard touchdown catch, his first of two scores on the night. The Wisconsin score marked the first time in the first four games of the season that Iowa's defense surrendered a first-half touchdown.

PK Miguel Recinos converted a 24-yard field goal to give the Hawkeyes a 10-7 advantage with 10:12 remaining in the third quarter. The two teams then traded touchdowns later in the third period. Alex Hornibrook completed a 12-yard TD pass to Danny Davis with 5:12 left in the third quarter, one of three touchdown passes for the Wisconsin quarterback. Fant caught his second touchdown on a 1-yard pass from QB Nate Stanley to give Iowa a narrow 17-14 lead heading into the fourth quarter.

WR A.J. Taylor caught a 17-yard touchdown pass and FB Alec Ingold scored on a 33-yard run in the fourth quarter to seal the win for the Badgers.

Wisconsin capitalized on three Iowa turnovers (two fumbles, one interception), scoring 14 points off Hawkeye miscues.

RB Ivory Kelly-Martin returned to action after missing the previous two games due to injury. He led the Hawkeye running attack, carrying the ball 14 times for 72 yards.

Iowa tight ends combined for six catches and 154 yards receiving. T.J. Hockenson had three receptions for a career-best 125 yards, while Fant had 29 yards receiving and two touchdowns on three catches. Fant now has 16 career touchdowns and four multi-touchdown games.

Stanley completed 14-of-23 passes for 256 yards, two touchdowns, and one interception.

Defensively, safety Amani Hooker had a game-high 11 tackles. LB Nick Niemann (10), LB Jack Hockaday (9), and DE Anthony Nelson (7) had personal bests in tackles.

## SCORING SUMMARY

### Second Quarter

WIS -- Jake Ferguson, 6-yard pass from Alex Hornibrook (Gaglianone kick)  
IA -- Noah Fant, 20-yard pass from Nate Stanley (Recinos kick)

### Third Quarter

IA -- Miguel Recinos, 24-yard field goal  
WIS -- Danny Davis, 12-yard pass from Alex Hornibrook (Gaglianone kick)  
IA -- Noah Fant, 1-yard pass from Nate Stanley (Recinos kick)

### Fourth Quarter

WIS -- A.J. Taylor, 17-yard pass from Alex Hornibrook (Gaglianone kick)  
WIS -- Alec Ingold, 33-yard run (Gaglianone kick)

Attendance: 69,250

WIS	TEAM STATS	IOWA
19	First Downs	19
44-210	Rushes-Yards	31-148
205	Passing Yards	256
17-22-0	Com-Att-Int	14-23-1
66-415	Total Offense	54-404
7-37.1	Punts-Avg.	3-38.0
0-0	Fumbles-Lost	2-2
8-68	Penalties-Yards	1-5
35:13	Possession Time	24:47

## INDIVIDUAL LEADERS

### RUSHING:

WIS: Taylor 25-113; Deal 6-42; Ingold 2-37  
IOWA: Kelly-Martin 14-72; Young 6-34

### PASSING:

WIS: Hornibrook 17-22-205, 3 TD, 0 INT  
IOWA: Stanley 14-23-256, 2 TD, 1 INT

### RECEIVING:

WIS: Ferguson 4-58; Taylor 3-44; Pryor 3-33  
IOWA: Hockenson 3-125; Smith-Marsette 3-58; Fant 3-29

### TACKLES:

WIS: Connelly 6; Dixon 6; Edwards 5  
IOWA: Hooker 11; Niemann 10; Hockaday 9; Gervase 8





# IOWA FOOTBALL

32 Bowl Games   11 Big Ten Championships   25 Consensus All-Americans   14 CFB Hall of Fame Inductees

## Iowa 48, Minnesota 31

Oct. 6, 2018, TCF Bank Stadium, Minneapolis, Minnesota

Iowa	14	14	10	10	--	48
Minnesota	7	10	7	7	--	31

### GAME RECAP

Iowa scored 10 points or more in each quarter in a convincing 48-31 win over Minnesota at TCF Bank Stadium in Minneapolis to retain possession of Floyd of Rosedale.

The Hawkeyes scored touchdowns on their first two possessions of the game. QB Nate Stanley completed touchdown strikes to TE T.J. Hockenson (3 yards) and WR Ihmir Smith-Marsette (60 yards). The 60-yard completion is a career long for Smith-Marsette.

Minnesota's Rashod Bateman caught the first of two touchdowns in the game late in the first quarter to trim Iowa's lead to 14-7.

Iowa added two more touchdowns in the second period on a Hockenson 4-yard rush on a fake field goal formation on fourth down and a WR Nick Easley 21-yard reception. The Golden Gophers tallied a field goal and one of three touchdown passes from QB Zack Annexstad to make the score 28-17 at halftime.

PK Miguel Recinos connected on field goals of 20 and 40 yards in the second half, while TE Noah Fant (5-yard catch) and RB Mekhi Sargent (2-yard run) became the fourth and fifth different Hawkeyes to score touchdowns. Recinos finished the game with 12 points.

Stanley completed 23-of-39 passes for a season-high 314 yards and four touchdowns, marking the third time in his career that the junior topped 300 yards passing in a game.

RB Ivory Kelly-Martin (47 yards) and Sargent (33 yards, 1 TD) combined for 80 yards rushing and one touchdown. Easley led the Hawkeye receiving corps with six catches for 52 yards and one touchdown, while WR Brandon Smith set career highs in receptions (5) and receiving yards (68).

Iowa's secondary intercepted Minnesota quarterbacks four times, including three times by a pair of true freshmen cornerbacks earning the first starts of the careers. CB Riley Moss returned two thefts 36 yards and had a career-best five tackles. His efforts earned him Big Ten Freshman of the Week accolades. CB Julius Brents had one theft and three tackles. Iowa's fourth interception was by sophomore safety Geno Stone.

As a unit, Iowa amassed seven tackles for loss, including five sacks. DE Anthony Nelson was named Big Ten Defensive Player of the Week after matching a personal best with three sacks, all coming in the first half. LB Amani Jones, who led the team with nine tackles, and DE Chauncey Golston registered the other two sacks for the Hawkeyes.

### SCORING SUMMARY

#### First Quarter

IA -- T.J. Hockenson, 3-yard pass from Nate Stanley (Recinos kick)  
 IA -- Ihmir Smith-Marsette, 3-yard pass from Nate Stanley (Recinos kick)  
 MINN -- Rashod Bateman, 3-yard pass from Zack Annexstad (Carpenter kick)

#### Second Quarter

IA -- T.J. Hockenson, 4-yard run (Recinos kick)  
 MINN -- Emmit Carpenter, 49-yard field goal  
 IA -- Nick Easley, 21-yard pass from Nate Stanley (Recinos kick)  
 MINN -- Tyler Johnson, 6-yard pass from Zack Annexstad (Carpenter kick)

#### Third Quarter

IA -- Miguel Recinos, 40-yard field goal  
 MINN -- Seth Green, 1-yard run (Carpenter kick)  
 IA -- Noah Fant, 5-yard pass from Nate Stanley (Recinos kick)

#### Fourth Quarter

IA -- Miguel Recinos, 20-yard field goal  
 MINN -- Rashod Bateman, 7-yard pass from Zack Annexstad (Carpenter kick)  
 IA -- Mekhi Sargent, 2-yard run (Recinos kick)

Attendance: 48,199

IOWA	TEAM STATS	MINN
18	First Downs	20
40-106	Rushes-Yards	31-86
314	Passing Yards	234
23-39-1	Com-Att-Int	18-36-4
79-420	Total Offense	67-320
4-41.5	Punts-Avg.	4-37.8
1-1	Fumbles-Lost	0-0
5-45	Penalties-Yards	2-10
33:17	Possession Time	26:43

### INDIVIDUAL LEADERS

#### RUSHING:

IOWA: Kelly-Martin 20-47; Sargent 9-33  
 MINN: Ibrahim 13-62; Williams 5-28

#### PASSING:

IOWA: Stanley 23-39-314, 4 TD, 1 INT  
 MINN: Annexstad 17-33-218, 3 TD, 3 INT; Green 1-2-16, 0 TD, 1 INT

#### RECEIVING:

IOWA: Easley 6-52; Smith 5-68; Fant 4-27; Smith-Marsette 3-78  
 MINN: Bateman 7-65; Johnson 6-107; Autman-Bell 3-61

#### TACKLES:

IOWA: Jones 9; Colbert 8; Gervase 6  
 MINN: Huff 11; Barber 10; Cashman 7





# IOWA FOOTBALL

32 Bowl Games   11 Big Ten Championships   25 Consensus All-Americans   14 CFB Hall of Fame Inductees

Iowa 42, Indiana 16

Oct. 13, 2018, Memorial Stadium, Bloomington, Indiana

Iowa	14	7	14	7	--	42
Indiana	3	7	6	0	--	16

## GAME RECAP

Iowa QB Nate Stanley threw a career-best six touchdowns in a 42-16 win over Indiana at Memorial Stadium. Iowa's 42 points are the most scored in a game at Bloomington since a 45-9 win in 2008.

The six touchdown passes, three each half, tie Chuck Long for the second most in Iowa single-game history. Stanley, who finished the game completing 21-of-32 passes for 320 yards, completed touchdown passes to five different receivers, marking the second time in school history five different players had a receiving touchdown (1984 Freedom Bowl). Stanley, who was named the Walter Camp Football Foundation national Offensive Player of the Week and co-Big Ten Offensive Player of the Week, is the second Hawkeye quarterback to throw for five or more touchdowns in three career games (Long).

Tight ends T.J. Hockenson (nine yards) and Noah Fant (28 yards) caught first-quarter touchdowns, while WR Nick Easley (12 yards) caught a second-quarter touchdown from Stanley to give the Hawkeyes a 21-10 advantage at halftime.

It was more of the same in the second half with RB Toren Young (11 yards) and Hockenson (54 yards) registering touchdown receptions in the third period. FB Austin Kelly scored his first career touchdown on a 4-yard catch in the fourth quarter.

Iowa had two 100-yard receivers (Hockenson 4-107; Fant 4-102) for the first time since 2011 versus Pittsburgh (Keenan Davis 10-129; M. McNutt 8-112).

In addition to catching his first career touchdown, Young rushed for a game and career-best 96 yards on 19 carries.

Iowa's defense held Indiana to 67 rushing yards, its second-lowest total of the season. Iowa has held four of its six opponents to fewer than 100 yards rushing. The Hawkeyes amassed six tackles for loss, including two sacks.

FS Jake Gervase had a team-high eight tackles, matching his career high. He also had an interception, his first of the season and fifth of his career. DE Parker Hesse totaled seven tackles, including a team-best two for loss. Sophomore Geno Stone added his second interception in two weeks to go with a forced fumble and five solo tackles.

Iowa has won five of its first six games for the eighth time in Kirk Ferentz's 20 seasons.

## SCORING SUMMARY

### First Quarter

IA – T.J. Hockenson, 9-yard pass from Nate Stanley (Recinos kick)  
IA – Noah Fant, 28-yard pass from Nate Stanley (Recinos kick)

### Second Quarter

IND – Ty Fryfogle, 33-yard pass from Peyton Ramsey (Justus kick)  
IA – Nick Easley, 12-yard pass from Nate Stanley (Recinos kick)

### Third Quarter

IA – Toren Young, 11-yard pass from Nate Stanley (Recinos kick)  
IA – T.J. Hockenson, 54-yard pass from Nate Stanley (Recinos kick)  
IND – Peyton Ramsey, 12-yard run (2-point conversion failed)

### Fourth Quarter

IA – Austin Kelly, 4-yard pass from Nate Stanley (Recinos kick)

Attendance: 40,512

IOWA	TEAM STATS	IND
26	First Downs	22
32-159	Rushes-Yards	25-67
320	Passing Yards	263
21-33-1	Com-Att-Int	31-42-2
65-479	Total Offense	67-330
2-44.5	Punts-Avg.	4-44.2
0-0	Fumbles-Lost	1-0
11-110	Penalties-Yards	10-99
33:10	Possession Time	26:50

## INDIVIDUAL LEADERS

### RUSHING:

IOWA: Young 19-96; Sargent 10-59  
IND: Scott 8-29; Walker Jr. 4-19

### PASSING:

IOWA: Stanley 21-32-320, 4 TD, 1 INT  
IND: Ramsey 31-42-263, 1 TD, 2 INT

### RECEIVING:

IOWA: Hockenson 4-107; Fant 4-102; Easley 4-28  
IND: Taylor 6-28; Hale 5-51; Timian 5-35; Fryfogle 4-71

### TACKLES:

IOWA: Gervase 8; Welch 8; Hesse 7  
IND: Wills Jr. 6; Ball 6; Johnson 5; Burgess 5







# IOWA FOOTBALL

32 Bowl Games   11 Big Ten Championships   25 Consensus All-Americans   14 CFB Hall of Fame Inductees

## #19/22 Iowa 23, Maryland 0

Oct. 20, 2018, Kinnick Stadium, Iowa City, Iowa

Maryland	0	0	0	0	--	0
Iowa	3	10	10	0	--	23

### GAME RECAP

Iowa shutout Maryland, 23-0, on Homecoming on a blustery day at Kinnick Stadium to earn its sixth victory of the year and become bowl eligible. The Hawkeyes registered their first shutout since 2016 (Illinois). Maryland is the fourth opponent Iowa has held to a season low in points (Iowa State, Northern Iowa, Indiana, and Maryland).

All four of Iowa's offensive scoring drives were 10 plays or more, while Iowa's final score was on a fumble recovery in the end zone.

PK Miguel Recinos scored the game's first six points with field goals of 23 and 25 yards in the first and second quarter, respectively. WR Brandon Smith scored the game's only offensive touchdown – the first of his career – on a 10-yard pass from QB Nate Stanley with eight seconds remaining in the half.

Recinos kicked a third field goal (36 yards) and DE Anthony Nelson recovered the first fumble of his career in the end zone. The fumble recovery in the end zone marked the 11th straight season the Hawkeyes tallied at least one defensive score.

The Hawkeyes dominated the entire game, maintaining the ball on offense for 40:55, which is the second highest time of possession in the Kirk Ferentz era. Maryland ran 39 plays, which is the fewest by an opponent in the Ferentz era. The Hawkeyes held the Terrapins to 115 yards of total offense, the fewest ever allowed to a Big Ten opponent and the fourth fewest all-time in the Ferentz era.

With strong wind gusts throughout the game, Iowa's offense kept the ball on the ground, rushing for a season-high 224 yards. RB Ivory Kelly-Martin posted career bests in attempts (24) and rushing yards (98). RB Mekhi Sargent carried the ball 10 times for 54 yards.

Stanley completed 11-of-22 passes for 86 yards with a touchdown and one interception. Iowa's tight ends combined for six catches for 44 yards (T.J. Hockenson 3-30; Noah Fant 3-14).

For the first time in 12 seasons, Iowa was not flagged for a penalty. The last time Iowa played a contest without being penalized was versus Ohio State on Sept. 30, 2006.

Three defensive linemen accounted for Iowa's five tackles for loss: Parker Hesse (2), A.J. Epenesa (2), and Chauncey Golston. Amani Hooker, making his third consecutive start at outside linebacker, intercepted his second pass of the season.

### SCORING SUMMARY

#### First Quarter

IA -- Miguel Recinos, 23-yard field goal

#### Second Quarter

IA -- Miguel Recinos, 25-yard field goal

IA -- Brandon Smith, 12-yard pass from Nate Stanley (Recinos kick)

#### Third Quarter

IA -- Miguel Recinos, 36-yard field goal

IA -- Anthony Nelson, fumble recovery in end zone (Recinos kick)

Attendance: 69,250

MD	TEAM STATS	IOWA
7	First Downs	22
23-68	Rushes-Yards	52-224
47	Passing Yards	86
6-16-1	Com-Att-Int	11-24-1
39-115	Total Offense	76-310
6-34.7	Punts-Avg.	2-46.5
2-1	Fumbles-Lost	0-0
6-46	Penalties-Yards	0-0
19:05	Possession Time	40:55

### INDIVIDUAL LEADERS

#### RUSHING:

MD: Leake; McFarland 6-15; Johnson 4-15

IOWA: Kelly-Martin 24-98; Sargent 10-54

#### PASSING:

MD: Hill 6-15-47, 0 TD, 1 INT; Pigrome 0-1-0, 0 TD, 0 INT

IOWA: Stanley 11-22-86; 1 TD, 1 INT

#### RECEIVING:

MD: Johnson 2-2; Jones 1-17; Davenport 1-12

IOWA: Hockenson 3-30; Fant 3-14; Easley 2-27

#### TACKLES:

MD: Watson 15; Davies 14; Mclean 7; Aniebonam 7; Cowart 7

IOWA: Gervase 6; Welch 5; Hesse 5







# IOWA FOOTBALL

32 Bowl Games   11 Big Ten Championships   25 Consensus All-Americans   14 CFB Hall of Fame Inductees

#17/16 Penn State 30, #18/18 Iowa 24

Oct. 27, 2018, Beaver Stadium, University Park, Pennsylvania

Iowa	12	5	0	7	--	24
Penn State	7	10	10	3	--	30

## GAME RECAP

No. 17 Penn State rallied from an early 12-0 deficit to upend the visiting No. 18 Iowa Hawkeyes, 30-24, on a cold and wet afternoon at Beaver Stadium. The loss was Iowa's fifth straight to the Nittany Lions.

The Hawkeyes jumped out to a 12-0 lead on three special teams plays -- a safety off a blocked punt, field goal, and a TD pass in fake field goal formation. The safety was scored after Dominique Dafney blocked a Penn State punt out of the end zone. After a Miguel Recinos' 27-yard field goal, punter Colten Rastetter connected with DT Sam Brinks -- his first career score -- for a 10-yard TD in fake field goal formation.

Leading 12-7 after the first period, the Hawkeyes registered their second safety of the first half when Penn State snapped the ball over the punter and out of the end zone. Iowa collected two defensive safeties in the same game for the first time in the Kirk Ferentz era and became the first team to accomplish the feat in a Big Ten game in 10 years (Wisconsin, 2008).

The Nittany Lions evened the score on a QB Tommy Stevens 3-yard run one play after QB Nate Stanley was intercepted inside Iowa territory. Both teams exchanged field goals later in the second quarter, including a career-long 49-yarder by Recinos. The score was tied, 17-17, at halftime.

The home team scored the only points of the third quarter on a QB Trace McSorley 51-yard run and a Jake Pinegar 49-yard field goal. Iowa closed to within 27-24 after safety Geno Stone returned an interception 24 yards for a TD with 10 minutes left in the fourth quarter. It marked the 11th straight season that Iowa returned an interception for a touchdown.

Pinegar kicked his third field goal of the game -- all over 40 yards -- to put the Nittany Lions in front, 30-24, with 8:24 left remaining in regulation. Later in the quarter, Iowa drove to the Penn State 3-yard line, however Penn State intercepted Stanley to prevent the go-ahead touchdown.

RB Mekhi Sargent rushed for a game-best 91 yards on 16 carries, both personal bests. TE Noah Fant caught five passes for 56 yards in the fourth quarter. Stanley completed 18-of-49 passes for 205 yards and had two interceptions.

Defensively, Iowa forced two turnovers (one fumble, one interception) and had five tackles for loss, including three sacks. LB Amani Hooker and DT Matt Nelson paced the Hawkeyes with six tackles each.

## SCORING SUMMARY

### First Quarter

IA -- Team safety  
 IA -- Miguel Recinos, 27-yard field goal  
 IA -- Sam Brinks, 10-yard pass from Colten Rastetter (Recinos kick)  
 PSU -- Pat Freiermuth, 18-yard pass from Tracy McSorley (Pinegar kick)

### Second Quarter

IA -- Team safety  
 PSU -- Tommy Stevens, 3-yard rush (Pinegar kick)  
 IA -- Miguel Recinos, 49-yard field goal  
 PSU -- Jake Pinegar, 45-yard field goal

### Third Quarter

PSU -- Trace McSorley, 51-yard rush (Pinegar kick)  
 PSU -- Jake Pinegar, 49-yard field goal

### Fourth Quarter

IA -- Geno Stone, 24-yard interception return (Recinos kick)  
 PSU -- Jake Pinegar, 44-yard field goal

Attendance: 105,244

IOWA	TEAM STATS	PSU
23	First Downs	16
8-135	Rushes-Yards	35-118
215	Passing Yards	194
19-50-2	Com-Att-Int	13-29-1
88-350	Total Offense	64-312
7-37.0	Punts-Avg.	6-34.8
3-0	Fumbles-Lost	1-1
6-25	Penalties-Yards	6-47
35:18	Possession Time	24:42

## INDIVIDUAL LEADERS

### RUSHING:

IOWA: Sargent 16-91; Young 7-18  
 PSU: McSorley 12-63; Sanders 17-62

### PASSING:

IOWA: Stanley 18-49-205, 0 TD, 2 INT  
 PSU: McSorley 11-25-167, 1 TD, 1 INT; Stevens 2-4, 0 TD, 0 INT

### RECEIVING:

IOWA: Fant 5-56; Smith 4-42; Easley 4-25  
 PSU: Hamier 5-96; Thompkins 5-59; Dotson 2-21

### TACKLES:

IOWA: Hooker 6; Matt Nelson 6  
 PSU: Gross-Matos 9; Parsons 7





# IOWA FOOTBALL

32 Bowl Games   11 Big Ten Championships   25 Consensus All-Americans   14 CFB Hall of Fame Inductees

**Purdue 38, No. 19/18 Iowa 36**

**Nov. 3, 2018, Ross-Ade Stadium, West Lafayette, Indiana**

Iowa	7	10	6	13	--	36
Purdue	14	7	14	3	--	38

## GAME RECAP

Purdue kicked a 25-yard field goal with eight seconds remaining to earn a 38-36 win over the visiting nationally-ranked Iowa Hawkeyes at Ross-Ade Stadium. The victory was Purdue's third over a top-25 team at home this season and snapped Iowa's four-game win streak over the Boilermakers in West Lafayette.

Iowa rushed for four touchdowns and threw for one, while Purdue threw four touchdowns and rushed for one.

Purdue led 14-7 after the first quarter, scoring on a 36-yard TD pass and a 1-yard rush. RB Ivory Kelly-Martin crossed the goal line on a 2-yard run for the Hawkeyes.

Miguel Recinos converted his 10th straight field goal (34 yards) to close within 14-10. Both teams traded touchdowns to give Purdue a 21-17 edge at halftime.

The Boilermakers extended their advantage to 28-17 on their first play from scrimmage in the third quarter, an 82-yard pass to WR Terry Wright. Iowa responded when QB Nate Stanley completed his only TD pass of the game – a 4-yard pass to TE T.J. Hockenson – on a fourth down play.

Purdue answered Iowa's touchdown with Wright's third score of the game, this time from three yards out, to give Purdue a 35-23 cushion.

RB Mekhi Sargent scored back-to-back 1-yard touchdowns early in the fourth quarter, giving the Hawkeyes their first lead of the game with 10:19 left. The teams then traded punts before Purdue drove 43 yards on its final drive for the game-winning field goal.

Stanley completed 21-of-32 passes for 275 yards and one touchdown. His second half totals included 14-of-17 attempts for 172 yards. RB Toren Young rushed nine times for a game-high 45 yards, while Sargent and Kelly-Martin each rushed 10 times for 39 yards and combined for three scores. Hockenson and Sargent combined for eight receptions for 72 yards and one touchdown. TE Noah Fant had three catches for a team-best 85 yards, including a 65-yard catch and run, which is Iowa's longest play from scrimmage this year.

Iowa's defense forced two turnovers and amassed six tackles-for-loss, but allowed 434 yards of total offense. Purdue QB David Blough completed 23-of-32 passes for 333 yards and four touchdowns. FS Jake Gervase, who notched a game-best 10 tackles, and OLB Amani Hooker were responsible for Blough's two second-half interceptions.

## SCORING SUMMARY

### First Quarter

PUR -- Isaac Zico 36-yard pass from David Blough (Evans kick)

IA -- Ivory Kelly-Martin, 2-yard run (Recinos kick)

PUR -- Markell Jones, 1 yard run (Evans kick)

### Second Quarter

IA -- Miguel Recinos, 34 yard field goal

PUR -- Terry Wright, 41 yard pass from David Blough (Evans kick)

IA -- Nate Stanley, 1-yard run (Recinos kick)

### Third Quarter

PUR -- Terry Wright 82-yard pass from David Blough (Evans kick)

IA -- T.J. Hockenson, 4-yard pass from Nate Stanley (2-point conversion failed)

PUR -- Terry Wright, 3-yard pass from David Blough (Evans kick)

### Fourth Quarter

IA -- Mekhi Sargent, 1-yard run (Recinos kick)

IA -- Mekhi Sargent, 1-yard run (2-point conversion failed)

PUR -- Spencer Evans, 25-yard field goal

**Attendance: 60,716**

IOWA	TEAM STATS	PUR
22	First Downs	21
37-118	Rushes-Yards	31-101
275	Passing Yards	333
21-32-0	Com-Att-Int	23-32-2
69-393	Total Offense	63-434
5-35.0	Punts-Avg.	3-54.3
1-1	Fumbles-Lost	2-0
8-75	Penalties-Yards	6-60
33:57	Possession Time	26:03

## INDIVIDUAL LEADERS

### RUSHING:

IOWA: Young 9-45; Kelly-Martin 10-39; Sargent 10-39

PUR: Jones 14-40; Knox 9-34; Blough 7-28

### PASSING:

IOWA: Stanley 21-32-275, 1 TD, 0 INT

PUR: Blough 23-32-333, 4 TD, 2 INT

### RECEIVING:

IOWA: Hockenson 4-39; Sargent 4-33; Fant 3-85

PUR: Wright 5-146; Moore 6-31; Zico 5-74





# IOWA FOOTBALL

32 Bowl Games   11 Big Ten Championships   25 Consensus All-Americans   14 CFB Hall of Fame Inductees

## Northwestern 14, #21 Iowa 10

Nov. 10, 2018, Kinnick Stadium, Iowa City, Iowa

Northwestern	0	0	7	7	--	14
Iowa	0	3	7	0	--	10

### GAME RECAP

Northwestern clinched the Big Ten West Division as a result of a 14-10 victory over 21st-ranked Iowa inside Kinnick Stadium.

Trailing 14-10, Iowa had two chances to drive the field late in the fourth quarter, but lost fumbles on its final two rushes of the game. Iowa running backs had gone 490 carries without losing a fumble prior to the two lost fumbles in the final 4:26.

The Hawkeyes took a 3-0 advantage into the locker room at halftime by virtue of a 46-yard field goal by Miguel Recinos. The Hawkeye senior had his consecutive field goals made streak end at 11 when he misfired on a 38-yard attempt in the third quarter.

The Wildcats scored the game's first touchdown on their second possession of the second half on an Isaiah Bowser 32-yard run. Later in the third period, Iowa reclaimed a 10-7 advantage on a WR Ihmir Smith-Marsette 28-yard touchdown pass from QB Nate Stanley. That possession followed safety Jake Gervase's third interception of the season in Northwestern territory.

The visitors scored the final points of the game on their first possession of the fourth quarter, a 32-yard pass from QB Clayton Thorson to WR Bennett Skowronek.

Northwestern rushed 46 times for 184 yards compared to 64 yards on 22 attempts for the Hawkeyes. Bowser totaled a game-best 165 yards rushing on 31 attempts.

Stanley completed 27-of-41 passes for 269 yards and one touchdown. Smith-Marsette paced Iowa's offense amassing a team-best 198 all-purpose yards (100 kickoff return; 90 receiving; 8 rushing). WR Nick Easley caught a game-best eight balls for 53 yards.

In addition to the interception, Gervase led the Hawkeye defense with 10 tackles. DB Matt Hankins (8) and LB Djimon Colbert (7) matched career bests in tackles, and safety Geno Stone added his team-leading fourth interception of the season.

### SCORING SUMMARY

#### Second Quarter

IA -- Miguel Recinos, 46-yard field goal

#### Third Quarter

NW -- Isaiah Bowser, 34-yard run (Collins kick)

IA -- Ihmir Smith-Marsette, 28-yard pass from Nate Stanley (Recinos kick)

#### Fourth Quarter

NW -- Bennett Skowronek, 32-yard pass from Clayton Thorson (Collins kick)

Attendance: 66,493

NW	TEAM STATS	IOWA
19	First Downs	16
46-184	Rushes-Yards	22-64
122	Passing Yards	269
15-30-1	Com-Att-Int	27-41-0
306	Total Offense	63-333
7-40.4	Punts-Avg.	7-34.9
0-0	Fumbles-Lost	2-2
5-40	Penalties-Yards	3-35
31:06	Possession Time	28:54

### INDIVIDUAL LEADERS

#### RUSHING:

NW: Bowser 31-165; Hanaoka 2-18

IOWA: Sargent 10-27; Young 3-14

#### PASSING:

NW: Thorson 15-30-122, 1 TD, 2 INT

IOWA: Stanley 27-41-269, 1 TD, 0 INT

#### RECEIVING:

NW: Green 5-30; Skowronek 3-45; Bowser 3-33

IOWA: Easley 8-53; Hockenson 7-89; Smith-Marsette 4-90

#### TACKLES:

NW: Whillock 9; Fisher 8; Gallagher 7; Pace 7

IOWA: Gervase 10; Hankins 8; Colbert 7; Hockaday 7





# IOWA FOOTBALL

32 Bowl Games   11 Big Ten Championships   25 Consensus All-Americans   14 CFB Hall of Fame Inductees

Iowa 63, Illinois 0

Nov. 17, 2018, Memorial Stadium, Champaign, Illinois

Iowa	7	28	14	14	--	63
Illinois	0	0	0	0	--	0

## GAME RECAP

Iowa exploded for nine touchdowns, winning its fifth straight game against Illinois, in a 63-0 shutout at Memorial Stadium in Champaign, Illinois. The 63-point win is Iowa's largest margin of victory in the series history, ties for the 12th-largest in program history, and matches Illinois' worst defeat in program history.

Iowa, who snapped a three-game losing streak, led 7-0 after the first quarter on a TE Noah Fant 7-yard TD reception from QB Nate Stanley.

The Hawkeyes broke the game open in the second quarter scoring 28 points, including 21 points over a span of 2:07. RB Mekhi Sargent scored his first of two touchdowns on a 3-yard run. DE A.J. Epenesa returned a fumble 19 yards for his first career score on the next play from scrimmage. On the next possession, Epenesa blocked an Illinois punt, which resulted a TE T.J. Hockenson 11-yard TD reception on the next play. Hockenson scored his second touchdown of the game later in the second period on a 37-yard pass play, Stanley's third touchdown pass of the game.

Iowa padded its lead in the second half, scoring 14 points in both the third and fourth quarters. WR Kyle Groeneweg returned a punt 61 yards for his first career touchdown, marking Iowa's first punt return for a score since Riley McCarron (55 yards) at Illinois in 2016. The 61-yard return is Iowa's longest punt or kickoff return of the season.

Iowa's final three TD's were scored on the ground by Sargent (29 yards) and two by RB Toren Young (five and 14 yards).

Sargent rushed for a career-high 121 yards on 17 attempts and became Iowa's first 100 yard rusher since Akrum Wadley at Nebraska in 2017. Stanley completed 13-of-21 passes for 178 yards and three touchdowns. The tight end connection of Fant (3-54) and Hockenson (2-48) combined for five catches, 102 yards, and three touchdowns.

Iowa's defensive unit amassed 11 tackles for loss, three interceptions, and a forced fumble. Epenesa sparked the Hawkeyes on defense totaling a career-high eight tackles, including 3.5 for loss and 1.5 sacks, one forced fumble, one fumble recovery, one pass break-up, one QB hurry, and one blocked punt. His efforts earned the sophomore Big Ten Co-Defensive Player of the Week honors.

Kirk Ferentz became the fifth coach in conference history to win 150 games as a member of the Big Ten Conference.

## SCORING SUMMARY

### First Quarter

IA -- Noah Fant, 9-yard pass from Nate Stanley (Recinos kick)

### Second Quarter

IA -- Mekhi Sargent, 3-yard run (Recinos kick)

IA -- A.J. Epenesa, 19-yard fumble return (Recinos Kick)

IA -- T.J. Hockenson, 11-yard pass from Nate Stanley (Recinos kick)

IA -- T.J. Hockenson, 37-yard pass from Nate Stanley (Recinos kick)

### Third Quarter

IA -- Kyle Groeneweg, 61-yard punt return (Recinos kick)

IA -- Toren Young, 5-yard run (Recinos kick)

### Fourth Quarter

IA -- Mekhi Sargent, 29-yard run (Recinos kick)

IA -- Toren Young, 14-yard run (Schudak kick)

Attendance: 33,313

IOWA	TEAM STATS	ILL
20	First Downs	11
37-203	Rushes-Yards	43-134
197	Passing Yards	82
14-23-1	Com-Att-Int	12-30-3
60-400	Total Offense	73-216
5-38.2	Punts-Avg.	9-39.9
1-0	Fumbles-Lost	1-1
1-15	Penalties-Yards	7-78
28:43	Possession Time	31:17

## INDIVIDUAL LEADERS

### RUSHING:

IOWA: Sargent 17-121; Young 14-67

ILL: Bonner 21-111; Norwood 4-30

### PASSING:

IOWA: Stanley 13-21-178, 3 TD, 1 INT; Mansell 1-2-19, 0 TD, 0 INT

ILL: Bush 12-28-82, 0 TD, 2 INT; Rivers 0-2-0, 0 TD, 1 INT

### RECEIVING:

IOWA: Fant 3-54; Smith 3-39; Hockenson 2-48

ILL: Smalling 3-27; Mays 3-24

### TACKLES:

IOWA: Gervase 8; Epenesa 8; Hesse 5; Colbert 5; Welch 5

ILL: Hansen 10; Oliver 7; Phillips 7; Roundtree 6







# IOWA FOOTBALL

32 Bowl Games   11 Big Ten Championships   25 Consensus All-Americans   14 CFB Hall of Fame Inductees

## Iowa 31, Nebraska 28

Nov. 23, 2018, Kinnick Stadium, Iowa City, Iowa

Nebraska	7	6	0	15	--	28
Iowa	7	14	7	3	--	31

### GAME RECAP

Senior Miguel Recinos kicked a game-winning 41-yard field goal as time expired to lift Iowa to a 31-28 victory over rival Nebraska and maintain possession of the Hy-Vee Heroes Trophy for the fourth straight year.

Iowa rushed for a season-best 266 yards on 45 attempts with RB Mekhi Sargent leading the ground attack with a personal-best 173 yards and one touchdown on the ground. Sargent, who surpassed 100 rushing yards for the second straight game, amassed a game-high 177 all-purpose yards, adding four yards and one touchdown on three catches.

The Hawkeyes scored touchdowns on three of their four possessions in the first half. WR Brandon Smith caught a 12-yard TD pass from QB Nate Stanley in the first quarter, while RB Toren Young (four yards) and Sargent (15 yards) scored rushing touchdowns in the second quarter.

Iowa led 21-13 at halftime after Nebraska kicker Barret Pickering converted a 46-yard field goal as time expired.

Sargent scored his second TD of the day in the third quarter on a 5-yard pass from Stanley to extend Iowa's lead to 28-13.

The visitors answered with two touchdown drives in the fourth period to even the score, 28-28, with 3:22 remaining in the game after QB Adrian Martinez found WR Kade Warner in the back of the end zone on the tying two-point conversion.

Iowa then drove 41 yards in nine plays for the game-winning field goal following a 27-yard kickoff return by Ihmir Smith-Marsette. TE T.J. Hockenson caught his game-best fifth pass for a 10-yard gain on a crucial fourth-and-eight play to advance Iowa into field goal range for the winning kick. Sargent rushed for 31 of the 41 yards on the drive.

Stanley completed 16-of-27 passes for 152 yards and two touchdowns. The junior, who engineered the third game-winning drive of his career, became the ninth Iowa QB to throw for more than 5,000 passing yards on a 25-yard pass completion to Hockenson in the first quarter.

Defensively, Iowa was credited with three sacks, raising its season total to 34, its highest single-season total since recording 34 sacks in 2003. DE Anthony Nelson was named Big Ten Co-Defensive Player of the Week after collecting a personal-high eight tackles, including two sacks. CB Matt Hankins registered a career-best 10 tackles. CB Michael Ojemudia intercepted Martinez in the fourth quarter, marking Iowa's 18th takeaway in the second half this season, most in FBS.

### SCORING SUMMARY

#### First Quarter

IA -- Brandon Smith, 12-yard pass from Nate Stanley (Recinos kick)  
NEB -- Jack Stoll, 4-yard pass from Adrian Martinez (Pickering kick)

#### Second Quarter

IA -- Toren Young, 4-yard run (Recinos kick)  
NEB -- Barret Pickering, 27-yard field goal  
IA -- Mekhi Sargent, 15-yard run (Recinos kick)  
NEB -- Barret Pickering, 46-yard field goal

#### Third Quarter

IA -- Mekhi Sargent, 5-yard pass from Nate Stanley (Recinos kick)

#### Fourth Quarter

NEB -- Maurice Washington, 28-yard pass from Adrian Martinez (Pickering kick)  
NEB -- Adrian Martinez, 3-yard run (2-pt conversion pass complete)  
IA -- Miguel Recinos, 41-yard field goal

Attendance: 65,299

NEB	TEAM STATS	IOWA
24	First Downs	25
33-140	Rushes-Yards	45-266
260	Passing Yards	153
26-38-1	Com-Att-Int	17-28-0
71-400	Total Offense	73-419
3-38.3	Punts-Avg.	2-36.5
0-0	Fumbles-Lost	0-0
3-35	Penalties-Yards	2-20
25:19	Possession Time	34:41

### INDIVIDUAL LEADERS

#### RUSHING:

NEB: Martinez 17-76; Ozigbo 10-50  
IOWA: Sargent 26-173; Young 18-83

#### PASSING:

NEB: Martinez 26-38-260, 2 TD, 1 INT  
IOWA: Stanley 16-27-152, 2 TD, 0 INT

#### RECEIVING:

NEB: Washington 7-102; Morgan 7-81; Stoll 4-37  
IOWA: Hockenson 5-54; Easley 4-29; Sargent 3-4

#### TACKLES:

NEB: Barry 11; Young 10; Ferguson 9  
IOWA: Hankins 10; Gervase 10; Anthony Nelson 8







# IOWA FOOTBALL

32 Bowl Games   11 Big Ten Championships   25 Consensus All-Americans   14 CFB Hall of Fame Inductees

## Iowa 27, #18 Mississippi State 22

Jan. 1, 2019, Raymond James Stadium, Tampa, Florida

Mississippi State	6	0	13	3	--	22
Iowa	0	17	7	3	--	27

### GAME RECAP

Iowa posted an impressive 27-22 win over No. 18 Mississippi State at the 2019 Outback Bowl at Raymond James Stadium, its second straight bowl victory. The win was Iowa's first over a nationally-ranked opponent this season and first over a ranked bowl opponent since 2010.

Iowa was able to rally from a 6-0 deficit in the first quarter to upend the Bulldogs, due in large part to scoring 17 points off three turnovers and not committing a penalty. The Hawkeyes won despite totaling minus-15 yards rushing on 20 attempts, a low for an Iowa team in 32 bowl appearances.

WR Nick Easley was voted the game's MVP, catching eight passes for a career-high 104 yards and two touchdowns – the first multi-touchdown game of his career. His totals increased his career numbers to 103 receptions for 1,024 yards.

The Bulldogs got on the board first, kicking a pair of first-quarter field goals. Iowa answered with 17 unanswered points in the second quarter. Miguel Recinos kicked the first (44) of his two field goals, followed by touchdown passes from QB Nate Stanley to Easley (75 yards) and WR Ihmir Smith-Marsette (15 yards). The 75-yard play is an Iowa bowl record for longest completion and longest touchdown reception.

The Bulldogs recaptured the lead early in the third quarter, capitalizing on two Hawkeye turnovers. Mississippi State scored two touchdowns in 18 seconds.

Easley's second TD catch (8 yards) later in the third quarter gave the Hawkeyes a 24-19 advantage, a lead they did not relinquish. Mississippi State and Iowa traded field goals in the fourth quarter.

Iowa's defense stood tall on the Bulldogs' final possession, forcing Mississippi State to turn the ball over on downs at Iowa's 32-yard line.

Stanley completed his first eight pass attempts, finishing the contest with 214 yards passing and three TD's on 21-of-31 attempts. Stanley finished his junior season with 26 TD passes, tying for the second highest single-season total in school history.

TE T.J. Hockenson caught three passes for 43 yards. Smith-Marsette matched his career best with four receptions and set an Outback Bowl record with 150 kickoff return yards.

DT Chauncey Golston and FS Jake Gervase collected Iowa's two interceptions, raising its season total to 20, second most in the country. Golston also recovered a fumble in the second quarter, which set the table for Iowa's second score. Golston's interception was the first of his career, while Gervase's theft in the end zone prevented a Mississippi State scoring threat in the fourth quarter.

DB Matt Hankins led all tacklers with nine, while CB Michael Ojemudia matched his career high with eight stops. DE A.J. Epenesa had a forced fumble on a sack, raising his season total a team-best 10.5, the highest single-season total by a Hawkeye since Adrian Clayborn (11.5 sacks in 2009).

### SCORING SUMMARY

#### First Quarter

MSU -- Jace Christmann, 44-yard field goal  
MSU -- Jace Christmann, 42-yard field goal

#### Second Quarter

IA -- Miguel Recinos, 44-yard field goal  
IA -- Nick Easley, 75-yard pass from Nate Stanley (Recinos kick)  
IA -- Ihmir Smith-Marsette, 15-yard pass from Nate Stanley (Recinos kick)

#### Third Quarter

MSU -- Kylin Hill, 1-yard pass from Nick Fitzgerald (2-point conversion failed)  
MSU -- Nick Fitzgerald, 33-yard run (Christmann kick)  
IA -- Nick Easley, 8-yard pass from Nate Stanley (Recinos kick)

#### Fourth Quarter

MSU -- Jace Christmann, 20-yard field goal  
IA -- Miguel Recinos, 40-yard field goal

Attendance: 40,518

MSU	TEAM STATS	IOWA
15	First Downs	11
42-190	Rushes-Yards	20-(-15)
152	Passing Yards	214
14-32-2	Com-Att-Int	21-31-1
74-342	Total Offense	51-199
5-50.4	Punts-Avg.	7-34.4
1-1	Fumbles-Lost	1-1
8-90	Penalties-Yards	0-0
33:34	Possession Time	26:26

### INDIVIDUAL LEADERS

#### RUSHING:

MSU: Fitzgerald 20-103; Hill 12-43  
IOWA: Young 3-7; Kelly-Martin 5-4

#### PASSING:

MSU: Fitzgerald 14-32-152, 1 TD, 2 INT  
IOWA: Stanley 21-31-214, 3 TD, 1 INT

#### RECEIVING:

MSU: Williams 3-19; Hill 3-12; Mitchell 2-42  
IOWA: Easley 8-104; Smith-Marsette 4-29; Hockenson 3-43

#### TACKLES:

MSU: Abram 6; Dantzler 5  
IOWA: Hankins 9; Ojemudia 8

