



# INDIANA

## 2018 INDIANA SCHEDULE

Date	Opponent	Time/TV
S.1	at FIU	W, 38-28
S.8	Virginia	W, 20-16
S.15	Ball State	W, 38-10
<b>S.22</b>	<b>24/23 Michigan State</b>	<b>L, 21-35</b>
<b>S.29</b>	<b>at Rutgers</b>	<b>W, 24-17</b>
<b>O.6</b>	<b>at 3/3 Ohio State</b>	<b>L, 26-49</b>
O.13	RV/RV Iowa	Noon/ESPN2
<b>O.20</b>	<b>8/8 Penn State</b>	<b>3:30 pm/TBA</b>
O.26	at Minnesota	8 pm/FS1
<b>N.10</b>	<b>Maryland</b>	<b>TBA</b>
<b>N.17</b>	<b>at 12/13 Michigan</b>	<b>TBA</b>
N.24	Purdue	TBA

**-B1G East Division games in bold**

-Rankings are AP/Coaches Poll

-All game times Eastern

## 2018 IOWA SCHEDULE

Date	Opponent	Time/TV
S.1	--/RV Northern Illinois	W, 33-7
S.8	RV/RV Iowa State	W, 13-3
S.15	Northern Iowa	W, 38-14
<b>S.22</b>	<b>18/16 Wisconsin</b>	<b>L, 17-28</b>
<b>O.6</b>	<b>at Minnesota</b>	<b>W, 48-31</b>
O.13	at Indiana	Noon/ESPN2
O.20	Maryland	Noon/ESPN2
O.27	at 8/8 Penn State	TBA
<b>N.3</b>	<b>at Purdue</b>	<b>TBA</b>
<b>N.10</b>	<b>Northwestern</b>	<b>TBA</b>
<b>N.17</b>	<b>at Illinois</b>	<b>TBA</b>
<b>N.23</b>	<b>Nebraska</b>	<b>Noon</b>

**-B1G West Division games in bold**

-Rankings are AP/Coaches Poll

-All game times Eastern

## TALE OF THE TAPE

	UI	IU
Points Scored	29.8	27.8
Rushing Yds.	155.0	163.5
Passing Yds.	243.4	247.7
Total Yds.	398.4	411.2
Total Plays	70.2	75.7
First Downs	19.2	23.7
Time of Possession	32:12	30:22
3rd Down Conversion	46.2%	42.9%
4th Down Conversion	66.7%	57.1%
Red Zone Scores	20-23	21-26
Red Zone TDs	16-23	15-26
Sacks By	18-131	11-78
TFLs By	25-151	36-137
Interceptions	6-62	7-46
Fumbles Recovered	3-7	6-0
Field Goals	7-10	7-9
Net Punt Avg.	38.6	36.6
Kick Return Yds.	32.2	18.2
Punt Return Yds.	6.9	13.8
Points Allowed	16.6	25.8
Rushing Yds. Allowed	84.4	157.5
Passing Yds. Allowed	188.0	212.2
Total Yds. Allowed	272.4	369.7

## IOWA (4-1, 1-1) AT INDIANA (4-2, 1-2)

**Kickoff:** Noon EDT

**Date:** Saturday, Oct. 13, 2018

**Location:** Memorial Stadium (52,656; FieldTurf) - Bloomington, Ind.

**TV:** ESPN2: Beth Mowins (p-b-p), Anthony Becht (analyst) & Rocky Boiman (sideline)

**Radio:** IU Radio Network; Sirius 94, XM 195, Internet 957: Don Fischer, Buck Suhr & Joe Smith



### STAT LEADERS

#### Passing

Nate Stanley: 87-141, 1153 Yds, 9 TD, 4 INT

#### Rushing

Toren Young: 54-286, 2 TD, 5.3 Avg

#### Receiving

Noah Fant: 19-196, 5 TD, 10.3 Avg

#### Defense

LB Jack Hockaday: 33 T, 1 TFL, 1 PBU

LB Amani Hooker: 28 T, 1 TFL, 1 INT, 4 PBU

DL Anthony Nelson: 18 T, 5 S, 5 TFL



### STAT LEADERS

#### Passing

Peyton Ramsey: 141-211, 1361 Yds, 11 TD, 5 INT

#### Rushing

Stevie Scott: 107-528, 4 TD, 4.9 Avg

#### Receiving

Nick Westbrook: 20-269, 2 TD, 13.4 Avg

#### Defense

S J. Crawford: 32 T, 1 S, 3 TFL, 1 INT, 1 FF, 1 FR

LB Dameon Willis Jr.: 31 T, 2 TFL

LB Reakwon Jones: 24 T, 1 S, 4.5 TFL, 1 FR

### SETTING THE SCENE

- Indiana (4-2, 1-2 B1G East) welcomes RV/RV Iowa (4-1, 1-1 B1G West) for IU's 106th Homecoming on Saturday, Oct. 13. Kickoff is set for noon EDT at Memorial Stadium (52,656; FieldTurf) on ESPN2.
- The Hoosiers own a 44-55-6 record on Homecoming.
- Indiana will host UI for the 18th time on Homecoming and the first time since 1998, a 14-7 victory on Oct. 17.
- The Hawkeyes hold a 9-7-1 edge in the previous 17 meetings.
- Iowa holds a 44-28-4 advantage in the all-time series and a 20-18-1 lead in Bloomington.
- IU is 6-3 over its last nine games, including a 3-1 home mark.

### THE COACHES

- **Tom Allen** was named Indiana's head coach on Dec. 1, 2016, and made his debut at the 2016 Foster Farms Bowl. The New Castle, Ind., native joined IU as associate head coach/defense on Jan. 15, 2016. Over his first two years, the Hoosiers were the most improved nationally in total defense and passing defense, the sixth-most improved in third down defense and the ninth-most improved in points per game allowed. (full bio on page 18)
- Kirk Ferentz is 147-98 (.600) in his 20th season at Iowa. He is the school's all-time winningest coach and sits fifth in Big Ten history. Ferentz served as Maine's head coach (1990-92) and owns a 159-119 (.572) career record.

### NEWS & NOTES

- Indiana leads the Big Ten and shares seventh nationally with 13 takeaways.
- The Hoosiers share first in the conference and 13th in the country with six fumble recoveries and share third in the league and 20th in the nation with seven interceptions.
- Eight different defenders have forced a fumble, seven have an interception and six have a fumble recovery.
- IU recorded three takeaways for the third time this season at No. 3 Ohio State and it has reached the mark nine times in 31 games with **Tom Allen** running the defense.
- Indiana has 11 10-plus play scoring drives (7 TDs, 4 FGs) this year, which shares fifth nationally.
- Redshirt junior **Nick Westbrook** carded his fourth career 100-yard game and his first of 2018 with 109 yards on five receptions against the Buckeyes.
- Fifth-year senior **J-Shun Harris II** caught a career-high eight passes for a career-best 104 yards, his first career 100-yard game, to give the Hoosiers two over the century mark for the first time since the 2017 finale.
- **Stevie Scott** (528 yards) is the seventh IU true freshman back to reach 500 yards in a single season.
- Indiana has played 38 underclassmen in 2018, tied for the eighth-most in the country.
- IU is the 19th youngest team in the country and the fourth youngest in the Big Ten. Seventy-seven of the 116 (66.4 percent) Hoosiers are underclassmen (55 freshmen - 31 true, 22 sophomores).

## MEDIA RELATIONS CONTACTS

Senior assistant athletic director for media relations and football contact Jeff Keag (812-855-6209 office, 812-219-2925 cell, jkeag@indiana.edu) and assistant director of media relations Greg Kincaid (812-855-4770 office, 786-972-1299 cell, grkincai@indiana.edu) handle all media requests for the Indiana football program.

## WEEKLY PRESS CONFERENCE

Indiana head coach **Tom Allen** will hold his weekly press conference every Monday during the regular season at noon ET in the Henke Hall of Champions.

Selected players will also be available at 11:30 a.m. and associate head coach Mike DeBord will be available following Allen. Lunch will be provided. Live streaming will be made available on IUHoosiers.com.

## PRACTICE SCHEDULE

Practices are closed to the media. Requested coaches and players will be available in the Team Room in the North End Zone complex for post-practice interviews on Tuesdays. Allen, DeBord and players made available at Monday's press conference will not be available on Tuesdays.

## INTERVIEW REQUESTS

All player and coaching staff interview requests should be directed to Jeff Keag. Requests for post-practice interviews should be made at least 24 hours in advance. Personal phone numbers will not be made available to media. Players have been instructed not to conduct interviews when contacted without prior approval from the media relations staff. Please contact Keag if you would like to contact players family members.

## POST-GAME INTERVIEW POLICY

The Indiana locker room is closed at all times. A media relations staffer will collect all player requests in the press box midway through the fourth quarter. Requested players will be available in the Weight Room of the North End Zone complex immediately following head coach **Tom Allen's** post-game press conference.

Allen will be available in the Team Room of the North End Zone facility following his post-game radio duties. Post-game interviews on the road will be held in accordance with the host school's procedures.

## CREDENTIALS

Working credentials for the 2018 Indiana football season must be requested via the web. To request credentials visit IUHoosiers.com and click on the media services link under "Athletics." A link to apply for football credentials will be at the top of the page.

Credentials will be mailed to the address provided. To guarantee that your credential is mailed to you, your request should be made 10 days prior to the game. All requests made during the week of the game will be held at Media Will Call, which is located at ticket booth No. 3 located on the West side of Memorial Stadium and opens three hours prior to kickoff.

## IUHOOSIERS.COM

IUHoosiers.com is the official web site of the Indiana football program. This is the best and most efficient way for media wishing to receive updated information on IU football.

## SOCIAL MEDIA

The Indiana Football program is on Twitter and Instagram (@IndianaFootball), Facebook (facebook.com/IndianaFootball) and Snapchat (HoosierFBSnap). Head coach Tom Allen is on Twitter (@CoachAllenIU) and Facebook (facebook.com/CoachAllenIU).

MONDAY	TUESDAY	WEDNESDAY	THURSDAY	SATURDAY
11 a.m. EDT - Weekly Press Conference in the Team Room	Requested players and assistant coaches available for post-practice interviews at approx. 11 a.m. in the Team Room	7:05 p.m. EDT - Inside IU Football with Tom Allen Radio Show	No Availability	Noon EDT - Kickoff vs. Iowa (ESPN2)
11 a.m. - Lunch 11:30 a.m. - Players Noon - Coach Allen 12:30 p.m. - Coach DeBord	1:44 p.m. EDT - Coach Allen Big Ten Teleconference	Guests - Drew Conrad & Dan Godsail	<b>FRIDAY</b> No Availability	Post-game - Coach Allen available in the Team Room  Requested players available in the Weight Room following Coach Allen

## BIG TEN STANDINGS

EAST	Big Ten	Pct.	Overall	Pct.
Ohio State	3-0	1.000	6-0	1.000
Michigan	3-0	1.000	5-1	.833
Penn State	1-1	1.000	4-1	.800
Maryland	1-1	.500	3-2	.600
Michigan State	1-1	.500	3-2	.600
<b>Indiana</b>	<b>1-2</b>	<b>.333</b>	<b>4-2</b>	<b>.667</b>
Rutgers	0-3	.000	1-5	.167

WEST	Big Ten	Pct.	Overall	Pct.
Wisconsin	2-0	1.000	4-1	.800
Northwestern	2-1	.667	2-3	.400
Iowa	1-1	.500	4-1	.800
Illinois	1-1	.500	3-2	.600
Purdue	1-1	.500	2-3	.400
Minnesota	0-2	.000	3-2	.600
Nebraska	0-3	.000	0-5	.000

## AROUND THE BIG TEN

### Saturday, Oct. 13 (All Times ET)

#### Iowa at Indiana, Noon, ESPN2

Minnesota at Ohio State, Noon, FS1

Nebraska at Northwestern, Noon, ABC

Rutgers at Maryland, Noon, BTN

Michigan St. at Penn St., 3:30 pm, BTN

Purdue at Illinois, 3:30 pm, FS1

Wisconsin at Michigan, 7:30 pm, ABC

## BIG TEN TELECONFERENCE

The Big Ten football coaches weekly teleconference runs each Tuesday through Nov. 20. Please contact the Big Ten Office (847-696-1010) for call-in information. (All times ET):

12:00 p.m.	Chris Ash, Rutgers
12:08 p.m.	Jim Harbaugh, Michigan
12:16 p.m.	Paul Chryst, Wisconsin
12:24 p.m.	Scott Frost, Nebraska
12:32 p.m.	Mark Dantonio, Michigan State
12:40 p.m.	Kirk Ferentz, Iowa
12:48 p.m.	P.J. Fleck, Minnesota
12:56 p.m.	Pat Fitzgerald, Northwestern
1:04 p.m.	Lovie Smith, Illinois
1:12 p.m.	Matt Canada, Maryland
1:20 p.m.	Jeff Brohm, Purdue
1:28 p.m.	James Franklin, Penn State
1:36 p.m.	Urban Meyer, Ohio State
<b>1:44 p.m.</b>	<b>Tom Allen, Indiana</b>

## COLLEGE PRESS BOX.COM

Collegepressbox.com is the official media website for Big Ten Conference football. Access and download weekly game notes, quotes, statistics, media guides, headshots, logos and more for the conference and each of its member schools. Login information will be distributed to accredited media or you can apply for a password by sending an e-mail to password@collegepressbox.com.

## MEMORIAL STADIUM OPENS THE EXCELLENCE ACADEMY

The Excellence Academy building provides a home for and thereby enhances the Excellence Academy program which, as set forth below in more detail, is one of the most innovative and effective personal development programs in all of intercollegiate athletics. The \$53 million, 66,575 square foot facility encloses the south end zone at Memorial Stadium and creates a bold new “front door” to campus for Memorial Stadium and more generally the Athletics campus. The Excellence Academy construction began in the spring of 2017 and was completed in the summer of 2018.

### **Dr. Lawrence D. Rink Center for Sports Medicine and Technology**

As part of the Excellence Academy, the Dr. Lawrence D. Rink Center for Sports Medicine and Technology is home to the Irsay Family Wellness Clinic, the Center for Elite Athlete Development, as well as the Rehabilitation and Treatment Center. These facilities provide comprehensive physical and mental healthcare for IU student-athletes with physician offices, psychologist and nutritionist offices, exam rooms, diagnostic equipment, and the like; all-inclusive space and equipment to help prevent, diagnose, rehabilitate and treat injuries to student-athletes; and research and technology to apply science to the development of champion student-athletes.

### **Irsay Family Wellness Clinic**

The Irsay Family Wellness Clinic aids in the physical and mental well-being of the nearly 650 students that participate in 24 varsity sports at Indiana. It houses exam rooms, x-ray machines, procedure rooms, physician offices, sports psychologist offices, a nutrition office and a consultation room.

### **Hancock Hiltunen Caito Center for Leadership and Life Skills**

The Hancock Hiltunen Caito Center for Leadership and Life Skills offers multi-purpose space and offices dedicated to leadership development, service learning and career development for students who participate in collegiate athletics at IU.

### **Glass Family Leadership Suite**

The Glass Family Student-Athlete Leadership Suite is housed in the Center for Leadership and Life Skills and provides a venue for important student leadership programming. This is made possible by the gift from Indiana University Vice President and Director of Athletics Fred Glass, and his wife Barbara. The suite is also a home for members of the Student-Athlete Advisory Committee (SAAC), the recognized collective voice of student-athletes at IU as established by the Indiana University Bill of Rights, another innovation established by Glass.

### **Tobias Nutrition Center**

The new state-of-the-art nutrition facility and dining space in the new IU Excellence Academy is named the “Tobias Nutrition Center” after Ambassador Randall L. Tobias and his wife Deborah Tobias. Lunch and dinner is served five days a week with a daily breakfast oasis for students. Service is in a food station concept with stations including Italian, grill, homestyle, subs and wraps, large salad, fruit and soup bar. Menu items are prepared fresh on site by dining staff at each of these stations. The breakfast oasis is a morning fueling station for students with a variety of options to start the day. Two large beverage stations are installed including a water bottle filling station as new electronic menu boards will display what is available each day.



## TERRY TALLEN MAKES MAJOR GIFT FOR IU FOOTBALL COMPLEX RENOVATIONS

On April 20, 2018, Indiana University Vice President and Director of Intercollegiate Athletics Fred Glass announced a major gift by IU alumnus and former IU Football captain Terry Tallen to the Indiana University Bicentennial Campaign for Athletics. This \$2 million commitment helps provide funding for the renovation of the football team area in Memorial Stadium. In recognition of his gift, the area will be permanently named the Terry Tallen Indiana Football Complex.

The Terry Tallen Indiana Football Complex will fill 25,000+ square feet underneath the west stands of Memorial Stadium. The complex will include the Trent and Julie Green Locker Room (named in 2003), coaches’ locker room, team lounge, recruiting area, equipment room and Dr. John M. Miller Training Room (named in 1994).

Tallen graduated from the Indiana University Kelley School of Business in 1982, and while earning his degree, was also a three-year IU Football letterman. Terry was elected team co-captain in 1979 and 1980. The 1979 team was nationally ranked and won the Holiday Bowl, IU’s first bowl victory. Terry was named the United Press International’s Defensive Player of the Week following Indiana’s Homecoming victory over Wisconsin in 1980.

In 2001, Terry founded Tallen Capital Partners, LLC, and remains the company’s Chairman and CEO. Tallen Capital Partners, LLC is a privately held, vertically integrated retail and mixed-use real estate investment and development organization with offices in San Diego and San Francisco. Prior to founding Tallen Capital Partners and becoming an entrepreneur, Terry enjoyed a corporate career as a senior executive with some of our country’s largest public as well as private companies. He is considered one of the leading shopping center investors and developers in the Western U.S.



## B1G/NCAA RANKINGS

### NCAA ACTIVE CAREER RANKS

	Category	Stat	B1G	NCAA
<b>Jonathan Crawford</b>	Interceptions	9	T-1st	T-6th
	Solo Tackles	158	2nd	T-17th
	Passes Def.	26	3rd	24th
	Tackles	241	5th	T-37th
<b>J-Shun Harris II</b>	PR TDs	3	1st	2nd
	PR Yards	404	2nd	10th

### DEFENSE

Team	Category	Stat	B1G	NCAA
Team	Takeaways	13	1st	T-7th
	Fumble Rec.	6	T-1st	T-13th
	Interceptions	7	T-3rd	T-20th
	Passing	212.2	6th	48th
	40-Yard Plays	3	T-3rd	T-14th
	50-Yard Plays	2	T-5th	T-34th

### OFFENSE

Team	Category	Stat	B1G	NCAA
Team	Completion %	.677	2nd	17th
	Sacks Allowed	1.6	6th	T-46th
	First Downs	142	2nd	20th
	Third Downs	.429	6th	41st
	Passing TDs	12	T-2nd	T-30th
	TFLs Allowed	5.1	6th	38th
	Turnover Margin	0.7	T-4th	T-28th

### SPECIAL TEAMS

Team	Category	Stat	B1G	NCAA
Team	Blocked Punts	1	T-1st	T-8th
	Punt Returns	13.8	2nd	27th
	Blocked Kicks	1	T-3rd	T-36th
	Punt Return Def.	3.7	4th	23rd

### INDIVIDUAL

	Category	Stat	B1G	NCAA
<b>Jonathan Crawford</b>	Solo Tackles	23	T-9th	--
	Fumble Rec.	1	T-4th	T-44th
<b>Bryant Fitzgerald</b>	Fumble Rec.	1	T-4th	T-44th
	Receiving TDs	4	T-7th	T-49th
<b>Donavan Hale</b>	PR TDs	1	T-1st	T-2nd
	PR Average	13.8	1st	12th
<b>J-Shun Harris II</b>	PR Yards	138	2nd	19th
	Fumble Rec.	1	T-4th	T-44th
<b>Cam Jones</b>	Fumble Rec.	1	T-4th	T-44th
	FG Percentage	.778	5th	T-40th
<b>Reakwon Jones</b>	Field Goals	7	T-6th	T-36th
	Points	39	9th	--
<b>Logan Justus</b>	Fumble Rec.	1	T-4th	T-44th
	Completions	141	2nd	8th
<b>Devon Matthews</b>	Passing TDs	11	2nd	T-24th
	Passing Yards	1,361	2nd	35th
<b>Peyton Ramsey</b>	Total Offense	1,541	2nd	30th
	Completion %	.668	4th	22nd
<b>Nile Sykes</b>	Fumble Rec.	1	T-4th	T-44th
	Carries	107	2nd	13th
<b>Stevie Scott</b>	Rushing	528	4th	28th
	Total TDs	5	T-8th	--
	All-Purpose	564	10th	--

## TEAM

• Hoosiers special teams coordinator **William Inge** played defensive end (1993-96) and began his coaching career with the Hawkeyes. Inge served as a co-captain his senior season and collected honorable mention All-Big Ten and Academic All-Big Ten honors. He finished his career with 173 tackles, 24 sacks and 37 tackles for loss.

From 1998-2000, he was a graduate assistant and recruiting coordinator. Inge earned his bachelor's (1996) and master's degree (1999) from Iowa.

• Every Indiana Football player was provided Riddell's new Speed Flex Precision Fit helmet, which utilizes two different layers of 3-D scanning technology to make a custom-made helmet for every individual player. The medical and equipment staffs of IU Athletics believe this to be the safest football helmet available. This year's new helmet is red matte with variations created by the use of decals. An additional color helmet will be added next year.

• Twelve true freshmen saw action in Allen's first campaign, and 13 have earned time in 2018: TE **Matt Bjorson**, DL **James Head Jr.**, S **Jamar Johnson**, Husky **Cam Jones**, DL **Shamar Jones**, WR **Miles Marshall**, S **Devon Matthews**, LB **Micah McFadden**, QB **Michael Penix Jr.**, RB **Stevie Scott**, ATH **Reese Taylor**, RB **Ronnie Walker Jr.** and CB **Jaylin Williams**. Additionally, 12 redshirt freshmen have seen action this season.

• Upon his arrival in Bloomington, Taylor played cornerback and saw time there at Florida International before he shifted to the offense.

Taylor has 14 rushes for 77 yards (5.5 average), 13 receptions for 77 yards, three kick returns for 66 yards and is the team's third quarterback, the position where he earned Indiana's 2017 Mr. Football honors. Taylor led Indianapolis's Ben Davis High School to the 2017 state championship.

The two-time all-stater broke the Ben Davis career marks with 7,631 passing yards and 79 passing scores on 568-of-828 (68.6 percent) and rushed for 2,077 yards on 374 attempts (5.5 average) with 45 touchdowns.

• Fifth-year senior wide receiver/return specialist **J-Shun Harris II** returned from his third ACL injury (right), which he sustained in game eight at Maryland last year. He came back to action in 2017 after he tore his right ACL during 2015 summer workouts and his left ACL in 2016 preseason camp.

Harris matched the program record with his third punt return touchdown against Ball State, an 86-yarder, and has a team-leading 22 receptions for 206 yards (2nd) and one touchdown in 2018.

• Fifth-year senior running back **Ricky Brookins** is a member of the Allstate AFCA Good Works Team and the Wuerffel Trophy Watch Lists. Brookins spearheaded a GoFundMe page for football manager **Matt Stauder** that has surpassed \$31,500.

Stauder is in his senior year majoring in sport management and marketing. Last season, he unexpectedly lost his father to a heart attack. Shortly after, Stauder was diagnosed with Hodgkins Lymphoma and began cancer treatments in May.

Allen awarded Stauder with the game ball following the team's 2018 opening win at FIU.

• With its 38-28 victory at Florida International, Indiana has won 13 of its last 15 season openers. IU has won four straight road openers and **Tom Allen** is 2-0 in starts away from home.

The Hoosiers improved to 41-18 in Memorial Stadium openers with wins in 15 of their last 17 and 32 of their last 37 after its 20-16 victory over Virginia.

With its victory at Rutgers, Indiana picked up its first conference road opening win since 2007 at Iowa.

## REMEMBERING COACH MALLORY



**Bill Mallory**, Indiana's all-time winningest football coach, died on May 25, 2018, surrounded by family in Bloomington. He was 82. The program is wearing a helmet decal all season long to honor Mallory.

Mallory served 13 years at the helm of the Hoosiers and compiled a record of 69-77-3. After an 0-11 initial season, he ran off a 69-66-3 mark that featured seven winning seasons and six bowl appearances, both program records for an IU head coach, and included victories in the 1988 Liberty Bowl and the 1991 Copper Bowl.

The 2002 Indiana Athletics Hall of Fame inductee coached six first or second team All-Americans, two first round NFL draft picks and two players (Anthony Thompson, 2nd and Vaughn Dunbar, 6th) who finished in the top six in the Heisman Trophy voting. In 1987, Mallory became the first Big Ten coach to be awarded back-to-back Coach of the Year honors.

That same campaign, he led the Hoosiers to an 8-4 record, a second place Big Ten finish and a Peach Bowl appearance. Capped by its Liberty Bowl triumph, IU netted consecutive eight win seasons for the first time with an 8-3-1 ledger and concluded 1988 ranked 20th in the Associated Press (AP) Poll.

Mallory compiled a 168-129-4 (.565) career record at Miami University (1969-73), the University of Colorado (1974-78), Northern Illinois University (1980-83) and Indiana (1984-96). With the Hoosiers, Mallory became the fifth coach ever to guide three different programs to top 20 finishes in the national polls, joining Paul "Bear" Bryant, Dan Devine, Bowden Wyatt and Lou Holtz.


He earned his conference's Coach of the Year recognition on four occasions: 1973 (MAC), 1983 (MAC), 1986 (Big Ten) and 1987 (Big Ten). Mallory was honored as the Kodak District Coach of the Year in 1986 and 1987, and he was head coach of 1993 East Team in the East-West Shrine Bowl.

In Mallory's 27 seasons as a head coach, his teams defeated a dozen top 25 ranked programs, including both No. 9 Ohio State and No. 20 Michigan in 1987. He is the only Hoosiers coach to defeat both schools in the same season. Additionally, Mallory hoisted the Old Oaken Bucket seven times in 13 meetings with Purdue.

## DEFENSE

- **Tom Allen** joined the Hoosiers as defensive coordinator in 2016 and has continued to run the defense after being named head coach on Dec 1, 2016. His defenses have reached heights not seen in a generation in Bloomington.
- Over Allen's first two seasons, IU was the most improved team nationally in total defense (-169.4 ypg) and passing defense (-134.1 ypg), the sixth-most improved in third down defense (-12.2 percent) and the ninth-most improved in points per game allowed (-12.3 ypg).
- Since Allen's arrival (31 games), Indiana has held 15 opponents under 200 passing yards, 10 under 100 rushing yards, eight under 300 total yards, 17 under 355 total yards, 10 to 17 points or less and allowed four 300-yard passers.
- In the three years prior to Allen's arrival (37 games), the Hoosiers held nine opponents under 200 passing yards, five under 100 rushing yards, one under 300 total yards, five under 355 total yards, four to 17 points or less and allowed 15 300-yard passers.
- IU limited its second 2018 opponent under 300 yards (291 - 193 passing, 98 rushing) and picked off a pass in its win at Rutgers.
- Allen stresses to his defenders the importance of takeaways and their magic number per game is three.
- The defense reached that number four times in 2016, twice in 2017 and thrice already in 2018 - at Florida International (2 fumbles, 1 INT). vs. No. 24 Michigan State (2 fumbles, 2 INTs) and at No. 3 Ohio State (2 INTs, 1 FR) last weekend.
- Under Allen, Indiana has two four-takeaway, nine three-takeaway and 14 multi-takeaway games, including three this year.
- This season, the Hoosiers are first in the Big Ten (T-7th nationally) with 13 takeaways (7 INTs [T-3rd in Big Ten, T-20th nationally], 6 fumble recoveries [T-1st, T-13th]) and have scored 41 points off of its opponents miscues.
- In addition to its four takeaways, IU sacked MSU three times and recorded nine tackles for loss.
- Indiana owns two three-sack games and two nine-TFL games in 2018.
- In the Virginia win, the Hoosiers limited UVA to 294 total yards and just 106 through the air.
- Eighteen players tallied multiple tackles and the defense forced six three-and-outs in the BSU victory.
- The defensive unit has seen 33 players take the field in 2018. Of those 33 players, 12 are true freshmen or redshirt freshmen, who have accounted

- for 6.5 TFLs, four INTs, three forced fumbles, three fumble recoveries, three pass breakups and a sack.
- IU finished first nationally in three-and-outs (6.5), ninth in third down defense (29.9 percent - best program mark since 1992; 3rd in the Big Ten), 17th in passing defense (179.7 ypg - best program mark since 1995; 4th in the Big Ten) and 26th in total defense (340.1 ypg - best program mark since 1995) last year.
- A program record six defenders earned All-Big Ten honors in both 2016 and 2017.
- In 2017, the Hoosiers posted a pair of shutouts for the first time since 1993.
- Indiana whitewashed Rutgers, 41-0, en route to its first Big Ten shutout since 1993, and blanked Charleston Southern, 27-0.
- Allen engineered one of the top defensive turnarounds nationally in 2016. IU improved in every major statistical category against a schedule featuring four top 10 opponents, a program first.
- The Hoosiers held their opponents to 380.1 total yards, down 129.4 yards from 2015, the largest improvement in the country, limited their foes to 94.1 fewer passing yards, also first nationally, 10.4 fewer points, which ranked fourth nationally, and gave up 25 fewer touchdowns than in 2015.
- A nominee for the 2016 Broyles Award, Allen led the program's first All-American at linebacker since 1987 in **Tegray Scales** (2016) and oversaw the first linebacker drafted since 1988 in **Chris Covington** (Dallas, 6th round in 2018 NFL Draft).



## HOOSIERS HONORS

### **J-Shun Harris II, RS**

- B1G Special Teams POW (Ball State)
- Preseason 2nd Team All-American - Phil Steele
- Preseason 1st Team All-Big Ten - Phil Steele
- Preseason 3rd Team All-Big Ten - Athlon

### **Stevie Scott, RB**

- B1G Freshman of the Week (Ball State)
- B1G Freshman of the Week (Virginia)

### **Marcelino Ball, DB**

- Preseason 2nd Team All-Big Ten - Phil Steele

### **Ricky Brookins, RB**

- Allstate AFCA Good Works Team Watch List
- Wuerffel Trophy Watch List

### **Jonathan Crawford, S**

- Senior Bowl Watch List
- Preseason 2nd Team All-Big Ten - Athlon
- Preseason 3rd Team All-Big Ten - Lindy's
- Preseason 3rd Team All-Big Ten - Phil Steele

### **Dan Godsil, LS**

- Preseason 1st Team All-American - Phil Steele
- Preseason 1st Team All-Big Ten - Phil Steele

### **Nick Linder, OL**

- Senior Bowl Watch List

### **Wes Martin, OL**

- William V. Campbell Trophy Semifinalist
- Senior Bowl Watch List
- Preseason 3rd Team All-Big Ten - Phil Steele
- B1G Distinguished Scholar

### **Jacob Robinson, DL**

- Preseason 3rd Team All-Big Ten - Phil Steele

### **Luke Timian, WR**

- Earl Campbell Tyler Rose Award Watch List
- Preseason B1G Best Hands - Lindy's

### **Nick Westbrook, WR**

- Biletnikoff Award Watch List
- Preseason 2nd Team All-Big Ten - Phil Steele

### **Haydon Whitehead, P**

- Ray Guy Award Watch List

## INDIANA'S DEFENSIVE IMPROVEMENT UNDER TOM ALLEN SINCE HIS ARRIVAL IN 2016

Category	2017 Season	2016 Season	2015 Season	15-16 Difference (Nat'l Rank)	15-17 Difference (Nat'l Rank)	2017 Rank	2016 Rank	2015 Rank	15-16 Rank Improvement	15-17 Rank Improvement	Best for IU Since
Total Defense	340.1	380.1	509.5	-129.4 (1st)	-169.4 (1st)	27th	45th	121st	+76	+94	1995 (336.8)
Passing Defense	179.7	219.7	313.8	-94.1 (1st)	-134.1 (1st)	17th	53rd	127th	+74	+110	1995 (139.7)
PPG Allowed	25.3	27.2	37.6	-10.4 (5th)	-12.3 (9th)	T-52nd	T-57th	117th	+60	+65	1993 (16.4)
Third Downs	.299	.329	.421	-.092 (7th)	-.122 (6th)	8th	15th	91st	+76	+68	1992 (.289)
Completion %	.545	.525	.595	-.070 (11th)	-.050 (19th)	23rd	T-11th	T-79th	+56	+57	1996 (51.8)*
Passing Efficiency	123.9	117.3	136.5	-19.2 (11th)	-12.6 (25th)	50th	T-23rd	90th	+40	+44	1996 (115.6)*
Rushing Defense	160.4	160.4	195.7	-35.3 (23rd)	-35.3 (T-35th)	61st	53rd	96th	+35	+35	2009 (159.1)
TDs Allowed	39	42	65	-23	-26	T-47th	T-50th	T-120th	+70	+73	1996 (32)
20-Plus Yard Plays	46	62	87	-25	-41	T-18th	T-69th	T-126th	+57	+108	2004 (42)
30-Plus Yard Plays	22	28	36	-8	-14	T-34th	T-65th	T-107th	+42	+73	2012 (22)
40-Plus Yard Plays	9	13	20	-7	-11	T-20th	T-49th	T-105th	+56	+85	2009 (9)
50-Plus Yard Plays	5	6	16	-10	-5	T-27th	T-38th	T-125th	+87	+98	2009 (4)
Drives w/ A Score	.271	.317	.400	-.083	-.129	-	-	-	-	-	-
3 and Outs (per game)	6.5	5.2	4.2	+1.0	+2.3	1st	-	-	-	-	-

\* - Based on the 2016 numbers



## SAFETIES/HUSKY

- **Jonathan Crawford** is the unquestioned leader in the defensive backfield. The senior safety has started all 44 games since his arrival.
- A 2018 Athlon preseason second team All-Big Ten selection, Crawford is the current Hoosiers leader with 241 tackles, 158 solos, 17 pass breakups, nine interceptions (T-8th in program history), six fumble recoveries, three forced fumbles, 18 takeaways and two blocked kicks.
- Crawford's nine picks share first in the Big Ten and sixth nationally among active players.
- The Largo, Fla., native enjoyed his return to the Sunshine State in the 2018 opener at FIU.
- Crawford accounted for two takeaways in the first quarter, his fifth career multi-takeaway game. He forced a fumble on the opening drive and posted his first career pick-6 two drives later.
- He posted a career-high two tackles for loss with one sack and five stops in the Ball State win and followed that up with a career-high-tying eight solos, one for loss, and one fumble recovery against No. 24 Michigan State.
- Crawford paces the team with 32 tackles and 23 solos in addition to the sack (T-3rd on team), three TFLs (5th), the INT (T-1st), the forced fumble (T-1st) and the fumble recovery (T-1st).
- The two-time honorable mention all-leaguer (2016-17) made 62 stops (4th on the team), 42 solo (5th), three for loss, eight PBUs (2nd), one interception (T-2nd), one fumble recovery (T-2nd) and one blocked field goal a season ago.
- As a sophomore, Crawford topped IU with seven takeaways (4 FRs and 3 INTs) and led the league and shared second nationally in fumble recoveries.
- He collected 2015 freshman All-American honors after he ranked first among all B1G frosh and tied for fourth among frosh nationally with four interceptions.
- Crawford and Indiana redshirt junior wide receiver **Donavan Hale** are cousins.
- Junior **Khalil Bryant** has started all six games at free safety alongside Crawford.

- He carded the first interception of his career and matched a career-best with five tackles vs. MSU.
- Bryant has 19 stops overall, including five at No. 3 Ohio State last weekend, and 14 over the last three games, with the INT.
- A 2016 freshman All-American and honorable mention All-Big Ten selection, **Marcelino Ball** has returned to the husky position after he sustained a season-ending injury in week three last season.
- He posted his first career two-sack game with a career-high three tackles for loss, his first career forced fumble and six stops overall against the Spartans, and added eight tackles against the Buckeyes.
- The 19-year old redshirt sophomore shares third on the team with 24 tackles, shares fourth with 17 solos, shares first with the two sacks and the forced fumble, and shares second with four TFLs.
- Ball opened 2017 with a career-high tying 10 stops, his second career double-digit game, with seven solos and a half-for loss against No. 2 Ohio State.
- He started 12 games and played in all 13 at the husky position during his true freshman campaign.
- Ball led all Big Ten freshmen in tackles and finished sixth overall, first among B1G true freshmen and third among true freshmen nationally with 60 solos.
- The Roswell, Ga., native finished third on the team in stops, solos, interceptions (2, tied) and pass breakups (8). Ball added 4.5 tackles for loss and one fumble recovery.
- Football is in the Ball family as Marcelino is the younger brother of Marcus, a former NFL defensive back who played at the University of Memphis (2009-10), Reggie, Jr., a quarterback at Georgia Tech University (2003-06) and Raeshon, a defensive back at the University of Tennessee at Chattanooga (2006-08).
- Ball's back-up, true freshman **Cam Jones**, recorded his first career INT and forced fumble against the Spartans and recovered his first fumble at OSU.
- In five games, Jones has seven tackles and the three takeaways.



**Jonathan Crawford**



**Marcelino Ball**

## STRENGTH & SPEED

In the offseason, **Tom Allen** made it known that the Hoosiers needed to get stronger and faster. Allen honed in on and hired director of athletic performance **David Ballou** and athletic performance coach/speed specialist **Dr. Matt Rhea**. The duo worked together at IMG Academy in Bradenton, Fla., in 2016, and joined the IU program following the 2017 season.



### DAVID BALLOU

• A former Hoosier fullback, Ballou spent 2017 as the University of Notre Dame's co-director of football strength and conditioning after two seasons at IMG Academy. He spent the previous 14 years as the head strength and conditioning coach at Avon (Ind.) High School. Ballou lettered with the Hoosiers in 1997, 1998 and 1999, and was recognized as the Hoosier Strength Challenge Champion.

### STRENGTH IMPROVEMENT

- Team has increased its average power output in single leg movements by 52 percent since January.
- The number of 500-pound squatters has increased from five to 29.
- Five times as many players are squatting 500-or-more pounds now than in February.
- The number of players bench pressing 400-or-more pounds has quadrupled.
- Recognized as the strongest Hoosier, **Wes Martin** benches 525 pounds and owns a max of 425 pounds in the hang clean.



### DR. MATT RHEA

• Head of sport science at IMG Academy in 2016 and 2017, where he contributed to the optimal development of athletes through innovative athlete assessments and advanced strength and conditioning. Rhea is the only speed specialist with a PhD dedicated to a football program in the country.

### SPEED IMPROVEMENT

- In 2017, three players ran 21 MPH or faster and 10 ran over 20 MPH.
- During 2018 spring football, 12 players ran 21 MPH or faster and 24 ran over 20 MPH.
- During 2018 fall camp, 34 players ran over 21 MPH and 47 ran over 20 MPH.
- Husky **Marcelino Ball**, CB **Isaac James**, WR **Whop Philyor** and CB **Jaylin Williams** each have reached the 23 MPH mark.
- On average, the program has seen a 2.5 MPH improvement in top speed since January, which correlates to approximately a .25 second improvement in 40-yard sprint time.

## LINEBACKERS

- **Kane Wommack** is in his first season as linebackers coach. He served as the University of South Alabama's defensive coordinator and linebackers coach in 2016 and 2017.
- Wommack worked with **Tom Allen** as an Ole Miss graduate assistant in 2012-13 when Allen was linebackers coach under defensive coordinator Dave Wommack, Kane's father.
- During Wommack's two seasons in Mobile, South Alabama was the 13th-most improved scoring defense (-10.8) and rushing defense (-69.2) in the nation.
- In 2016, he engineered one of the top turnarounds in the country. The unit was the fifth-most improved nationally in scoring defense (-10.3), one spot behind the Hoosiers, and ranked in the top 10 nationally in passing defense.
- Wommack was tasked with replacing a pair of stalwarts who moved on to the NFL.
- **Chris Covington** was selected with the 19th pick of the sixth round (193rd overall) by the Dallas Cowboys, while the Los Angeles Rams inked **Tegray Scales** to a free agent deal.
- Covington became the first IU linebacker drafted since Van Waiters in 1988 (Cleveland, round 3).
- Scales became the first Indiana linebacker to earn All-America honors (2016) since 1987 and the first to collect first team All-Big Ten (2017) since 1988.
- Fifth-year senior **Dameon Willis Jr.** is the unit's leading tackler after he posted a career-high nine at No. 3 Ohio State last weekend.
- He has appeared in 41 games and started nine times, including all six in the middle this season.
- Willis is second on the team with 31 tackles and 15 solos (tied) to go along with two for loss.
- The Cleveland native paced the LBs in stops in each of the first two weeks with six, adding a TFL in the

Virginia win, and once again in the win at Rutgers with five.

- He has 95 career tackles (27 in 2017, 22 in 2016, 16 in 2015), 55 solo, with one forced fumble, one fumble recovery and four tackles for loss.
- Redshirt junior **Reakwon Jones** has seen action in 27 games and has started all six on the weak-side this season.
- He was a key contributor against UVA, making five stops, three solo, and a half-for loss en route to IU Defensive Player of the Week honors.
- Jones shared the team lead with five tackles and delivered his first career sack and two-TFL game in the Ball State win en route to his second straight team POW accolade.
- The Lynn Haven, Fla., product shares third on the team with 24 stops after a career-high seven, with one for loss, against the Buckeyes. He leads the way with 4.5 for loss, and has one sack, one fumble recovery and two pass breakups overall.
- Georgia Tech transfer **T.D. Roof**, who gained immediate eligibility after he was granted a legislative relief waiver this summer, played in all 11 games as a true freshman.
- Roof totaled 17 tackles with a pair of sacks and one quarterback hurry in 2017.
- The mid-year enrollee netted a career-high eight stops and six solos, with one for loss, at OSU.
- He is fifth on the Hoosiers with 23 tackles and shares second with 19 solos to go along with one sack, his first in an Indiana uniform, which he picked up against BSU, and two TFLs.
- Backing up Willis in the middle, redshirt freshman **Thomas Allen** has 14 tackles, 10 solo, and 1.5 for loss in six games.
- Thomas is the son of head coach **Tom Allen**.



*Reakwon Jones*

## CAREER SUPERLATIVES

### 100-YARD RECEIVING GAMES

#### **Nick Westbrook, WR (4)**

- 133 Ball State, 9/10/16
- 129 Wake Forest, 9/24/16
- 126 at Northwestern, 10/22/16
- 109 at Ohio State, 10/6/18

#### **Whop Philyor, WR (2)**

- 148 Michigan State, 9/22/18
- 127 at Maryland, 10/28/17

#### **J-Shun Harris II, WR (1)**

- 104 at Ohio State, 10/6/18

### 10+ RECEPTION GAMES

#### **Whop Philyor, WR (1)**

- 13 at Maryland, 10/28/17
- 13 Michigan State, 9/22/18

#### **Luke Timian, WR (2)**

- 13 at Maryland, 10/28/17
- 10 Ohio State, 8/31/17

#### **Nick Westbrook, WR (1)**

- 10 at Northwestern, 10/22/16

### MULTI-TD RECEIVING GAMES

#### **Nick Westbrook, WR (2)**

- 2 Ball State, 9/10/16
- 2 Wake Forest, 9/24/16

#### **Donavan Hale, WR (1)**

- 2 at Florida International, 9/1/18

### 100-YARD RUSHING GAMES

#### **Morgan Ellison, RB (2)**

- 186 Georgia Southern, 9/23/17
- 149 Rutgers, 11/18/17

#### **Stevie Scott, RB (2)**

- 204 Virginia, 9/8/18
- 114 Ball State, 9/15/18

#### **Cole Gest, RB (1)**

- 104 Rutgers, 11/18/17

### MULTI-TD RUSHING GAMES

#### **Morgan Ellison, RB (2)**

- 2 Georgia Southern, 9/23/17
- 2 Rutgers, 11/18/17

#### **Stevie Scott, RB (1)**

- 2 Ball State, 9/15/18

### 300-YARD PASSING GAMES

#### **Peyton Ramsey, QB (2)**

- 322 at Ohio State, 10/6/18
- 321 Charleston Southern, 10/7/17



## DEFENSIVE LINE

- Co-defensive coordinator **Mark Hagen** presides over a unit that returned 10 letterwinners, including Syracuse graduate transfer **Keyton Samuels**, and added five true and a pair of redshirt freshmen.
- Fourteen defensive linemen have seen action this season, with six of the 14 recording at least one tackle for loss.
- In 2017, Indiana shared 11th nationally (T-4th in the Big Ten) with 3.0 sacks per game and sat 20th (3rd) with 7.3 TFLs.
- The previous year the Hoosiers were 31st in the country (5th in the Big Ten) with 2.5 sacks each outing and 20th (3rd) with 7.5 tackles for loss.
- IU was one of three Big Ten teams (Michigan and Penn State) to rank in the league's top five in sacks and TFLs per game in both 2016 and 2017.
- Five Hagen charges recorded five-plus tackles for loss in 2016 and 2017, while 10 registered a sack last year after nine carded one sack the previous season.
- Three linemen have been recognized by the conference over the last two seasons, including current Kansas City Chiefs **Robert McCray III** (2017).
- **Jerome Johnson** (2017) claimed a spot on the BTN.com All-Freshman team and picked up right where he left off in the 2018 opener with four stops, one sack and one forced fumble.
- In six games (3 starts), he is second on the line with 14 tackles to go along with the sack and takeaway.
- Johnson played in all 12 games in 2017 at tackle and netted 18 stops, 10 solo, with one sack and 3.5 stops for loss as a redshirt freshman.
- Senior tackle **Jacob Robinson** started the first three games of 2018 before he missed the next three with an injury, all 12 games in 2017 and seven at end and tackle in 2016. He has played in 39 total.
- Last season, Robinson shared first among Indiana defensive linemen in stops (26), was second in TFLs (7.0, 4th on the team) and third in sacks (4.0, 4th on the team).

- Junior **Allen Stallings IV** collected 25 tackles, 15 solo, three sacks (16 yards), 5.5 tackles for loss (26 yards), one forced fumble, one safety and two quarterback hurries one year ago.
- The Maywood, Ill., native forced the second fumble of his career in the 2018 Virginia win and added three solos, including two for loss.
- He picked up his first sack in the Rutgers win, and shares second on the team with four TFLs. Stallings also leads the D-line with 15 stops and 11 solos.
- The team's top pass-rusher from 2016, fifth-year senior end **Nile Sykes**, returned with a fumble recovery in the 2018 opener after he sustained a season-ending injury prior to 2017 fall camp.
- He notched his first sack since 2016 against No. 24 Michigan State and added No. 2 at No. 3 Ohio State last weekend, good for a share of the team lead.
- Sykes tallied 18 solos, five sacks (37 yards), seven tackles for loss (47 yards), one fumble recovery and two pass breakups in 2016.
- Stallings (Maywood, Ill./Oak Park and River Forest) and Sykes (Oak Park, Ill./Montini Catholic) are cousins.
- Redshirt junior **Gavin Everett** earned his first career start at Florida International and garnered four tackles, two for loss.
- Everett, who is fourth on IU with 3.5 tackles for loss in five starts at end, earned a scholarship during 2018 fall camp. The Center Grove, Ind., native joined the program in 2016 after he transferred from Western Illinois and was the first pick in the 2018 Cream & Crimson Spring Game Draft.
- Samuels, a tackle, graduated in May 2018 with a degree in psychology and is pursuing his master's degree in informatics.
- He made three stops, two solo, against the Cavaliers, which included his first career sack in the Cream & Crimson.
- With the Orange, he played in 34 games (24 starts) and recorded 44 tackles, 4.5 for loss, with one sack and one fumble recovery.

## CORNERBACKS

- **Rashard Fant** graduated and signed a free agent deal with the Chicago Bears, but the cupboard is hardly bare.
- A healthy rotation of redshirt junior **Andre Brown Jr.** (13 tackles, 1 TFL, 3 PBU), junior **A'Shon Riggins** (11 tackles, 1 PBU), sophomore **Raheem Layne** (18 tackles, 2 PBU) and true freshman **Jaylin Williams** (14 tackles, 1 sack, 1 PBU) have limited opponents to just 212.2 yards through the air, which ranks sixth in the Big Ten.
- Riggins has appeared in 22 games with 14 starts, including twice in 2018. He earned 2016 BTN.com All-Freshman team honorable mention after he played in 12 games with eight starts.
- In 2016, Riggins collected 37 tackles, 35 solo, with one sack, two TFLs, one interception (31 yards), nine pass breakups (2nd on team) and one forced fumble.
- The Hamilton, Ohio, native recorded all of his passes defended (10) in Big Ten play, which shared sixth in the league, and posted two multi-PBU games.
- Riggins made his first start of 2017 and tallied a career-high seven tackles to go along with two pass breakups in the Virginia win.
- He missed six games due to injury, and made 14 stops overall, nine solo, with five PBUs.
- Brown has started all six contests.
- He returned after a medical redshirt season and collected 33 tackles, including a career-high eight at Illinois, 22 solo, three for loss, one pass breakup and one takeaway in 11 games (10 starts) in 2017.
- The Decatur, Ga., native forced his first career fumble, which he recovered (2nd of his career) and raced 22 yards for his first career touchdown in the Georgia Southern win.
- Brown started eight times and appeared in nine games as a true freshman in 2015, where he made 35 stops, 27 solo, with one recovery and four PBUs.
- Layne, who has started four times this year, was named IU's Defensive Newcomer of the Year in 2017.
- As a true freshman, he posted 13 tackles in 12 games (1 start).
- Williams has appeared in all six games. He recorded his first sack and shared the team lead with five stops, four solo, in the win at Rutgers.
- Fant, IU's all-time leader with 58 passes defended and 53 pass breakups, appeared in 49 career games (36 starts) and made 132 tackles, 119 solo, five for loss (37 yards), five interceptions (68 yards), one pick-6 and three fumble recoveries.

## CAREER SUPERLATIVES

### MULTI-TD PASSING GAMES

- Peyton Ramsey, QB (7)**
- 3 at Maryland, 10/28/17
  - 3 at Florida International, 9/1/18
  - 3 at Ohio State, 10/6/18
  - 2 at Virginia, 9/9/17
  - 2 Charleston Southern, 10/7/17
  - 2 Virginia, 9/8/18
  - 2 Michigan State, 9/22/18

### 10+ TACKLE GAMES

- Marcelino Ball, DB (2)**
- 10 at Northwestern, 10/22/16
  - 10 Ohio State, 8/31/17

### Jonathan Crawford, DB (1)

- 11 at Virginia, 9/9/17

### MULTI-SACK GAMES

- Marcelino Ball, DB (1)**
- 2 Michigan State, 9/22/18

### Jacob Robinson, DL (1)

- 2 at Illinois, 11/11/17

### Nile Sykes, DL (1)

- 2 at Northwestern, 10/22/16

### MULTI-INT GAMES

- Jonathan Crawford, DB (2)**
- 2 Western Kentucky, 9/19/15
  - 2 Purdue, 11/26/16

### MULTI-FUMBLE RECOVERY GAMES

- Jonathan Crawford, DB (1)**
- 2 Ball State, 9/10/16

### MULTI-TAKEAWAY GAMES

- Jonathan Crawford, DB (5)**
- 3 Purdue, 11/26/16 (2 INT, 1 FR)
  - 2 Western Kentucky, 9/19/15 (2 INT)
  - 2 Ball State, 9/10/16 (2 FR)
  - 2 vs. Utah, 12/28/16 (FF, FR)
  - 2 at FIU, 9/1/18 (FF, INT)

### Marcelino Ball, DB (1)

- 2 Maryland, 10/29/16 (FR, INT)

### Andre Brown Jr., DB (1)

- 2 Georgia Southern, 9/23/17 (FF, FR)

### Cam Jones, DB (1)

- 2 Michigan State, 9/22/18 (FF, INT)



## OFFENSE

- **Mike DeBord** is in his second season as Indiana's offensive coordinator. He also serves as the Hoosiers associate head coach and tight ends coach.
- IU has eclipsed the 200-yard rushing mark in three of their six games after hitting that mark just twice a season ago.
- Eighteen players have either recorded a catch or a rush, and the offense ranks second in the Big Ten in completion percentage (.677, 17th nationally) and first downs (142, 20th) and tied for second in passing TDs (12, T-30th).
- Indiana has 11 10-plus play scoring drives (7 touchdowns, 4 field goals), which shares fifth nationally.
- The Hoosiers kicked off 2018 with 38 points and 465 total yards (252 passing, 213 rushing) at Florida International.
- IU surpassed 450 yards for the second time (255 rushing, 202 rushing) in the Ball State win and third time (288, 163) in the Rutgers victory.
- Indiana finished third in the conference (35th nationally) in passing offense (265.7), and sixth in scoring offense (26.8) and total offense (395.8) last campaign.
- Four Hoosiers earned All-Big Ten recognition, including returners **Wes Martin** (left guard) and **Luke Timian** (wide receiver).
- Three freshmen collected All-Freshman honors, quarterback **Peyton Ramsey**, running back **Morgan Ellison** and wide receiver **Whop Philyor**.

## OFFENSIVE LINE

- Indiana boasts 155 starts among eight linemen, including three with at least 25 - fifth-year senior left guard **Wes Martin** (37), junior left tackle **Coy Cronk** (31) and center and Miami (Fla.) graduate transfer **Nick Linder** (28).
- Senior right tackle **Brandon Knight** (20), redshirt junior center **Hunter Littlejohn** (16), redshirt junior guard **Simon Stepaniak** (14), redshirt sophomore guard **Mackenzie Nworah** (6) and fifth-year senior guard/tackle **Delroy Baker** (4) have all started games at IU.
- Cronk, Martin, Littlejohn, Stepaniak and Knight (from L-R) started the first four games together in 2018 before Linder made his first starts as a Hoosier over the last two weekends.
- Indiana has rushed for 200-plus yards and collected 450-plus yards three times, and has allowed just 10 sacks overall (6th in the Big Ten).
- In 2017, IU finished third in the Big Ten (35th nationally) in passing offense, and sixth in scoring offense and total offense despite using four different line combinations.
- Martin recorded the most pass blocking snaps (569) among guards nationally without allowing a sack en route to honorable mention All-Big Ten recognition.
- He has allowed just two sacks in 450 offensive snaps this year.
- The West Milton, Ohio, native, has started 31 straight games at right guard. Martin got engaged this offseason and is a William V. Campbell Trophy semifinalist.

- DeBord spent the 2015 and 2016 seasons as offensive coordinator at the University of Tennessee, where the Volunteers averaged 35.8 points per game.
- UT finished 2016 with a school record 63 total touchdowns and 473 total points. The Volunteers, one of four teams to end the year in the top half of the SEC in scoring, passing, rushing and total offense, ranked 24th nationally (2nd in the SEC) with 36.4 points per game and 35th in red zone offense (87.8 percent).
- He has 36-plus years of experience, including 16 bowl appearances, with stints as head coach at Central Michigan University (2000-03), offensive coordinator at the University of Michigan (1997-99, 2006-07), and assistant coach with the Chicago Bears (2010-12) and the Seattle Seahawks (2008-09).
- DeBord owns a 79-28 (.738) overall record, including a 47-22 (.681) conference mark, in his ninth year as an FBS offensive coordinator.
- Five starting quarterbacks DeBord has mentored as a coordinator - Tom Brady (Michigan), Joshua Dobbs (Tennessee), Brian Griese (Michigan), Chad Henne (Michigan) and Drew Henson (Michigan) - have reached the NFL.
- He has coached 53 overall players who have moved on to the NFL, including eight tight ends.
- DeBord served as Michigan's offensive coordinator from 1997-99 and again in 2006-07. In his first season as coordinator, the Wolverines won the national championship and DeBord was named Sporting News National Assistant Coach of the Year.

- He was named a team captain, earned the team's Outstanding Lineman award, garnered his third Academic All-Big Ten honor and his second CoSIDA Academic All-District 5 accolade in 2017.
- Recognized as the strongest Hoosier, Martin benches 525 pounds and owns a max of 425 pounds in the hang clean.
- Martin (2015) and Cronk (2016) each have secured freshman All-American honors. Cronk has started all 31 games since his arrival in Bloomington.
- Knight appeared in the final 10 games with eight starts last year, played in 11 games at tackle and tight end as a true freshman, and started six at right tackle and played in eight overall in 2016 before he suffered a season-ending injury.
- Littlejohn entered 2017 with just one appearance (2016) before he went on to start all 12 games.
- Linder did not play in 2017 after he played in 31 games with 22 starts at center and four at left guard from 2014-16 with the Hurricanes.
- His brother, Brandon, is the Jacksonville Jaguars starting center.
- Former Hoosiers tackle **Jason Spriggs** and guard **Dan Feeney** were day two selections in the 2016 and 2017 NFL Drafts, respectively.
- Spriggs went to the Packers with pick No. 48 in 2016 and Feeney was selected by the Chargers with pick No. 71 in 2017.
- The duo became the fifth and sixth first team All-American offensive linemen in program history.
- Feeney became the first offensive lineman and just the sixth player in program history to earn All-America status over back-to-back campaigns.

## THE START CHART

- Indiana returned 178 career starts from 17 players on offense and 132 career starts from 12 players on defense for a total of 310 career starts from 29 players.
- The offensive line is the team's most experienced unit with 155 career starts among eight players.
- On defense, the secondary is the most experienced unit with 112 career starts among seven different players.
- Across both lines, IU owns 226 career starts among 17 players.


	'15	'16	'17	'18	Total
<b>OFFENSE</b>					
Delroy Baker	-	-	4	-	4
Coy Cronk	-	13	12	6	31
Morgan Ellison	-	-	8	-	8
Ty Fryfogle	-	-	-	3	3
Chris Gajcak	-	-	1	-	1
Cole Gest	-	-	1	1	2
Donavan Hale	-	-	2	2	4
J-Shun Harris II	6 ('14)	-	1	2	9
Peyton Hendershot	-	-	-	6	6
Brandon Knight	-	6	8	6	20
Nick Linder#	5	13	8	2	28
Hunter Littlejohn	-	-	12	4	16
Mike Majette	-	-	3	-	3
Wes Martin	6	13	12	6	37
Mackenzie Nworah	-	-	6	-	6
Whop Philyor	-	-	-	3	3
Peyton Ramsey	-	-	4	6	10
Stevie Scott	-	-	-	5	5
Simon Stepaniak	-	2	6	6	14
Luke Timian	-	-	12	2	14
Ryan Watercutter	-	-	2	-	2
Nick Westbrook	-	12	-	6	18
#at Miami (Fla.), started 5 in 2014, 13 in 2015 and 8 in 2016.					

	'15	'16	'17	'18	Total
<b>DEFENSE</b>					
Marcelino Ball	-	12	3	5	20
Mike Barwick Jr.	-	-	1	-	1
Ja'merez Bowen	-	-	-	6	6
Andre Brown Jr.	8	-	9	6	23
Khalil Bryant	-	-	-	6	6
Jonathan Crawford	13	13	12	6	44
Gavin Everett	-	-	-	5	5
Bryant Fitzgerald	-	-	-	1	1
Jerome Johnson	-	-	-	3	3
Reakwon Jones	-	-	-	6	6
Raheem Layne	-	-	1	4	5
A'Shon Riggins	-	8	3	2	13
Jacob Robinson	-	7	12	3	22
Kayton Samuels*	12	5	7	-	24
Allen Stallings IV	-	-	1	4	5
Nile Sykes	-	1	-	3	4
Dameon Willis Jr.	-	1	2	6	9
Brandon Wilson	-	-	1	-	1
*at Syracuse					

## WIDE RECEIVERS

- **Luke Timian** (102, 1055, 4), **Nick Westbrook** (80, 1333, 9), **Whop Philyor** (51, 529, 4) and **Donavan Hale** (36, 515, 6) account for 263 receptions, 3,320 yards and 21 touchdowns.
- Each member of the quartet has reached 10 catches and 100 yards in 2018 along with fifth-year senior **J-Shun Harris II** (22, 206, 1) and sophomore **Ty Fryfogle** (17, 167).
- Harris has put up his numbers over the last three weeks with injuries to Timian (three games) and Philyor (two games). He caught three passes last year before he suffered his third ACL injury (2015, 2016).
- As a true freshman in 2014, Harris brought in 18 balls for 132 yards and two TDs.
- Harris, whose 7.0 receptions per game in league games rank third, leads the team in catches and is second in yardage after he set career marks with eight for 104, his first 100-yard game, at No. 3 Ohio State.
- After he posted four grabs for 62 yards in the win at Rutgers, Westbrook notched his fourth career 100-yard game with five for 109 yards and a 19-yard score.
- Westbrook paces the Hoosiers with 269 yards and is second with 20 catches and two touchdowns (tied).
- The 6-3, 215-pound redshirt junior sustained a season-ending ACL injury on the opening kickoff of the season-opening Ohio State game in 2017.
- Westbrook, a 2016 honorable mention All-Big Ten selection, was a preseason first team all-leaguer and Street & Smith's choice for best hands in the B1G.
- The Lake Mary, Fla., native entered 2017 as the lone Big Ten receiver on the Biletnikoff Award list and is one of three on the list this year.
- Westbrook caught 54 passes for an 18.4 average and six touchdowns in 2016.
- He came up five yards shy of becoming the seventh Hoosier to reach the 1,000-yard mark. Westbrook's 995 yards are seventh in Hoosiers history.
- Philyor has missed the last two games after he matched a career-high with 13 receptions for a career-best 148 yards with a career-long 65-yard score against No. 24 Michigan State.
- The sophomore eclipsed double-digit catches and 100 yards for the second time in his career.
- Philyor's 13 grabs are first in the Big Ten for a single game this season (T-5th nationally) and tied for the fourth-most in program history. He is the only IU pass-catcher with two games of 13-or-more receptions.

- A 5-11, 180-pounder, Philyor is third on Indiana with 18 catches and 194 yards in addition to the TD.
- He made 33 grabs (3rd on team) for 335 yards (4th) and three touchdowns (T-3rd) in 11 games as a true freshman last year.
- His receptions and TDs rank first, and yardage third on the Hoosiers true freshman single-season lists.
- The Tampa, Fla., native finished second among Big Ten true freshmen in catches, shared third in scores and was fifth in yardage.
- His parents began calling him Whop because of his love for Burger King's Whoppers.
- Hale started the first two games and played in the first three in 2017 before he suffered a season-ending knee injury. He caught seven passes for 116 yards and a 32-yard touchdown.
- The 6-4, 229-pound out of Largo, Fla., has returned with a bang in 2018 with 15 receptions for 179 yards (4th on team) and four TDs (1st), which share seventh in the Big Ten (T-49th nationally).
- Hale tallied his first career multi-score game (18, 2) and posted four grabs for a team-high 60 yards in the opening win at FIU.
- The redshirt junior arrived at IU as a quarterback in before moving to wideout. Hale and Indiana senior safety **Jonathan Crawford** are cousins.
- Timian, who has missed the last three games due to injury, has 13 catches for 138 yards.
- He caught five passes for 56 in the Ball State win and became the 22nd Hoosier to reach 100 receptions and 1,000 yards.
- A 2017 Burlsworth Trophy nominee and honorable mention All-Big Ten pick, Timian was second on the team with 68 grabs (3rd in B1G, T-39th nationally) for 589 yards (13th in B1G) to go along with two TDs.
- His 68 catches share 6th on IU's single-season list.
- Timian averaged 5.7 receptions (3rd in B1G, T-31st nationally) and 49.1 yards (12th in B1G) per game.
- The 6-0, 195-pound fifth-year senior posted two double-digit reception games, which sat second in the Big Ten and shared ninth among Power 5 wideouts.
- Timian set a career-high with 13 catches (T-4th in program history and T-2nd for a B1G receiver in 2017) for 91 yards and one touchdown at Maryland.
- The Southlake, Texas, native who is nicknamed 'Big Tex' earned a scholarship during 2017 fall camp.



## PLAYERS OF THE GAME

The Indiana coaching staff will select offensive, defensive, special teams and scout players of the game each week.

### Florida International

*O:* Hale *D:* Crawford *ST:* Justus  
*Scout:* Dellinger (O), Felton (O), Ivy (O), Slusher (D, ST)

### Virginia

*O:* Baker, Cronk, Knight, Linder, Littlejohn, Martin, Stepaniak *D:* R. Jones *ST:* Justus  
*Scout:* Barnes (O), Shayotovich (O), Norris (D), Strieter (D), Miller (ST)

### Ball State

*O:* Ramsey *D:* Crawford, R. Jones (2)  
*ST:* Harris II, Whitehead *Scout:* Fiacable (O), Pabst (O), Miller (D), Stamm (ST)

### Michigan State

*O:* Philyor *D:* Crawford (3) *ST:* Justus (3)  
*Scout:* Felton (O, 2), Rafferty (O), King (D), Slusher (D, 2), Strieter (ST)

### Rutgers

*O:* Fryfogle, Hale (2), Harris II, Westbrook  
*D:* Layne *ST:* Majette *Scout:* Pechac (O), Thomas (O), Daniels (D), McCabe (D), Berry (ST)

### Ohio State

*O:* Westbrook (2) *D:* Willis Jr. *ST:* James, Layne, Williams *Scout:* Altimari (O), Smith (O), Boyd (D), Miller (D, 2), Casey (ST)

## GAME CAPTAINS

**Tom Allen** will announce game captains each week and will recognize permanent captains upon the conclusion of the season.

### Florida International

Crawford, Martin, Robinson, Timian

### Virginia

Crawford, Martin, Robinson, Timian

### Ball State

Crawford, Martin, Robinson, Timian

### Michigan State

Crawford, Martin, Robinson, Timian, Archie Miller (honorary)

### Rutgers

Crawford, Martin, Robinson, Timian

### Ohio State

Crawford (6), Martin (6), Robinson (6), Timian (6)



## QUARTERBACKS

- Redshirt sophomore **Peyton Ramsey** was named the starter after competing for the job with true freshman **Michael Penix Jr.** during fall camp.
- In his six starts, Ramsey is 141-of-211 (66.8 percent) for 1,361 yards, 11 touchdowns and five interceptions.
- He has completed 67.5 percent in 5-of-6 games and has recorded multi-scores through the air five times, including a career-high three for the second time at No. 3 Ohio State last weekend.
- Ramsey added a career-high 322 yards, his second 300-yard game, against the Buckeyes.
- Overall, his completions (8th nationally), passing TDs (T-24th), 1,541 yards of total offense (30th), and passing yards (35th) all rank second in the Big Ten, while his completion percentage is fourth (22nd).
- On the ground, Ramsey has 179 yards, second on the team, on 61 rushes with two touchdowns.
- The 6-2, 210-pound right-hander owns a 5-5 record in his 10 career starts.
- At Rutgers, Ramsey totaled 339 yards with 288 passing on 27-of-40 (67.5) and one score, and 51 rushing on 10 attempts with one TD.
- Ramsey went 32-of-46 (69.6) for 272 yards and two touchdowns, including a career-long 65-yarder, against No. 24 Michigan State.
- His 32 completions matched a career-high and share eighth on the Indiana single-game chart.
- After starting 2-of-6 in the Ball State win, Ramsey concluded the first half 18-of-19. He played one series in the third, and he finished 20-of-27 (74.1) for 173 yards with 43 yards on six rushes (7.2) and the TD.
- In the season-opening victory at Florida International, he matched a career-high with three touchdowns, completed 20-of-27 for 156 yards and rushed for 36 yards.
- Ramsey followed that up in the Virginia win by tossing two TDs and completing 16-of-22 (72.7).
- He went 134-of-205 (65.4) for 1,252 yards, 10 scores and five INTs in nine games (4 starts) in 2017.

- His completion percentage was second in the Big Ten (T-13th nationally) and ranks first in program single-season history.
- The Cincinnati native rushed for 226 yards on 92 attempts with two touchdowns.
- He played for his father, Doug, at Elder High School, where he was the two-time Greater Catholic League South Player of the Year.
- Peyton is named after Peyton Manning, his older brother Montana "Tanner" is named after Joe Montana and his younger brother Drew is named after Drew Bledsoe.
- Penix enrolled in 2018 spring classes and participated in practice.
- In his debut at FIU, Penix led two scoring drives (10 points) and went 8-of-10 for 96 yards and one score.
- He is 12-of-15 from 125 yards and the touchdown in two games.
- Penix is the fifth IU true freshman quarterback to ever appear in a game.
- The 6-3, 206-pound southpaw threw for 61 TDs and just six interceptions in his two years as a starter (24 games) at Tampa Bay Technical High School.
- The team captain added 16 scores on the ground.
- En route to Hillsborough County Player of the Year honors, Penix passed for 2,165 yards with 30 TDs, five INTs and a 114.2 quarterback rating as a senior.
- He also rushed for 449 yards on 37 carries (12.1 average) with 10 touchdowns.
- Penix played center field on the baseball team, jumped 22 feet in the long jump and tallied a time of 22.8 in the 200-meter dash.
- **Nick Sheridan** is in his second season as Indiana's quarterbacks coach after three years as an offensive graduate assistant at the University of Tennessee.
- He was named one of the nation's top 30 coaches under 30 years of age by 247Sports in 2017.
- A quarterback at the University of Michigan (2006-09), Sheridan appeared in 12 games and made four starts. His father, Bill, is the linebackers coach at Boston College.



### HOOSIERS IN THE NFL

Eleven Hoosiers currently reside on NFL rosters: WR **Simmie Cobbs Jr.** (Redskins), RB **Tevin Coleman** (Falcons), LB **Chris Covington** (Cowboys), OL **Dan Feeney** (Chargers), RB **Jordan Howard** (Bears), WR **Cody Latimer** (Giants), DL **Robert McCray III** (Chiefs), OL **Rodger Saffold** (Rams), OL **Jason Spriggs** (Packers), QB **Nate Sudfeld** (Eagles) and TE **Ian Thomas** (Panthers).



### INSIDE IUFB WITH TOM ALLEN

Head coach **Tom Allen's** radio show, *Inside IU Football with Tom Allen*, is held Wednesday evenings at 7:05 p.m. EDT on the IU Radio Network. **Don Fischer**, who is in his 46th season as The Voice of the Hoosiers (2nd-longest active FBS radio p-b-p), hosts the show live from the Bloomington Holiday Inn.



**Peyton Ramsey**





## RUNNING BACKS

- **Mike Hart** is in his second season as IU's running backs coach and his first as assistant head coach.
- The University of Michigan's all-time rushing leader, Hart spent three years with the Indianapolis Colts before entering the coaching ranks in 2011.
- In his seven seasons as a coach (Syracuse, 2016; Western Michigan, 2014-15; Eastern Michigan, 2011-13), Hart has tutored three 1,000-yard rushers, two Mid-American Conference (MAC) Freshman of the Year and the 2014 MAC Offensive Player of the Year, Jarvion Franklin.
- Hart led the lone Power 5 freshman duo to rush for over 400 yards in 2017 - **Morgan Ellison** (704) and **Cole Gest** (428).
- Gest, who suffered a season-ending ACL injury in the 2018 opener, finished second on the team with 428 yards on 93 attempts (4.6 average) with one touchdown in 10 games as a redshirt freshman.
- With Gest's injury, in stepped true freshman **Stevie Scott**, who is second in the Big Ten in carries (107, 13th nationally) and fourth in yardage (528, 28th).
- Amongst true freshmen running backs, he is second in the nation in carries and is third in yardage.
- Overall, Scott has 528 yards on 107 rushes (4.9 average) with four touchdowns, one receiving. He has lost just 10 yards on the 107 attempts.
- With 64 yards at No. 3 Ohio State, including his third run of at least 40 yards (45), he became the seventh Indiana true freshman back to reach 500 yards in a season and currently ranks sixth.
- After leading the way with 70 yards on 20 rushes in the season-opening win at FIU, Scott had a breakout game in the Virginia victory en route to Big Ten co-Freshman of the Week honors.
- He became the 12th true freshman in program history to reach the 100-yard rushing mark, finishing with 204 yards on 31 carries (6.6 average) with his first career touchdown, a 40-yarder.
- The 204 yards are the second-most for a Hoosier true freshman back, three shy of Anthony Thompson's mark back in 1986.
- Scott became the first IU runner to reach 200 yards since Devine Redding - 227, 2015 Pinstripe Bowl.
- The 6-2, 236-pounder is the 15th player (32 times) in program history to reach the 200-yard mark.
- Scott made it two straight over the century mark and two straight B1G Freshman of the Week accolades with 114 yards on 18 carries (6.3) and his first career two-score game in the Ball State win.

- He became the fastest true freshman back in Hoosiers history to reach the century mark twice and the fourth to do so in consecutive weeks.
- The Syracuse, N.Y., native was a 2016 all-state and All-Central New York selection before he was limited to three games due to injury in 2017.
- Senior **Mike Majette** brings valuable experience to the group.
- Majette owns 400 rushing yards on 106 attempts (3.8) and has caught 34 passes for 260 yards with two touchdowns, including a 9-yarder in the season opener, in 31 games.
- Each of the Hoosiers last four featured running backs have reached the NFL - **Devine Redding** (Kansas City), **Jordan Howard** (Chicago), **Tevin Coleman** (Atlanta) and **Stephen Houston** (New England, Pittsburgh and Baltimore).



Stevie Scott

## TIGHT ENDS

- In addition to his play-calling duties, Mike DeBord oversees the Hoosiers tight ends.
- He served as tight ends coach for the Seattle Seahawks in 2009, when John Carlson set franchise records for receptions and receiving yardage by a tight end, and for the Chicago Bears from 2010-12.
- DeBord has coached eight tight ends who have moved on to the National Football League after **Ian Thomas** was selected with the first pick of the fourth round in the 2018 NFL Draft by Carolina.
- In just one season under DeBord's tutelage, Thomas became the highest drafted tight end in IU history.
- Thomas finished second among Big Ten tight ends with 15.0 yards per reception (4th nationally, 11th overall in the Big Ten), tied for third with five receiving

- touchdowns (T-12th nationally), and was fourth in receiving yardage (37.6) and catches per game (2.5).
- His TDs rank second and yardage seventh on Indiana's single-season tight ends lists.
- In the 2018 season opener at FIU, redshirt freshman **Peyton Hendershot** earned the start and carded a 3-yard score.
- Through six games, all starts, he has nine catches for 112 yards and two touchdowns (T-2nd on team), including a career-long 32-yarder at No. 3 Ohio State.
- The North Salem, Ind., native made two grabs for a career-best 47 yards, including a 25-yarder on fourth down to ice the win at Rutgers.
- True freshman **Matt Bjorson** has four receptions for 50 yards in six games.

## INDIANA'S RECORD WHEN...

Overall.....	4-2
Big Ten.....	1-2
Home.....	2-1
Road.....	2-1
September.....	4-1
October.....	0-1
November.....	0-0
Noon Start.....	2-0
3:30 p.m. Start.....	0-0
4 p.m. Start.....	0-1
7 p.m. Start.....	1-0
7:30 p.m. Start.....	1-1
8 p.m. Start.....	0-0
Scoring First.....	0-1
Opponents Score First.....	4-1
Scoring 30 Points or More.....	2-0
Scoring Fewer than 30 Points.....	2-2
Leading at the Half.....	4-0
Trailing at the Half.....	0-2
Tied at the Half.....	0-0
Leading after Three Quarters.....	4-0
Trailing after Three Quarters.....	0-2
Outrushing the Opponent.....	4-0
Outpassing the Opponent.....	4-2
Rushing 30 or More Times.....	4-1
Rushing 40 or More Times.....	4-0
Passing 30 or More Times.....	3-2
Passing 40 or More Times.....	1-2
Passing 50 or More Times.....	0-0
Leading in Time of Possession.....	3-0
Trailing in Time of Possession.....	1-2
Winning in Turnover Margin.....	1-2
Losing in Turnover Margin.....	1-0
Tied in Turnover Margin.....	2-0
With a 100-Yard Rusher.....	2-0
With a 150-Yard Rusher.....	1-0
With a 200-Yard Rusher.....	1-0
With a 300-Yard Passer.....	0-1
JWith a 100-Yard Receiver.....	0-2
With Two 100-Yard Receivers.....	0-1
With an Opposing 100-Yard Rusher.....	1-0
With an Opposing 300-Yard Passer.....	0-1
With an Opposing 100-Yard Receiver.....	0-1
Winning the Coin Toss.....	3-1
Losing the Coin Toss.....	1-1
Electing to Receive.....	0-0
Electing to Defer.....	3-1
Receiving the Ball First.....	0-1
Opponent Receiving Ball First.....	4-1
On BTN.....	3-1
On CBSSN.....	1-0
On FOX.....	0-1

## KICKERS/PUNTERS

- **Haydon Whitehead** is in his second season as Indiana's primary punter. He is a member of the Ray Guy Award Watch List for the second straight year.
- Whitehead kicked in his first American football game ever in the 2017 season opener against No. 2 Ohio State and enjoyed a strong debut campaign.
- The honorable mention All-Big Ten selection (coaches and media) averaged 40.7 yards on 85 punts.
- Whitehead landed 33 inside the 20-yard line (T-3rd nationally), 15 inside the 10 and four inside the 5.
- The Melbourne, Australia, native recorded five 50-plus yarders with a long of 56.
- Opponents only returned 25 punts for 124 yards (5.0 average) and Whitehead collected eight games with at least three punts placed inside the 20.
- In 2018, he is averaging 39.9 yards on 25 punts with seven inside the 20 and two 50-plus yarders.
- Whitehead, who punts left-footed but is able to kick right-footed if necessary, enrolled in 2017 spring classes and participated in practice.
- The 22-year old played Australian Rules Football for 15 years. He made his first trip to the United States when he took his official visit to IU in December 2016.
- Whitehead trained under Nathan Chapman and John Smith at Prokick Australia, a training ground for punters and kickers in Melbourne.
- Prokick has produced the past five Ray Guy winners (2013-16), including all three finalists in 2016 and two of the three in 2017, in addition to current Steelers punter Jordan Berry.

## RETURN SPECIALISTS

- Fifth-year senior **J-Shun Harris II**, a Phil Steele preseason second team All-American and first team All-Big Ten selection, has come back from his third ACL injury (right), which he suffered in game eight at Maryland last season, in a big way.
- In the Ball State win, Harris collected his third career punt return touchdown, an 86-yarder, which is tied for the seventh-longest in program history and is tied for the fourth-longest nationally this season, en route to his third career B1G Special Teams Player of the Week accolade.
- His third score (2nd nationally among active players), all coming in the last 13 games in which he has appeared, puts him tied atop Indiana's career lists with Tim Wilbur (1978-82) and in a share for eighth on the Big Ten career charts.
- Harris finished the game with 103 yards, his second career 100-plus yard contest, and he is seventh on the school's all-time list with 416 yards.
- His 13.8 return average is good for first in the Big Ten (12th nationally), while his 138 punt return yards are second (19th).
- Since the start of 2017, the Fishers, Ind., native is second nationally in punt returns for scores and is eighth in punt return yardage (404).
- He returned to action in 2017 after he tore his right ACL during 2015 summer workouts and his left ACL during 2016 preseason camp.
- Despite missing a quarter of the 2017 season, Harris earned honorable mention All-Big Ten from the coaches and media.

- Senior **Dan Godsil** is in his fourth season as the Hoosiers long snapper. He has served as the team's long snapper in all 44 games since his arrival.
- Phil Steele named the Ottawa, Ohio, native a preseason first team All-American.
- Two-time Big Ten Bakken-Andersen Kicker of the Year (2015, 2017) Griffin Oakes graduated after one of the most decorated career in IU history.
- Redshirt junior **Logan Justus** and true freshman **Charles Campbell** battled during fall camp for the starting position, ultimately won by Justus.
- A walk-on out of McCordsville, Ind., Justus is a left-footer who is 7-of-9 on the year and 18-of-19 on extra points.
- He made six straight three-pointers, with a career-best 41-yarder at Rutgers, before missing a 50-yarder at No. 3 Ohio State last weekend.
- Campbell was a 2017 Tennessee Mr. Football finalist (kicker), three-time district kicker of the year and two time all-state selection out of University School of Jackson.
- Redshirt sophomore **Jared Smolar** owns 19 touchbacks on 34 kickoffs with a 61.7 average,
- Smolar redshirted last year after he transferred from Rutgers University.
- The Valparaiso, Ind., native kicked in three games with the Scarlet Knights in 2016. He totaled 21 kickoffs with an average of 55.1 yards.

## ASSOCIATED PRESS TOP 25

Rk	Team	Record	Pts
1	Alabama(59)	6-0	1522
2	Georgia	6-0	1426
3	<b>Ohio State(1)</b>	<b>6-0</b>	<b>1420</b>
4	Clemson(1)	6-0	1331
5	Notre Dame	6-0	1315
6	West Virginia	5-0	1174
7	Washington	5-1	1098
8	<b>Penn State</b>	<b>4-1</b>	<b>1097</b>
9	Texas	5-1	956
10	UCF	5-0	917
11	Oklahoma	5-1	879
12	<b>Michigan</b>	<b>5-1</b>	<b>875</b>
13	LSU	5-1	794
14	Florida	5-1	719
15	Wisconsin	4-1	710
16	Miami	5-1	591
17	Oregon	4-1	505
18	Kentucky	5-1	485
19	Colorado	5-0	419
20	NC State	5-0	342
21	Auburn	4-2	335
22	Texas A&M	4-2	257
23	South Florida	5-0	144
24	Mississippi State	4-2	136
25	Cincinnati	6-0	114

**RV:** Iowa 87, Stanford 59, Washington State 46, San Diego State 24, TCU 20, Appalachian State 11, Utah State 9, Utah 5, South Carolina 2, Hawai'i 1

## AMWAY COACHES POLL

Rk	Team	Record	Pts
1	Alabama (61)	6-0	1597
2	Georgia	6-0	1496
3	Ohio State (1)	6-0	1476
4	Clemson (2)	6-0	1433
5	Notre Dame	6-0	1348
6	West Virginia	5-0	1249
7	Washington	5-1	1148
8	Penn State	5-1	1136
9	UCF	5-0	932
10	Wisconsin	5-1	916
11	Oklahoma	5-1	903
12	LSU	5-1	858
13	Michigan	5-1	846
14	Texas	5-1	833
15	Miami	5-1	657
16	Florida	5-1	633
17	Oregon	5-1	558
18	Colorado	5-0	513
19	NC State	5-0	413
20	Kentucky	5-1	381
21	Auburn	4-2	357
22	Texas A&M	4-2	205
23	South Florida	5-0	185
24	Stanford	4-2	156
25	Cincinnati	6-0	133

**RV:** Washington State 113, Iowa 89, Mississippi State 67, Appalachian State 38, TCU 33, San Diego State 25, Utah 12, Utah State 11, South Carolina 10, Duke 8, Troy 8, Syracuse 6, Hawai'i 6, Boise State 6, Virginia Tech 2, **Michigan State 1**, Army 1, UAB 1, Fresno State 1

**-IU 2018 Opponents in Bold**

FIU (3-2, 1-0 C-USA)		
Date	Opponent	Result
S.1	Indiana	L, 28-38
S.8	at Old Dominion*	W, 28-20
S.15	UMASS	W, 63-24
S.22	at Miami (Fla.)	L, 17-31
S.29	Arkansas Pine Bluff	W, 55-9
O.13	Middle Tennessee*	7:30 p.m.
O.20	Rice*	7:30 p.m.
O.27	at WKU*	7:30 p.m.
N.3	Florida Atlantic*	7:30 p.m.
N.10	at UTSA*	7 p.m.
N.17	at Charlotte*	2 p.m.
N.24	Marshall*	Noon
*-C-USA game		

VIRGINIA (3-2, 1-1 ACC)		
Date	Opponent	Result
S.1	Richmond	W, 42-13
S.8	at Indiana	L, 16-20
S.15	Ohio	W, 45-31
S.22	Louisville*	W, 27-3
S.29	at N.C. State*	L, 21-35
O.13	Miami*	7 p.m.
O.20	at Duke*	12:30 p.m.
O.27	North Carolina*	TBA
N.2	Pittsburgh*	7:30 p.m.
N.10	Liberty	TBA
N.17	at Georgia Tech*	TBA
N.24	at Virginia Tech*	TBA
*-ACC game		

BALL STATE (2-4, 1-1 MAC)		
Date	Opponent	Result
A.30	Central Connecticut State	W, 42-6
S.8	at Notre Dame	L, 16-24
S.15	at Indiana	L, 10-38
S.22	Western Kentucky	L, 20-28
S.29	Kent State*	W, 52-24
O.6	Northern Illinois*	L, 16-24
O.13	at Central Michigan*	3 p.m.
O.20	Eastern Michigan*	3 p.m.
O.25	at Ohio*	7 p.m.
O.31	at Toledo*	7:30 p.m.
N.13	Western Michigan*	6 p.m.
N.20	at Miami (Ohio)*	7 p.m.
*-MAC game		

MICHIGAN STATE (3-2, 1-1 BIG TEN)		
Date	Opponent	Result
A.31	Utah State	W, 38-31
S.8	at Arizona State	L, 13-16
<b>S.22 at Indiana</b>		<b>W, 35-21</b>
S.29	Central Michigan	W, 31-20
O.6	Northwestern	L, 19-29
<b>O.13 at Penn State</b>		<b>3:30 p.m.</b>
<b>O.20 Michigan</b>		<b>Noon</b>
O.27	Purdue	TBA
<b>N.3 at Maryland</b>		<b>TBA</b>
<b>N.10 Ohio State</b>		<b>TBA</b>
N.17	at Nebraska	TBA
<b>N.24 Rutgers</b>		<b>TBA</b>
<i>-East Division games in bold</i>		

RUTGERS (1-5, 0-3 BIG TEN)		
Date	Opponent	Result
S.1	Texas State	W, 35-7
<b>S.8 at Ohio State</b>		<b>L, 3-52</b>
S.15	at Kansas	L, 14-55
S.22	Buffalo	L, 13-42
<b>S.29 Indiana</b>		<b>L, 17-24</b>
O.6	Illinois	L, 17-38
<b>O.13 at Maryland</b>		<b>Noon</b>
O.20	Northwestern	Noon
N.3	at Wisconsin	TBA
<b>N.10 Michigan</b>		<b>TBA</b>
<b>N.17 Penn State</b>		<b>TBA</b>
<b>N.24 at Michigan State</b>		<b>TBA</b>
<i>-East Division games in bold</i>		

OHIO STATE (6-0, 3-0 BIG TEN)		
Date	Opponent	Result
S.1	Oregon State	W, 77-31
<b>S.8 Rutgers</b>		<b>W, 52-3</b>
S.15	vs. TCU	W, 40-28
S.22	Tulane	W, 49-6
<b>S.29 at Penn State</b>		<b>W, 27-26</b>
<b>O.6 Indiana</b>		<b>W, 49-26</b>
O.13	Minnesota	Noon
O.20	at Purdue	7:30 p.m.
N.3	Nebraska	TBA
<b>N.10 at Michigan State</b>		<b>TBA</b>
<b>N.17 at Maryland</b>		<b>TBA</b>
<b>N.24 Michigan</b>		<b>Noon</b>
<i>-East Division games in bold</i>		

IOWA (4-1, 1-1 BIG TEN)		
Date	Opponent	Result
S.1	NIU	W, 33-7
S.8	Iowa State	W, 13-3
S.15	Northern Iowa	W, 38-14
<b>S.22 Wisconsin</b>		<b>L, 17-28</b>
<b>O.6 at Minnesota</b>		<b>W, 48-31</b>
O.13	at Indiana	Noon
O.20	Maryland	Noon
O.27	at Penn State	TBA
<b>N.3 at Purdue</b>		<b>TBA</b>
<b>N.10 Northwestern</b>		<b>TBA</b>
<b>N.17 at Illinois</b>		<b>TBA</b>
<b>N.23 Nebraska</b>		<b>Noon</b>
<i>-West Division games in bold</i>		

PENN STATE (4-1, 1-1 BIG TEN)		
Date	Opponent	Result
S.1	Appalachian State	W, 45-38 (ot)
S.8	at Pittsburgh	W, 51-6
S.15	Kent State	W, 63-10
S.21	at Illinois	W, 63-24
<b>S.29 Ohio State</b>		<b>L, 26-27</b>
<b>O.13 Michigan State</b>		<b>3:30 p.m.</b>
<b>O.20 at Indiana</b>		<b>3:30 p.m.</b>
O.27	Iowa	TBA
<b>N.3 at Michigan</b>		<b>TBA</b>
N.10	Wisconsin	TBA
<b>N.17 at Rutgers</b>		<b>TBA</b>
<b>N.24 Maryland</b>		<b>TBA</b>
<i>-East Division games in bold</i>		

MINNESOTA (3-2, 0-2 BIG TEN)		
Date	Opponent	Result
A.30	New Mexico State	W, 48-10
S.8	Fresno State	W, 21-14
S.15	Miami (Ohio)	W, 26-3
S.22	at Maryland	L, 13-42
<b>O.6 Iowa</b>		<b>L, 31-48</b>
O.13	at Ohio State	Noon
<b>O.20 at Nebraska</b>		<b>3:30 p.m.</b>
O.26	Indiana	8 p.m.
<b>N.3 at Illinois</b>		<b>TBA</b>
<b>N.10 Purdue</b>		<b>TBA</b>
<b>N.17 Northwestern</b>		<b>TBA</b>
<b>N.24 at Wisconsin</b>		<b>TBA</b>
<i>-West Division games in bold</i>		

MARYLAND (3-2, 1-1 BIG TEN)		
Date	Opponent	Result
S.1	Texas	W, 34-29
S.8	at Bowling Green	W, 45-14
S.15	Temple	L, 14-35
S.22	Minnesota	W, 42-13
<b>O.6 at Michigan</b>		<b>L, 21-42</b>
<b>O.13 Rutgers</b>		<b>Noon</b>
O.20	at Iowa	Noon
O.27	Illinois	TBA
<b>N.3 Michigan State</b>		<b>TBA</b>
<b>N.10 at Indiana</b>		<b>TBA</b>
<b>N.17 Ohio State</b>		<b>TBA</b>
<b>N.24 at Penn State</b>		<b>TBA</b>
<i>-East Division games in bold</i>		

MICHIGAN (5-1, 3-0 BIG TEN)		
Date	Opponent	Result
S.1	at Notre Dame	L, 17-24
S.8	Western Michigan	W, 49-3
S.15	SMU	W, 45-20
S.22	Nebraska	W, 56-10
S.29	at Northwestern	W, 20-17
<b>O.6 Maryland</b>		<b>W, 42-21</b>
O.13	Wisconsin	7:30 p.m.
<b>O.20 at Michigan State</b>		<b>Noon</b>
<b>N.3 Penn State</b>		<b>TBA</b>
<b>N.10 at Rutgers</b>		<b>TBA</b>
<b>N.17 Indiana</b>		<b>TBA</b>
<b>N.24 at Ohio State</b>		<b>Noon</b>
<i>-East Division games in bold</i>		

PURDUE (2-3, 1-1 BIG TEN)		
Date	Opponent	Result
<b>A.30 Northwestern</b>		<b>L, 27-31</b>
S.8	Eastern Michigan	L, 19-20
S.15	Missouri	L, 37-40
S.22	Boston College	W, 30-13
<b>S.29 at Nebraska</b>		<b>W, 42-28</b>
<b>O.13 at Illinois</b>		<b>3:30 p.m.</b>
O.20	Ohio State	7:30 p.m.
O.27	at Michigan State	TBA
<b>N.3 Iowa</b>		<b>TBA</b>
<b>N.10 at Minnesota</b>		<b>TBA</b>
<b>N.17 Wisconsin</b>		<b>TBA</b>
N.24	at Indiana	TBA
<i>-West Division games in bold</i>		



## NCAA Statistics

### Indiana - 2018-19 Football Ranking Summary thru games 10/06/2018

Statistic	National Rank	Conference Rank	Value	National Leader	Value	Conference Leader	Value
3rd Down Conversion Pct (129 ranked)	41	6	0.429	NC State	0.609	Ohio St.	0.500
3rd Down Conversion Pct Defense (129 ranked)	56	9	0.361	Miami (FL)	0.198	Ohio St.	0.303
4th Down Conversion Pct (129 ranked)	54	6	0.571	Army West Point Marshall	0.889 0.889	Wisconsin	0.800
4th Down Conversion Pct Defense (127 ranked)	125	13	0.833	North Texas Texas A&M Iowa	0.000 0.000 0.000	Iowa	0.000
Blocked Kicks (36 ranked)	36	3	1	Toledo	5	Rutgers	3
Blocked Kicks Allowed (127 ranked)	96	13	2	64 teams tied	0	11 teams tied	0
Blocked Punts (8 ranked)	8	1	1	Toledo	4	6 teams tied	1
Blocked Punts Allowed (129 ranked)	1	1	0	94 teams tied	0	12 teams tied	0
Completion Percentage (129 ranked)	17	2	0.677	Colorado	0.748	Ohio St.	0.730
Defensive TDs (12 ranked)				Temple	5	Ohio St.	3
Fewest Penalties (129 ranked)	53	6	33	Northwestern	16	Northwestern	16
Fewest Penalties Per Game (129 ranked)	37	3	5.50	Georgia St.	3.17	Northwestern	3.20
Fewest Penalty Yards (129 ranked)	84	8	357	Navy	156	Northwestern	171
Fewest Penalty Yards Per Game (129 ranked)	70	6	59.50	Navy	31.20	Northwestern	34.20
First Downs Defense (129 ranked)	96	12	126	Southern Miss.	52	Minnesota	75
First Downs Offense (129 ranked)	20	2	142	Ohio St.	182	Ohio St.	182
Fumbles Lost (127 ranked)	61	9	4	Mississippi St. Louisiana UCF	0 0 0	Maryland Michigan Northwestern	1 1 1
Fumbles Recovered (115 ranked)	13	1	6	Florida	11	Indiana Ohio St.	6 6
Kickoff Return Defense (128 ranked)	57	7	20.36	New Mexico	14.29	Rutgers	14.80
Kickoff Returns (129 ranked)	104	13	18.17	Appalachian St.	37.60	Iowa	32.25
Net Punting (129 ranked)	81	11	36.60	Texas A&M	46.39	Ohio St.	43.75
Passes Had Intercepted (128 ranked)	73	8	5	Ga. Southern	0	Penn St. Illinois Wisconsin	2 2 2
Passes Intercepted (123 ranked)	20	3	7	North Texas	12	Illinois	10
Passing Offense (129 ranked)	57	6	247.7	Washington St.	413.7	Ohio St.	364.7
Passing Yards Allowed (129 ranked)	48	6	212.2	Michigan	134.0	Michigan	134.0
Passing Yards per Completion (129 ranked)	124	13	9.71	Army West Point	22.04	Penn St.	15.95
Punt Return Defense (129 ranked)	23	4	3.67	Arkansas St.	-3.25	Penn St.	0.80
Punt Returns (129 ranked)	27	2	13.80	Minnesota	32.00	Minnesota	32.00
Red Zone Defense (124 ranked)	95	8	0.889	Fresno St.	0.545	Penn St.	0.692
Red Zone Offense (129 ranked)	94	11	0.808	9 teams tied	1.000	Maryland Penn St.	1.000 1.000
Rushing Defense (129 ranked)	64	9	157.5	Michigan St.	33.8	Michigan St.	33.8
Rushing Offense (129 ranked)	79	9	163.5	Georgia Tech	373.0	Wisconsin	287.0
Sacks Allowed (129 ranked)	46	6	1.67	Houston	0.20	Iowa	1.00
Scoring Defense (129 ranked)	66	9	25.8	Mississippi St.	12.7	Michigan	15.8
Scoring Offense (128 ranked)	79	9	27.8	Alabama	56.0	Penn St.	49.6
Tackles for Loss Allowed (129 ranked)	38	6	5.17	UCF	2.60	Wisconsin	2.80
Team Passing Efficiency (129 ranked)	67	7	136.03	Alabama	239.50	Ohio St.	188.76
Team Passing Efficiency Defense (129 ranked)	62	8	129.70	Cincinnati	90.64	Michigan	98.55
Team Sacks (129 ranked)	78	9	1.83	Oklahoma St.	4.67	Ohio St.	3.67
Team Tackles for Loss (129 ranked)	64	6	6.0	Miami (FL)	12.0	Penn St.	8.8
Time of Possession (129 ranked)	61	9	30:22	Army West Point	40:13	Wisconsin	35:08
Total Defense (129 ranked)	60	9	369.7	Michigan	230.5	Michigan	230.5
Total Offense (129 ranked)	65		411.2	Texas Tech			
Turnover Margin (129 ranked)	28	4	0.67	Kansas	59.14	Ohio St.	56.50
Turnovers Gained (128 ranked)	7	1	13	Kansas	18	Indiana	13
Turnovers Lost (126 ranked)	77	10	9	Arizona St. Ga. Southern	2 2	Illinois Maryland	4 4
Winning Percentage (126 ranked)	37	6	0.667	11 teams tied	1.000	Ohio St.	1.000

Statistic	Player	National Rank	Conference Rank	Value	National Leader	Value	Conference Leader	Value
All Purpose (199 ranked)	Stevie Scott	99	11	94.00	Darrell Henderson, Memphis	203.83	Rondale Moore, Purdue	179.00
Blocked Kicks (1 ranked)					6 players tied	2		
Combined Kick Returns (198 ranked)	J. Harris II Reese Taylor	105 198	10 23	138 66	Michael Walker, Boston College	666	Ty Johnson, Maryland	325
Completion Percentage (122 ranked)	Peyton Ramsey	22	4	0.668	Tua Tagovailoa, Alabama	0.752	Dwayne Haskins, Ohio St.	0.717
Completions Per Game (100 ranked)	Peyton Ramsey	18	3	23.50	Gardner Minshew II, Washington St.	35.83	Dwayne Haskins, Ohio St.	23.67
Field Goal Percentage (98 ranked)	Logan Justus	40	5	0.778	9 players tied	1.000	Matt Coghlin, Michigan St.	1.000
Field Goals Per Game (127 ranked)	Logan Justus	43	7	1.17	Andre Szmyt, Syracuse	2.67	Spencer Evans, Purdue Chase McLaughlin, Illinois	1.80 1.80
Forced Fumbles (79 ranked)					Jachai Polite, Florida	0.67	A.J. Epenosa, Iowa	0.40
Fumbles Recovered (44 ranked)	Jonathan Crawford Bryant Fitzgerald Cam Jones Raekwon Jones Devon Matthews Nile Sykes	44 44 44 44 44 44	4 4 4 4 4 4	1 1 1 1 1 1	4 players tied	3	Nick Bosa, Ohio St. Chauncey Golston, Iowa Dre'Mont Jones, Ohio St.	2 2 2
Interceptions Per Game (113 ranked)	Cam Jones	113	19	0.2	Alvin Davis, Akron	1.0	Jartavius Martin, Illinois Del'Shawn Phillips, Illinois	0.6 0.6
Kickoff Return TDs (2 ranked)					Terrence Horne, South Fla.	2	Ambry Thomas, Michigan Ty Johnson, Maryland	1 1
Kickoff Returns (89 ranked)					Diontae Johnson, Toledo	34.3	Ty Johnson, Maryland	29.5
Passes Defended (58 ranked)					Dakari Monroe, San Jose St.	2.4	Dicaprio Bootle, Nebraska	2.0
Passing Efficiency (122 ranked)	Peyton Ramsey	73	7	133.5	Tua Tagovailoa, Alabama	258.4	Dwayne Haskins, Ohio St.	190.8
Passing TDs (120 ranked)	Peyton Ramsey	24	2	11	Dwayne Haskins, Ohio St.	25	Dwayne Haskins, Ohio St.	25
Passing Yards (130 ranked)	Peyton Ramsey	35	2	1,361	Gardner Minshew II, Washington St.	2,422	Dwayne Haskins, Ohio St.	1,919
Passing Yards Per Game (130 ranked)	Peyton Ramsey	54	7	226.8	Gardner Minshew II, Washington St.	403.7	Dwayne Haskins, Ohio St.	319.8
Passing Yards per Completion (122 ranked)	Peyton Ramsey	117	12	9.65	Tua Tagovailoa, Alabama	19.67	Trace McSorley, Penn St.	14.37
Points Responsible For (199 ranked)	Peyton Ramsey Logan Justus	31 191	3 20	80 39	Cole McDonald, Hawaii	160	Dwayne Haskins, Ohio St.	156
Points Responsible For Per Game (193 ranked)	Peyton Ramsey	43	3	13.3	D'Eriq King, Houston	30.4	Dwayne Haskins, Ohio St.	26.0
Punt Return TDs (2 ranked)	J. Harris II	2	1	1	Greg Dortch, Wake Forest	2	6 players tied	1
Punt Returns (69 ranked)	J. Harris II	12	1	13.8	Maurice Alexander, FIU	23.6	J. Harris II, Indiana	13.8
Punting (94 ranked)	Haydon Whitehead	71	9	39.9	Braden Mann, Texas A&M	54.9	Blake Hayes, Illinois	45.6
Receiving TDs (149 ranked)	Donovan Hale Peyton Hendershot Nick Westbrook	49 149 149	7 15 15	4 2 2	John Ursua, Hawaii	12	Parris Campbell, Ohio St.	7
Receiving Yards (200 ranked)	Nick Westbrook	163	18	269	Andy Isabella, Massachusetts	839	Parris Campbell, Ohio St.	501
Receiving Yards Per Game (200 ranked)					Laviska Shenault, Colorado	141.6	JD Spielman, Nebraska	92.2
Receptions Per Game (197 ranked)	J. Harris II	172	17	3.7	Laviska Shenault, Colorado	10.2	Rondale Moore, Purdue	8.2
Rush Yards Per Carry (161 ranked)	Stevie Scott Peyton Ramsey	80 151	11 18	4.93 2.95	Darrell Henderson, Memphis	11.82	Reggie Corbin, Illinois	7.86
Rushing TDs (138 ranked)	Stevie Scott	78	11	4	Devin Singletary, Fla. Atlantic	14	Jonathan Taylor, Wisconsin	8
Rushing Yards (200 ranked)	Stevie Scott	28	4	528	Darrell Henderson, Memphis	934	Jonathan Taylor, Wisconsin	849
Rushing Yards Per Game (200 ranked)	Stevie Scott	39	5	88.0	Jonathan Taylor, Wisconsin	169.8	Jonathan Taylor, Wisconsin	169.8
Sacks (100 ranked)					Nate Harvey, East Carolina	1.50	Carter Coughlin, Minnesota Anthony Nelson, Iowa	1.00 1.00
Scoring (200 ranked)	Logan Justus	133	15	6.5	Darrell Henderson, Memphis Devin Singletary, Fla. Atlantic	14.0 14.0	Jonathan Taylor, Wisconsin	9.6
Solo Tackles (48 ranked)					Joe Dineen Jr., Kansas	8.8	Tre Watson, Maryland	6.8
Tackles For Loss (50 ranked)					Nate Harvey, East Carolina	2.8	Chase Winovich, Michigan	1.8
Total Interceptions (98 ranked)	Khalil Bryant Jonathan Crawford Bryant Fitzgerald Isaac James Jamar Johnson Cam Jones Devon Matthews	98 98 98 98 98 98 98	13 13 13 13 13 13 13	1 1 1 1 1 1 1	Nate Brooks, North Texas Andre Cisco, Syracuse Alvin Davis, Akron	4 4 4	Jartavius Martin, Illinois Del'Shawn Phillips, Illinois	3 3
Total Offense (200 ranked)	Peyton Ramsey Stevie Scott	47 167	6 18	256.8 88.0	Gardner Minshew II, Washington St.	411.0	Dwayne Haskins, Ohio St.	327.0
Total Points Scored (149 ranked)	Logan Justus	87	9	39	Darrell Henderson, Memphis Devin Singletary, Fla. Atlantic	84 84	Quinn Nordin, Michigan	51
Total Tackles (491 ranked)	Jonathan Crawford Dameon Willis, Jr.	357 389	45 50	5.3 5.2	Bryton Barr, Massachusetts	13.0	Tre Watson, Maryland Blake Gallagher, Northwestern	9.8 9.8
Total Touchdowns (150 ranked)	Stevie Scott Donovan Hale	80 150	8 21	5 4	Darrell Henderson, Memphis Devin Singletary, Fla. Atlantic	14 14	Jonathan Taylor, Wisconsin	8
Yards per Pass Attempt (122 ranked)	Peyton Ramsey	101	11	6.45	Tua Tagovailoa, Alabama	14.80	Dwayne Haskins, Ohio St.	9.69
Yards per Reception (200 ranked)	Nick Westbrook	179	20	13.45	Frank Darby, Arizona St.	25.17	KJ Hamler, Penn St.	23.69

## OFFENSE

### LT

54 Coy Cronk, 6-5, 309, Jr./Jr.  
77 Caleb Jones, 6-8, 360, So./So.

### LG

76 Wes Martin, 6-3, 316, Sr./5th  
57 Harry Crider, 6-4, 306, So./So.

### C

50 Nick Linder, 6-3, 306, Gr./Gr.  
68 Hunter Littlejohn, 6-3, 304, Sr./Jr.

### RG

72 Simon Stepaniak, 6-4, 311, Sr./Jr.  
71 Delroy Baker, 6-6, 316, Sr./5th

### RT

62 Brandon Knight, 6-5, 307, Sr./Sr.  
52 DaVondre Love, 6-7, 300, Sr./Jr.

### WR

25 Luke Timian, 6-0, 195, Sr./5th  
22 Whop Philyor, 5-11, 180, So./So.  
5 J-Shun Harris II, 5-8, 172, Sr./5th

### WR

15 Nick Westbrook, 6-3, 215, Sr./Jr.  
6 Donavan Hale, 6-4, 229, Sr./Jr.

### WR

3 Ty Fryfogle, 6-2, 212, So./So.  
39 Chris Gajcak, 6-2, 201, Sr./Jr.

### QB

12 Peyton Ramsey, 6-2, 210, Jr./So.  
9 Michael Penix Jr., 6-3, 206, Fr./Fr.

### RB

21 Stevie Scott, 6-2, 236, Fr./Fr.  
24 Mike Majette, 5-11, 215, Sr./Sr.  
2 Reese Taylor, 5-11, 184, Fr./Fr.

### TE

86 Peyton Hendershot, 6-4, 245, So./Fr.  
83 Austin Dorris, 6-5, 252, Sr./Jr.  
89 Matt Bjorson, 6-3, 237, Fr./Fr.

## DEFENSE

### DE

69 Gavin Everett, 6-3, 262, Sr./Jr.  
92 Alfred Bryant, 6-2, 254, So./Fr.  
6 James Head Jr., 6-5, 248, Fr./Fr.

### DT

98 Jerome Johnson, 6-3, 295, Jr./So.  
95 Brandon Wilson, 6-3, 285, Sr./Jr.

### DT

54 Ja'merez Bowen, 6-4, 311, Sr./5th  
51 Mike Barwick Jr., 6-0, 307, Sr./5th  
52 Kayton Samuels, 6-0, 325, Gr./Gr.

### DE

35 Nile Sykes, 6-2, 252, Sr./5th  
99 Allen Stallings IV, 6-2, 247, Jr./Jr.

### LB

43 Dameon Willis Jr., 6-1, 225, Sr./5th  
44 Thomas Allen, 6-3, 236, So./Fr.  
47 Micah McFadden, 6-2, 227, Fr./Fr.

### LB

7 Reakwon Jones, 6-2, 235, Sr./Jr.  
45 T.D. Roof, 5-11, 224, So./So.

### CB

28 A'Shon Riggins, 6-0, 188, Jr./Jr.  
-or-  
17 Raheem Layne, 6-1, 195, So./So.

### HUSKY

42 Marcelino Ball, 6-2, 222, Jr./So.  
34 Cam Jones, 6-3, 219, Fr./Fr.  
16 Jamar Johnson, 6-1, 200, Fr./Fr.

### S

9 Jonathan Crawford, 6-2, 196, Sr./Sr.  
1 Juwan Burgess, 6-1, 191, So./Fr.

### S

29 Khalil Bryant, 5-10, 202, Jr./Jr.  
31 Bryant Fitzgerald, 6-0, 214, So./Fr.  
-or-  
27 Devon Matthews, 6-2, 206, Fr./Fr.

### CB

14 Andre Brown Jr., 6-0, 200, Sr./Jr.  
23 Jaylin Williams, 6-0, 179, Fr./Fr.

## SPECIAL TEAMS

### PK

82 Logan Justus, 5-11, 180, Sr./Jr.  
93 Charles Campbell, 5-9, 172, Fr./Fr.

### KO

90 Jared Smolar, 5-11, 209, Jr./So.  
82 Logan Justus, 5-11, 180, Sr./Jr.

### P

94 Haydon Whitehead, 6-2, 205, Sr./Jr.  
36 Drew Conrad, 6-2, 190, Jr./So.

### LS

97 Dan Godsil, 6-4, 233, Sr./Sr.  
88 Shaun Bonner, 6-3, 253, Jr./So.

### H

36 Drew Conrad, 6-2, 190, Jr./So.  
94 Haydon Whitehead, 6-2, 205, Sr./Jr.

### KR

2 Reese Taylor, 5-11, 184, Fr./Fr.  
24 Mike Majette, 5-11, 215, Sr./Sr.  
31 Bryant Fitzgerald, 6-0, 214, So./Fr.

### PR

5 J-Shun Harris II, 5-8, 172, Sr./5th  
25 Luke Timian, 6-0, 195, Sr./5th  
22 Whop Philyor, 5-11, 180, So./So.

## PRONUNCIATION GUIDE

Matt Bjorson ..... b-YOR-sun  
Ja'merez Bowen ..... JA-mirror-ez  
Khalil Bryant ..... CUH-leel  
Mike Fiacable ..... FEE-a-cable  
Ty Fryfogle ..... Fry-FOE-gull  
Chris Gajcak ..... GAY-jack  
Cole Gest ..... Guest  
Reakwon Jones ..... RAY-kwon  
Shamar Jones ..... shuh-mar  
Jordan Jusevitch ..... jus-a-vitch

Raheem Layne ..... ra-HEEM  
Ahrod Lloyd ..... Uh-rod  
Mike Majette ..... muh-JET  
Nick Marozas ..... ma-row-zis  
Devon Matthews ..... duh-von  
Mackenzie Nworah ..... WORE-a  
Kristian Pechac ..... Pay-check  
Michael Penix Jr. .... PEN-icks  
Whop Philyor ..... PHIL-yer  
Aidan Rafferty ..... A-den raf-ur-tee

Nick Ramacca ..... ruh-MAW-kuh  
Tramar Reece ..... TRAY-mar  
A'Shon Riggins ..... A-shON  
Kayton Samuels ..... Kay-tun  
Luke Shayotovich ..... Shay-odd-uh-vitch  
Jared Smolar ..... SMOW-lar  
Simon Stepaniak ..... Step-uh-nack  
Haydon Whitehead ..... Hayden  
Michael Ziemba ..... ZEE-emba





### PERSONAL

Birthdate: March 14, 1970  
 Hometown: New Castle, Ind.  
 Family: Wife - Tracy; Daughters - Hannah (21) & Brittney (17); Son - Thomas (19)  
 High School: New Castle  
 College: Maranatha Baptist University, '92; Indiana '02

### COACHING EXPERIENCE

#### Temple Heights H.S. (Fla.)

1992-94: Head Coach

#### Armwood H.S. (Fla.)

1995-96: Defensive Coordinator

#### Marion H.S. (Ind.)

1997: Defensive Coordinator

#### Ben Davis H.S. (Ind.)

1998-2003: Defensive Coordinator

2004-06: Head Coach

#### Wabash College (11-2)

2007: Special Teams Coordinator/  
 Secondary

#### Lambuth (20-5)

2008-09: Assistant Head Coach/  
 Defensive Coordinator/Linebackers

#### Drake (8-4)

2010: Defensive Coordinator/  
 Linebackers

#### Arkansas State (10-3)

2011: Assistant Head Coach

#### Mississippi (24-15)

2012-14: Linebackers/  
 Special Teams Coordinator

#### South Florida (8-5)

2015: Defensive Coordinator

#### Indiana (9-10)

2016: Associate Head Coach/  
 Defense

2016-: Head Coach

### BOWL EXPERIENCE

2012 GoDaddy.com.... Arkansas St.  
 2013 BBVA Compass... Mississippi  
 2013 Music City..... Mississippi  
 2014 Peach..... Mississippi  
 2015 Miami Beach.... South Florida  
 2016 Foster Farms..... Indiana

• Tom Allen was named Indiana University's 29th head football coach on Dec. 1, 2016. He made his head coaching debut in the 2016 Foster Farms Bowl.

• The New Castle, Ind., native joined the Hoosiers staff as associate head coach/defense on Jan. 15, 2016, and has continued to oversee the defense as head coach.

• Allen's defenses have reached heights not seen in a generation in Bloomington. Over his first two seasons, Indiana was the most improved team nationally in total defense (-169.4 ypg) and passing defense (-134.1 ypg), the sixth-most improved in third down defense (-12.2 percent) and the ninth-most improved in points per game allowed (-12.3 ypg).

• IU finished ninth nationally in third down defense (29.9 percent - best program mark since 1992; 3rd in the Big Ten), 17th in passing defense (179.7 ypg - best program mark since 1995; 4th in the Big Ten) and 26th in total defense (340.1 ypg - best program mark since 1995) last year.

• A school record 13 Hoosiers earned 2017 All-B1G honors, including six defenders, which matched 2016's program mark. Eleven Indiana players were drafted or invited to NFL camps and five participated in the NFL Combine, both school records.

• Tight end Ian Thomas (4th round, Carolina) and linebacker Chris Covington (6th round, Dallas) were selected in the 2018 NFL Draft.

• Wide receiver Simmie Cobbs Jr., kicker Griffin Oakes and linebacker Tegray Scales collected first team all-league accolades. Oakes was named the Bakken-Andersen Kicker of the Year.

• IU ranked in the top six in the Big Ten in both total offense (6th) and total defense (6th) for the first time since 1991.

• Engineered one of the top defensive turnarounds in the country in 2016. The Hoosiers improved in every major statistical category against a schedule featuring four top 10 opponents, a program first.

• Indiana held its opponents to 380.1 total yards, down 129.4 yards from 2015, the largest improvement in the country, limited its foes to 94.1 fewer passing yards, also first nationally, 10.4 fewer points, which ranked fourth nationally, and gave up 25 fewer touchdowns than in 2015.

• A nominee for the 2016 Broyles Award, Allen led the program's first All-American at linebacker since 1987, Scales, who earned SI.com second team honors.

• Allen has strong ties to the Hoosier state as he served as head coach at Ben Davis High School (2004-06), defensive coordinator at Ben Davis (1998-03) and Marion High School (1997), and earned his master's degree from IU (2002).

• Over the last 23-plus seasons, the teams for which Allen has been a member of the coaching staff have posted a combined record of 231-78 (.748).

• A 26-year coaching veteran, Allen was the defensive coordinator at the University of South Florida in 2015.

• South Florida posted an 8-5 record and earned a trip to the Miami Beach Bowl. Allen mentored three all-conference selections and the American Athletic Conference's top scoring defense (19.6 ppg in league play).

• In his lone season in Tampa, USF tied for 13th nationally in tackles for loss (7.5 per game), tied for 14th in interceptions (17), tied for 24th in takeaways (25), tied for 26th in sacks (2.62 per game), 31st in rushing defense (141.4 ypg), 34th in passing efficiency defense (118.76) and 35th in scoring defense (22.9 ppg).

• Spent the 2012-14 campaigns as linebackers coach and special teams coordinator at Ole Miss, where he coached All-SEC linebackers Serderius Bryant and Denzel Nkemdiche.

• The Rebels closed out 2014 with a 9-3 record and ranked No. 9 after they met No. 6 TCU in the Chick-fil-A Peach Bowl. Ole Miss spent nine weeks in the Associated Press top 10 with a high-water mark of No. 3.

• In 2014, the Rebels led the nation in scoring defense (13.8 ppg) and allowed a national low 18 touchdowns.

• Ole Miss topped the SEC in five categories and ranked in the top 20 nationally in 11, including 10th in red zone defense, 11th in tackles for loss (7.5 per game), 12th in takeaways (28), 13th in total defense (321.2 ypg) and 13th in defensive touchdowns scored (4).

• Nkemdiche earned 2012 Freshman All-America honors and second team AP All-SEC after leading the Rebels in tackles (82), TFLs (13.0), forced fumbles (4) and interceptions (3).

• As assistant head coach at Arkansas State (2011), the Red Wolves led the Sun Belt Conference and ranked in the top 25 nationally in total defense (331.46 ypg) and scoring defense (20.77 ppg). ASU also finished eighth nationally in tackles for loss (7.62 per game) and 15th in sacks (2.69 per game).

• Arkansas State went 10-2 overall and 8-0 in the Sun Belt. Allen coached first team all-conference selection Demario Davis and second team pick Nathan Herrold. Davis was selected in the third round of the 2012 NFL Draft by the Jets.

• Prior to ASU, Allen served as the defensive coordinator and linebackers coach at Drake University (2010). The Bulldogs allowed just 330 yards per game while ranking No. 6 nationally in the FCS in rush defense (94.2 ypg), No. 8 in sacks (33), No. 17 in tackles for loss (81) and No. 25 in scoring defense (20.4 ppg).

• At NAIA Lambuth University (2008-09), Allen was the assistant head coach, defensive coordinator and linebackers coach, and he was a part of two Mid-South Conference championships and the school's first undefeated regular season (11-0) in 2009. That defense ranked No. 4 nationally in scoring defense, No. 7 in pass defense and sacks, No. 9 in total defense and No. 12 in third down conversions.

• First collegiate coaching stop was at Wabash College, where as secondary coach and special teams coordinator the team won the NCAC championship and advanced to the quarterfinals of the NCAA Division II playoffs. Three defensive backs were named to the All-NCAC team.

• Prior to Marion H.S., Allen was defensive coordinator at Armwood High School (1995-96) and head coach at Temple Heights High School (1992-94) in Florida.

• Allen earned his bachelor's degree from Maranatha Baptist University (Wis.) in 1992. Tom and his wife, Tracy, have three children, Hannah (21), Thomas (19) and Brittney (17). Thomas is a redshirt freshman linebacker with the Hoosiers.

## EXPERIENCE & SUCCESS

Indiana head coach **Tom Allen's** staff has 176 combined years of college coaching experience, an average of 16.0 years per coach. In total, the group has coached in 65 bowl games, including 12 BCS/New Year's Six bowls.



### MIKE DEBORD (PB)

Associate Head Coach/OC/TE  
2nd Year at Indiana

- Carries a 79-28 (.738) record, 47-22 (.681) in conference, in eight years as an FBS offensive coordinator. DeBord owns 36 years of experience, with stints as head coach at Central Michigan (2000-03), offensive coordinator at

Michigan (1997-99, 2006-07), and assistant coach with the Bears (2010-12) and the Seahawks (2008-09).



### MARK HAGEN (F)

Co-Defensive Coordinator/DL  
3rd Year at Indiana

- Worked at IU in 2011 and 2012 before he moved on to Texas A&M, where he spent three seasons (2013-15). A Carmel, Ind., native, Hagen was a four-year letterwinner (1987, 89-91), two-time second team All-Big Ten

selection, three-time Academic All-Big Ten winner and a captain at linebacker for the Hoosiers.



### MIKE HART (F)

Assistant HC/RB  
2nd Year at Indiana

- The University of Michigan's all-time rushing leader, Hart spent three years with the Indianapolis Colts before entering the coaching ranks in 2011. In his seven years as a coach, Hart has tutored three 1,000-yard rushers, two Mid-

American Conference (MAC) Freshman of the Year and the 2014 MAC Offensive Player of the Year.



### GRANT HEARD (F)

Passing Game Coordinator/WR  
2nd Year at Indiana

- Completed his fifth season as the wide receivers coach at Ole Miss in 2016 and has worked with Tom Allen at Ole Miss, Arkansas State and Lambuth. Mentored 2015 Biletnikoff Award finalist Laquan Treadwell, the program's

first Biletnikoff finalist. He caught 82 passes (2nd in SEC) for an SEC-leading 1,153 yards and 11 TDs.



### DARREN HILLER (F)

Run Game Coordinator/OL  
2nd Year at Indiana

- A 24-year coaching veteran, Hiller spent 2016 as co-offensive coordinator, run game coordinator and offensive line coach at the University of South Florida. Hiller has coached 18 players who went on to the NFL, including tackle

Kofi Amichia, a sixth round selection by the Green Bay Packers in the 2017 NFL Draft.



### WILLIAM INGE (F)

Special Teams Coordinator  
6th Year at Indiana

- Enters his first year as special teams coordinator after five as linebackers coach, where he mentored 2018 NFLers Chris Covington and Teyay Scales. He has 17 years of experience, with stints as linebackers coach at Cincinnati and San Diego State. Inge was named one of the B1G's top 10



### BRANDON SHELBY (F)

Cornerbacks  
8th Year at Indiana

- Rashard Fant (2014-17), a 2018 free agent signing of the Chicago Bears, closed his career as the program's all-time leader in both passes defended (58) and pass breakups (53). Three times in Shelby's eight seasons a Hoosier

has paced the Big Ten in passes defended and PBUs (2013, 2015, 2016).



### NICK SHERIDAN (PB)

Quarterbacks  
2nd Year at Indiana

- In his first campaign, IU finished third in the Big Ten and 35th nationally in passing offense (265.7) last year. He was named one of the nation's top 30 coaches under 30 years of age by 247Sports. A quarterback at the

University of Michigan, Sheridan appeared in 12 career games and made four starts.



### KASEY TEEGARDIN (PB)

Safeties

1st Year at Indiana

- Named safeties coach on March 2, 2018. Teegardin spent the previous four seasons with the Hoosiers, three as a defensive graduate assistant (2014-16) and one as director of on-campus recruiting (2017). He worked as

special teams coordinator and linebackers coach at Valparaiso University (2012-13).



### KANE WOMMACK (F)

Linebackers

1st Year at Indiana

- Served as the University of South Alabama's defensive coordinator and linebackers coach the last two seasons. Worked with Tom Allen as an Ole Miss graduate assistant in 2012-13 when Allen was linebackers

coach under long-time defensive coordinator Dave Wommack, Kane's father.

(F) = Field, (PB) = Press Box

## INDIANA QUICK FACTS

### University Facts

Location: Bloomington, Ind.

Population: 84,465

Founded: 1820

Joined Big Ten: 1899

First Year of Big Ten Football: 1900

Enrollment: 48,514

Nickname: Hoosiers

Colors: Cream and Crimson

Marching Band: Marching Hundred

President: Michael A. McRobbie

Director of Athletics: Fred Glass

Senior Woman Administrator: Mattie White

Faculty Representative: Dr. Kurt Zorn

Ticket Office Phone: 866-IUSPORTS

Website: IUHoosiers.com

Twitter: @IndianaFootball, @CoachAllenIU

Facebook: /IndianaFootball

Instagram: /IndianaFootball

### Head Coach

Head Coach: Tom Allen

(Maranatha Baptist '92; Indiana '02)

Record at Indiana (Years): 9-10 (Second Year)\*

Career Record (Years): 9-10 (Second Year)\*

\*Coached in the 2016 Foster Farms Bowl

### Coaching Staff

Mike DeBord - Associate Head Coach/OC/TE

Mark Hagen - Co-Defensive Coordinator/DL

Mike Hart - Assistant Head Coach/RB

Grant Heard - Passing Game Coordinator/WR

Darren Hiller - Run Game Coordinator/OL

William Inge - Special Teams Coordinator

Brandon Shelby - CB

Nick Sheridan - QB

Kasey Teegardin - S

Kane Wommack - LB

### Media Relations

Football Contact: Jeff Keag

Office Phone: 812-855-6209

Cell Phone: 812-219-2925

Email: jkeag@indiana.edu

Secondary Contact: Greg Kincaid

Office Phone: 812-855-4770

Cell Phone: 786-972-1299

Email: grkincai@indiana.edu

Fax: 812-855-9401

Press Box Phone: 812-855-2754

### Team Information

Offensive Formation: Multiple

Defensive Formation: Multiple

Starters Returning/Lost: 16/11

Letterwinners Returning/Lost: 52/30

Offense: 29/8

Defense: 20/20

Special Teams: 3/2

2017 Overall Record: 5-7

2017 Big Ten Record/Finish: 2-7/T-6th (East)

### Stadium Information

Name: Memorial Stadium (FieldTurf)

Capacity: 52,656

Largest Crowd/Year: 56,223 vs. Purdue, 1969

# NUMERICAL ROSTER

No.	Name	Pos.	Ht.	Wt.	Cl./Elg.	Hometown/Last School
1	Burgess, Juwan	DB	6-1	191	So./Fr.	Tampa, Fla./Plant
2	Taylor, Reese	ATH	5-11	184	Fr./Fr.	Indianapolis, Ind./Ben Davis
3	Fryfogle, Ty*	WR	6-2	212	So./So.	Lucedale, Miss./George County
4	Ellison, Morgan*	RB	6-1	232	So./So.	Pickerington, Ohio/Pickerington Central
5	Harris II, J-Shun**	WR/RS	5-8	172	Sr./5th	Fishers, Ind./Fishers
6	Hale, Donovan***	WR	6-4	229	Sr./Jr.	Largo, Fla./Largo
6	Head Jr., James	DL	6-5	248	Fr./Fr.	Miami, Fla./Southridge
7	Jones, Reakwon**	LB	6-2	235	Sr./Jr.	Lynn Haven, Fla./A. Crawford Mosley
7	Fiacable, Mike*	QB	6-1	208	Sr./Jr.	Fort Wayne, Ind./Bishop Dwenger
8	Miller, James	LB	6-2	231	Fr./Fr.	Brandon, Fla./Armwood
8	Pabst, Johnny	QB	6-1	211	So./Fr.	Lincolnwood, Ill./Niles West
9	Crawford, Jonathan***	DB	6-2	196	Sr./Sr.	Largo, Fla./Largo
9	Penix Jr., Michael	QB	6-3	206	Fr./Fr.	Tampa, Fla./Tampa Bay Tech
12	Ramsey, Peyton*	QB	6-2	210	Jr./So.	Cincinnati, Ohio/Elder
13	James, Isaac**	DB	5-11	197	Sr./Jr.	Carmel, Ind./Carmel
14	Brown Jr., Andre***	DB	6-0	200	Sr./Jr.	Decatur, Ga./Columbia
15	Westbrook, Nick***	WR	6-3	215	Sr./Jr.	Lake Mary, Fla./Lake Mary
16	Johnson, Jamar	DB	6-1	200	Fr./Fr.	Sarasota, Fla./Riverview
16	Felton, David	WR	6-2	221	So./Fr.	Evansville, Ind./Harrison
17	Layne, Raheem*	DB	6-1	195	So./So.	Deland, Fla./Sebastian River
17	Berry, Justin*	WR	6-0	202	Jr./So.	Charleston, S.C./West Ashley
18	King, Jonathan	DL	6-3	270	Fr./Fr.	Tampa, Fla./Tampa Tech
19	Pierre, Noah	DB	5-11	173	Fr./Fr.	Hialeah, Fla./Champagnat Catholic
19	Shayotovich, Luke	WR	5-8	171	Fr./Fr.	Avon, Ind./Avon
20	Gest, Cole**	RB	5-8	194	Jr./So.	Lyndhurst, Ohio/St. Edward
20	Daniels, Joseph	DB	5-8	202	Fr./Fr.	Johns Creek, Ga./Chattahoochee
21	Scott, Stevie	RB	6-2	236	Fr./Fr.	Syracuse, N.Y./Christian Brothers
22	Philyor, Whop*	WR	5-11	180	So./So.	Tampa, Fla./Plant
23	Williams, Jaylin	DB	6-0	179	Fr./Fr.	Memphis, Tenn./Germantown
23	Walker Jr., Ronnie	RB	5-11	206	Fr./Fr.	Hopewell, Va./Hopewell
24	Majette, Mike***	RB	5-11	215	Sr./Sr.	Woodbridge, Va./Woodbridge Senior
24	Strieter, Owen	DB	6-1	192	So./Fr.	LaPorte, Ind./LaPorte
25	Timian, Luke***	WR	6-0	195	Sr./5th	Southlake, Texas/Oklahoma State Univer.
26	Nelson, Craig	RB	5-10	191	So./Fr.	Miami, Fla./Booker T. Washington
27	Matthews, Devon	DB	6-2	206	Fr./Fr.	Jacksonville, Fla./Ribault
28	Riggins, A'Shon**	DB	6-0	188	Jr./Jr.	Hamilton, Ohio/Hamilton
28	Pechac, Kristian	RB	5-11	210	Fr./Fr.	Bloomington, Ind./Bloomington South
29	Bryant, Khalil**	DB	5-10	202	Jr./Jr.	Jacksonville, Fla./First Coast
30	Jusevitch, Jordan	DB	6-1	206	Fr./Fr.	Lowell, Ind./Lowell
30	Ellis, Bradley	WR	6-2	189	Fr./Fr.	Collierville, Tenn./Briarcrest Christian
31	Fitzgerald, Bryant	DB	6-0	214	So./Fr.	Indianapolis, Ind./Avon
33	Brookins, Ricky***	RB	5-8	188	Sr./5th	Terre Haute, Ind./Terre Haute North
33	Peterson, Jordan	DB	5-11	183	Jr./So.	Avon, Ind./Saint Joseph's College
34	Jones, Cam	LB	6-3	219	Fr./Fr.	Memphis, Tenn./Saint Benedict at Auburndale
35	Sykes, Nile**	DL	6-2	252	Sr./5th	Oak Park, Ill./Montini Catholic
35	Moran, Jack	WR	6-2	185	So./Fr.	Northfield, Ill./Loyola Academy
36	Conrad, Drew*	P	6-2	190	Jr./So.	Greenwood, Ind./Center Grove
37	Lloyd, Ahrod	RB	5-11	193	So./Fr.	Indianapolis, Ind./Park Tudor
38	Thomas, Connor*	RB	5-8	189	Jr./So.	Clarksville, Tenn./Clarksville Academy
38	Boyd, Jeremy	DB	5-9	182	So./Fr.	Indianapolis, Ind./Ben Davis
39	Gajcak, Chris**	WR	6-2	201	Sr./Jr.	Lisle, Ill./Naperville North
41	Burnam, Mo	LB	6-2	228	So./Fr.	Conyers, Ga./Salem
42	Ball, Marcelino**	DB	6-0	222	Jr./So.	Roswell, Ga./Roswell
43	Willis Jr., Dameon***	LB	6-1	225	Sr./5th	Cleveland, Ohio/Saint Ignatius
44	Allen, Thomas	LB	6-3	236	So./Fr.	Tampa, Fla./Plant
45	Roof, T.D.	LB	5-11	224	So./So.	Buford, Ga./Georgia Tech
46	Casey, Aaron	LB	6-2	227	Fr./Fr.	Douglasville, Ga./Alexander
46	Slusher, Samuel	LB	6-0	190	So./Fr.	Greensburg, Ind./Greensburg
47	McFadden, Micah	LB	6-2	227	Fr./Fr.	Tampa, Fla./Plant
49	Norris, Madison	DL	6-5	207	Fr./Fr.	Indianapolis, Ind./Hamilton Southeastern
50	Linder, Nick	OL	6-3	306	Gr./Gr.	Fort Lauderdale, Fla./Univ. of Miami
50	Brown, Joshua**	DL	6-0	265	Sr./Jr.	Hillsborough, N.J./Hillsborough
51	Barwick Jr., Mike**	DL	6-0	307	Sr./5th	Cincinnati, Ohio/Summit Country Day
51	Nworah, Mackenzie*	OL	6-4	300	Jr./So.	Houston, Texas/Manvel
52	Samuels, Kayton	DL	6-0	325	Gr./Gr.	Ellenwood, Ga./Syracuse Univ.
52	Love, DaVondre**	OL	6-7	300	Sr./Jr.	St. Louis, Mo./Affton

# ALPHABETICAL ROSTER

44	Allen, Thomas	LB
65	Altamari, Dominic	OL
71	Baker, Delroy***	OL
42	Ball, Marcelino**	DB
51	Barwick Jr., Mike**	DL
78	Beery, Britt	OL
17	Berry, Justin*	WR
89	Bjorson, Matt	TE
88	Bonner, Shaun*	TE
54	Bowen, Ja'merez**	DL
38	Boyd, Jeremy	DB
33	Brookins, Ricky***	RB
14	Brown Jr., Andre***	DB
50	Brown, Joshua**	DL
92	Bryant, Alfred	DL
29	Bryant, Khalil**	DB
1	Burgess, Juwan	DB
41	Burnam, Mo	LB
93	Campbell, Charles	K
87	Cardillo, Jack	K
46	Casey, Aaron	LB
36	Conrad, Drew*	P
9	Crawford, Jonathan***	DB
57	Crider, Harry*	OL
54	Cronk, Coy**	OL
20	Daniels, Joseph	DB
70	Dellinger, Zenden	OL
83	Dorris, Austin**	TE
30	Ellis, Bradley	WR
4	Ellison, Morgan*	RB
69	Everett, Gavin*	DL
16	Felton, David	WR
7	Fiacable, Mike*	QB
31	Fitzgerald, Bryant	DB
3	Fryfogle, Ty*	WR
39	Gajcak, Chris**	WR
20	Gest, Cole**	RB
97	Godsil, Dan***	LS
75	Greene, Tommy	OL
6	Hale, Donovan***	WR
5	Harris II, J-Shun**	WR/RS
6	Head Jr., James	DL
86	Hendershot, Peyton*	TE
82	Hewitt, Jacobly	WR
89	Hiltunen, Elijah	K
84	Ivy, TJ	TE
13	James, Isaac**	DB
16	Johnson, Jamar	DB
98	Johnson, Jerome*	DL
77	Jones, Caleb	OL
34	Jones, Cam	LB
7	Jones, Reakwon**	LB
96	Jones, Shamar	DL
30	Jusevitch, Jordan	DB
82	Justus, Logan	K
18	King, Jonathan	DL
62	Knight, Brandon***	OL
17	Layne, Raheem*	DB
60	Limbach, Jacob	LS
50	Linder, Nick	OL
68	Littlejohn, Hunter**	OL
37	Lloyd, Ahrod	RB
52	Love, DaVondre**	OL
24	Majette, Mike***	RB
74	Marozas, Nick	OL
80	Marshall, Miles	WR
76	Martin, Wes***	OL



No.	Name	Pos.	Ht.	Wt.	Cl./Elg.	Hometown/Last School
53	Stamm, Andrew	LB	6-2	217	Jr./So.	Connersville, Ind./Connersville
54	Cronk, Coy**	OL	6-5	309	Jr./Jr.	Lafayette, Ind./Central Catholic
54	Bowen, Ja'merez**	DL	6-4	311	Sr./5th	Cleveland, Ohio/Univ. of Cincinnati
55	McGinnis, Michael*	LB	6-2	237	Sr./5th	Allentown, N.J./ASA (N.Y.) College
57	Crider, Harry*	OL	6-4	306	So./So.	Columbus, Ind./Columbus East
58	Ostrowski, Jake	DL	6-4	239	So./Fr.	Fort Wayne, Ind./Ball State Univ.
59	McCabe, Gavin	DL	6-4	261	Fr./Fr.	Oak Lawn, Ill./Marist
60	Limbach, Jacob	LS	6-1	216	Jr./So.	Greenwood, Ind./Univ. of Indianapolis
61	Ramacca, Nick*	OL	6-2	285	Sr./Jr.	Bohemia, N.Y./Connetquot
62	Knight, Brandon***	OL	6-5	307	Sr./Sr.	Noblesville, Ind./Noblesville
64	Smith, Ryan	OL	6-5	282	So./Fr.	Loveland, Ohio/Moeller
65	Altamari, Dominic	OL	6-4	323	So./Fr.	Cincinnati, Ohio/St. Xavier
66	Rafferty, Aidan	OL	6-6	280	Fr./Fr.	Kensington, Md./Gonzaga College
68	Littlejohn, Hunter**	OL	6-3	304	Sr./Jr.	Powell, Ohio/Olentangy Liberty
69	Everett, Gavin*	DL	6-3	262	Sr./Jr.	Center Grove, Ind./Western Illinois Univ.
70	Dellinger, Zenden	OL	6-7	325	So./Fr.	Fort Wayne, Ind./Western Michigan Univ.
71	Baker, Delroy***	OL	6-6	316	Sr./5th	Ocala, Fla./Admiral Farragut Academy
72	Stepaniak, Simon**	OL	6-4	311	Sr./Jr.	Hamilton, Ohio/Ross
74	Marozas, Nick	OL	6-5	265	Fr./Fr.	Chicago, Ill./Brother Rice
75	Greene, Tommy	OL	6-2	258	Fr./Fr.	Chicago, Ill./Marist
76	Martin, Wes***	OL	6-3	316	Sr./5th	West Milton, Ohio/Milton-Union
77	Jones, Caleb	OL	6-8	360	So./Fr.	Indianapolis, Ind./Lawrence North
78	Beery, Britt	OL	6-6	301	So./Fr.	Carmel, Ind./Carmel
79	O'Connor, Charlie	OL	6-2	296	Fr./Fr.	Western Springs, Ill./Lyons Township
80	Marshall, Miles	WR	6-4	210	Fr./Fr.	Lilburn, Ga./Parkview
82	Justus, Logan	K	5-11	180	Sr./Jr.	McCordsville, Ind./Mt. Vernon
82	Hewitt, Jacobly	WR	6-1	200	Fr./Fr.	Cordova, Tenn./Cordova
83	Dorris, Austin**	TE	6-5	252	Sr./Jr.	Shadyside, Ohio/Shadyside
84	Ivy, TJ	TE	6-5	247	Fr./Fr.	Chicago, Ill./Marist
85	Watercutter, Ryan**	TE	6-2	231	Sr./5th	Fort Wayne, Ind./Bishop Dwenger
86	Hendershot, Peyton*	TE	6-4	245	So./Fr.	North Salem, Ind./Tri-West
87	Ziemba, Michael*	DL	6-3	264	So./So.	Lake Mary, Fla./Lake Mary
87	Cardillo, Jack	K	6-1	174	So./Fr.	Evergreen, Colo./Evergreen
88	Bonner, Shaun*	TE	6-3	253	Jr./So.	Moultrie, Ga./Colquitt County
89	Bjorson, Matt	TE	6-3	237	Fr./Fr.	Hinsdale, Ill./Hinsdale Central
89	Hiltunen, Elijah	K	6-4	175	So./Fr.	Indianapolis, Ind./North Central
90	Smolar, Jared	K	5-11	209	Jr./So.	Valparaiso, Ind./Rutgers Univ.
90	Schneider, Connor	DL	6-2	233	So./Fr.	Elkhart, Ind./Northern Illinois Univer.
91	Robinson, Jacob***	DL	6-4	295	Sr./Sr.	Westfield, Ind./Westfield
92	Bryant, Alfred	DL	6-2	254	So./Fr.	Fresno, Texas/Manvel
93	Campbell, Charles	K	5-9	172	Fr./Fr.	Jackson, Tenn./University School of Jackson
93	Minor Jr., LeShaun*	DL	6-3	310	So./So.	Indianapolis, Ind./Ben Davis
94	Whitehead, Haydon*	P	6-2	205	Sr./Jr.	Melbourne, Australia/McKinnon Secondary
95	Wilson, Brandon**	DL	6-3	285	Sr./Jr.	Winter Garden, Fla./West Orange
96	Jones, Shamar	DL	6-1	274	Fr./Fr.	Johnstown, Pa./Greater Johnstown
97	Godsil, Dan***	LS	6-4	233	Sr./Sr.	Ottawa, Ohio/Ottawa-Glandorf
97	Reece, Tramar	DL	6-4	252	So./Fr.	Clearwater, Fla./Clearwater
98	Johnson, Jerome*	DL	6-3	295	Jr./So.	Bassfield, Miss./Bassfield
99	Stallings IV, Allen**	DL	6-2	247	Jr./Jr.	Maywood, Ill./Oak Park and River Forest
99	Snyder, Nathanael	K	6-1	190	Jr./So.	Greenwood, Ind./Center Grove

\* - indicates number of varsity letters earned at Indiana

No.	Name	Pos.
27	Matthews, Devon	DB
59	McCabe, Gavin	DL
47	McFadden, Micah	LB
55	McGinnis, Michael*	LB
8	Miller, James	LB
93	Minor Jr., LeShaun*	DL
35	Moran, Jack	WR
26	Nelson, Craig	RB
49	Norris, Madison	DL
51	Nworah, Mackenzie*	OL
79	O'Connor, Charlie	OL
58	Ostrowski, Jake	DL
8	Pabst, Johnny	QB
28	Pechac, Kristian	RB
9	Penix Jr., Michael	QB
33	Peterson, Jordan	DB
22	Philyor, Whop*	WR
19	Pierre, Noah	DB
66	Rafferty, Aidan	OL
61	Ramacca, Nick*	OL
12	Ramsey, Peyton*	QB
97	Reece, Tramar	DL
28	Riggins, A'Shon**	DB
91	Robinson, Jacob***	DL
45	Roof, T.D.	LB
52	Samuels, Kayton	DL
90	Schneider, Connor	DL
21	Scott, Stevie	RB
19	Shayotovitch, Luke	WR
46	Slusher, Samuel	LB
64	Smith, Ryan	OL
90	Smolar, Jared	K
99	Snyder, Nathanael	K
99	Stallings IV, Allen**	DL
53	Stamm, Andrew	LB
72	Stepaniak, Simon**	OL
24	Strieter, Owen	DB
35	Sykes, Nile**	DL
2	Taylor, Reese	ATH
38	Thomas, Connor*	RB
25	Timian, Luke***	WR
23	Walker Jr., Ronnie	RB
85	Watercutter, Ryan**	TE
15	Westbrook, Nick***	WR
94	Whitehead, Haydon*	P
23	Williams, Jaylin	DB
43	Willis Jr., Dameon***	LB
95	Wilson, Brandon**	DL
87	Ziemba, Michael*	DL

\* - indicates number of varsity letters earned at Indiana

## COACHING STAFF

Tom Allen - Head Coach  
Mike DeBord - Associate Head Coach/OC/TE  
Mark Hagen - Co-Defensive Coordinator/DL  
Mike Hart - Assistant Head Coach/RB  
Grant Heard - Passing Game Coordinator/WR  
Darren Hiller - Run Game Coordinator/OL  
William Inge - Special Teams Coordinator  
Brandon Shelby - CB  
Nick Sheridan - QB  
Kasey Teegardin - S  
Kane Wommack - LB

Indiana University's football program receives some of the most extensive media coverage in the country. Learfield Communications holds the exclusive rights as IU's official radio outlet.

Headquartered in Jefferson City, Mo., Learfield Communications oversees the multimedia rights and sponsorship initiatives for nearly 130 collegiate partners throughout the country.

For 46 years, Learfield has excelled in administering the multimedia rights for a host of reputable colleges and universities. It provides exclusive sports programming to close to 1,200 radio stations throughout the country. Learfield's strategic affiliation with Team Services, LLC, also affords its partners a distinct advantage in the areas of venue consulting, naming rights and market research.



### DON FISCHER

This marks the 46th year that Don Fischer has been the radio play-by-play "voice" of Indiana University football and men's basketball games. He shares the fourth-longest football radio tenure in the nation. The past 32 years, Fischer has worked as an

independent contractor and is currently serving the Indiana University Radio Network owned by Learfield Communications out of Jefferson City, Mo.

In addition to broadcasting the games, Fischer hosts the weekly coaches radio talk shows for both the football and men's basketball programs. Fischer also offers stations a weekly talk show about IU football and basketball that airs in several markets around the state during the school year.

Fischer does freelance sportscasting, which included handling for 23 years the pre-season television play-by-play for the NFL's Indianapolis Colts (1995-2017).

During his 45 years with IU, Fischer has been named Indiana Sportscaster of the Year 29 times by two different organizations. The National Sportscasters and Sportswriters Association has awarded him 25 times, while the Indiana Sportswriters and Sportscasters Association has named him its honoree four times.

He received the inaugural Woody Durham College Voice Award from the National Sports Media

Association, the University of North Carolina and Learfield Sports in June of 2018.

In October of 2010, Fischer was one of eight inductees into the Indiana Broadcast Pioneers Richard M. Fairbanks Hall of Fame. The Indiana Sportswriters and Sportscasters Association (ISSA) inducted Fischer into the ISSA Hall of Fame in 2004.

He has won several awards for best play-by-play performance, and he has been honored by IU with the J.W. Bill Orwig Medal, that goes to non-alumni for distinguished service to the University.

Fischer also has been named an Honorary "I" Man. In addition, the City of Indianapolis, and the State of Indiana have each honored Fischer with a special "Recognition Day" for his service and abilities as the play-by-play broadcaster for IU.

He has broadcast over 1,900 Indiana University games - a total that includes 10 bowl games, four NCAA basketball championship games and two N.I.T. championship games.

From 1973 through 1987, he worked for ABC Radio, Canada's CBC and several additional major market radio stations, including WIRE in Indianapolis, as their source for reports during the month of May coverage of the Indianapolis 500. During that period, Fischer also served WIRE and Network Indiana, a statewide news network, as their sports director.

A native of Rochelle, Ill., Fischer has been in the radio business for 52 years with stops in Butte, Mont.; Ottawa, Ill.; Springfield, Ill.; and Terre Haute, Ind. Fischer has four sons and 12 grandchildren. Don and his wife, Susy, reside in Greenwood, Ind.



### BUCK SUHR

Buck Suhr rejoined the Indiana University Football Radio Network as color commentator in 2010. Suhr, who served in the same capacity from 1997-2001, reunited with the Voice of the Hoosiers, Don Fischer, and Joe Smith (pre-game, post-game and halftime).

Suhr was a member of the Hoosier football program for 18 years as a running backs coach and administrator. He spent 12 seasons (1984-95) as running backs coach under IU's all-time winningest coach, Bill Mallory. After his stint as a coach, where he tutored All-America selections Anthony Thompson

and Vaughn Dunbar, Suhr was named administrative assistant to the head coach and athletic director from 1996-2001.

As running backs coach, Suhr helped direct one of the nation's most productive rushing attacks. From 1984-95, the Hoosiers had three different 1,000-yard rushers who topped that mark on six separate occasions. In 1988, the IU offense rushed for a then-school record 2,963 yards.

During his tenure, Suhr coached Thompson, the 1989 Heisman Trophy runner-up, along with Dunbar and Alex Smith, the 1994 UPI National Freshman of the Year.

Suhr and his wife, Jane, are the parents Errek and the deceased Jenny Suhr. Errek played in 74 games and earned four letters as a guard for the IU men's basketball program from 2004-07. They have four grandchildren: Addy, Hayden, Taylor and Mack.



### JOE SMITH

Joe Smith is in his 35th year with the IU Radio Network. He has handled pre-game, halftime, and post-game duties for Indiana football and men's basketball since 1983. Smith, the sports director of WGCL-AM 1370 in Bloomington, is in his

49th year of radio broadcasting in Bloomington. He began his broadcasting career in 1969 at WAIK Radio in Galesburg, Ill. From 1973-89, Smith worked on "RFD-4 Agri-Business Show" on WTTV-4 with the late Bob Cook. In 1998, Smith was named Indiana Sportscaster of the Year and in April 2003, he was inducted into the Indiana Sportswriters/Sportscasters Hall of Fame. Smith handled the IU TV Warmup Shows from 1978-82 and hosted several IU Coaches Shows from 1983-96 and again from 2002-04.

In June 2004, Smith received the J.W. Bill Orwig Medal that goes to non-alumni for distinguished service to the University.

Smith has two children, both of whom are Indiana University graduates. Jeff, currently resides in Brownsburg, Ind., with his wife, Kristen, and their sons, Jayden, Kaleb and Logan. Joe's daughter, Jamie, and her husband, Eric, currently reside in Bloomington with their son, Ethan and two daughters, Emerson and Carolina.

## RADIO AFFILIATES

Batesville - 103.9 WRBI-FM  
Bedford - 105.5 WQRK-FM  
Bloomington - 105.1 WHCC-FM  
Boonville - 1540 WBNL-AM  
Columbus - 102.9 WXCH-FM  
Evansville - 1400 WEOA-AM  
Evansville - 98.5 WEOA-FM  
Fort Wayne - 1250 WGL-AM  
Fort Wayne - 102.9 WGL-FM  
French Lick - 100.1 WFLQ-FM

Indianapolis - 1070 WFNI-AM  
Indianapolis - 107.5 WFNI-FM  
Indianapolis - 93.1 WIBC-FM  
Internet - Sidearm Sports  
Jasper - 104.7 WITZ-FM  
Jeffersonville - 1450 WXVW-AM  
Kendallville - 1140 WAWK-AM  
Kendallville - 95.5 WAWK-FM  
Kokomo - 1350 WIOU-AM  
Ligonier - 102.7 WLEG-FM

Linton - 93.3 WQTY-FM  
Loogootee - 94.5 WRZR-FM  
Louisville - 1450 WXVW-AM  
Madison - 1270 WXGO-AM  
Madison - 96.7 WORX-FM  
Marion - 1400 WBAT-AM  
Michigan City - 95.9 WEFM-FM  
Mount Vernon - 106.7 WYFX-FM  
Richmond - 95.3 WHON-AM  
Salem - 1220 WSLM-AM

Salem - 97.9 WSLM-FM  
Satellite Radio - Sirius XM  
Seymour - 92.7 WXXU-FM  
South Bend - 103.1 WHME-FM  
Tell City - 1230 WTCJ-AM  
Tell City - 91.5 WTCJ-FM  
Terre Haute - 105.5 WZJKI-FM  
Vincennes - 92.1 WZDM-FM

**\* Affiliates Subject To Change**

## #2 REESE TAYLOR

Carries	4, vs. Virginia, 9/8/18
Rushing Yards	40, at FIU, 9/1/18
Longest Rush	32, at FIU, 9/1/18
Receptions	4, at Rutgers, 9/29/18
Receiving Yards	21, vs. Ball State, 9/15/18
Long Reception	13, vs. Michigan State, 9/22/18
Kick Returns	3, vs. Ball State, 9/15/18
Kick Return Yards	66, vs. Ball State, 9/15/18
Long Kick Return	28, vs. Ball State, 9/15/18
All-Purpose Yards	83, vs. Ball State, 9/15/18

## #3 TY FRYFOGLE

Receptions	5 (2x), last at Rutgers, 9/29/18
Receiving Yards	70, at Rutgers, 9/29/18
Long Reception	25, at Rutgers, 9/29/18

## #4 MORGAN ELLISON

Carries	25, vs. GS, 9/23/17
Rushing Yards	186, vs. GS, 9/23/17
Longest Rush	45, vs. Rutgers, 11/18/17
Rushing TDs	2 (2x), last vs. Rutgers, 11/18/17
Receptions	2 (2x), last at Illinois, 11/11/17
Receiving Yards	30, at Illinois, 11/11/17
Long Reception	18, at Illinois, 11/11/17
All-Purpose Yards	194, vs. GS, 9/23/17

## #5 J-SHUN HARRIS II

Receptions	8, at Ohio State, 10/6/18
Receiving Yards	104, at Ohio State, 10/6/18
Long Reception	33, at Mizzou, 9/20/14
Receiving TDs	1 (3x), last at Rutgers, 9/29/18
Punt Returns	5, at Virginia, 9/9/17
Punt Return Yards	109, at Virginia, 9/9/17
Long Punt Return	86, vs. Ball State, 9/15/18
Punt Return TDs	1 (3x), last vs. Ball State, 9/15/18
All-Purpose Yards	112, at Ohio State, 10/6/18

## #6 DONAVAN HALE

Receptions	5, vs. Ohio State, 8/31/17
Receiving Yards	67, vs. Ohio State, 8/31/17
Long Reception	49, vs. Wake Forest, 9/24/16
Receiving TDs	2, at FIU, 9/1/18
Kick Returns	3, vs. Purdue, 11/26/16
Punt Return Yards	40, vs. Purdue, 11/26/16
Long Punt Return	19, vs. Purdue, 11/26/16

## #7 MIKE FIACABLE

Pass Attempts	1, vs. Georgia Southern, 9/23/17
Carries	2, vs. Ball State, 9/15/18
Rushing Yards	17, vs. Ball State, 9/15/18
Longest Rush	18, vs. Ball State, 9/15/18

## #9 MICHAEL PENIX JR.

Completions	8, at FIU, 9/1/18
Pass Attempts	10, at FIU, 9/1/18
Passing Yards	96, at FIU, 9/1/18
Longest Completion	34, at FIU, 9/1/18
Passing TDs	1, at FIU, 9/1/18
Carries	3, vs. Ball State, 9/15/18
Rushing Yards	13, vs. Ball State, 9/15/18
Longest Rush	12, vs. Ball State, 9/15/18

## #12 PEYTON RAMSEY

Completions	32 (2x), vs. Michigan State, 9/22/18
Pass Attempts	49, at Ohio State, 10/6/18
Passing Yards	322, at Ohio State, 10/6/18
Longest Completion	65, vs. Michigan State, 9/22/18
Passing TDs	3 (3x), last at Ohio State, 10/6/18
Carries	18, vs. Michigan State, 9/22/18
Rushing Yards	54, vs. CSU, 10/7/17
Longest Rush	26, at Virginia, 9/9/17
Rushing TDs	1 (4x), last at Rutgers, 9/29/18

## #15 NICK WESTBROOK

Receptions	10, at Northwestern, 10/22/16
Receiving Yards	133, vs. Ball State, 9/10/16
Long Reception	79, vs. Ball State, 9/10/16
Receiving TDs	2 (2x), vs. Wake Forest, 9/24/16
Carries	1, at Northwestern, 10/22/16
Rushing Yards	3, at Northwestern, 10/22/16
Longest Rush	3, at Northwestern, 10/22/16
Rushing TDs	1, at Northwestern, 10/22/16

## #20 COLE GEST

Carries	23, vs. Rutgers, 11/18/17
Rushing Yards	104, vs. Rutgers, 11/18/17
Longest Rush	42, vs. GS, 9/23/17
Rushing TDs	1, vs. Rutgers, 11/18/17
Receptions	3, at Illinois, 11/11/17
Receiving Yards	28, at Maryland, 10/28/17
Receiving TDs	1, at Maryland, 10/28/17
Long Reception	23, at Maryland, 10/28/17
Kick Returns	3, vs. Ball State, 9/10/16
Kick Return Yards	68, vs. Ball State, 9/10/16
Long Kick Return	24 (2x), last vs. WF, 9/24/16
All-Purpose Yards	113, vs. Rutgers, 11/18/17

## #21 STEVIE SCOTT

Carries	31, vs. Virginia, 9/8/18
Rushing Yards	204, vs. Virginia, 9/8/18
Longest Rush	45, at Ohio State, 10/6/18
Rushing TDs	2, vs. Ball State, 9/15/18
Receptions	3, vs. Ball State, 9/15/18
Receiving Yards	12, vs. Ball State, 9/15/18
Long Reception	5, vs. Ball State, 9/15/18
All-Purpose Yards	204, vs. Virginia, 9/15/18

## #22 WHOP PHILYOR

Receptions	13 (2x), last vs. Michigan State, 9/22/18
Receiving Yards	127, at Maryland, 10/28/17
Long Reception	65, vs. Michigan State, 9/22/18
Receiving TDs	1 (4x), last vs. Michigan State, 9/22/18
Carries	3, at Penn State, 10/14/17
Rushing Yards	29, vs. Ball State, 9/15/18
Longest Rush	29, vs. Ball State, 9/15/18

## #23 RONNIE WALKER JR.

Carries	9, vs. Ball State, 9/15/18
Rushing Yards	41, vs. Ball State, 9/15/18
Longest Rush	19, at Rutgers, 9/29/18
Rushing TDs	1, vs. Ball State, 9/15/18

## #24 MIKE MAJETTE

Carries	12, at Virginia, 9/9/17
Rushing Yards	83, vs. Rutgers, 10/7/15
Longest Rush	48, vs. Ball State, 9/10/16
Receptions	5, vs. Michigan, 10/14/17
Receiving Yards	54, at FIU, 9/1/16
Long Reception	28, at FIU, 9/1/16
Receiving TDs	1 (2x), last at FIU, 9/1/18
All-Purpose Yards	116, vs. Rutgers, 10/7/15

## #26 CRAIG NELSON

Carries	2, vs. Ball State, 9/15/18
Rushing Yards	5, vs. Ball State, 9/15/18
Longest Rush	3, vs. Ball State, 9/10/16

## #25 LUKE TIMIAN

Receptions	13, at Maryland, 10/28/17
Receiving Yards	95, vs. Michigan, 10/14/17
Long Reception	40, vs. Michigan State, 10/1/16
Receiving TDs	1 (4x), last at Purdue, 11/18/17
Carries	1, at Illinois, 11/11/17
Rushing Yards	4, at Illinois, 11/11/17
Longest Rush	4, at Illinois, 11/11/17
Punt Returns	4 (2x), last at Illinois, 11/11/17
Punt Return Yards	43, vs. CSU, 10/7/17
Long Punt Return	16, vs. CSU, 10/7/17

## #33 RICKY BROOKINS

Carries	12, vs. Utah, 12/28/16
Rushing Yards	71, at Purdue, 11/25/17
Longest Rush	64, at Purdue, 11/25/17
Rushing TDs	1, at Penn State, 9/30/17
Receptions	8, at Purdue, 11/25/17
Receiving Yards	48, at Purdue, 11/25/17
Long Reception	17 (2x), at Maryland, 10/28/17
Kick Returns	3, vs. Ohio State, 10/3/15
Kick Return Yards	49, vs. Ohio State, 10/3/15
Long Kick Return	27, vs. Penn State, 11/12/16
All-Purpose Yards	119, at Purdue, 11/25/17

## #82 LOGAN JUSTUS

Field Goals	2 (2x), last at Ohio State, 10/6/18
Field Goal Attempts	3, at Ohio State, 10/6/18
Longest Field Goal	44, at Rutgers, 9/29/18
Extra Points Made	5 (2x), last vs. Ball State, 9/15/18
Points Scored	8 (3x), last vs. Ohio State, 10/6/18

## #83 AUSTIN DORRIS

Receptions	1 (3x), last at Ohio State, 10/6/18
Receiving Yards	8, at Ohio State, 10/6/18
Long Reception	8, at Ohio State, 10/6/18

## #85 RYAN WATERCUTTER

Receptions	3, vs. CSU, 10/7/17
Receiving Yards	23, vs. Ohio State, 9/15/17
Long Reception	17, vs. Ohio State, 8/31/17

## #86 PEYTON HENDERSHOT

Receptions	3, vs. Ball State, 9/15/18
Receiving Yards	47, at Rutgers, 9/29/18
Long Reception	32, at Ohio State, 10/6/18
Receiving TDs	1 (2x), last at Ohio State, 10/6/18

## #89 MATT BJORSON

Receptions	2, vs. Ball State, 9/15/18
Receiving Yards	31, vs. Ball State, 9/15/18
Long Reception	22, vs. Ball State, 9/15/18

## #94 HAYDON WHITEHEAD

Punts	9 (4x), last at Purdue, 11/25/17
Career Long	58, vs. Virginia, 9/8/18
Punting Average	43.7, at Michigan State, 10/21/17
Inside 20	5, at Illinois, 11/11/17



## #1 JUWAN BURGESS

**Tackles** 5, at Ohio State, 10/6/18  
**Solo Tackles** 2 (2x), last vs. Ball State, 9/15/18  
**Tackles for Loss** 1, vs. Virginia, 9/8/18

## #6 JAMES HEAD JR.

**Tackles** 4, at Ohio State, 10/6/18  
**Solo Tackles** 3, at Ohio State, 10/6/18  
**Tackles for Loss** 1, vs. Ball State, 9/15/18

## #7 REAKWON JONES

**Tackles** 7, at Ohio State, 10/6/18  
**Solo Tackles** 5, vs. Ball State, 9/15/18  
**Tackles for Loss** 2, vs. Ball State, 9/15/18  
**Pass Breakups** 2, at Rutgers, 9/29/18  
**Fumble Recoveries** 1, vs. Michigan State, 9/22/18

## #9 JONATHAN CRAWFORD

**Tackles** 11, at Virginia, 9/9/17  
**Solo Tackles** 8 (2x), last vs. Michigan State, 9/22/18  
**Tackles for Loss** 2, vs. Ball State, 9/15/18  
**Sacks** 1 (2x), last vs. Ball State, 9/15/18  
**Interceptions** 2 (2x), last vs. Purdue, 11/26/16  
**Long INT Return** 33, at FIU, 9/1/18  
**Pass Breakups** 3, at Northwestern, 10/22/16  
**Forced Fumbles** 1 (3x), last at FIU, 9/1/18  
**Fumble Recoveries** 2, vs. Ball State, 9/10/16  
**Blocked Kicks** 1 (2x), last at Penn State, 9/30/17

## #13 ISAAC JAMES

**Tackles** 2 (3x), last vs. Michigan State, 9/22/18  
**Solo Tackles** 2, vs. Ball State, 9/15/18  
**Interceptions** 1, vs. Ball State, 9/15/18

## #14 ANDRE BROWN JR.

**Tackles** 8, at Illinois, 11/11/17  
**Solo Tackles** 5 (2x), last vs. GS, 9/23/17  
**Tackles for Loss** 1 (3x), last vs. Virginia, 9/8/18  
**Pass Breakups** 2, vs. Virginia, 9/8/18  
**Forced Fumbles** 1, vs. GS, 9/23/17  
**Fumble Recoveries** 1 (2x), last vs. GS, 9/23/17

## #16 JAMAR JOHNSON

**Interceptions** 1, at Rutgers, 9/29/18  
**Pass Breakups** 1, vs. Michigan State, 9/22/18

## #17 RAHEEM LAYNE

**Tackles** 5, at Ohio State, 10/6/18  
**Solo Tackles** 3 (4x), last at Ohio State, 10/6/18  
**Pass Breakups** 2, at Rutgers, 9/29/18

## #23 JAYLIN WILLIAMS

**Tackles** 5, at Rutgers, 9/29/18  
**Solo Tackles** 4 (2x), last at Rutgers, 9/29/18  
**Tackles for Loss** 1, at Rutgers, 9/29/18  
**Pass Breakups** 1, vs. Ball State, 9/15/18

## #27 DEVON MATTHEWS

**Tackles** 5, at Rutgers, 9/29/18  
**Solo Tackles** 3, at Rutgers, 9/29/18  
**Interceptions** 1, at Ohio State, 10/6/18  
**Pass Breakups** 1, vs. Michigan State, 9/22/18  
**Fumble Recoveries** 1, at FIU, 9/1/18

## #28 A'SHON RIGGINS

**Tackles** 7, at Virginia, 9/9/17  
**Solo Tackles** 5 (3x), vs. Purdue, 11/26/16  
**Tackles for Loss** 1 (2x), at Rutgers, 11/5/16  
**Sacks** 1, vs. Ball State, 9/10/16  
**Interceptions** 1, at Ohio State, 10/8/16  
**Long INT Return** 31, at Ohio State, 10/8/16  
**Pass Breakups** 2 (3x), last at Virginia, 9/9/17  
**Fumbles Forced** 1, vs. Ball State, 9/10/16

## #29 KHALIL BRYANT

**Tackles** 5 (3x), last at Ohio State, 10/16/18  
**Solo Tackles** 3 (2x), last vs. Michigan State, 9/22/18  
**Interceptions** 1, vs. Michigan State, 9/22/18  
**Long INT Return** 4, vs. Michigan State, 9/22/18

## #31 BRYANT FITZGERALD

**Tackles** 3 (2x), last vs. Ball State, 9/15/18  
**Solo Tackles** 3, vs. Ball State, 9/15/18  
**Tackles for Loss** 1, vs. Michigan State, 9/22/18  
**Interceptions** 1, vs. Ohio State, 10/6/18  
**Long INT Return** 9, at Ohio State, 10/6/18  
**Forced Fumbles** 1, vs. Michigan State, 9/22/18  
**Fumble Recoveries** 1, vs. Virginia, 9/8/18  
**Kick Returns** 1, at FIU, 9/1/18  
**Kick Return Yards** 11, at FIU, 9/1/18  
**Long Kick Return** 11, at FIU, 9/1/18

## #34 CAM JONES

**Tackles** 3, vs. Michigan State, 9/22/18  
**Solo Tackles** 3, vs. Michigan State, 9/22/18  
**Interceptions** 1, vs. Michigan State, 9/22/18  
**Forced Fumbles** 1, vs. Michigan State, 9/22/18  
**Fumble Recoveries** 1, at Ohio State, 10/6/18

## #35 NILE SYKES

**Tackles** 4 (2x), last at Ohio State, 10/6/18  
**Solo Tackles** 4, at Northwestern, 10/22/16  
**Tackles for Loss** 3, at Northwestern, 10/22/16  
**Sacks** 2, at Northwestern, 10/22/16  
**Pass Breakups** 1 (3x), last at Rutgers, 9/29/18  
**Fumble Recoveries** 1, vs. Michigan State, 10/1/16

## #42 MARCELINO BALL

**Tackles** 10 (2x), last vs. Ohio State, 8/31/17  
**Solo Tackles** 8 (2x), last at Northwestern, 8/22/16  
**Tackles for Loss** 3, vs. Michigan State, 9/22/18  
**Sacks** 2, vs. Michigan State, 9/22/18  
**Interceptions** 1 (2x), last vs. Maryland, 10/29/16  
**Pass Breakups** 2 (2x), last vs. Maryland, 10/29/16  
**Forced Fumbles** 1, vs. Michigan State, 9/22/18  
**Fumbles Recovered** 1, vs. Maryland, 10/29/16

## #43 DAMEON WILLIS JR.

**Tackles** 9, at Ohio State, 10/6/18  
**Solo Tackles** 4 (2x), last at Ohio State, 10/6/18  
**Tackles for Loss** 1 (2x), last vs. MSU, 9/22/18  
**Pass Breakups** 1, at Virginia, 9/9/17  
**Forced Fumbles** 1, at Maryland, 11/21/15  
**Fumble Recoveries** 1, at Purdue, 11/28/15

## #44 THOMAS ALLEN

**Tackles** 3 (3x), last at Ohio State, 10/6/18  
**Solo Tackles** 3 (2x), last vs. Ball State, 9/15/18  
**Tackles for Loss** 1.0, at FIU, 9/1/18

## #45 T.D. ROOF

**Tackles** 8, at Ohio State, 10/6/18  
**Solo Tackles** 6, at Ohio State, 10/6/18  
**Tackles for Loss** 2, vs. Jacksonville State, 9/9/17  
**Sacks** 2, vs. Jacksonville State, 9/9/17

## #47 MICAH MCFADDEN

**Tackles** 4, vs. Virginia, 9/8/18  
**Solo Tackles** 4, vs. Virginia, 9/8/18  
**Forced Fumble** 1, vs. Virginia, 9/8/18

## #51 MIKE BARWICK JR.

**Tackles** 5 (2x), last at Ohio State, 10/6/18  
**Solo Tackles** 4, at Ohio State, 10/6/18  
**Sacks** 1 (4x), last at Maryland, 10/28/17  
**Tackles for Loss** 1.5, vs. CSU, 10/7/17  
**Pass Breakups** 1 (2x), last vs. Purdue, 11/26/16

## #52 KAYTON SAMUELS

**Tackles** 3 (4x), last vs. Virginia, 9/8/18  
**Solo Tackles** 2 (3x), last vs. Virginia, 9/8/18  
**Tackles for Loss** 1 (4x), last vs. Virginia, 9/8/18  
**Sacks** 1 (2x), last vs. Virginia, 9/8/18  
**Fumble Recoveries** 1, vs. Rhode Island, 9/4/15  
**Blocked Kicks** 1, vs. Wake Forest, 11/11/17

## #54 JA'MEREZ BOWEN

**Tackles** 3, at Rutgers, 9/29/18  
**Solo Tackles** 2 (2x), last vs. Ball State, 9/15/18  
**Tackles for Loss** 0.5, vs. Rutgers, 11/18/17  
**Sacks** 0.5, vs. Rutgers, 11/18/17  
**Pass Breakups** 1 (2x), last vs. Ball State, 9/15/18

## #55 MIKE MCGINNIS

**Tackles** 2 (2x), last at Illinois, 11/11/17  
**Solo Tackles** 1 (3x), last vs. Rutgers, 11/18/17  
**Tackles for Loss** 1, vs. CSU, 10/7/17  
**Sacks** 0.5, vs. CSU, 10/7/17

## #69 GAVIN EVERETT

**Tackles** 4, at FIU, 9/1/18  
**Solo Tackles** 2 (2x), last vs. Virginia, 9/8/18  
**Tackles for Loss** 0.5, at Illinois, 11/11/17  
**Forced Fumbles** 1, at Purdue, 11/25/17  
**Pass Breakups** 1, vs. Virginia, 9/8/18

## #91 JACOB ROBINSON

**Tackles** 7, at Illinois, 11/11/17  
**Solo Tackles** 4, at Illinois, 11/11/17  
**Tackles for Loss** 3.5, at Illinois, 11/11/17  
**Sacks** 2, at Illinois, 11/11/17  
**Pass Breakups** 1, vs. CSU, 10/7/17

## #92 ALFRED BRYANT

**Tackles** 3, vs. Virginia, 9/8/18  
**Solo Tackles** 2, vs. Virginia, 9/8/18

## #93 LESHAUN MINOR JR.

**Tackles** 3, vs. Ohio State, 8/31/17  
**Solo Tackles** 2, vs. Ohio State, 8/31/17  
**Sacks** 1, vs. GS, 9/23/17  
**Tackles for Loss** 1 (2x), last vs. CSU, 10/7/17  
**Pass Breakups** 1, at Virginia, 9/9/17

## #95 BRANDON WILSON

**Tackles** 4, at Penn State, 9/30/17  
**Solo Tackles** 1 (6x), last at Ohio State, 10/6/18  
**Tackles for Loss** 0.5, at Penn State, 9/30/17  
**Forced Fumbles** 1, at Ohio State, 10/6/18

## #97 DAN GODSIL

**Tackles** 3, at Penn State, 10/10/15  
**Solo Tackles** 2, at Penn State, 10/10/15

## #97 TRAMAR REECE

**Tackles** 1 (2x), last vs. Ball State, 9/15/18  
**Solo Tackles** 1, at FIU, 9/1/18

## #98 JEROME JOHNSON

**Tackles** 4 (3x), last at Rutgers, 9/29/18  
**Solo Tackles** 3, at Virginia, 9/9/17  
**Sacks** 1, at Maryland, 10/28/17  
**Tackles for Loss** 1.5, vs. Wisconsin, 11/4/17  
**Forced Fumbles** 1, at FIU, 9/1/18

## #99 ALLEN STALLINGS IV

**Tackles** 5, at Ohio State, 10/6/18  
**Solo Tackles** 3 (2x), last at Ohio State, 10/6/18  
**Sacks** 1 (3x), last at Rutgers, 9/29/18  
**Tackles for Loss** 2, vs. Virginia, 9/8/18  
**Forced Fumbles** 1 (2x), vs. Virginia, 9/8/18



## THOMAS ALLEN

44

**LB • 6-3, 236 • Fr.-R**  
Tampa, Fla. • Plant

### 2018 BIO

Made three solo stops in his collegiate debut at FIU, including one TFL ... assisted on three tackles at No. 3 Ohio State ... tallied two solo tackles and a QB hurry in the win over Virginia ... had two stops and a half TFL against No. 24 Michigan State ... recorded three solo stops in the win over Ball State.

### ALLEN'S CAREER STATS

	GP/GS	Solo	Asst	Total	Sack	TFL	FF	FR-Yds	Int-Yds	QBH	PBU
2018	6/0	10	4	14	-	1.5-2	-	-	-	1	-
<b>Totals</b>	<b>6/0</b>	<b>10</b>	<b>4</b>	<b>14</b>	<b>-</b>	<b>1.5-2</b>	<b>-</b>	<b>-</b>	<b>-</b>	<b>1</b>	<b>-</b>

### ALLEN'S CAREER GAME-BY-GAME

2018	Opponent	Solo	Asst	Total	TFL-Yds	Sacks	FF	FR-Yds	Int-Yds	QBH	PBU
	at FIU	3	0	3	1-2	-	-	-	-	-	-
	Virginia	2	0	2	-	-	-	-	-	1	-
	Ball State	3	0	3	-	-	-	-	-	-	-
	Michigan State	1	1	2	0.5-0	-	-	-	-	-	-
	at Rutgers	1	0	1	-	-	-	-	-	-	-
	at Ohio State	0	3	3	-	-	-	-	-	-	-
	<b>Totals</b>	<b>10</b>	<b>4</b>	<b>14</b>	<b>1.5-2</b>	<b>-</b>	<b>-</b>	<b>-</b>	<b>-</b>	<b>1</b>	<b>-</b>



## DELROY BAKER

71

**OL • 6-6, 317 • Sr.-5th**  
Ocala, Fla. • Admiral Farragut Academy

### 2018 BIO

Has appeared in all six games this season ... was named co-offensive player of the game in the Virginia win.



## MARCELINO BALL

42

**DB • 6-0, 210 • So.-R**  
Roswell, Ga. • Roswell

### 2018 BIO

Made six tackles (all solo), the first two sacks of his career, and a career-high three TFLs against No. 24 Michigan State ... tallied eight stops (3 solo) at No. 3 Ohio State ... in the Ball State victory, tallied four solo tackles and a QB hurry ... recorded a TFL and a PBU in the win at Rutgers ... made four tackles (3 solo) in the season opening win at FIU.

### BALL'S CAREER STATS

	GP/GS	Solo	Asst	Total	Sack	TFL	FF	FR-Yds	Int-Yds	QBH	PBU
2016	13/12	60	15	75	-	4.5-11	-	1-0	2-(-5)	2	8
2017	3/3	13	7	20	-	0.5-0	-	-	-	1	-
2018	6/5	17	7	24	2-18	4-26	1	-	-	1	1
<b>Totals</b>	<b>22/20</b>	<b>90</b>	<b>29</b>	<b>119</b>	<b>2-18</b>	<b>9-37</b>	<b>1</b>	<b>1-0</b>	<b>2-(-5)</b>	<b>4</b>	<b>9</b>

### BALL'S CAREER GAME-BY-GAME

2018	Opponent	Solo	Asst	Total	TFL-Yds	Sacks	FF	FR-Yds	Int-Yds	QBH	PBU
	at FIU	3	1	4	-	-	-	-	-	-	-
	Virginia	0	1	1	-	-	-	-	-	-	-
	Ball State	4	0	4	-	-	-	-	-	1	-
	Michigan State	6	0	6	3-22	2-18	1	-	-	-	-
	at Rutgers	1	0	1	1-4	-	-	-	-	-	1
	at Ohio State	3	5	8	-	-	-	-	-	-	-
	<b>Totals</b>	<b>17</b>	<b>7</b>	<b>24</b>	<b>4-26</b>	<b>2-18</b>	<b>1</b>	<b>-</b>	<b>-</b>	<b>1</b>	<b>1</b>
2017	Opponent	Solo	Asst	Total	TFL-Yds	Sacks	FF	FR-Yds	Int-Yds	QBH	PBU
	Ohio State	7	3	10	0.5-0	-	-	-	-	-	-
	at Virginia	4	4	8	-	-	-	-	-	-	-
	GS	2	0	2	-	-	-	-	-	1	-
	<b>Totals</b>	<b>13</b>	<b>7</b>	<b>20</b>	<b>0.5-0</b>	<b>-</b>	<b>-</b>	<b>-</b>	<b>-</b>	<b>1</b>	<b>-</b>

### 2016

Opponent	Solo	Asst	Total	TFL-Yds	Sacks	FF	FR-Yds	Int-Yds	QBH	PBU
at FIU	1	4	5	-	-	-	-	-	-	1
Ball State	8	-	8	-	-	-	-	1-0	-	-
Wake Forest	7	2	9	-	-	-	-	-	-	1
Michigan State	5	-	5	-	-	-	-	-	1	-
at Ohio State	4	1	5	-	-	-	-	-	-	-
Nebraska	5	1	6	1-3	-	-	-	-	-	2
at N'western	8	2	10	1.5-3	-	-	-	-	-	1
Maryland	6	2	8	1-1	-	-	1-0	1-(-5)	-	2
at Rutgers	7	2	9	1-4	-	-	-	-	-	-
Penn State	3	-	3	-	-	-	-	-	-	-
at Michigan	-	1	1	-	-	-	-	-	1	-
Purdue	4	-	4	-	-	-	-	-	-	-
vs. Utah	2	-	2	-	-	-	-	-	-	1
<b>Totals</b>	<b>60</b>	<b>15</b>	<b>75</b>	<b>4.5-11</b>	<b>-</b>	<b>-</b>	<b>1-0</b>	<b>2-(-5)</b>	<b>2</b>	<b>8</b>



## MIKE BARWICK, JR.

51

**DL • 6-0, 295 • Sr.-5th**  
Cincinnati, Ohio • Summit Country Day

### 2018 BIO

Made five tackles, including a career-high four solo, at No. 3 Ohio State ... assisted on three tackles in the season-opening win at FIU ... made two stops against No. 24 Michigan State ... tallied two tackles in the victory over Ball State.

### BARWICK'S CAREER STATS

	GP/GS	Solo	Asst	Total	Sack	TFL	FF	FR-Yds	Int-Yds	QBH	PBU
2016	13/-	15	7	22	2-15	2.5-15	-	-	-	1	2
2017	11/1	11	13	24	2-8	3-12	-	-	-	1	-
2018	6/-	6	7	13	-	-	-	-	-	-	-
<b>Totals</b>	<b>30/1</b>	<b>32</b>	<b>27</b>	<b>59</b>	<b>4-23</b>	<b>5.5-27</b>	<b>-</b>	<b>-</b>	<b>-</b>	<b>2</b>	<b>2</b>

### BARWICK'S CAREER GAME-BY-GAME

2018	Opponent	Solo	Asst	Total	TFL-Yds	Sacks	FF	FR-Yds	Int-Yds	QBH	PBU
	at FIU	-	3	3	-	-	-	-	-	-	-
	Virginia	-	-	-	-	-	-	-	-	-	-
	Ball State	1	1	2	-	-	-	-	-	-	-
	Michigan State	1	1	2	-	-	-	-	-	-	-
	at Rutgers	-	1	1	-	-	-	-	-	-	-
	at Ohio State	4	1	5	-	-	-	-	-	-	-
	<b>Totals</b>	<b>6</b>	<b>7</b>	<b>13</b>	<b>-</b>	<b>-</b>	<b>-</b>	<b>-</b>	<b>-</b>	<b>-</b>	<b>-</b>
2017	Opponent	Solo	Asst	Total	TFL-Yds	Sacks	FF	FR-Yds	Int-Yds	QBH	PBU
	Ohio State	2	1	3	-	-	-	-	-	-	-
	at Virginia	2	-	2	-	-	-	-	-	-	-
	GS	-	1	1	-	-	-	-	-	-	-
	at Penn State	1	4	5	0.5-3	-	-	-	-	-	-
	CSU	2	2	4	1.5-4	1-3	-	-	-	-	-
	Michigan	1	1	2	-	-	-	-	-	-	-
	at Michigan St.	-	1	1	-	-	-	-	-	-	-
	at Maryland	1	1	2	1-5	1-5	-	-	-	-	-
	Wisconsin	1	1	2	-	-	-	-	-	-	-
	at Illinois	-	1	1	-	-	-	-	-	1	-
	Rutgers	1	-	1	-	-	-	-	-	-	-
	at Purdue	-	-	-	-	-	-	-	-	-	-
	<b>Totals</b>	<b>11</b>	<b>13</b>	<b>24</b>	<b>3-12</b>	<b>2-8</b>	<b>-</b>	<b>-</b>	<b>-</b>	<b>1</b>	<b>-</b>
2016	Opponent	Solo	Asst	Total	TFL-Yds	Sacks	FF	FR-Yds	Int-Yds	QBH	PBU
	at FIU	1	-	1	-	-	-	-	-	-	1
	Ball State	-	-	-	-	-	-	-	-	-	-
	Wake Forest	-	-	-	-	-	-	-	-	-	-
	Michigan State	1	1	2	-	-	-	-	-	-	-
	at Ohio State	1	1	2	-	-	-	-	-	-	-
	Nebraska	1	-	1	-	-	-	-	-	-	-
	at N'western	2	1	3	1.0-7	1.0-7	-	-	-	1	-
	Maryland	2	1	3	0.5-0	-	-	-	-	-	-
	at Rutgers	2	1	3	-	-	-	-	-	-	-
	Penn State	-	-	-	-	-	-	-	-	-	-
	at Michigan	1	-	1	1.0-8	1.0-8	-	-	-	-	-
	Purdue	2	1	3	-	-	-	-	-	-	1
	vs. Utah	2	1	3	-	-	-	-	-	-	-
	<b>Totals</b>	<b>15</b>	<b>7</b>	<b>22</b>	<b>2.5-15</b>	<b>2.0-15</b>	<b>-</b>	<b>-</b>	<b>-</b>	<b>1</b>	<b>2</b>



## JA'MEREZ BOWEN

54

DL • 6-4, 310 • Sr.-5th  
Cleveland, Ohio • University of Cincinnati

### 2018 BIO

Made two solo stops and broke up a pass in the win at FIU ... tallied three tackles in the win at Rutgers ... recorded two solo tackles and a pass breakup in the victory over Ball State.

### BOWEN'S CAREER STATS

	GP/GS	Solo	Asst	Total	Sack	TFL	FF	FR-Yds	Int-Yds	QBH	PBU
2016	6/0	2	0	2	0-0	0-0	0	0-0	0-0	0	0
2017	9/0	5	5	10	0.5-4	0.5-4	0	0-0	0-0	0	0
2018	6/6	6	2	8	-	-	-	-	-	-	2
<b>Totals</b>	<b>21/6</b>	<b>13</b>	<b>7</b>	<b>20</b>	<b>0.5-4</b>	<b>0.5-4</b>	<b>0</b>	<b>0-0</b>	<b>0-0</b>	<b>0</b>	<b>2</b>

### BOWEN'S CAREER GAME-BY-GAME

2018	Opponent	Solo	Asst	Total	TFL-Yds	Sacks	FF	FR-Yds	Int-Yds	QBH	PBU
	at FIU	2	-	2	-	-	-	-	-	-	1
	Virginia	-	-	-	-	-	-	-	-	-	-
	Ball State	2	-	2	-	-	-	-	-	-	1
	Michigan State	1	-	1	-	-	-	-	-	-	-
	at Rutgers	1	2	3	-	-	-	-	-	-	-
	at Ohio State	-	-	-	-	-	-	-	-	-	-
<b>Totals</b>		<b>6</b>	<b>2</b>	<b>8</b>	<b>-</b>	<b>-</b>	<b>-</b>	<b>-</b>	<b>-</b>	<b>-</b>	<b>2</b>

2017	Opponent	Solo	Asst	Total	TFL-Yds	Sacks	FF	FR-Yds	Int-Yds	QBH	PBU
	GS	1	1	2	-	-	-	-	-	-	-
	at Penn State	-	2	2	-	-	-	-	-	-	-
	CSU	1	-	1	-	-	-	-	-	-	-
	Michigan	-	-	-	-	-	-	-	-	-	-
	at Michigan St.	-	-	-	-	-	-	-	-	-	-
	Wisconsin	2	-	2	-	-	-	-	-	-	-
	at Illinois	1	1	2	-	-	-	-	-	-	-
	Rutgers	-	1	1	0.5-4	0.5-4	-	-	-	-	-
	at Purdue	-	-	-	-	-	-	-	-	-	-
<b>Totals</b>		<b>5</b>	<b>5</b>	<b>10</b>	<b>0.5-4</b>	<b>0.5-4</b>	<b>-</b>	<b>-</b>	<b>-</b>	<b>-</b>	<b>-</b>

2016	Opponent	Solo	Asst	Total	TFL-Yds	Sacks	FF	FR-Yds	Int-Yds	QBH	PBU
	at FIU	1	-	1	-	-	-	-	-	-	-
	Ball State	-	-	-	-	-	-	-	-	-	-
	Wake Forest	1	-	1	-	-	-	-	-	-	-
	Michigan State	-	-	-	-	-	-	-	-	-	-
	at Ohio State	-	-	-	-	-	-	-	-	-	-
	Purdue	-	-	-	-	-	-	-	-	-	-
<b>Totals</b>		<b>2</b>	<b>-</b>	<b>2</b>	<b>-</b>	<b>-</b>	<b>-</b>	<b>-</b>	<b>-</b>	<b>-</b>	<b>-</b>



## RICKY BROOKINS

33

RB • 5-8, 190 • Sr.-5th  
Terre Haute, Ind. • Terre Haute

### 2018 BIO

Has appeared in all six games this season primarily on special teams.

### BROOKINS' CAREER STATS - RUSHING

	GP/GS	Car	Yds	Avg/C	Avg/G	TD	Lg	High
2015	7/-	10	72	7.2	10.3	-	40-PU	64-PU
2016	13/-	20	82	4.1	6.3	-	20-Utah	53-Utah
2017	12/-	11	88	8.0	7.3	1	64-PU	71-PU
2018	6/-	-	-	-	-	-	-	-
<b>Totals</b>	<b>38/-</b>	<b>41</b>	<b>242</b>	<b>5.9</b>	<b>6.7</b>	<b>1</b>	<b>64-PU</b>	<b>71-PU</b>

### BROOKINS' CAREER STATS - RECEIVING

	GP/GS	Rec	Yds	Avg/C	Avg/G	TD	Lg	High
2015	7/-	-	-	-	-	-	-	-
2016	13/-	4	16	4.0	1.2	-	11-Utah	11-Utah
2017	12/-	19	124	6.5	10.3	-	17-GS	48-PU
2018	6/-	-	-	-	-	-	-	-
<b>Totals</b>	<b>38/-</b>	<b>23</b>	<b>140</b>	<b>6.1</b>	<b>3.9</b>	<b>-</b>	<b>17-GS</b>	<b>48-PU</b>

### BROOKINS' CAREER STATS - KICK RETURNS

	GP/GS	No	Yds	Avg/R	Avg/G	TD	Lg	High
2015	7/-	10	72	17.2	24.6	0	21-FIU	49-OSU
2016	13/-	4	63	15.8	4.8	0	27-PSU	27-PSU
2017	12/-	0	0	0	0	0	-	-
2018	6/-	-	-	-	-	-	-	-
<b>Totals</b>	<b>38/-</b>	<b>14</b>	<b>235</b>	<b>16.8</b>	<b>6.5</b>	<b>0</b>	<b>27-PSU</b>	<b>49-OSU</b>

### BROOKINS' GAME-BY-GAME

2018	Opponent	No.	Yds	TD	Lg	Receiving	No.	Yds	TD	Lg	Kick Returns	No.	Yds	TD	Lg
	at FIU	0	0	0	0	0	0	0	0	0	0	0	0	0	0
	Virginia	0	0	0	0	0	0	0	0	0	0	0	0	0	0
	Ball State	0	0	0	0	0	0	0	0	0	0	0	0	0	0
	Michigan State	0	0	0	0	0	0	0	0	0	0	0	0	0	0
	at Rutgers	0	0	0	0	0	0	0	0	0	0	0	0	0	0
	at Ohio State	0	0	0	0	0	0	0	0	0	0	0	0	0	0
<b>Totals</b>		<b>0</b>	<b>0</b>	<b>0</b>	<b>0</b>	<b>0</b>	<b>0</b>	<b>0</b>	<b>0</b>	<b>0</b>	<b>0</b>	<b>0</b>	<b>0</b>	<b>0</b>	<b>0</b>

2017	Opponent	No.	Yds	TD	Lg	Receiving	No.	Yds	TD	Lg	Kick Returns	No.	Yds	TD	Lg
	Ohio State	0	0	0	0	0	0	0	0	0	0	0	0	0	0
	at Virginia	0	0	0	0	1	8	0	8	0	0	0	0	0	0
	GS	0	0	0	0	1	17	0	17	0	0	0	0	0	0
	at Penn State	3	4	1	2	1	2	0	2	0	0	0	0	0	0
	CSU	0	0	0	0	2	15	0	8	0	0	0	0	0	0
	Michigan	0	0	0	0	0	0	0	0	0	0	0	0	0	0
	at Michigan St.	0	0	0	0	2	15	0	12	0	0	0	0	0	0
	at Maryland	4	11	0	3	2	12	0	17	0	0	0	0	0	0
	Wisconsin	1	2	0	2	1	5	0	5	0	0	0	0	0	0
	at Illinois	0	0	0	0	1	2	0	2	0	0	0	0	0	0
	Rutgers	1	0	0	0	0	0	0	0	0	0	0	0	0	0
	at Purdue	2	71	0	64	8	48	0	10	0	0	0	0	0	0
<b>Totals</b>		<b>11</b>	<b>88</b>	<b>1</b>	<b>64</b>	<b>19</b>	<b>124</b>	<b>0</b>	<b>17</b>	<b>0</b>	<b>0</b>	<b>0</b>	<b>0</b>	<b>0</b>	<b>0</b>

2016	Opponent	No.	Yds	TD	Lg	Receiving	No.	Yds	TD	Lg	Kick Returns	No.	Yds	TD	Lg
	at FIU	0	0	0	0	0	0	0	0	0	0	0	0	0	0
	Ball State	0	0	0	0	1	0	0	0	0	0	0	0	0	0
	Wake Forest	0	0	0	0	0	0	0	0	0	0	0	0	0	0
	Michigan State	0	0	0	0	0	0	0	0	0	0	0	0	0	0
	at Ohio State	0	0	0	0	0	0	0	0	0	0	0	0	0	0
	Nebraska	0	0	0	0	0	0	0	0	0	0	0	0	0	0
	at N'western	0	0	0	0	0	0	0	0	0	0	0	0	0	0
	Maryland	0	0	0	0	0	0	0	0	0	0	0	0	0	0
	at Rutgers	0	0	0	0	0	0	0	0	0	0	0	0	0	0
	Penn State	1	2	0	2	2	5	0	9	1	27	0	27	0	27
	at Michigan	2	7	0	6	0	0	0	0	0	0	0	0	0	0
	Purdue	5	20	0	10	0	0	0	0	2	17	0	15	0	15
	vs. Utah	12	53	0	20	1	11	0	11	1	19	0	19	0	19
<b>Totals</b>		<b>20</b>	<b>82</b>	<b>0</b>	<b>20</b>	<b>4</b>	<b>16</b>	<b>0</b>	<b>11</b>	<b>4</b>	<b>63</b>	<b>0</b>	<b>27</b>	<b>0</b>	<b>27</b>

2015	Opponent	No.	Yds	TD	Lg	Receiving	No.	Yds	TD	Lg	Kick Returns	No.	Yds	TD	Lg
	Southern Ill.	0	0	0	0	0	0	0	0	0	2	35	0	18	18
	FIU	0	0	0	0	0	0	0	0	0	1	21	0	21	21
	WKU	0	0	0	0	0	0	0	0	0	0	0	0	0	0
	at Wake Forest	0	0	0	0	0	0	0	0	0	2	33	0	18	18
	Ohio State	0	0	0	0	0	0	0	0	0	3	49	0	18	18
	at Purdue	7	64	0	40	0	0	0	0	0	0	0	0	0	0
	vs. Duke	3	8	0	4	0	0	0	0	0	2	34	0	18	18
<b>Totals</b>		<b>10</b>	<b>72</b>	<b>0</b>	<b>40</b>	<b>0</b>	<b>0</b>	<b>0</b>	<b>0</b>	<b>0</b>	<b>10</b>	<b>172</b>	<b>0</b>	<b>21</b>	<b>21</b>



## ANDRE BROWN JR.

14

DB • 6-0, 195 • Jr.-R  
Decatur, Ga. • Columbia

### 2018 BIO

Made a career-high two pass breakups to go along with three tackles (2 solo) and a TFL in the Virginia win ... tallied six tackles (3 solo) at No. 3 Ohio State ... had a pass breakup in the victory at FIU ...made two solo tackles against No. 24 Michigan State.

### BROWN'S CAREER STATS

	GP/GS	Solo	Asst	Total	Sack	TFL	FF	FR-Yds	Int-Yds	QBH	PBU
2015	9/8	27	8	35	-	0	0	1-0	-	-	4
2016	-	-	-	-	-	-	-	-	-	-	-
2017	11/9	22	11	33	-	3-6	1	1-22	-	-	1
2018	6/6	9	4	13	-	1-1	-	-	-	-	3
<b>Totals</b>	<b>26/23</b>	<b>58</b>	<b>23</b>	<b>81</b>	<b>-</b>	<b>4-7</b>	<b>1</b>	<b>2-22</b>	<b>-</b>	<b>-</b>	<b>8</b>



## BROWN'S GAME-BY-GAME

2018

Opponent	Solo	Asst	Total	TFL-Yds	Sacks	FF	FR-Yds	Int-Yds	QBH	PBU
at FIU	-	-	-	-	-	-	-	-	-	1
Virginia	2	1	3	1-1	-	-	-	-	-	2
Ball State	-	-	-	-	-	-	-	-	-	-
Michigan State	2	-	2	-	-	-	-	-	-	-
at Rutgers	2	-	2	-	-	-	-	-	-	-
at Ohio State	3	3	6	-	-	-	-	-	-	-
<b>Totals</b>	<b>9</b>	<b>4</b>	<b>13</b>	<b>1-1</b>	<b>-</b>	<b>-</b>	<b>-</b>	<b>-</b>	<b>-</b>	<b>3</b>

2017

Opponent	Solo	Asst	Total	TFL-Yds	Sacks	FF	FR-Yds	Int-Yds	QBH	PBU
Ohio State	2	-	2	-	-	-	-	-	-	-
at Virginia	1	-	1	-	-	-	-	-	-	-
GS	5	-	5	-	-	1	1-22	-	-	-
at Penn State	2	2	4	1.0-4	-	-	-	-	-	-
CSU	-	-	-	-	-	-	-	-	-	1
Michigan	-	1	1	-	-	-	-	-	-	-
at Michigan St.	1	3	4	0.5-1	-	-	-	-	-	-
at Maryland	2	0	2	-	-	-	-	-	-	-
Wisconsin	1	1	2	0.5-0	-	-	-	-	-	-
at Illinois	4	4	8	1.0-1	-	-	-	-	-	-
at Purdue	4	-	4	-	-	-	-	-	-	-
<b>Totals</b>	<b>22</b>	<b>11</b>	<b>33</b>	<b>3-6</b>	<b>-</b>	<b>1</b>	<b>1-22</b>	<b>-</b>	<b>-</b>	<b>1</b>

2015

Opponent	Solo	Asst	Total	TFL-Yds	Sacks	FF	FR-Yds	Int-Yds	QBH	PBU
Southern Ill.	1	1	2	-	-	0	1-0	-	0	0
FIU	5	1	6	-	-	0	-	-	0	1
WKU	3	1	4	-	-	0	-	-	0	0
at Wake Forest	3	0	3	-	-	0	-	-	0	1
Ohio State	2	0	2	-	-	0	-	-	0	0
at Penn State	3	2	5	-	-	0	-	-	0	0
Rutgers	4	1	5	-	-	0	-	-	0	0
at Michigan St.	3	1	4	-	-	0	-	-	0	1
Iowa	3	1	4	-	-	0	-	-	0	1
<b>Totals</b>	<b>27</b>	<b>8</b>	<b>35</b>	<b>-</b>	<b>-</b>	<b>0</b>	<b>1-0</b>	<b>-</b>	<b>0</b>	<b>4</b>



## KHALIL BRYANT

29

DB • 5-10, 202 • Jr.  
Jacksonville, Fla. • First Coast

## 2018 BIO

Matched his career-high in tackles with five (2 solo) at No. 3 Ohio State ... made five tackles (3 solo) and recorded his first career interception against No. 24 Michigan State ... made his first career start in the win at FIU, making two tackles ... tallied four tackles (3 solo) in the win at Rutgers ... added two tackles in the Virginia win.

## BRYANT'S CAREER STATS

	GP/GS	Solo	Asst	Total	Sack	TFL	FF	FR-Yds	Int-Yds	QBH	PBU
2016	11/-	2	1	3	-	-	-	-	-	-	-
2017	11/-	5	4	9	-	-	-	-	-	-	-
2018	6/6	10	9	19	-	-	-	-	1-4	-	-
<b>Totals</b>	<b>28/6</b>	<b>17</b>	<b>14</b>	<b>31</b>	<b>-</b>	<b>-</b>	<b>-</b>	<b>-</b>	<b>1-4</b>	<b>-</b>	<b>-</b>

## BRYANT'S GAME-BY-GAME

2018

Opponent	Solo	Asst	Total	TFL-Yds	Sacks	FF	FR-Yds	Int-Yds	QBH	PBU
at FIU	1	1	2	-	-	-	-	-	-	-
Virginia	1	1	2	-	-	-	-	-	-	-
Ball State	-	1	1	-	-	-	-	-	-	-
Michigan State	3	2	5	-	-	-	-	1-4	-	-
at Rutgers	3	1	4	-	-	-	-	-	-	-
at Ohio State	2	3	5	-	-	-	-	-	-	-
<b>Totals</b>	<b>10</b>	<b>9</b>	<b>19</b>	<b>-</b>	<b>-</b>	<b>-</b>	<b>-</b>	<b>1-4</b>	<b>-</b>	<b>-</b>

2017

Opponent	Solo	Asst	Total	TFL-Yds	Sacks	FF	FR-Yds	Int-Yds	QBH	PBU
Ohio State	-	-	-	-	-	-	-	-	-	-
at Virginia	-	1	1	-	-	-	-	-	-	-
GS	3	2	5	-	-	-	-	-	-	-
at Penn State	-	-	-	-	-	-	-	-	-	-
CSU	2	-	2	-	-	-	-	-	-	-
Michigan	-	-	-	-	-	-	-	-	-	-
at Maryland	-	-	-	-	-	-	-	-	-	-
Wisconsin	-	-	-	-	-	-	-	-	-	-
at Illinois	-	-	-	-	-	-	-	-	-	-
Rutgers	-	1	1	-	-	-	-	-	-	-
at Purdue	-	-	-	-	-	-	-	-	-	-
<b>Totals</b>	<b>5</b>	<b>4</b>	<b>9</b>	<b>-</b>	<b>-</b>	<b>-</b>	<b>-</b>	<b>-</b>	<b>-</b>	<b>-</b>

2016

Opponent	Solo	Asst	Total	TFL-Yds	Sacks	FF	FR-Yds	Int-Yds	QBH	PBU
at FIU	2	0	2	-	-	-	-	-	-	-
Ball State	0	0	0	-	-	-	-	-	-	-
Wake Forest	0	0	-	-	-	-	-	-	-	-
Michigan State	-	-	-	-	-	-	-	-	-	-
Nebraska	-	-	-	-	-	-	-	-	-	-
at N'western	-	-	-	-	-	-	-	-	-	-
at Rutgers	-	-	-	-	-	-	-	-	-	-
Penn State	-	-	-	-	-	-	-	-	-	-
at Michigan	-	-	-	-	-	-	-	-	-	-
Purdue	-	-	-	-	-	-	-	-	-	-
vs Utah	-	1	1	-	-	-	-	-	-	-
<b>Totals</b>	<b>2</b>	<b>1</b>	<b>3</b>	<b>-</b>	<b>-</b>	<b>-</b>	<b>-</b>	<b>-</b>	<b>-</b>	<b>-</b>



## JONATHAN CRAWFORD

9

DB • 6-2, 196 • Sr.  
Largo, Fla. • Largo

Crawford has started all 44 career games at safety. He is the current Hoosiers leader with 241 tackles, 158 solos, 17 pass breakups, nine interceptions, six fumble recoveries, three forced fumbles, having a hand in 18 takeaways, and two blocked kicks.

## 2018 BIO

Accounted for two takeaways in the first quarter at FIU, including a pick-6 returned for 33 yards and a forced fumble, while also making three solo stops ... it marked his fifth career multi-takeaway game ... made five tackles (3 solo) including a career-high two tackles for loss and his second career sack in the victory over Ball State, earning him Co-Defensive Player of the Game honors ... matched his career-high with eight solo tackles against No. 24 Michigan State to go along with a TFL and fumble recovery ... paced the team with seven stops (6 solo) in the Virginia win ... added three tackles and a PBU in the victory at Rutgers.

## CRAWFORD'S CAREER STATS

	GP/GS	Solo	Asst	Total	Sack	TFL	FF	FR-Yds	Int-Yds	QBH	PBU
2015	13/13	48	28	76	1-9	1-9	1	-	4-33	-	1
2016	13/13	45	26	71	-	0.5-1	1	4-0	3-16	1	7
2017	12/12	42	20	62	-	3-8	-	1-0	1-0	-	8
2018	6/6	23	9	32	1-8	3-12	1	1-0	1-33	-	1
<b>Totals</b>	<b>44/44</b>	<b>158</b>	<b>83</b>	<b>241</b>	<b>2-17</b>	<b>7.5-30</b>	<b>3</b>	<b>6-0</b>	<b>9-82</b>	<b>1</b>	<b>17</b>

## CRAWFORD'S GAME-BY-GAME

2018

Opponent	Solo	Asst	Total	TFL-Yds	Sacks	FF	FR-Yds	Int-Yds	QBH	PBU
at FIU	3	-	3	-	-	1	-	1-33	-	-
Virginia	6	1	7	-	-	-	-	-	-	-
Ball State	3	2	5	2-11	1-8	-	-	-	-	-
Michigan State	8	0	8	1-1	-	-	1-0	-	-	-
at Rutgers	1	2	3	-	-	-	-	-	-	1
at Ohio State	2	4	6	-	-	-	-	-	-	-
<b>Totals</b>	<b>23</b>	<b>9</b>	<b>32</b>	<b>3-12</b>	<b>1-8</b>	<b>1</b>	<b>1-0</b>	<b>1-33</b>	<b>-</b>	<b>1</b>

2017

Opponent	Solo	Asst	Total	TFL-Yds	Sacks	FF	FR-Yds	Int-Yds	QBH	PBU
Ohio State	2	2	4	-	-	-	-	-	-	-
at Virginia	6	5	11	-	-	-	-	-	-	1
GS	3	0	3	-	-	-	-	-	-	-
at Penn State	2	1	3	-	-	-	-	1-0	-	1
CSU	1	0	1	1-3	-	-	-	-	-	1
Michigan	6	3	9	-	-	-	-	-	-	1
at Michigan St.	4	4	8	1-1	-	-	1-0	-	-	-
at Maryland	2	1	3	-	-	-	-	-	-	-
Wisconsin	3	1	4	-	-	-	-	-	-	2
at Illinois	3	2	5	-	-	-	-	-	-	2
Rutgers	2	1	3	-	-	-	-	-	-	-
at Purdue	8	-	8	1.0-4	-	-	-	-	-	-
<b>Totals</b>	<b>42</b>	<b>20</b>	<b>62</b>	<b>3-8</b>	<b>-</b>	<b>-</b>	<b>1-0</b>	<b>1-0</b>	<b>-</b>	<b>8</b>

## 2016

Opponent	Solo	Asst	Total	TFL-Yds	Sacks	FF	FR-Yds	Int-Yds	QBH	PBU
at FIU	5	2	7	-	-	-	-	-	-	-
Ball State	3	2	5	0.5-1	-	-	2-0	-	-	-
Wake Forest	4	3	7	-	-	-	-	-	-	1
Michigan St.	1	1	2	-	-	-	-	-	-	-
at Ohio State	1	6	7	-	-	-	-	-	-	-
Nebraska	5	2	7	-	-	-	-	1-4	-	1
at N'western	1	1	2	-	-	-	-	-	-	3
Maryland	8	1	9	-	-	-	-	-	-	-
at Rutgers	4	5	9	-	-	-	-	-	-	-
Penn State	2	-	2	-	-	-	-	-	-	2
at Michigan	2	3	5	-	-	-	-	-	1	-
Purdue	3	-	3	-	-	-	1-0	2-12	-	-
vs. Utah	6	-	6	-	-	1	1-0	-	-	-
<b>Totals</b>	<b>45</b>	<b>26</b>	<b>71</b>	<b>0.5-1</b>	<b>-</b>	<b>1</b>	<b>4-0</b>	<b>3-16</b>	<b>1</b>	<b>7</b>

## 2015

Opponent	Solo	Asst	Total	TFL-Yds	Sacks	FF	FR-Yds	Int-Yds	QBH	PBU
SIU	6	2	8	-	-	-	-	-	-	-
FIU	3	3	6	-	-	-	-	-	-	-
WKU	1	3	4	-	-	-	-	2-15	-	-
at Wake Forest	2	4	6	-	-	-	-	-	-	-
Ohio State	2	2	4	-	-	-	-	-	-	-
at Penn State	4	1	5	-	-	-	-	-	-	-
Rutgers	5	1	6	1.0-9	1.0-9	1	-	-	-	-
at Michigan St.	3	4	7	-	-	-	-	-	-	1
Iowa	6	-	6	-	-	-	-	-	-	-
Michigan	4	1	5	-	-	-	-	1-0	-	-
at Maryland	4	2	6	-	-	-	-	-	-	-
at Purdue	4	-	4	-	-	-	-	-	-	-
vs. Duke	4	5	9	-	-	-	-	1-18	-	-
<b>Totals</b>	<b>48</b>	<b>28</b>	<b>76</b>	<b>1.0-9</b>	<b>1.0-9</b>	<b>1</b>	<b>-</b>	<b>4-33</b>	<b>-</b>	<b>1</b>



## COY CRONK

54

OL • 6-5, 309 • Jr.  
Lafayette, Ind. • Central Catholic

Cronk has started 30 consecutive games at left tackle since his arrival at Indiana.

## 2018 BIO

Has started the first six games at left tackle this season ... earned Co-Offensive Player of the Game honors in the Virginia win.



## MORGAN ELLISON

4

RB • 6-1, 232 • So.  
Pickerington, Ohio • Pickerington Central

## 2017 BIO

Big Ten Freshman of the Week (Georgia Southern and Rutgers) ... IU's Offensive Newcomer of the Year ... honorable mention BTN.com Big Ten All-Freshman ... led the team with 704 yards, 143 attempts (4.9 average), six touchdowns and 64.0 yards per game ... TDs and average per rush share second, yardage is fourth, and carries and yards per game rank fifth on Indiana's true freshman single-season lists ... caught nine passes for 60 yards ... started eight times and played in 11 games ... ranked third among Big Ten true freshman running backs in scores (T-9 nationally) and yardage (10th nationally) ... posted two 100-yard games ... lost just 21 yards on the 143 carries ... in his first career start in the Georgia Southern win, he turned in the fourth-highest true freshman rushing total in program history with career-highs in yardage (186), attempts (25) and touchdowns (2) ... averaged 7.4 per rush ... collected 149 yards on 15 rushes (9.9) with two TDs and a career-long rush of 45 yards in the Rutgers victory ... carried the ball 14 times for 68 yards (4.9) with one score against No. 17 Michigan ... IU offensive player of the week (Georgia Southern).

## ELLISON'S CAREER STATS - RUSHING


	GP/GS	Car	Yds	Avg/C	Avg/G	TD	Lg	High
2017	11/8	143	704	4.9	64.0	6	45-RU	186-GS
<b>Totals</b>	<b>11/8</b>	<b>143</b>	<b>704</b>	<b>4.9</b>	<b>64.0</b>	<b>6</b>	<b>45-RU</b>	<b>186-GS</b>

## ELLISON'S CAREER STATS - RECEIVING

	GP/GS	Rec	Yds	Avg/C	Avg/G	TD	Lg	High
2017	11/8	9	60	6.7	5.5	-	18-ILL	30-ILL
<b>Totals</b>	<b>11/8</b>	<b>9</b>	<b>60</b>	<b>6.7</b>	<b>5.5</b>	<b>-</b>	<b>18-ILL</b>	<b>30-ILL</b>

## ELLISON'S GAME-BY-GAME

2017	Rushing				Receiving			
Opponent	No.	Yds	TD	Lg	No.	Yds	TD	Lg
Ohio State	7	24	-	8	1	4	-	4
at Virginia	12	47	-	9	1	4	-	4
GS	25	186	2	34	1	8	-	8
at Penn State	9	53	-	18	-	-	-	-
CSU	16	48	-	9	-	-	-	-
Michigan	14	68	1	31	-	-	-	-
at Michigan St.	17	47	-	7	2	15	-	12
Wisconsin	6	17	-	11	1	2	-	2
at Illinois	13	49	1	10	2	30	-	18
Rutgers	15	149	2	45	1	-3	-	0
at Purdue	9	16	-	7	-	-	-	-
<b>Totals</b>	<b>143</b>	<b>704</b>	<b>6</b>	<b>45</b>	<b>9</b>	<b>60</b>	<b>-</b>	<b>18</b>



## GAVIN EVERETT

69

DL • 6-3, 250 • Jr.-R  
Center Grove, Ind. • Western Illinois University

## 2018 BIO

Made four tackles (3 solo) and two TFLs in the season-opening win at FIU ... tallied two solo stops, a TFL and a PBU in the Virginia win ... had two tackles and a half TFL against No. 23 Michigan State.

## EVERETT'S CAREER STATS

	GP/GS	Solo	Asst	Total	Sack	TFL	FF	FR-Yds	Int-Yds	QBH	PBU
2017	9/-	4	3	7	0.5-5	0.5-5	1	-	-	-	-
2018	5/5	6	2	8	-	3.5-10	-	-	-	-	1
<b>Totals</b>	<b>14/5</b>	<b>10</b>	<b>5</b>	<b>15</b>	<b>0.5-5</b>	<b>4.0-15</b>	<b>1</b>	<b>-</b>	<b>-</b>	<b>-</b>	<b>1</b>

## EVERETT'S CAREER GAME-BY-GAME

2018	Opponent	Solo	Asst	Total	TFL-Yds	Sacks	FF	FR-Yds	Int-Yds	QBH	PBU
	at FIU	3	1	4	2-3	-	-	-	-	-	-
	Virginia	2	-	2	1-6	-	-	-	-	-	1
	Michigan State	1	1	2	0.5-1	-	-	-	-	-	-
	at Rutgers	-	-	-	-	-	-	-	-	-	-
	at Ohio State	-	-	-	-	-	-	-	-	-	-
<b>Totals</b>		<b>6</b>	<b>2</b>	<b>8</b>	<b>3.5-10</b>	<b>-</b>	<b>-</b>	<b>-</b>	<b>-</b>	<b>-</b>	<b>1</b>
2017	Opponent	Solo	Asst	Total	TFL-Yds	Sacks	FF	FR-Yds	Int-Yds	QBH	PBU
	at Virginia	-	-	-	-	-	-	-	-	-	-
	GS	-	-	-	-	-	-	-	-	-	-
	CSU	0	1	1	-	-	-	-	-	-	-
	at Michigan St.	0	1	1	-	-	-	-	-	-	-
	at Maryland	-	-	-	-	-	-	-	-	-	-
	Wisconsin	-	-	-	-	-	-	-	-	-	-
	at Illinois	1	1	2	0.5-5	0.5-5	-	-	-	-	-
	Rutgers	1	0	1	-	-	-	-	-	-	-
	at Purdue	2	0	2	-	-	1	-	-	-	-
<b>Totals</b>		<b>4</b>	<b>3</b>	<b>7</b>	<b>0.5-5</b>	<b>0.5-5</b>	<b>1</b>	<b>-</b>	<b>-</b>	<b>-</b>	<b>-</b>



## BRYANT FITZGERALD

31

DB • 6-0, 214 • R-Fr.  
Indianapolis, Ind. • Avon

## 2018 BIO

Tallied his first career interception at No. 3 Ohio State ... made two solo stops, including a TFL, and forced a fumble against No. 24 Michigan State ... recovered a fumble in the Virginia victory ... recorded three tackles (2 solo) in his first career game at FIU ... made three solo stops in the Ball State win.

## FITZGERALD'S CAREER STATS

	GP/GS	Solo	Asst	Total	Sacks	TFL	FF	FR-Yds	Int-Yds	QBH	PBU
2018	6/0	9	2	11	-	1-6	1	1-0	1-9	-	-
<b>Totals</b>	<b>6/0</b>	<b>9</b>	<b>2</b>	<b>11</b>	<b>-</b>	<b>1-6</b>	<b>1</b>	<b>1-0</b>	<b>1-9</b>	<b>-</b>	<b>-</b>

# FITZGERALD'S GAME-BY-GAME

2018

Opponent	Solo	Ast	Total	TFL-Yds	Sacks	FF	FR-Yds	Int-Yds	QBH	PBU
at FIU	2	1	3	-	-	-	-	-	-	-
Virginia	-	-	-	-	-	-	1-0	-	-	-
Ball State	3	-	3	-	-	-	-	-	-	-
Michigan State	2	-	2	1-6	-	1	-	-	-	-
at Rutgers	-	1	1	-	-	-	-	-	-	-
at Ohio State	2	-	2	-	-	-	-	1-9	-	-
Totals	9	2	11	1-6	-	1	1-0	1-9	-	-



## TY FRYOGLE

3

WR • 6-2, 213 • So.

Lucedale, Miss. • George County

### 2018 BIO

Recorded a career-high 70 yards on five receptions in the win at Rutgers ... tallied five grabs for 33 yards in the season-opening win at FIU ... had three catches for 26 yards at No. 3 Ohio State.

### FRYOGLE'S CAREER STATS - RECEIVING

	GP/GS	Rec	Yds	Avg/C	Avg/G	TD	Lg	High
2017	8/-	1	13	13.0	1.6	-	13-CSU	13-CSU
2018	6/3	17	167	9.8	27.8	-	25-RU	70-RU
Totals	14/3	18	180	10.0	12.9	-	25-RU	70-RU

### FRYOGLE'S GAME-BY-GAME

2018 Opponent	No.	Yds	TD	Lg	2017 Opponent	No.	Yds	TD	Lg
at FIU	5	33	-	12	at Virginia	-	-	-	-
Virginia	2	28	-	18	GS	-	-	-	-
Ball State	1	8	-	8	at Penn State	-	-	-	-
Michigan State	1	2	-	2	CSU	1	13	-	13
at Rutgers	5	70	-	25	Michigan	-	-	-	-
at Ohio State	3	26	-	11	at Michigan St.	-	-	-	-
					Rutgers	-	-	-	-
					at Purdue	-	-	-	-
Totals	17	167	-	25	Totals	1	13	-	13



## COLE GEST

20

RB • 5-8, 194 • So.-R

Lyndhurst, Ohio • St. Edward

### 2018 BIO

Started in the win over FIU ... sufered a season-ending torn ACL in the game.

### GEST'S CAREER STATS - RUSHING

	GP/GS	Car	Yds	Avg/C	Avg/G	TD	Lg	High
2016	3/-	10	47	4.7	15.7	-	15-WF	22-WF
2017	10/1	93	428	4.6	42.8	1	42-GA	104-RU
2018	1/1	5	17	3.4	17	-	6-FIU	17-FIU
Totals	14/2	108	492	4.6	35.1	1	42-GA	104-RU

### GEST'S CAREER STATS - RECEIVING

	GP/GS	Rec	Yds	Avg/C	Avg/G	TD	Lg	High
2016	3/-	1	2	2.0	0.7	-	2-BSU	2-BSU
2017	10/1	10	83	8.3	8.3	1	23-MD	28-MD
2018	1/1	1	10	10.0	10.0	-	10-FIU	10-FIU
Totals	14/2	12	95	7.9	6.8	1	23-MD	28-MD

### GEST'S CAREER STATS - KICK RETURNS

	GP/GS	No	Yds	Avg/R	Avg/G	TD	Lg	High
2016	3/-	5	110	22.0	36.7	-	24-WF	68-BSU
2017	10/1	1	21	21.0	2.1	-	21-CSU	21-CSU
2018	1/1	-	-	-	-	-	-	-
Totals	14/2	6	131	21.8	10.1	-	24-WF	68-BSU

### GEST'S GAME-BY-GAME

2018 Opponent	No.	Yds	TD	Lg	2017 Opponent	No.	Yds	TD	Lg	Kick Returns No.	Yds	TD	Lg
at FIU	5	17	-	6		1	10	-	10	-	-	-	-
Totals	5	17	-	6		1	10	-	10	-	-	-	-

2017 Opponent	No.	Yds	TD	Lg	Receiving No.	Yds	TD	Lg	Kick Returns No.	Yds	TD	Lg
Ohio State	2	5	-	4	2	12	-	12	-	-	-	-
at Virginia	2	8	-	7	-	-	-	-	-	-	-	-
GS	4	45	-	42	-	-	-	-	-	-	-	-
at Penn State	10	48	-	11	-	-	-	-	-	-	-	-
CSU	7	47	-	14	-	-	-	-	1	21	-	21
at Michigan St.	3	11	-	5	-	-	-	-	-	-	-	-
at Maryland	12	38	-	8	2	28	1	23	-	-	-	-
at Illinois	17	82	-	25	3	27	-	16	-	-	-	-
Rutgers	23	104	1	15	1	9	-	9	-	-	-	-
at Purdue	13	40	-	11	2	7	-	6	-	-	-	-
Totals	93	428	1	42	10	83	1	23	1	21	-	21
2016 Opponent	No.	Yds	TD	Lg	Receiving No.	Yds	TD	Lg	Kick Returns No.	Yds	TD	Lg
at FIU	6	17	-	11	-	-	-	-	-	-	-	-
Ball State	1	8	-	8	1	2	-	2	3	68	-	24
Wake Forest	3	22	-	15	-	-	-	-	2	42	-	24
Totals	10	47	-	15	1	2	-	2	5	110	-	24



## DONAVAN HALE

6

WR • 6-4, 229 • Jr.-R

Largo, Fla. • Largo

### 2018 BIO

Collected his first career multi-TD game, making four grabs for 60 yards and two scores in the win at FIU ... followed that up with four grabs for 56 yards and a score in the win over Virginia ... had his fourth TD reception of the season at No. 3 Ohio State ... made three grabs for 31 yards against No. 24 Michigan State ... tallied three receptions for 29 yards in the Rutgers win.

### HALE'S CAREER STATS - RECEIVING

	GP/GS	Rec	Yds	Avg/C	Avg/G	TD	Lg	High
2015	10/-	1	10	10.0	1.1	-	10-UM	10-UM
2016	12/-	13	210	16.2	17.5	1	49-WF	49-WF
2017	3/2	7	116	16.6	29.0	1	32-UVA	67-OSU
2018	6/2	15	179	11.9	29.8	4	34-FIU	60-FIU
Totals	32/4	36	515	14.3	16.1	6	49-WF	60-FIU

### HALE'S GAME-BY-GAME

2018 Opponent	No.	Yds	TD	Lg	2017 Opponent	No.	Yds	TD	Lg
at FIU	4	60	2	34	Ohio State	5	67	-	28
Virginia	4	56	1	33	at Virginia	2	49	1	32
Ball State	-	-	-	-	at Penn State	-	-	-	-
Michigan State	3	31	-	13					
at Rutgers	3	29	-	12					
at Ohio State	1	3	1	3					
Totals	15	179	4	34	Totals	7	116	1	32
2016 Opponent	No.	Yds	TD	Lg	2015 Opponent	No.	Yds	TD	Lg
at FIU	1	18	-	18	FIU	-	-	-	-
Ball State	-	-	-	-	WKU	-	-	-	-
Wake Forest	1	49	1	49	at Wake Forest	-	-	-	-
at Ohio State	1	1	-	1	Ohio State	-	-	-	-
Nebraska	1	18	-	18	Rutgers	-	-	-	-
at Northwestern	3	15	-	10	at Michigan St.	-	-	-	-
Maryland	1	16	-	16	Iowa	-	-	-	-
at Rutgers	3	48	-	32	Michigan	1	10	-	10
Penn State	2	45	-	27	vs. Duke	-	-	-	-
at Michigan	-	-	-	-					
Purdue	-	-	-	-					
vs. Utah	-	-	-	-					
Totals	13	210	1	49	Totals	1	10	-	10





## J-SHUN HARRIS II

5

WR • 5-8, 172 • Sr.-R  
Fishers, Ind. • Fishers, Ind.

### 2018 BIO

Was named Big Ten Special Teams Player of the Week after returning an 86-yard punt for a score, the longest return of his career and his third career punt return for a TD ... made a career-high eight grabs for a personal best 104 yards at No. 3 Ohio State ... hauled in seven receptions to go along with 54 yards and a touchdown in the win at Rutgers ... made six grabs for 42 yards and had one punt return for 19 yards against No. 24 Michigan State ... returned to his punt return role in the win at FIU, having one return for six yards.

### HARRIS' CAREER STATS - RECEIVING

	GP/GS	Rec	Yds	Avg/C	Avg/G	TD	Lg	High
2014	12/6	18	168	9.3	14.0	2	33-MIZZ	68-BG
2017	7/1	3	14	4.7	2.0	-	4-OSU	4-OSU
2018	6/2	22	206	9.4	34.3	1	30-OSU	104-OSU
<b>Totals</b>	<b>25/9</b>	<b>43</b>	<b>388</b>	<b>9.0</b>	<b>15.5</b>	<b>3</b>	<b>33-MIZZ</b>	<b>104-OSU</b>

### HARRIS' CAREER STATS - PUNT RETURNS

	GP/GS	No	Yds	Avg/R	Avg/G	TD	Lg	High
2014	12/6	3	12	4.0	1.0	-	14-ISU	18-ISU
2017	7/1	14	266	19.0	38.0	2	70-GS	109-UVA
2018	6/2	10	138	13.8	23.0	1	86-BSU	103-BSU
<b>Totals</b>	<b>25/9</b>	<b>27</b>	<b>416</b>	<b>15.8</b>	<b>16.0</b>	<b>3</b>	<b>86-BSU</b>	<b>109-UVA</b>

### HARRIS' GAME-BY-GAME

2018	Receiving				Punt Returns			
Opponent	No.	Yds	TD	Lg	No.	Yds	TD	Lg
at FIU	-	-	-	-	1	6	-	6
Virginia	-	-	-	-	3	2	-	4
Ball State	1	6	-	6	4	103	1	86
Michigan State	6	42	-	10	1	19	-	19
at Rutgers	7	54	1	25	-	-	-	-
at Ohio State	8	104	-	30	1	8	-	8
<b>Totals</b>	<b>22</b>	<b>206</b>	<b>1</b>	<b>30</b>	<b>10</b>	<b>138</b>	<b>1</b>	<b>86</b>
2017	Receiving				Punt Returns			
Opponent	No.	Yds	TD	Lg	No.	Yds	TD	Lg
Ohio State	1	4	-	4	-	-	-	-
at Virginia	-	-	-	-	5	109	1	44
GS	-	-	-	-	2	74	1	70
at Penn State	-	-	-	-	1	-1	-	0
Michigan	1	-4	-	0	3	74	-	53
at Michigan St.	1	14	-	14	3	10	-	8
at Maryland	-	-	-	-	-	-	-	-
<b>Totals</b>	<b>3</b>	<b>14</b>	<b>-</b>	<b>4</b>	<b>14</b>	<b>266</b>	<b>2</b>	<b>70</b>
2014	Receiving				Punt Returns			
Opponent	No.	Yds	TD	Lg	No.	Yds	TD	Lg
Indiana State	2	12	-	12	2	18	-	14
at BGSU	7	68	1	22	-	-	-	-
at Mizzou	2	43	1	33	-	-	-	-
Maryland	1	9	-	9	-	-	-	-
North Texas	1	8	-	8	-	-	-	-
at Iowa	1	-1	-	-	-	-	-	-
Michigan State	-	-	-	-	-	-	-	-
at Michigan	-	-	-	-	-	-	-	-
Penn State	-	-	-	-	1	-6	-	-
at Rutgers	2	13	-	8	-	-	-	-
at Ohio State	-	-	-	-	-	-	-	-
Purdue	2	16	-	12	-	-	-	-
<b>Totals</b>	<b>18</b>	<b>168</b>	<b>2</b>	<b>33</b>	<b>3</b>	<b>12</b>	<b>-</b>	<b>14</b>



## PEYTON HENDERSHOT

86

TE • 6-4, 245 • Fr.-R  
North Salem, Ind. • Tri-West HS

### 2018 BIO

Has started all six games at tight end this season ... tallied two catches for a career-high 47 yards, including a career-long reception of 25 yards in the win at Rutgers ... recorded a 32-yard TD reception at No. 3 Ohio State ... made his first career start and caught his first career touchdown in the win at FIU ... added three receptions for 22 yards in the Ball State win.

### HENDERSHOT'S CAREER STATS - RECEIVING

	GP/GS	Rec	Yds	Avg/C	Avg/G	TD	Lg	High
2017	4/0	0	0	0	0	0	-	-
2018	6/6	9	112	12.4	18.7	2	32-OSU	47-RU
<b>Totals</b>	<b>10/6</b>	<b>9</b>	<b>112</b>	<b>12.4</b>	<b>11.2</b>	<b>2</b>	<b>32-OSU</b>	<b>47-RU</b>

### HENDERSHOT'S GAME-BY-GAME

2018	Receiving				2017	Receiving			
Opponent	No.	Yds	TD	Lg	Opponent	No.	Yds	TD	Lg
FIU	1	3	1	3	Ohio State	-	-	-	-
Virginia	2	8	-	4	at Virginia	-	-	-	-
Ball State	3	22	-	8	GS	-	-	-	-
Michigan State	-	-	-	-	at Penn State	-	-	-	-
at Rutgers	2	47	-	25					
at Ohio State	1	32	1	32					
<b>Total</b>	<b>9</b>	<b>112</b>	<b>2</b>	<b>32</b>	<b>Totals</b>	<b>-</b>	<b>-</b>	<b>-</b>	<b>-</b>



## JEROME JOHNSON

98

DL • 6-3, 295 • So.-R  
Bassfield, Miss. • Bassfield

### 2018 BIO

Tallied a sack and forced fumble to go along with four tackles (2 solo) in the season-opening win at FIU ... had four tackles (2 solo) in the win at Rutgers to go along with a QB hurry ... recorded three tackles at No. 3 Ohio State ... made one stop in his first career start against No. 24 Michigan State ... added a solo stop in the Virginia win.

### JOHNSON'S CAREER STATS

	GP/GS	Solo	Ast	Total	Sack	TFL	FF	FR-Yds	Int-Yds	QBH	PBU
2017	12/-	10	8	18	1-0	3.5-4	-	-	-	-	-
2018	6/3	7	7	14	1-8	1-8	1	-	-	1	-
<b>Totals</b>	<b>18/3</b>	<b>17</b>	<b>15</b>	<b>32</b>	<b>2-8</b>	<b>4.5-12</b>	<b>1</b>	<b>-</b>	<b>-</b>	<b>1</b>	<b>-</b>

### JOHNSON'S GAME-BY-GAME

2018	Solo	Ast	Total	TFL-Yds	Sacks	FF	FR-Yds	Int-Yds	QBH	PBU
Opponent										
at FIU	2	2	4	1-8	1-8	1	-	-	-	-
Virginia	1	-	1	-	-	-	-	-	-	-
Ball State	-	-	-	-	-	-	-	-	-	-
Michigan State	-	1	1	-	-	-	-	-	-	-
at Rutgers	2	2	4	-	-	-	-	-	1	-
at Ohio State	2	1	3	-	-	-	-	-	-	-
<b>Totals</b>	<b>7</b>	<b>7</b>	<b>14</b>	<b>1-8</b>	<b>1-8</b>	<b>1</b>	<b>-</b>	<b>-</b>	<b>1</b>	<b>-</b>
2017	Solo	Ast	Total	TFL-Yds	Sacks	FF	FR-Yds	Int-Yds	QBH	PBU
Opponent										
Ohio State	-	-	-	-	-	-	-	-	-	-
at Virginia	3	1	4	1-1	-	-	-	-	-	-
GS	-	-	-	-	-	-	-	-	-	-
at Penn State	1	-	1	-	-	-	-	-	-	-
CSU	1	2	3	-	-	-	-	-	-	-
Michigan	1	-	1	-	-	-	-	-	-	-
at Michigan St.	-	2	2	-	-	-	-	-	-	-
at Maryland	1	1	2	-	1-0	-	-	-	-	-
Wisconsin	2	1	3	1.5-2	-	-	-	-	-	-
at Illinois	-	-	-	-	-	-	-	-	-	-
Rutgers	1	-	1	1.0-1	-	-	-	-	-	-
at Purdue	-	1	1	-	-	-	-	-	-	-
<b>Totals</b>	<b>10</b>	<b>8</b>	<b>18</b>	<b>3.5-4</b>	<b>1-0</b>	<b>-</b>	<b>-</b>	<b>-</b>	<b>-</b>	<b>-</b>



## REAKWON JONES

7

LB • 6-2, 235 • Jr.-R

Lynn Haven, Fla. • A. Crawford Mosley

### 2018 BIO

Earned Defensive Player of the Game honors in the win over Virginia, where he made five tackles (3 solo) and a half tackle for loss ... followed that up with Co-Defensive Player of the Game laurels in the win over Ball State, making five tackles (all solo), his first career sack and a career-high two tackles for loss ... tallied seven tackles (4 solo) and a TFL at No. 3 Ohio State ... made his first career start in the FIU victory, tallying three solo tackles and one TFL ... recovered a fumble against No. 24 Michigan State ... tallied three tackles and two PBUs in the win at Rutgers.

### JONES' CAREER STATS

	GP/GS	Solo	Asst	Total	Sack	TFL	FF	FR-Yds	Int-Yds	QBH	PBU
2016	11/0	1	1	2	-	-	-	-	-	-	-
2017	10/0	3	4	7	-	-	-	-	-	-	-
2018	6/6	17	7	24	1-2	4.5-7	-	1-0	-	-	2
<b>Totals</b>	<b>27/6</b>	<b>21</b>	<b>12</b>	<b>33</b>	<b>1-2</b>	<b>4.5-7</b>	<b>-</b>	<b>1-0</b>	<b>-</b>	<b>-</b>	<b>2</b>

### JONES' GAME-BY-GAME

2018	Opponent	Solo	Asst	Total	TFL-Yds	Sacks	FF	FR-Yds	Int-Yds	QBH	PBU
	at FIU	3	-	3	1-1	-	-	-	-	-	-
	Virginia	3	2	5	.5-1	-	-	-	-	-	-
	Ball State	5	-	5	2-3	1-2	-	-	-	-	-
	Michigan State	1	-	1	-	-	-	1-0	-	-	-
	at Rutgers	1	2	3	-	-	-	-	-	-	2
	at Ohio State	4	3	7	1-2	-	-	-	-	-	-
	<b>Totals</b>	<b>17</b>	<b>7</b>	<b>24</b>	<b>4.5-7</b>	<b>1-2</b>	<b>-</b>	<b>1-0</b>	<b>-</b>	<b>-</b>	<b>2</b>

2017	Opponent	Solo	Asst	Total	TFL-Yds	Sacks	FF	FR-Yds	Int-Yds	QBH	PBU
	Ohio State	-	-	0	-	-	-	-	-	-	-
	at Virginia	-	-	0	-	-	-	-	-	-	-
	GS	1	-	1	-	-	-	-	-	-	-
	at Penn State	-	-	-	-	-	-	-	-	-	-
	CSU	2	1	2	-	-	-	-	-	-	-
	Michigan	-	-	-	-	-	-	-	-	-	-
	at Maryland	-	-	-	-	-	-	-	-	-	-
	at Illinois	-	1	1	-	-	-	-	-	-	-
	Rutgers	-	1	1	-	-	-	-	-	-	-
	at Purdue	-	1	1	-	-	-	-	-	-	-
	<b>Totals</b>	<b>3</b>	<b>4</b>	<b>7</b>	<b>-</b>	<b>-</b>	<b>-</b>	<b>-</b>	<b>-</b>	<b>-</b>	<b>-</b>

2016	Opponent	Solo	Asst	Total	TFL-Yds	Sacks	FF	FR-Yds	Int-Yds	QBH	PBU
	Ball State	1	-	-	-	-	-	-	-	-	-
	Wake Forest	-	1	-	-	-	-	-	-	-	-
	Michigan State	-	-	-	-	-	-	-	-	-	-
	Nebraska	-	-	-	-	-	-	-	-	-	-
	at N'western	-	-	-	-	-	-	-	-	-	-
	Maryland	-	-	-	-	-	-	-	-	-	-
	at Rutgers	-	-	-	-	-	-	-	-	-	-
	Penn State	-	-	-	-	-	-	-	-	-	-
	at Michigan	-	-	-	-	-	-	-	-	-	-
	Purdue	-	-	-	-	-	-	-	-	-	-
	vs. Utah	1	-	-	-	-	-	-	-	-	-
	<b>Totals</b>	<b>1</b>	<b>1</b>	<b>2</b>	<b>-</b>	<b>-</b>	<b>-</b>	<b>-</b>	<b>-</b>	<b>-</b>	<b>-</b>



## LOGAN JUSTUS

82

K • 5-11, 180 • Jr.-R

McCordsville, Ind. • Mt. Vernon

### 2018 BIO

Connected on two field goals against No. 24 Michigan State and at No. 3 Ohio State ... hit a career-long field goal of 44 yards in the win at Rutgers ... hit a 36-yard field goal and made all five extra-point attempts in the FIU win ... connected on a 21-yard field goal and hit all-five extra points in the Ball State victory.

### JUSTUS' CAREER STATS

	GP	FG	PCT.	PAT	PTS	0-29	30-39	40-49	50+	LG
2018	6	7-9	.778	18-19	39	1-1	5-5	1-1	0-0	44-RUT
<b>Totals</b>	<b>6</b>	<b>7-9</b>	<b>.778</b>	<b>18-19</b>	<b>39</b>	<b>1-1</b>	<b>5-5</b>	<b>1-1</b>	<b>0-0</b>	<b>44-RUT</b>

### JUSTUS' GAME-BY-GAME

2018	Field Goals			XP			Kickoffs		
Opponent	Att-Made	Lg	Blkd	Att-Mad	No	Yds	Avg	TB	
at FIU	1-1	36	-	5-5	-	-	-	-	
Virginia	0-1	-	1	2-3	-	-	-	-	
Ball State	1-1	21	-	5-5	-	-	-	-	
Michigan State	2-2	36	-	1-1	-	-	-	-	
at Rutgers	1-1	44	-	3-3	-	-	-	-	
at Ohio State	2-3	37	-	2-2	-	-	-	-	
Totals	7-9	44	1	18-19	-	-	-	-	



## BRANDON KNIGHT

62

OL • 6-5, 307 • Sr.

Noblesville, Ind. • Noblesville

### 2018 BIO

Has started at right tackle in the first six games of 2018 ... earned Co-Offensive Player of the Game honors in the Virginia win.



## RAHEEM LAYNE

17

DB • 6-1, 195 • So.

Deland, Fla. • Sebastian River

### 2018 BIO

Made a career-high five tackles (3 solo) at No. 3 Ohio State ... made three solo stops in the win over Virginia ... made three tackles in the Ball State victory... recorded three stops and two PBUs in the win at Rutgers ... added three solo stops against No. 24 Michigan State ... appeared in the season-opening win at FIU, making one solo stop.

### LAYNE'S CAREER STATS

	GP/GS	Solo	Asst	Total	Sack	TFL	FF	FR-Yds	Int-Yds	QBH	PBU
2017	12/1	12	1	13	-	-	-	-	-	-	-
2018	6/4	13	5	18	-	-	-	-	-	-	2
<b>Totals</b>	<b>18/5</b>	<b>25</b>	<b>6</b>	<b>31</b>	<b>-</b>	<b>-</b>	<b>-</b>	<b>-</b>	<b>-</b>	<b>-</b>	<b>2</b>

### LAYNE'S GAME-BY-GAME

2018	Opponent	Solo	Asst	Total	TFL-Yds	Sacks	FF	FR-Yds	Int-Yds	QBH	PBU
	at FIU	1	-	1	-	-	-	-	-	-	-
	Virginia	3	-	3	-	-	-	-	-	-	-
	Ball State	1	2	3	-	-	-	-	-	-	-
	Michigan State	3	-	3	-	-	-	-	-	-	-
	at Rutgers	2	1	3	-	-	-	-	-	-	2
	at Ohio State	3	2	5	-	-	-	-	-	-	-
	<b>Totals</b>	<b>13</b>	<b>5</b>	<b>18</b>	<b>-</b>	<b>-</b>	<b>-</b>	<b>-</b>	<b>-</b>	<b>-</b>	<b>2</b>

2017	Opponent	Solo	Asst	Total	TFL-Yds	Sacks	FF	FR-Yds	Int-Yds	QBH	PBU
	Ohio State	3	-	3	-	-	-	-	-	-	-
	at Virginia	-	-	-	-	-	-	-	-	-	-
	GS	3	-	3	-	-	-	-	-	-	-
	at Penn State	1	-	1	-	-	-	-	-	-	-
	CSU	-	-	-	-	-	-	-	-	-	-
	Michigan	1	-	1	-	-	-	-	-	-	-
	at Michigan St.	-	-	-	-	-	-	-	-	-	-
	at Maryland	-	-	-	-	-	-	-	-	-	-
	Wisconsin	1	1	2	-	-	-	-	-	-	-
	at Illinois	1	-	1	-	-	-	-	-	-	-
	Rutgers	2	-	2	-	-	-	-	-	-	-
	at Purdue	-	-	-	-	-	-	-	-	-	-
	<b>Totals</b>	<b>12</b>	<b>1</b>	<b>13</b>	<b>-</b>	<b>-</b>	<b>-</b>	<b>-</b>	<b>-</b>	<b>-</b>	<b>-</b>



## NICK LINDER

50

OL • 6-3, 306 • Gr.

Fort Lauderdale, Fla. • Miami (Fla.)

Graduated with a degree in finance and entrepreneurship from the University of Miami ... pursuing master's degree through IU's Kelley School of Business ... has played in 37 games and started 28, 24 at center and four at left guard ... participated in 2018 spring practice.

### 2018 BIO

Has appeared in all six games this season, making two starts ... Earned Co-Offensive Player of the Game honors in the Virginia win ... made his first start in an IU uniform in the Rutgers win.



## HUNTER LITTLEJOHN

68

OL • 6-3, 304 • Jr.-R  
Powell, Ohio • Olentangy Liberty

### 2018 BIO

Has started four games at center this season ... Earned Co-Offensive Player of the Game honors in the Virginia win.



## MIKE MAJETTE

24

RB • 5-11, 215 • Sr.  
Woodbridge, Va. • Woodbridge Senior

### 2018 BIO

Made three grabs for 23 yards at No. 3 Ohio State ... gained 19 yards on the ground and notched a nine-yard TD reception in the season-opening victory at FIU.

### MAJETTE'S CAREER STATS - RUSHING

	GP/GS	Car	Yds	Avg/C	Avg/G	TD	Lg	High
2015	12/-	37	181	4.9	15.1	-	28-PU	83-RU
2016	8/-	39	180	4.6	22.5	-	48-BSU	47-FIU
2017	5/3	22	22	1.0	4.4	-	9-OSU	15-UVA
2018	6/-	8	17	2.1	2.8	-	14-FIU	19-FIU
<b>Totals</b>	<b>31/3</b>	<b>106</b>	<b>400</b>	<b>3.8</b>	<b>12.9</b>	<b>-</b>	<b>48-BSU</b>	<b>83-RU</b>

### MAJETTE'S CAREER STATS - RECEIVING

	GP/GS	Rec	Yds	Avg/C	Avg/G	TD	Lg	High
2015	12/-	5	44	8.8	3.7	1	17-RU	33-RU
2016	8/-	7	87	12.4	10.9	-	28-FIU	54-FIU
2017	5/3	12	90	7.5	18.0	-	20-U-M	49-U-M
2018	6/-	10	39	3.9	6.5	1	9-UVA	12-MSU
<b>Totals</b>	<b>31/3</b>	<b>34</b>	<b>260</b>	<b>7.6</b>	<b>8.4</b>	<b>2</b>	<b>28-FIU</b>	<b>54-FIU</b>

### MAJETTE'S GAME-BY-GAME

2018	Rushing				Receiving			
Opponent	No.	Yds	TD	Lg	No.	Yds	TD	Lg
at FIU	5	19	-	14	1	9	1	9
Virginia	-	-	-	-	1	-7	-	9
Ball State	1	-3	-	0	1	2	-	2
Michigan State	-	-	-	-	4	12	-	5
at Rutgers	1	-	-	-	-	-	-	-
at Ohio State	1	1	-	1	3	23	-	17
<b>Totals</b>	<b>8</b>	<b>17</b>	<b>-</b>	<b>14</b>	<b>10</b>	<b>39</b>	<b>1</b>	<b>17</b>
2017	Rushing				Receiving			
Opponent	No.	Yds	TD	Lg	No.	Yds	TD	Lg
Ohio State	7	6	-	9	4	22	-	16
Virginia	12	15	-	5	2	18	-	19
CSU	2	3	-	2	1	1	-	1
Michigan	1	-2	-	0	5	49	-	20
at Michigan St.	-	-	-	-	-	-	-	-
<b>Totals</b>	<b>22</b>	<b>22</b>	<b>-</b>	<b>9</b>	<b>12</b>	<b>90</b>	<b>-</b>	<b>20</b>
2016	Rushing				Receiving			
Opponent	No.	Yds	TD	Lg	No.	Yds	TD	Lg
at FIU	10	47	-	11	2	54	-	28
Ball State	6	57	-	48	-	-	-	-
Wake Forest	3	13	-	8	1	7	-	7
Michigan State	4	10	-	6	-	-	-	-
at Ohio State	6	4	-	3	2	16	-	9
Nebraska	3	5	-	3	1	-1	-	-
at Northwestern	2	2	-	2	-	-	-	-
Maryland	5	42	-	27	1	11	-	11
<b>Totals</b>	<b>39</b>	<b>180</b>	<b>-</b>	<b>48</b>	<b>7</b>	<b>87</b>	<b>-</b>	<b>28</b>

2015	Rushing				Receiving			
Opponent	No.	Yds	TD	Lg	No.	Yds	TD	Lg
SIU	-	-	-	-	-	-	-	-
FIU	-	-	-	-	-	-	-	-
WKU	-	-	-	-	-	-	-	-
at Wake Forest	-	-	-	-	-	-	-	-
Ohio State	-	-	-	-	-	-	-	-
at Penn State	1	4	-	4	-	-	-	-
Rutgers	11	83	-	21	3	33	1	17
at Michigan St.	6	21	-	9	-	-	-	-
Iowa	4	4	-	2	1	3	-	3
Michigan	2	6	-	4	1	8	-	8
at Maryland	9	32	-	9	-	-	-	-
at Purdue	4	31	-	28	-	-	-	-
<b>Totals</b>	<b>37</b>	<b>181</b>	<b>-</b>	<b>28</b>	<b>5</b>	<b>44</b>	<b>1</b>	<b>17</b>



## DEVON MATTHEWS

27

DB • 6-2, 206 • Fr.  
Jacksonville, Fla • Ribault

### 2018 BIO

Recorded his first career interception at No. 3 Ohio State ... made five tackles (3 solo) in the win at Rutgers ... tallied back-to-back three-tackle games in the wins over Virginia and Ball State ... recovered a fumble in his first career game at FIU.

### MATTHEW'S CAREER STATS

	GP/GS	Solo	Ast	Total	Sack	TFL	FF	FR-Yds	Int-Yds	QBH	PBU
2018	6/0	7	5	12	-	-	-	1-0	1-0	-	1
<b>Totals</b>	<b>6/0</b>	<b>7</b>	<b>5</b>	<b>12</b>	<b>-</b>	<b>-</b>	<b>-</b>	<b>1-0</b>	<b>1-0</b>	<b>-</b>	<b>1</b>

### MATTHEW'S CAREER GAME-BY-GAME

2018	Opponent	Solo	Ast	Total	TFL-Yds	Sacks	FF	FR-Yds	Int-Yds	QBH	PBU
	at FIU	-	-	-	-	-	-	1-0	-	-	-
	Virginia	2	1	3	-	-	-	-	-	-	-
	Ball State	2	1	3	-	-	-	-	-	-	-
	Michigan State	-	-	-	-	-	-	-	-	-	1
	at Rutgers	3	2	5	-	-	-	-	-	-	-
	at Ohio State	-	1	1	-	-	-	-	1-0	-	-
	<b>Totals</b>	<b>7</b>	<b>5</b>	<b>12</b>	<b>-</b>	<b>-</b>	<b>-</b>	<b>1-0</b>	<b>1-0</b>	<b>-</b>	<b>1</b>



## WES MARTIN

76

OL • 6-3, 316 • Sr.-R  
West Milton, Ohio • Milton-Union

Martin has started 31 straight games at left guard and 36 overall in his career.

### 2018 BIO

Has started all six games at left guard to open the season ... Earned Co-Offensive Player of the Game honors in the Virginia win.



## MICAH MCFADDEN

47

LB • 6-2, 227 • Fr.  
Tampa, Fla • Plant

### 2018 BIO

Forced a fumble, made four solo stops and recroded a TFL in the win over Virginia ... tallied two solo stops and a QB hurry in the Ball State victory.

### MCFADDEN'S CAREER STATS

	GP/GS	Solo	Ast	Total	Sack	TFL	FF	FR-Yds	Int-Yds	QBH	PBU
2018	6/0	7	0	7	-	1-3	1	-	-	1	-
<b>Totals</b>	<b>6/0</b>	<b>7</b>	<b>0</b>	<b>7</b>	<b>-</b>	<b>1-3</b>	<b>1</b>	<b>-</b>	<b>-</b>	<b>1</b>	<b>-</b>



### MCFADDEN'S CAREER GAME-BY-GAME

2018

Opponent	Solo	Ast	Total	TFL-Yds	Sacks	FF	FR-Yds	Int-Yds	QBH	PBU
at FIU	-	-	-	-	-	-	-	-	-	-
Virginia	4	-	4	1-3	-	1	-	-	-	-
Ball State	2	-	2	-	-	-	-	-	1	-
Michigan State	-	-	-	-	-	-	-	-	-	-
at Rutgers	-	-	-	-	-	-	-	-	-	-
at Ohio State	1	-	1	-	-	-	-	-	-	-
<b>Totals</b>	<b>7</b>	<b>-</b>	<b>7</b>	<b>1-3</b>	<b>-</b>	<b>1</b>	<b>-</b>	<b>-</b>	<b>1</b>	<b>-</b>



### MICHAEL PENIX JR.

9

QB • 6-3, 206 • Fr.  
Tampa, Fla. • Tampa Bay Tech

### 2018 BIO

Came off the bench in the third quarter in the win at FIU, going 8-of-10 for 96 yards while throwing his first career touchdown pass ... went 4-for-5 for 29 yards in the Ball State victory.

### PENIX'S CAREER STATS - PASSING

	GP/GS	Comp	Att	TD	Int	Yds	P/G	LG	High
2018	2/0	12	15	1	0	125	62.5	34-FIU	34-FIU
<b>Totals</b>	<b>2/0</b>	<b>12</b>	<b>15</b>	<b>1</b>	<b>0</b>	<b>125</b>	<b>62.5</b>	<b>34-FIU</b>	<b>34-FIU</b>

### PENIX'S CAREER STATS - RUSHING

	GP/GS	CAR	YDS	YPC	AVG	TD	HIGH
2018	2/0	5	21	4.2	10.5	0	13-BSU
<b>Totals</b>	<b>2/0</b>	<b>5</b>	<b>21</b>	<b>4.2</b>	<b>10.5</b>	<b>0</b>	<b>13-BSU</b>

### PENIX'S GAME-BY-GAME (PASSING)

2018

Opponent	Comp	Att	TD	INT	Pct.	Yds	Lg
at FIU	8	10	1	-	.800	96	34
Ball State	4	5	0	-	.800	29	14
<b>Totals</b>	<b>12</b>	<b>15</b>	<b>1</b>	<b>-</b>	<b>.800</b>	<b>125</b>	<b>34</b>

### PENIX'S GAME-BY-GAME (RUSHING)

2018

Opponent	No.	Yds	TD	Lg
at FIU	2	8	0	5
Ball State	3	13	0	12
<b>Totals</b>	<b>5</b>	<b>21</b>	<b>0</b>	<b>17</b>



### WHOP PHILYOR

22

WR • 5-11, 180 • So.  
Tampa, Fla • Plant

### 2018 BIO

Matched his career-high with 13 grabs for 148 yards and a 65-yard touchdown against No. 24 Michigan State ... made his first career start in the win at FIU, making two grabs for 27 yards while adding two rushes for 23 yards ... tallied three receptions and had a 29-yard rush in the Ball State win.

### PHILYOR'S CAREER STATS - RECEIVING

	GP/GS	Rec	Yds	Avg/C	Avg/G	TD	Lg	High
2017	11/-	33	335	10.2	30.5	3	36-RU	127-MD
2018	4/3	18	194	10.8	48.5	1	65-MSU	148-MSU
<b>Totals</b>	<b>15/3</b>	<b>51</b>	<b>529</b>	<b>10.4</b>	<b>35.3</b>	<b>4</b>	<b>65-MSU</b>	<b>148-MSU</b>

### PHILYOR'S GAME-BY-GAME

2018 Opponent	Receiving No.	Yds	TD	Lg	2017 Opponent	Receiving No.	Yds	TD	Lg
at FIU	2	27	-	19	at Virginia	-	-	-	-
Virginia	-	-	-	-	GS	1	7	-	7
Ball State	3	19	-	14	at Penn State	1	4	-	4
Michigan State	13	148	1	65	CSU	2	16	-	12
					Michigan	3	13	1	8
					at Michigan St.	1	20	-	20
					at Maryland	13	127	1	17
					Wisconsin	5	55	-	24
					at Illinois	2	14	-	17
					Rutgers	4	70	-	36
					at Purdue	1	9	1	9
<b>Totals</b>	<b>18</b>	<b>194</b>	<b>1</b>	<b>65</b>	<b>Totals</b>	<b>33</b>	<b>335</b>	<b>3</b>	<b>36</b>



### PEYTON RAMSEY

12

QB • 6-2, 210 • So.-R  
Cincinnati, Ohio

### 2018 BIO

Had a career-high 322 yards through the air while matching his career-high in TD passes with three at No. 3 Ohio State ... threw three TD passes to go along with 156 yards passing and 36 yards on the ground in the FIU win ... was named Offensive Player of the Game in the Ball State win, as he went 20-for-27 for 173 yards and a rushing score to go along with 43 yards on the ground ... completed 16-of-22 passes for 150 yards and two scores in the Virginia win ... tallied 27 completions for 288 yards and a touchdown in the win at Rutgers to go along with a 51 yards on 10 carries and a rushing score ... matched his career-high with 32 completions to go along with 272 yards against No. 24 Michigan State.

### RAMSEY'S CAREER STATS - PASSING

	GP/GS	Comp	Att	TD	Int	Yds	P/G	LG	High
2017	9/4	134	205	10	5	1252	139.1	45-MD	321-CSU
2018	6/6	141	211	11	5	1361	226.8	65-MSU	322-OSU
<b>Totals</b>	<b>15/10</b>	<b>275</b>	<b>416</b>	<b>21</b>	<b>10</b>	<b>2613</b>	<b>174.2</b>	<b>65-MSU</b>	<b>322-OSU</b>

### RAMSEY'S CAREER STATS - RUSHING

	GP/GS	CAR	YDS	YPC	AVG	TD	HIGH
2017	9/4	92	226	2.5	25.1	2	54-CSU
2018	6/6	61	180	3.0	30.0	2	51-RUT
<b>Totals</b>	<b>15/10</b>	<b>153</b>	<b>406</b>	<b>2.7</b>	<b>27.1</b>	<b>4</b>	<b>54-CSU</b>

### RAMSEY'S GAME-BY-GAME (PASSING)

2018

Opponent	Comp	Att	TD	INT	Pct.	Yds	Lg
at FIU	20	27	3	1	.741	156	18
Virginia	16	22	2	1	.727	150	33
Ball State	20	27	-	-	.741	173	22
Michigan State	32	46	2	2	.696	272	65
at Rutgers	27	40	1	1	.675	288	25
at Ohio State	26	49	3	-	.531	322	38
<b>Totals</b>	<b>141</b>	<b>211</b>	<b>11</b>	<b>5</b>	<b>.668</b>	<b>1361</b>	<b>65</b>

2017

Opponent	Comp	Att	TD	INT	Pct.	Yds	Lg
Ohio State	2	3	-	-	.666	10	6
at Virginia	16	20	2	-	.800	173	32
GS	3	8	1	-	.375	55	42
at Penn State	8	17	1	1	.471	78	23
CSU	32	41	2	1	.780	321	45
Michigan	20	41	1	2	.488	178	24
at Michigan State	22	34	-	-	.647	158	29
at Maryland	31	41	3	1	.756	279	34
Rutgers	-	-	-	-	-	-	-
<b>Totals</b>	<b>134</b>	<b>205</b>	<b>10</b>	<b>5</b>	<b>.654</b>	<b>1252</b>	<b>45</b>

### RAMSEY'S GAME-BY-GAME (RUSHING)

2018 Opponent	Rushing No.	Yds	TD	Lg	2017 Opponent	Rushing No.	Yds	TD	Lg
at FIU	8	36	0	19	Ohio State	3	10	0	5
Virginia	9	27	0	9	at Virginia	12	32	1	26
Ball State	6	43	1	16	GS	7	22	0	8
Michigan State	18	13	0	12	at Penn State	12	53	0	12
at Rutgers	10	51	1	16	CSU	15	54	1	11
at Ohio State	10	10	0	11	Michigan	14	14	0	9
					at Michigan St.	15	33	0	8
					at Maryland	14	8	0	15
<b>Totals</b>	<b>51</b>	<b>170</b>	<b>2</b>	<b>19</b>	<b>Totals</b>	<b>92</b>	<b>226</b>	<b>2</b>	<b>26</b>



### A'SHON RIGGINS

28

DB • 6-0, 188 • Jr.  
Hamilton, Ohio • Hamilton

### 2018 BIO

Started at corner and made two solo stops with a PBU in the win at FIU ... added two solo tackles in the Virginia win ... made three solo stops against No. 24 Michigan State ... added two tackles in the Ball State win.

### RIGGINS' CAREER STATS

	GP/GS	Solo	Asst	Total	Sack	TFL	FF	FR-Yds	Int-Yds	QBH	PBU
2016	12/8	35	2	37	1-7	2-9	1	-	1-31	-	9
2017	6/3	9	5	14	-	-	-	-	-	-	5
2018	5/2	9	2	11	-	-	-	-	1-4	-	1
<b>Totals</b>	<b>23/13</b>	<b>53</b>	<b>9</b>	<b>62</b>	<b>1-7</b>	<b>2-9</b>	<b>1</b>	<b>-</b>	<b>2-35</b>	<b>-</b>	<b>15</b>

### RIGGINS' GAME-BY-GAME

2018	Opponent	Solo	Asst	Total	TFL-Yds	Sacks	FF	FR-Yds	Int-Yds	QBH	PBU
	at FIU	2	-	2	-	-	-	-	-	-	1
	Virginia	2	-	2	-	-	-	-	-	-	-
	Ball State	1	1	2	-	-	-	-	-	-	-
	Michigan State	3	-	3	-	-	-	-	1-4	-	-
	at Ohio State	1	1	2	-	-	-	-	-	-	-
<b>Totals</b>		<b>9</b>	<b>2</b>	<b>11</b>	<b>-</b>	<b>-</b>	<b>-</b>	<b>-</b>	<b>1-4</b>	<b>-</b>	<b>1</b>

2017	Opponent	Solo	Asst	Total	TFL-Yds	Sacks	FF	FR-Yds	Int-Yds	QBH	PBU
	Ohio State	3	-	3	-	-	-	-	-	-	-
	Virginia	2	5	7	-	-	-	-	-	-	2
	GS	3	-	3	-	-	-	-	-	-	-
	at Illinois	-	-	-	-	-	-	-	-	-	-
	at Purdue	1	-	1	-	-	-	-	-	-	1
<b>Totals</b>		<b>9</b>	<b>5</b>	<b>14</b>	<b>-</b>	<b>-</b>	<b>-</b>	<b>-</b>	<b>-</b>	<b>-</b>	<b>5</b>

2016	Opponent	Solo	Asst	Total	TFL-Yds	Sacks	FF	FR-Yds	Int-Yds	QBH	PBU
	at FIU	1	-	1	-	-	-	-	-	-	-
	Ball State	2	-	2	1.0-7	1.0-7	1	-	-	-	-
	Wake Forest	1	-	1	-	-	-	-	-	-	-
	Michigan State	5	-	5	-	-	-	-	-	-	2
	at Ohio State	3	-	3	-	-	-	-	1-31	-	1
	Nebraska	2	-	2	-	-	-	-	-	-	1
	at N'western	4	-	4	-	-	-	-	-	-	-
	Maryland	5	-	5	-	-	-	-	-	-	1
	at Rutgers	2	2	4	1.0-2	-	-	-	-	-	1
	Penn State	3	-	3	-	-	-	-	-	-	2
	at Michigan	2	-	2	-	-	-	-	-	-	1
	Purdue	5	-	5	-	-	-	-	-	-	-
<b>Totals</b>		<b>35</b>	<b>2</b>	<b>37</b>	<b>2.0-9</b>	<b>1.0-7</b>	<b>1</b>	<b>-</b>	<b>1-31</b>	<b>-</b>	<b>9</b>



## JACOB ROBINSON

91

DL • 6-4, 295 • Sr.  
Westfield, Ind. • Westfield

### 2018 BIO

Made three tackles (2 solo) in the Virginia win ... started and assisted on a tackle in the win at FIU.

### ROBINSON'S CAREER STATS

	GP/GS	Solo	Asst	Total	Sack	TFL	FF	FR-Yds	Int-Yds	QBH	PBU
2015	13/-	5	-	5	-	1-5	-	-	-	-	-
2016	11/8	11	6	17	1-5	3-7	-	-	-	1	-
2017	12/12	15	11	26	4-25	7-32	1	-	-	2	1
2018	3/3	2	3	5	-	-	-	-	-	-	-
<b>Totals</b>	<b>39/23</b>	<b>33</b>	<b>20</b>	<b>53</b>	<b>5-30</b>	<b>11-44</b>	<b>1</b>	<b>-</b>	<b>-</b>	<b>3</b>	<b>1</b>

### ROBINSON'S GAME-BY-GAME

2018	Opponent	Solo	Asst	Total	TFL-Yds	Sacks	FF	FR-Yds	Int-Yds	QBH	PBU
	at FIU	-	1	1	-	-	-	-	-	-	-
	Virginia	2	1	3	-	-	-	-	-	-	-
	Ball State	-	1	1	-	-	-	-	-	-	-
<b>Totals</b>		<b>2</b>	<b>3</b>	<b>5</b>	<b>-</b>	<b>-</b>	<b>-</b>	<b>-</b>	<b>-</b>	<b>-</b>	<b>-</b>

2017	Opponent	Solo	Asst	Total	TFL-Yds	Sacks	FF	FR-Yds	Int-Yds	QBH	PBU
	Ohio State	-	-	-	-	-	-	-	-	-	-
	at Virginia	-	3	3	0.5-5	0.5-5	-	-	-	-	-
	GS	2	1	3	0.5-4	0.5-4	-	-	-	-	-
	at Penn State	-	-	-	-	-	-	-	-	-	-
	CSU	1	-	1	1.0-6	-	-	-	-	-	1
	Michigan	2	-	2	1.0-1	-	-	-	-	-	-
	at Michigan St.	-	2	2	-	-	-	-	-	1	-
	at Maryland	1	-	1	-	-	-	-	-	-	-
	Wisconsin	1	2	3	0.5-1	-	-	-	-	1	-
	at Illinois	4	3	7	3.5-15	2.0-10	1	-	-	-	-
	Rutgers	1	-	1	-	-	-	-	-	-	-
	at Purdue	3	-	3	-	-	-	-	-	-	-
<b>Totals</b>		<b>15</b>	<b>11</b>	<b>26</b>	<b>7-32</b>	<b>4-25</b>	<b>1</b>	<b>-</b>	<b>-</b>	<b>2</b>	<b>1</b>

### 2016

Opponent	Solo	Asst	Total	TFL-Yds	Sacks	FF	FR-Yds	Int-Yds	QBH	PBU
at FIU	1	-	1	-	-	-	-	-	-	-
Ball State	-	-	-	-	-	-	-	-	-	-
Wake Forest	1	2	3	-	-	-	-	-	-	-
Nebraska	1	-	1	-	-	-	-	-	-	-
at N'western	-	-	-	-	-	-	-	-	1	-
Maryland	3	1	4	1.0-1	-	-	-	-	-	-
at Rutgers	1	-	1	-	-	-	-	-	-	-
Penn State	1	1	2	1.0-5	1.0-5	-	-	-	-	-
at Michigan	1	1	2	-	-	-	-	-	-	-
Purdue	-	-	-	-	-	-	-	-	-	-
vs. Utah	2	1	3	1.0-1	-	-	-	-	-	-
<b>Totals</b>	<b>11</b>	<b>6</b>	<b>17</b>	<b>3.0-7</b>	<b>1.0-5</b>	<b>-</b>	<b>-</b>	<b>-</b>	<b>1</b>	<b>-</b>

### 2015

Opponent	Solo	Asst	Total	TFL-Yds	Sacks	FF	FR-Yds	Int-Yds	QBH	PBU
SIU	1	-	1	-	-	-	-	-	-	-
FIU	1	-	1	-	-	-	-	-	-	-
WKU	-	-	-	-	-	-	-	-	-	-
at Wake Forest	-	-	-	-	-	-	-	-	-	-
Ohio State	-	-	-	-	-	-	-	-	-	-
at Penn State	-	-	-	-	-	-	-	-	-	-
Rutgers	-	-	-	-	-	-	-	-	-	-
at Michigan St.	-	-	-	-	-	-	-	-	-	-
Iowa	-	-	-	-	-	-	-	-	-	-
Michigan	-	-	-	-	-	-	-	-	-	-
at Maryland	1	-	1	1.0-5	-	-	-	-	-	-
at Purdue	2	-	2	-	-	-	-	-	-	-
vs. Duke	-	-	-	-	-	-	-	-	-	-
<b>Totals</b>	<b>5</b>	<b>-</b>	<b>5</b>	<b>1.0-5</b>	<b>-</b>	<b>-</b>	<b>-</b>	<b>-</b>	<b>-</b>	<b>-</b>



## T.D. ROOF

45

LB • 5-11, 224 • So.  
Bedford, Ga. • Georgia Tech

### 2018 BIO

Set a career-high in tackles (8) and solo stops (6) to go along with a TFL at No. 3 Ohio State ... tallied four solo tackles and his first career sack in an IU uniform in the Ball State victory ... had four tackles (3 solo) in the win over Virginia ... had four tackles (3 solo) and a TFL against No. 24 Michigan State ... made three solo tackles in the season-opening win at FIU.

### ROOF'S CAREER STATS

	GP/GS	Solo	Asst	Total	Sack	TFL	FF	FR-Yds	Int-Yds	QBH	PBU
2017	11/0	15	2	17	2-16	2-16	-	-	-	1	-
2018	6/0	19	4	23	1-6	3-9	-	-	-	-	-
<b>Totals</b>	<b>17/0</b>	<b>34</b>	<b>6</b>	<b>40</b>	<b>3-32</b>	<b>5-35</b>	<b>-</b>	<b>-</b>	<b>-</b>	<b>1</b>	<b>-</b>

### ROOF'S GAME-BY-GAME

2018	Opponent	Solo	Asst	Total	TFL-Yds	Sacks	FF	FR-Yds	Int-Yds	QBH	PBU
	at FIU	3	-	3	-	-	-	-	-	-	-
	Virginia	3	1	4	-	-	-	-	-	-	-
	Ball State	4	-	4	1-6	1-6	-	-	-	-	-
	Michigan State	3	1	4	1-1	-	-	-	-	-	-
	at Rutgers	-	-	-	-	-	-	-	-	-	-
	at Ohio State	6	2	8	1-2	-	-	-	-	-	-
<b>Totals</b>		<b>19</b>	<b>4</b>	<b>23</b>	<b>3-9</b>	<b>1-6</b>	<b>-</b>	<b>-</b>	<b>-</b>	<b>-</b>	<b>-</b>

### 2017 (Georgia Tech)

Opponent	Solo	Asst	Total	TFL-Yds	Sacks	FF	FR-Yds	Int-Yds	QBH	PBU
Tennessee	1	-	1	-	-	-	-	-	-	-
J'ville State	2	-	2	2-16	2-16	-	-	-	-	-
Pittsburgh	2	-	2	-	-	-	-	-	-	-
North Carolina	-	-	-	-	-	-	-	-	-	-
at Miami	2	-	2	-	-	-	-	-	-	-
Wake Forest	1	-	1	-	-	-	-	-	-	-
at Clemson	2	-	2	-	-	-	-	-	1	-
at Virginia	-	-	-	-	-	-	-	-	-	-
Virginia Tech	1	-	1	-	-	-	-	-	-	-
at Duke	4	2	6	-	-	-	-	-	-	-
Georgia	-	-	-	-	-	-	-	-	-	-
<b>Totals</b>	<b>15</b>	<b>2</b>	<b>17</b>	<b>2-16</b>	<b>2-16</b>	<b>-</b>	<b>-</b>	<b>-</b>	<b>1</b>	<b>-</b>



## KAYTON SAMUELS

52

DL • 6-0, 325 • Gr.  
Ellenwood, Ga. • Syracuse

### 2018 BIO

Tallied his first career sack in a Hoosier uniform in the Virginia win while adding three tackles (2 solo) ... appeared at defensive tackle in the season-opening win at FIU.

### SAMUELS' CAREER STATS

	GP/GS	Solo	Asst	Total	Sack	TFL	FF	FR-Yds	Int-Yds	QBH	PBU
2015	12/12	8	7	15	-	2.5-4	-	1-0	-	-	-
2016	10/5	12	5	17	-	1-5	-	-	-	-	-
2017	12/7	9	3	12	1-8	1-8	-	-	-	2	-
2018	6/-	4	1	5	1-1	1-1	-	-	-	-	-
<b>Totals</b>	<b>40/24</b>	<b>33</b>	<b>16</b>	<b>49</b>	<b>2-9</b>	<b>5.5-18</b>	<b>-</b>	<b>1-0</b>	<b>-</b>	<b>2</b>	<b>-</b>

### SAMUELS' GAME-BY-GAME

#### 2018

Opponent	Solo	Asst	Total	TFL-Yds	Sacks	FF	FR-Yds	Int-Yds	QBH	PBU
at FIU	-	-	-	-	-	-	-	-	-	-
Virginia	2	1	3	1-1	1-1	-	-	-	-	-
Ball State	1	-	1	-	-	-	-	-	-	-
Michigan State	1	-	1	-	-	-	-	-	-	-
at Rutgers	-	-	-	-	-	-	-	-	-	-
at Ohio State	-	-	-	-	-	-	-	-	-	-
<b>Totals</b>	<b>4</b>	<b>1</b>	<b>5</b>	<b>-</b>	<b>-</b>	<b>-</b>	<b>-</b>	<b>-</b>	<b>-</b>	<b>-</b>

#### 2017 (Syracuse)

Opponent	Solo	Asst	Total	TFL-Yds	Sacks	FF	FR-Yds	Int-Yds	QBH	PBU
CCSU	-	-	-	-	-	-	-	-	1	-
Middle Tenn.	2	-	2	-	-	-	-	-	-	-
CMU	-	1	1	-	-	-	-	-	-	-
at LSU	2	-	2	1-8	1-8	-	-	-	-	-
at NC State	2	1	3	-	-	-	-	-	-	-
Pittsburgh	1	-	1	-	-	-	-	-	-	-
Clemson	-	-	-	-	-	-	-	-	-	-
at Miami	-	1	1	-	-	-	-	-	1	-
at Florida State	-	-	-	-	-	-	-	-	-	-
Wake Forest	1	-	1	-	-	-	-	-	-	-
at Louisville	1	-	1	-	-	-	-	-	-	-
Boston College	-	-	-	-	-	-	-	-	-	-
<b>Totals</b>	<b>9</b>	<b>3</b>	<b>12</b>	<b>1-8</b>	<b>1-8</b>	<b>-</b>	<b>-</b>	<b>-</b>	<b>2</b>	<b>-</b>

#### 2016 (Syracuse)

Opponent	Solo	Asst	Total	TFL-Yds	Sacks	FF	FR-Yds	Int-Yds	QBH	PBU
Colgate	2	1	3	0	0	0	0	0	0	0
Louisville	1	0	1	0	0	0	0	0	0	0
USF	2	0	2	0	0	0	0	0	0	0
at Wake Forest	1	1	2	0	0	0	0	0	0	0
Virginia Tech	1	0	1	0	0	0	0	0	0	0
at BC	0	0	0	0	0	0	0	0	0	0
at Clemson	1	2	3	1-5	0	0	0	0	0	0
NC State	2	0	2	0	0	0	0	0	0	0
Florida State	1	0	1	0	0	0	0	0	0	0
at Pittsburgh	1	1	2	0	0	0	0	0	0	0
<b>Totals</b>	<b>12</b>	<b>5</b>	<b>17</b>	<b>1-5</b>	<b>0</b>	<b>0</b>	<b>0</b>	<b>0</b>	<b>0</b>	<b>0</b>

#### 2015 (Syracuse)

Opponent	Solo	Asst	Total	TFL-Yds	Sacks	FF	FR-Yds	Int-Yds	QBH	PBU
Rhode Island	1	-	1	1-1	-	-	1--	-	-	-
Wake Forest	2	-	2	-	-	-	-	-	-	-
CMU	1	-	1	1-1	-	-	-	-	-	-
LSU	1	1	2	0.5-2	-	-	-	-	-	-
at USF	-	-	-	-	-	-	-	-	-	-
at Virginia	-	-	-	-	-	-	-	-	-	-
Pitt	1	1	2	-	-	-	-	-	-	-
at Florida State	-	-	-	-	-	-	-	-	-	-
at Louisville	-	2	2	-	-	-	-	-	-	-
Clemson	1	1	2	-	-	-	-	-	-	-
at NC State	1	2	3	-	-	-	-	-	-	-
Boston College	-	-	-	-	-	-	-	-	-	-
<b>Totals</b>	<b>8</b>	<b>7</b>	<b>15</b>	<b>2.5</b>	<b>-</b>	<b>-</b>	<b>1</b>	<b>-</b>	<b>-</b>	<b>-</b>



## STEVIE SCOTT

21

RB • 6-2, 236 • Fr.  
Syracuse, N.Y. • Christian Brothers

### 2018 BIO

Earned Big Ten Co-Freshman of the Week honors in the Virginia win, rushing for 204 yards on 31 carries (6.6 average), with his first career TD, a 40-yarder .... followed that up with Big Ten Freshman of the Week laurels as he ran for 114 yards on 18 carries and two scores in the Ball State victory ... ran for 64 yards on nine carries at Ohio State, including a long run of 45 yards ... recorded 58 yards rushing to go along with a score in the win at Rutgers ... led IU in rushing with 70 yards on 20 carries in the win at FIU.

### SCOTT'S CAREER STATS - RUSHING

	GP/GS	CAR	YDS	YPC	AVG	TD	HIGH	LONG
2018	6/5	107	528	4.9	88.0	4	204-UVA	45-OSU
<b>Totals</b>	<b>6/5</b>	<b>107</b>	<b>528</b>	<b>4.9</b>	<b>88.0</b>	<b>4</b>	<b>204-UVA</b>	<b>45-OSU</b>

### SCOTT'S GAME-BY-GAME

Opponent	No.	Yds	TD	Lg	Receiving	No.	Yds	TD	Lg
at FIU	20	70	-	9	-	-	-	-	-
Virginia	31	204	1	42	-	-	-	-	-
Ball State	18	114	2	18	3	12	-	5	-
Michigan State	4	12	-	5	1	8	1	8	-
at Rutgers	18	58	1	16	2	10	-	5	-
at Ohio State	9	64	-	45	-	-	-	-	-
<b>Totals</b>	<b>107</b>	<b>528</b>	<b>4</b>	<b>45</b>	<b>8</b>	<b>36</b>	<b>1</b>	<b>8</b>	<b>-</b>



## ALLEN STALLINGS IV

99

DL • 6-2, 247 • Jr.  
Maywood, Ill. • Oak Park and River Forest

### 2018 BIO

Made a career-high five tackles and forced a Bryant Fitzgerald interception on a QB hurry at No. 3 Ohio State ... forced a fumble and recorded a career-high two TFLs in the win over Virginia .... recorded a sack to go along with four tackles (2 solo) in the win at Rutgers ... tallied a TFL in the Ball State victory ... notched a solo tackle and a QB hurry in the season-opening win at FIU.

### STALLINGS' CAREER STATS

	GP/GS	Solo	Asst	Total	Sack	TFL	FF	FR-Yds	Int-Yds	QBH	PBU
2016	1/-	-	-	-	-	-	-	-	-	-	-
2017	12/-	15	10	25	3-16	5.5-26	1	-	-	1	-
2018	6/4	11	4	15	1-5	4-12	1	-	-	2	-
<b>Totals</b>	<b>19/4</b>	<b>26</b>	<b>14</b>	<b>40</b>	<b>4-21</b>	<b>9.5-38</b>	<b>2</b>	<b>-</b>	<b>-</b>	<b>3</b>	<b>-</b>

### STALLINGS' GAME-BY-GAME

#### 2018

Opponent	Solo	Asst	Total	TFL-Yds	Sacks	FF	FR-Yds	Int-Yds	QBH	PBU
at FIU	1	-	1	-	-	-	-	-	1	-
Virginia	3	-	3	2-6	-	1	-	-	-	-
Ball State	1	-	1	1-1	-	-	-	-	-	-
Michigan State	1	-	1	-	-	-	-	-	-	-
at Rutgers	2	2	4	1-5	1-5	-	-	-	-	-
at Ohio State	3	2	5	-	-	-	-	-	1	-
<b>Totals</b>	<b>11</b>	<b>4</b>	<b>15</b>	<b>4-12</b>	<b>1-5</b>	<b>1</b>	<b>-</b>	<b>-</b>	<b>2</b>	<b>-</b>

#### 2017

Opponent	Solo	Asst	Total	TFL-Yds	Sacks	FF	FR-Yds	Int-Yds	QBH	PBU
Ohio State	1	2	3	-	-	-	-	-	-	-
Virginia	1	1	2	-	-	-	-	-	-	-
GS	3	1	3	1.5-11	1-9	-	-	-	-	-
at Penn State	1	2	3	1-3	1-3	-	-	-	-	-
CSU	2	1	3	0.5-0	0.5-0	-	-	-	-	-
Michigan	-	-	-	-	-	-	-	-	-	-
at Michigan St.	1	1	2	-	-	-	-	-	-	-
at Maryland	1	1	2	1-6	-	-	-	-	-	-
Wisconsin	2	-	2	-	-	1	-	-	-	-
at Illinois	-	1	1	0.5-4	0.5-4	-	-	-	1	-
Rutgers	1	-	1	-	-	-	-	-	-	-
at Purdue	2	-	2	1.0-2	-	-	-	-	-	-
<b>Totals</b>	<b>15</b>	<b>10</b>	<b>25</b>	<b>5.5-26</b>	<b>3-16</b>	<b>1</b>	<b>-</b>	<b>-</b>	<b>1</b>	<b>-</b>

#### 2016

Opponent	Solo	Asst	Total	TFL-Yds	Sacks	FF	FR-Yds	Int-Yds	QBH	PBU
FIU	-	-	-	-	-	-	-	-	-	-
<b>Totals</b>	<b>-</b>	<b>-</b>	<b>-</b>	<b>-</b>	<b>-</b>	<b>-</b>	<b>-</b>	<b>-</b>	<b>-</b>	<b>-</b>





## SIMON STEPANIAK

72

OL • 6-4, 311 • Jr.-R  
Hamilton, Ohio • Ross

### 2018 BIO

Has started the first six games at right guard in 2018 ... Earned Co-Offensive Player of the Game honors in the Virginia win.



## NILE SYKES

35

DL • 6-2, 252 • Sr.-R  
Oak Park, Ill. • Montini Catholic

### 2018 BIO

Recorded a sack and four tackles at No. 3 Ohio State ... started at defensive end in the win at FIU, making a solo tackle and recovering a fumble ... recorded a sack and a hurry against No. 24 Michigan State ... made two stops and broke up a pass in the win at Rutgers ... notched a half TFL in the win over Virginia.

### SYKES' CAREER STATS

	GP/GS	Solo	Ast	Total	Sack	TFL	FF	FR-Yds	Int-Yds	QBH	PBU
2015	11/0	4	1	5	0-0	0-0	-	-	-	-	-
2016	13/1	18	0	18	5-37	7-47	-	1-0	-	-	2
2017					Missed Season Due to Injury						
2018	6/3	4	6	10	2-27	2.5-27	-	1-0	-	1	1
<b>Totals</b>	<b>31/4</b>	<b>26</b>	<b>7</b>	<b>33</b>	<b>7-64</b>	<b>9.5-74</b>	<b>-</b>	<b>2-0</b>	<b>-</b>	<b>1</b>	<b>3</b>

### SYKES' GAME-BY-GAME

#### 2018

Opponent	Solo	Ast	Total	TFL-Yds	Sacks	FF	FR-Yds	Int-Yds	QBH	PBU
at FIU	1	-	1	-	-	-	1	-	-	-
Virginia	-	1	1	0.5-0	-	-	-	-	-	-
Ball State	-	-	-	-	-	-	-	-	-	-
Michigan State	1	1	2	1-19	1-19	-	-	-	1	-
at Rutgers	1	1	2	-	-	-	-	-	-	1
at Ohio State	1	3	4	1-8	1-8	-	-	-	-	-
<b>Totals</b>	<b>4</b>	<b>6</b>	<b>10</b>	<b>2.5-27</b>	<b>2-27</b>	<b>-</b>	<b>1</b>	<b>-</b>	<b>1</b>	<b>1</b>

#### 2016

Opponent	Solo	Ast	Total	TFL-Yds	Sacks	FF	FR-Yds	Int-Yds	QBH	PBU
at FIU	1	-	1	1-7	1-7	-	-	-	-	-
Ball State	1	-	-	-	-	-	-	-	-	1
Wake Forest	2	-	2	-	-	-	-	-	-	-
Michigan St.	2	-	2	-	-	-	1	-	-	-
at Ohio State	1	-	1	-	-	-	-	-	-	-
Nebraska	1	-	-	-	-	-	-	-	-	-
at N'western	4	-	-	3-16	2-14	-	-	-	-	-
Maryland	0	-	-	-	-	-	-	-	-	-
at Rutgers	0	-	-	-	-	-	-	-	-	-
Penn State	3	-	3	2-14	1-6	-	-	-	-	-
at Michigan	1	-	1	-	-	-	-	-	-	-
Purdue	0	-	-	-	-	-	-	-	-	1
vs. Utah	2	-	2	1-10	1-10	-	-	-	-	-
<b>Totals</b>	<b>11</b>	<b>6</b>	<b>17</b>	<b>7-47</b>	<b>5-37</b>	<b>-</b>	<b>1</b>	<b>-</b>	<b>-</b>	<b>2</b>

#### 2015

Opponent	Solo	Ast	Total	TFL-Yds	Sacks	FF	FR-Yds	Int-Yds	QBH	PBU
SIU	2	-	2	-	-	-	-	-	-	-
FIU	-	-	-	-	-	-	-	-	-	-
WKU	-	-	-	-	-	-	-	-	-	-
at Wake Forest	-	-	-	-	-	-	-	-	-	-
Ohio State	-	-	-	-	-	-	-	-	-	-
at Penn State	-	-	-	-	-	-	-	-	-	-
Rutgers	-	-	-	-	-	-	-	-	-	-
at Michigan St.	-	1	1	-	-	-	-	-	-	-
Iowa	1	-	1	-	-	-	-	-	-	-
Michigan	-	-	-	-	-	-	-	-	-	-
at Maryland	1	-	1	1.0-5	-	-	-	-	-	-
at Purdue	-	-	-	-	-	-	-	-	-	-
<b>Totals</b>	<b>4</b>	<b>1</b>	<b>5</b>	<b>-</b>	<b>-</b>	<b>-</b>	<b>-</b>	<b>-</b>	<b>-</b>	<b>-</b>



## REESE TAYLOR

2

ATH • 5-11, 184 • Fr.  
Indianapolis, Ind. • Ben Davis

### 2018 BIO

In his first career game at FIU, saw action on both sides of the ball, tallying 40 yards rushing, 12 yards receiving on two catches, and made two solo tackles at cornerback ... gained 26 yards on three carries to go along with four recptions in the win at Rutgers ... made three receptions for 21 yards in the Ball State win.

### TAYLOR'S CAREER STATS - RUSHING

	GP/GS	CAR	YDS	YPC	AVG	TD	HIGH
2018	6/-	14	77	5.5	12.8	0	40-FIU
<b>Totals</b>	<b>6/-</b>	<b>14</b>	<b>77</b>	<b>5.5</b>	<b>12.8</b>	<b>0</b>	<b>40-FIU</b>

### TAYLOR'S CAREER STATS - RECEIVING

	GP/GS	Rec	Yds	Avg/C	Avg/G	TD	Lg	High
2018	6/-	13	77	5.9	12.8	0	13-MSU	21-BSU
<b>Totals</b>	<b>6/-</b>	<b>13</b>	<b>77</b>	<b>5.9</b>	<b>12.8</b>	<b>0</b>	<b>13-MSU</b>	<b>21-BSU</b>

### TAYLOR'S CAREER STATS - DEFENSE

	GP/GS	Solo	Ast	Total	Sack	TFL	FF	FR-Yds	Int-Yds	QBH	PBU
2018	6/-	3	0	3	0-0	0-0	-	-	-	-	-
<b>Totals</b>	<b>6/-</b>	<b>3</b>	<b>0</b>	<b>3</b>	<b>0-0</b>	<b>0-0</b>	<b>-</b>	<b>-</b>	<b>-</b>	<b>-</b>	<b>-</b>

### TAYLOR'S GAME-BY-GAME (RUSHING)

2018	Rushing			
Opponent	No.	Yds	TD	Lg
at FIU	3	40	-	32
Virginia	4	6	-	12
Ball State	2	-4	-	2
Michigan State	1	-	-	-
at Rutgers	3	26	-	19
at Ohio State	1	9	-	9
<b>Totals</b>	<b>14</b>	<b>77</b>	<b>-</b>	<b>32</b>

### TAYLOR'S GAME-BY-GAME (RECEIVING)

2018	Receiving			
Opponent	No.	Yds	TD	LG
at FIU	2	12	-	8
Virginia	1	4	-	4
Ball State	3	21	-	11
Michigan State	1	13	-	13
at Rutgers	4	16	-	6
at Ohio State	2	11	-	9
<b>Totals</b>	<b>13</b>	<b>77</b>	<b>-</b>	<b>13</b>

### TAYLOR'S GAME-BY-GAME (DEFENSE)

TAYLOR'S GAME BY GAME (DEFENSE)											
2018	Opponent	Solo	Ast	Total	TFL-Yds	Sacks	FF	FR-Yds	Int-Yds	QBH	PBU
	at FIU	2	-	2	-	-	-	-	-	-	-
	Virginia	-	-	-	-	-	-	-	-	-	-
	Ball State	-	-	-	-	-	-	-	-	-	-
	Michigan State	-	-	-	-	-	-	-	-	-	-
	at Rutgers	1	-	1	-	-	-	-	-	-	-
	at Ohio State	-	-	-	-	-	-	-	-	-	-
	<b>Totals</b>	<b>3</b>	<b>-</b>	<b>3</b>	<b>-</b>	<b>-</b>	<b>-</b>	<b>-</b>	<b>-</b>	<b>-</b>	<b>-</b>



## LUKE TIMIAN

25

WR • 6-0, 195 • Sr-R  
Southlake, Texas • Oklahoma State University

### 2019 BIO

Made six grabs for 50 yards in the FIU win and two receptions for 32 yards in the Virginia win ... recorded five receptions for 56 in the victory over Ball State.

### TIMIAN'S CAREER STATS - RECEIVING

	GP/GS	Rec	Yds	Avg/C	Avg/G	TD	Lg	High
2015	6/-	2	51	25.5	8.5	1	27-DU	27-DU
2016	13/-	19	277	14.6	21.3	1	40-MSU	52-MSU
2017	12/12	68	589	8.7	49.1	2	29-MSU	95-U-M
2018	3/3	13	138	10.6	46.0	-	28-UVA	56-FIU
<b>Totals</b>	<b>34/15</b>	<b>102</b>	<b>1055</b>	<b>10.3</b>	<b>31.0</b>	<b>4</b>	<b>40-MSU</b>	<b>95-U-M</b>

### TIMIAN'S GAME-BY-GAME

2018	Receiving								
Opponent	No.	Yds	TD	Lg					
at FIU	6	50	-	18					
Virginia	2	32	-	28					
Ball State	5	56	-	19					
Totals	13	138	-	28					
2017	Receiving								
Opponent	No.	Yds	TD	Lg					
Ohio State	10	72	-	14					
Virginia	4	25	-	8					
GS	3	15	-	10					
at Penn State	-	-	-	-					
CSU	5	28	-	12					
Michigan	7	95	-	24					
at Michigan St.	7	53	-	29					
at Maryland	13	91	1	23					
Wisconsin	5	64	-	21					
at Illinois	5	62	-	24					
Rutgers	3	35	1	20					
at Purdue	6	69	-	25					
Totals	68	589	2	29					
2016	Receiving				2015	Receiving			
Opponent	No.	Yds	TD	Lg	Opponent	No.	Yds	TD	Lg
at FIU	2	32	-	23	FIU	-	-	-	-
Ball State	3	25	1	10	WKU	-	-	-	-
Wake Forest	1	8	-	8	at Wake Forest	-	-	-	-
Michigan State	3	52	-	40	Ohio State	-	-	-	-
at Ohio State	-	-	-	-	at Maryland	1	24	-	24
Nebraska	1	11	-	11	vs. Duke	1	27	1	27
at Northwestern	1	7	-	7					
Maryland	2	31	-	16					
at Rutgers	2	38	-	19					
Penn State	2	35	-	24					
at Michigan	1	31	-	31					
Purdue	1	7	-	7					
vs. Utah	-	-	-	-					
Totals	19	277	1	40	Totals	2	51	1	27



## RONNIE WALKER JR.

23

RB • 5-11, 206 • Fr.  
Hopewell, Va. • Hopewell

### 2018 BIO

Ran for 41 yards on nine carries and scored on an 18-yard touchdown in his first career outing in the victory over Ball State ... tallied 35 yards on seven carries with a long of 19 yards in the win at Rutgers .

### WALKER'S CAREER STATS - RUSHING

	GP/GS	CAR	YDS	YPC	AVG	TD	HIGH
2018	3/-	17	76	4.5	25.3	1	41-BSU
<b>Totals</b>	<b>3/-</b>	<b>17</b>	<b>76</b>	<b>4.5</b>	<b>25.3</b>	<b>1</b>	<b>41-BSU</b>

### WALKER'S GAME-BY-GAME

2018	Rushing			
Opponent	No.	Yds	TD	Lg
Ball State	9	41	1	18
Michigan State	1	-	-	-
at Rutgers	7	35	-	19
<b>Totals</b>	<b>17</b>	<b>76</b>	<b>1</b>	<b>18</b>



## RYAN WATERCUTTER

85

TE • 6-2, 231 • Sr-R  
Fort Wayne, Ind. • Bishop Dwenger

### 2017 BIO

Played in all 12 games with two starts (Charleston Southern and Michigan State) ... caught 12 passes for 69 yards ... special teams contributor made a pair of tackles ... posted a career-high 23 yards on the first two receptions of his career in the season opener against No. 2 Ohio State ... collected a career-high three catches for 12 yards in the Charleston Southern win ... Academic All-Big Ten selection ... earned a scholarship for the 2017 season during preseason camp.

### WATERCUTTER'S CAREER STATS - RECEIVING

	GP/GS	Rec	Yds	Avg/C	Avg/G	TD	Lg	High
2016	1/-	-	-	-	-	-	-	-
2017	12/2	12	69	5.8	5.8	-	17-OSU	23-OSU
<b>Totals</b>	<b>13/2</b>	<b>12</b>	<b>69</b>	<b>5.8</b>	<b>5.3</b>	<b>-</b>	<b>17-OSU</b>	<b>23-OSU</b>

### WATERCUTTER'S GAME-BY-GAME

2017	Receiving							
Opponent	No.	Yds	TD	Lg				
Ohio State	2	23	-	17				
at Virginia	-	-	-	-				
GS	-	-	-	-				
at Penn State	1	7	-	7				
CSU	3	12	-	7				
Michigan	-	-	-	-				
at Michigan State	1	4	-	4				
at Maryland	1	4	-	4				
Wisconsin	-	-	-	-				
at Illinois	2	9	-	9				
Rutgers	1	7	-	7				
at Purdue	1	3	-	3				
<b>Totals</b>	<b>12</b>	<b>69</b>	<b>-</b>	<b>17</b>				
2016	Receiving							
Opponent	No.	Yds	TD	Lg				
vs. Utah	-	-	-	-				
<b>Totals</b>	<b>-</b>	<b>-</b>	<b>-</b>	<b>-</b>				



## NICK WESTBROOK

15

WR • 6-3, 215 • Jr-R  
Lake Mary, Fla. • Lake Mary

### 2018 BIO

Tallied five catches for 109 yards and a score at No. 3 Ohio State ... made two grabs and scored a 23-yard TD in the win at Virginia ... made four grabs for 62 yards in the win at Rutgers ... started and made five receptions for 33 yards in the win at FIU ... added two receptions for 25 yards in the Ball State victory.

### WESTBROOK'S CAREER STATS - RECEIVING

	GP/GS	Rec	Yds	Avg/C	Avg/G	TD	Lg	High
2015	13/-	6	69	11.5	5.3	1	23-DU	26-DU
2016	13/12	54	995	18.4	76.5	6	79-BSU	133-BSU
2017	1/-	-	-	-	-	-	-	-
2018	6/6	20	269	13.4	44.8	2	38-OSU	109-OSU
<b>Totals</b>	<b>33/18</b>	<b>80</b>	<b>1333</b>	<b>16.7</b>	<b>40.4</b>	<b>9</b>	<b>79-BSU</b>	<b>133-BSU</b>

### WESTBROOK'S GAME-BY-GAME

2018	Receiving							
Opponent	No.	Yds	TD	Lg				
at FIU	5	33	-	11				
Virginia	2	26	1	23				
Ball State	2	25	-	20				
Michigan State	2	14	-	9				
at Rutgers	4	62	-	23				
at Ohio State	5	109	1	38				
<b>Totals</b>	<b>20</b>	<b>269</b>	<b>2</b>	<b>38</b>				

2017 Opponent	Receiving								
	No.	Yds	TD	Lg					
Ohio State	-	-	-	-					
Totals	-	-	-	-					
2016 Opponent	Receiving				2015 Opponent	Receiving			
	No.	Yds	TD	Lg		No.	Yds	TD	Lg
at FIU	6	70	-	26	SIU	1	10	-	10
Ball State	3	133	2	79	FIU	-	-	-	-
Wake Forest	6	129	2	75	WKU	-	-	-	-
Michigan state	3	38	-	22	at Wake Forest	-	-	-	-
at Ohio State	2	67	-	50	Ohio State	-	-	-	-
Nebraska	-	-	-	-	at Penn State	1	5	-	5
at N'western	10	126	-	33	Rutgers	-	-	-	-
Maryland	6	65	-	17	at Michigan St.	1	13	-	13
at Rutgers	5	80	-	41	Iowa	-	-	-	-
Penn State	3	85	1	40	Michigan	1	15	-	15
at Michigan	4	78	-	37	at Maryland	-	-	-	-
Purdue	1	44	-	44	at Purdue	-	-	-	-
vs. Utah	5	80	1	36	vs. Duke	2	26	1	23
Totals	54	995	6	79	Totals	6	69	1	23



## HAYDON WHITEHEAD

94

P • 6-2, 205 • Jr.-R  
Melbourne, Australia • McKinnon Secondary College

### 2018 BIO

Had four punts downed inside the 20 in the Virginia win, including a long punt of 58 yards ... had a punt downed at the visitor's four-yard line at No. 3 Ohio State ... punted twice in the season-opening win over FIU, including a long kick of 50.

### CAREER STATS - PUNTING

	GP	No	Yds	Long	Avg	TB	FC	I20	50+	Blkd
2017	12	85	3459	56	40.7	5	31	33	5	1
2018	6	25	997	58	39.9	3	1	7	2	0
<b>Totals</b>	<b>18</b>	<b>110</b>	<b>4456</b>	<b>58</b>	<b>40.5</b>	<b>8</b>	<b>32</b>	<b>40</b>	<b>7</b>	<b>1</b>

### GAME-BY-GAME

2018 Opponent	No	Yds	Avg	Long	Blkd	TB	FC	50+	I20
at FIU	2	86	43.0	50	-	1	1	1	0
Virginia	6	213	35.5	58	-	-	-	1	4
Ball State	4	175	43.8	48	-	1	-	-	1
Michigan State	7	279	39.9	46	-	-	-	-	1
at Rutgers	2	89	44.5	48	-	1	-	-	-
at Ohio State	4	155	38.8	46	-	-	-	-	1
<b>Totals</b>	<b>25</b>	<b>997</b>	<b>39.9</b>	<b>58</b>	<b>-</b>	<b>3</b>	<b>1</b>	<b>2</b>	<b>7</b>
2017 Opponent	No	Yds	Avg	Long	Blkd	TB	FC	50+	I20
Ohio State	9	369	41.0	49	-	1	4	-	3
at Virginia	7	304	43.4	56	-	-	-	1	4
GS	7	298	42.6	54	-	1	-	1	3
at Penn State	8	305	38.1	52	-	1	-	1	-
CSU	5	173	34.6	47	-	-	-	-	2
Michigan	8	354	44.2	48	-	-	-	-	1
at Michigan St.	9	392	43.6	53	-	-	-	1	4
at Maryland	6	236	39.3	50	1	-	-	1	4
Wisconsin	4	178	44.5	49	-	-	-	-	-
at Illinois	9	352	39.1	48	-	2	-	-	5
Rutgers	4	156	39.0	45	-	-	-	-	3
at Purdue	9	341	37.9	48	-	-	-	-	4
<b>Totals</b>	<b>85</b>	<b>3459</b>	<b>40.7</b>	<b>56</b>	<b>1</b>	<b>5</b>	<b>4</b>	<b>5</b>	<b>33</b>



## DAMEON WILLIS JR.

43

LB • 6-1, 225 • Sr.-R  
Cleveland, Ohio • Saint Ignatius

### 2018 BIO

Was named Defensive Player of the Game at Ohio State as he made a career-high nine tackles (4 solo) ... tallied six tackles (5 solo) in the Virginia win, while adding a TFL ... had five tackles (3 solo) in the win at Rutgers ... paced the team with six tackles (four solo) in the win at FIU ... added three tackles (2 solo) and a TFL against No. 24 Michigan State.

### WILLIS' CAREER STATS

	GP/GS	Solo	Asst	Total	Sack	TFL	FF	FR-Yds	Int-Yds	QBH	PBU
2015	13/-	8	8	16	-	-	1	1-0	-	-	-
2016	12/1	13	9	22	-	1-2	-	-	-	-	-
2017	10/2	15	12	27	-	1-2	-	-	-	-	-
2018	6/6	19	12	31	-	2-2	-	-	-	-	-
<b>Totals</b>	<b>41/9</b>	<b>55</b>	<b>41</b>	<b>96</b>	<b>-</b>	<b>4-6</b>	<b>1</b>	<b>1-0</b>	<b>-</b>	<b>-</b>	<b>-</b>

### WILLIS' GAME-BY-GAME

2018 Opponent	Solo	Asst	Total	TFL-Yds	Sacks	FF	FR-Yds	Int-Yds	QBH	PBU
at FIU	4	2	6	-	-	-	-	-	-	-
Virginia	5	1	6	1-1	-	-	-	-	-	-
Ball State	2	-	2	-	-	-	-	-	-	-
Michigan State	2	1	3	1-1	-	-	-	-	-	-
at Rutgers	2	3	5	-	-	-	-	-	-	-
at Ohio State	4	5	9	-	-	-	-	-	-	-
<b>Totals</b>	<b>19</b>	<b>12</b>	<b>31</b>	<b>2-2</b>	<b>-</b>	<b>-</b>	<b>-</b>	<b>-</b>	<b>-</b>	<b>-</b>
2017 Opponent	Solo	Asst	Total	TFL-Yds	Sacks	FF	FR-Yds	Int-Yds	QBH	PBU
Ohio State	2	-	2	-	-	-	-	-	-	-
at Virginia	0	2	2	-	-	-	-	-	-	-
GS	2	3	5	-	-	-	-	-	-	-
Penn State	1	-	1	-	-	-	-	-	-	-
CSU	4	-	4	-	-	-	-	-	-	-
Michigan	1	1	2	0.5-2	-	-	-	-	-	-
at Michigan St.	3	4	7	0.5-0	-	-	-	-	-	-
at Illinois	1	1	2	-	-	-	-	-	-	-
Rutgers	1	1	2	-	-	-	-	-	-	-
at Purdue	-	-	-	-	-	-	-	-	-	-
<b>Totals</b>	<b>15</b>	<b>12</b>	<b>27</b>	<b>1-2</b>	<b>-</b>	<b>-</b>	<b>-</b>	<b>-</b>	<b>-</b>	<b>-</b>
2016 Opponent	Solo	Asst	Total	TFL-Yds	Sacks	FF	FR-Yds	Int-Yds	QBH	PBU
at FIU	1	2	3	-	-	-	-	-	-	-
Ball State	4	1	5	-	-	-	-	-	-	-
Wake Forest	-	-	-	-	-	-	-	-	-	-
Michigan State	-	-	-	-	-	-	-	-	-	-
at Ohio State	-	1	1	-	-	-	-	-	-	-
Nebraska	-	-	-	-	-	-	-	-	-	-
at N'western	2	1	3	0.5-1	-	-	-	-	-	-
Maryland	1	-	1	-	-	-	-	-	-	-
Penn State	-	-	-	-	-	-	-	-	-	-
at Michigan	-	1	1	0.5-1	-	-	-	-	-	-
Purdue	3	1	4	-	-	-	-	-	-	-
vs. Utah	2	2	4	-	-	-	-	-	-	-
<b>Totals</b>	<b>13</b>	<b>9</b>	<b>22</b>	<b>1.0-2</b>	<b>-</b>	<b>-</b>	<b>-</b>	<b>-</b>	<b>-</b>	<b>-</b>
2015 Opponent	Solo	Asst	Total	TFL-Yds	Sacks	FF	FR-Yds	Int-Yds	QBH	PBU
SIU	1	1	2	-	-	-	-	-	-	-
FIU	1	-	1	-	-	-	-	-	-	-
WKU	-	-	-	-	-	-	-	-	-	-
at Wake Forest	-	-	-	-	-	-	-	-	-	-
Ohio State	-	-	-	-	-	-	-	-	-	-
at Penn State	1	2	3	-	-	-	-	-	-	-
Rutgers	-	-	-	-	-	-	-	-	-	-
at Michigan St.	1	2	3	-	-	-	-	-	-	-
Iowa	1	-	1	-	-	-	-	-	-	-
Michigan	1	-	1	-	-	-	-	-	-	-
at Maryland	2	1	3	-	-	1	-	-	-	-
at Purdue	-	2	2	-	-	-	1-0	-	-	-
vs. Duke	-	-	-	-	-	-	-	-	-	-
<b>Totals</b>	<b>8</b>	<b>8</b>	<b>16</b>	<b>-</b>	<b>-</b>	<b>1</b>	<b>1-0</b>	<b>-</b>	<b>-</b>	<b>-</b>





THE LAST TIME...

**YARDS**

**A Team Gained 500 Total Yards:**

INDIANA: Rutgers (507), 11/18/17  
OPPONENT: at Ohio State (609), 10/6/18

**A Team Gained 600 Total Yards:**

INDIANA: Maryland (650), 10/29/16  
OPPONENT: at Ohio State (609), 10/6/18

**A Team Gained Less Than 200 Total Yards:**

INDIANA: at Michigan (191), 11/1/14  
OPPONENT: Rutgers (190), 11/18/17

**An Individual Gained 400 Total Yards:**

INDIANA: Wake Forest, Richard Lagow (488), 9/24/16  
OPPONENT: at Ohio State, Dwayne Haskins (462), 10/6/18

**PASSING**

**An Individual Attempted 40 Passes:**

INDIANA: at Ohio State, Peyton Ramsey (49), 10/6/18  
OPPONENT: at Ohio State, Dwayne Haskins (44), 10/6/18

**An Individual Attempted 50 Passes:**

INDIANA: at Purdue, Richard Lagow (60), 11/25/17  
OPPONENT: at Virginia, K. Benkert (66), 9/9/17

**An Individual Completed 20 Passes:**

INDIANA: at Ohio State, Peyton Ramsey (26), 10/6/18  
OPPONENT: at Ohio State, Dwayne Haskins (33), 10/6/18

**An Individual Completed 30 Passes:**

INDIANA: vs. Michigan State, Peyton Ramsey (32), 9/22/18  
OPPONENT: at Ohio State, Dwayne Haskins (33), 10/6/18

**An Individual Passed For 300 Yards:**

INDIANA: at Ohio State, Peyton Ramsey (322), 10/6/18  
OPPONENT: at Ohio State, Dwayne Haskins (455), 10/6/18

**An Individual Passed For 400 Yards:**

INDIANA: Ohio State, Richard Lagow (410), 8/31/17  
OPPONENT: at Ohio State, Dwayne Haskins (455), 10/6/18

**An Individual Threw Four Touchdown Passes:**

INDIANA: at Purdue, Nate Sudfeld (4), 11/28/15  
OPPONENT: at Ohio State, Dwayne Haskins (6), 10/6/18

**An Individual Threw Five Touchdown Passes:**

INDIANA: Purdue, Tre Roberson (6), 11/30/13  
OPPONENT: at Ohio State, Dwayne Haskins (6), 10/6/18

**An Individual Threw Six Touchdown Passes:**

INDIANA: Purdue, Tre Roberson (6), 11/30/13  
OPPONENT: at Ohio State, Dwayne Haskins (6), 10/6/18

**A Team Had 10 or Fewer Passing Attempts:**

INDIANA: at Michigan (8), 11/1/14  
OPPONENT: Charleston Southern (10), 10/7/17

**A Team Had Five Or Fewer Completions:**

INDIANA: at Michigan (5), 11/1/14  
OPPONENT: Charleston Southern (0), 10/7/17

**A Team Had Zero Completions:**

OPPONENT: Charleston Southern (0), 10/7/17

**A Team Had Zero Yards Passing:**

OPPONENT: Charleston Southern (0), 10/7/17

**A Team Had Fewer Than 50 Yards Passing:**

INDIANA: at Michigan (24), 11/1/14  
OPPONENT: Charleston Southern (0), 10/7/17

**A Team Had Fewer Than 100 Yards Passing:**

INDIANA: Penn State (68), 11/8/14  
OPPONENT: Michigan (58), 10/14/17

**RUSHING**

**An Individual Attempted 40 Rushes:**

INDIANA: at Penn State, BenJarvus Green-Ellis (42), 11/15/03  
OPPONENT: Michigan State, Javon Ringer (44), 9/27/08

**An Individual Attempted 50 Rushes:**

INDIANA: at Wisconsin, Anthony Thompson (52), 11/11/89  
OPPONENT: Michigan State, Lorenzo White (56), 11/14/87

**An Individual Rushed For 100 Yards:**

INDIANA: Ball State, Stevie Scott (114), 9/15/18  
OPPONENT: Virginia, Bryce Perkins (123), 9/8/18

**An Individual Rushed For 150 Yards:**

INDIANA: Virginia, Stevie Scott (204), 9/8/18  
OPPONENT: at Purdue, Markell Jones (217), 11/25/17

**An Individual Rushed For 200 Yards:**

INDIANA: Virginia, Stevie Scott (204), 9/8/18  
OPPONENT: at Purdue, Markell Jones (217), 11/25/17

**An Individual Rushed For 300 Yards:**

INDIANA: at Rutgers, Tevin Coleman (307), 11/15/14  
OPPONENT: Penn State, Larry Johnson (327), 11/16/02

**Two Or More Players Had 100 Yards Rushing In Same Game:**

INDIANA: Rutgers, Morgan Ellison (149) & Cole Gest (104), 11/18/17  
OPPONENT: Duke, Sirk (155) & Duncan (109) & Wilson (103), 12/26/15

**A Team Rushed For Over 300 Yards:**

INDIANA: Maryland (414), 10/29/16  
OPPONENT: vs. Duke (373), 12/26/15

**A Team Rushed For Over 400 Yards:**

INDIANA: Maryland (414), 10/29/16  
OPPONENT: at Wisconsin (554), 11/16/13

**A Team Rushed For Over 450 Yards:**

INDIANA: Indiana State (455), 8/30/14  
OPPONENT: at Wisconsin (554), 11/16/13

**A Team Was Held To Under 50 Yards Rushing:**

INDIANA: Michigan State (29), 9/22/18  
OPPONENT: at Illinois (33), 11/11/17

**A Team Was Held To Under 100 Yards Rushing:**

INDIANA: at Ohio State (84), 10/6/18  
OPPONENT: Rutgers (98), 9/29/18

**A Team Had Fewer Than 25 Rushing Attempts:**

INDIANA: at Ohio State (21), 10/6/18  
OPPONENT: Rutgers (23) 9/29/18

**An Individual Scored On A Run Of 60 Yards:**

INDIANA: Rutgers, Devine Redding (66), 10/17/15  
OPPONENT: Michigan State, Jalen Nailor (75), 9/22/18

**An Individual Scored On A Run Of 70 Yards:**

INDIANA: Rutgers, Zander Diamont (79), 10/17/15  
OPPONENT: Michigan State, Jalen Nailor (75), 9/22/18

**An Individual Scored On A Run Of 80 Yards:**

INDIANA: at Ohio State, Tevin Coleman (90), 11/22/14  
OPPONENT: Duke, Wilson (85), 12/26/15

**An Individual Ran For Three Touchdowns:**

INDIANA: Southern Illinois, Jordan Howard (3), 9/5/15  
OPPONENT: Michigan, Karan Higdon (3), 10/14/17

**An Individual Had Back-To-Back 100-Yard Rushing Games:**

INDIANA: Stevie Scott, Virginia (204), 9/8/18; Ball State (114), 9/15/18

**An Individual Had Back-To-Back 150-Yard Rushing Games:**

INDIANA: Jordan Howard, Iowa (174), 11/7/15; Michigan (238), 11/14/15

**An Individual Had Back-To-Back 200-Yard Rushing Games:**

INDIANA: Tevin Coleman, at Rutgers (307), 11/15/14; at Ohio State (228), 11/22/14

**RECEIVING**

**An Individual Caught 10 Or More Passes:**

INDIANA: Michigan State, Whop Philyor (13), 9/22/18  
OPPONENT: at Virginia, O. Zaccheaus (12), 9/9/17

**Two Individuals Caught 10 Or More Passes:**

INDIANA: at Maryland, Philyor (13), Timian (13) & Cobbs (10), 10/28/17

**Three Individuals Caught 10 Or More Passes:**

INDIANA: at Maryland, Philyor (13), Timian (13) & Cobbs (10), 10/28/17

**An Individual Caught 10 Or More Passes In Consecutive Games:**

INDIANA: James Hardy, vs. Illinois (10), 10/8/05; at Iowa (12), 10/15/05

**An Individual Had 100 Yards Receiving In A Game:**

INDIANA: at Ohio State, Harris (104) & Westbrook (109), 10/6/18  
OPPONENT: at Ohio State, P. Campbell (142), 10/6/18

**Two Individuals Had 100 Yards Receiving In A Game:**

INDIANA: at Ohio State, Harris (104) & Westbrook (109), 10/6/18

**An Individual Had 150 Yards Receiving In A Game:**

INDIANA: Wake Forest, Ricky Jones (208), 9/24/16  
OPPONENT: Rutgers, Leonte Carroo (157), 10/17/15

**An Individual Had 200 Yards Receiving In A Game:**

INDIANA: Wake Forest, Ricky Jones (208), 9/24/16  
OPPONENT: Illinois, Steve Hull (224), 11/9/13

**An Individual Had Back-To-Back 100-Yard Receiving Games:**

INDIANA: Ricky Jones, Wake Forest (208), 9/24/16; Michigan State (124), 10/1/16

**An Individual Had Three Straight 100-Yard Receiving Games:**

INDIANA: Cody Latimer, Bowling Green (137), 9/14/13; Missouri (136), 9/21/13; Penn State (140), 10/5/13

**An Individual Scored On A 60-Yard Reception:**

INDIANA: Michigan State, Whop Philyor (65), 9/22/18  
OPPONENT: at Ohio State, P. Campbell (71), 10/6/18

**An Individual Scored On A 70-Yard Reception:**

INDIANA: Georgia Southern, Ian Thomas (71), 9/23/17  
OPPONENT: at Ohio State, P. Campbell (71), 10/6/18

**An Individual Scored On An 80-Yard Reception:**

INDIANA: at Wisconsin, B. Powers to J. Hardy (83), 10/1/05  
OPPONENT: Michigan State, R.J. Shelton (86), 10/1/16

**An Individual Caught Two Touchdown Passes:**

INDIANA: at FIU, Donovan Hale (2), 9/1/18  
OPPONENT: at Ohio State, Campbell (2) & McLaurin (2), 10/6/18

**An Individual Caught Three Touchdown Passes:**

INDIANA: Purdue, Shane Wynn (3), 11/30/13  
OPPONENT: at Penn State, D. Hamilton (3), 9/30/17

**An Individual Caught Four Touchdown Passes:**

INDIANA: Michigan State, James Hardy (4), 10/28/06  
OPPONENT: Michigan, Jehu Chesson (4), 11/14/15



SCORING

**An Individual Scored Three Touchdowns:**

INDIANA: Michigan, Jordan Howard (3), 11/14/15  
OPPONENT: Michigan, Karan Higdon (3), 10/14/17

**An Individual Scored Four Touchdowns:**

INDIANA: Michigan State, James Hardy (4), 10/28/06  
OPPONENT: Michigan, Jehu Chesson (4), 11/14/15

**An Individual Accounted For Six Touchdowns:**

INDIANA: Purdue, Tre Roberson (6 Passing), 11/30/13

**An Individual Scored A Rushing & Receiving Touchdown In The Same Game:**

INDIANA: at Rutgers, Devine Redding, 11/5/16  
(1 rush, 1 receiving)  
OPPONENT: at Purdue, Akeem Shavers, 11/24/12  
(1 rush, 2 receiving)

**An Individual Scored On A Two-Point Conversion:**

INDIANA: Michigan State, Nick Westbrook (catch), 9/22/18  
OPPONENT: Ohio State, J.T. Barrett (rush), 8/31/17

**A Team Scored A Safety:**

INDIANA: at Maryland, Allen Stallings IV (sack), 10/28/17  
OPPONENT: Purdue, 11/26/16

**A Team Recorded A Shutout:**

INDIANA: Rutgers (41-0), 11/18/17  
OPPONENT: at Michigan (58-0), 10/14/00

**A Team Scored 28 Points In A Quarter:**

INDIANA: Rutgers (28 - 3rd quarter), 10/17/15  
OPPONENT: at Penn State (28 - 1st quarter), 9/30/17

**A Team Scored 30 Points In A Half:**

INDIANA: Georgia Southern (31 - 1st half), 9/23/17  
OPPONENT: Ohio State (36 - 2nd half), 8/31/17

**A Team Scored 40 Points In A Half:**

INDIANA: Indiana State (45 - 1st half), 8/29/13  
OPPONENT: at Purdue (42 - 2nd half), 11/24/12

FIELD GOALS

**An Individual Kicked Three Field Goals:**

INDIANA: at Michigan State, Griffin Oakes (3), 10/21/17  
OPPONENT: vs. Utah, Andy Phillips (4), 12/28/16

**An Individual Kicked Four Field Goals:**

INDIANA: at Maryland, Griffin Oakes (4), 11/21/15  
OPPONENT: vs. Utah, Andy Phillips (4), 12/28/16

**An Individual Kicked A 50-Yard Field Goal:**

INDIANA: at Virginia, Griffin Oakes (51), 9/9/17  
OPPONENT: Duke, Ross Martin (52), 12/26/15

DEFENSE

**An Individual Made 10 Tackles:**

INDIANA: at Purdue, Dutra (11), 11/25/17  
OPPONENT: at Rutgers, Deonte (14), Wilkins (11) & Hayes (10), 9/29/18

**An Individual Made 15 Tackles:**

INDIANA: Wisconsin, Chase Dutra (15), 11/4/17  
OPPONENT: at FIU, Sage Lewis (18), 9/1/18

**An Individual Made 20 Tackles:**

INDIANA: at Michigan State, Austin Thomas (22), 10/13/07  
OPPONENT: at Wisconsin, Nick Greisen (20), 10/6/01

**An Individual Had Two Fumble Recoveries:**

INDIANA: Ball State, Jonathan Crawford (2), 9/13/16

**An Individual Had Two Forced Fumbles:**

INDIANA: Maryland, Marcus Oliver (2), 10/29/16

**An Individual Had Two Interceptions:**

INDIANA: Purdue, Jonathan Crawford (2), 11/26/16  
OPPONENT: Purdue, Bailey Markus (2), 11/26/16

**An Individual Had Three Interceptions:**

INDIANA: at Michigan, Greg Yeldell (3), 10/24/98  
OPPONENT: Iowa, Grant Steen (3), 10/19/02

THE LAST TIME...

**An Individual Recorded 2.0 Sacks**

INDIANA: Michigan State, Marcelino Ball (2.0), 9/22/18  
OPPONENT: at Virginia, M. Kiser (2.0), 9/9/17

**An Individual Recorded 3.0 Sacks**

INDIANA: at Penn State, Tegrav Scales (3.0), 9/30/17  
OPPONENT: at Navy, Keegan Wetzel (3.0), 10/20/12

**An Individual Recorded 4.0 Sacks**

INDIANA: Central Michigan, Matt Mayberry (4.0), 11/1/08  
OPPONENT: Illinois, Will Davis (4.0), 9/22/07

SPECIAL TEAMS

**An Individual Scored On A Punt Return:**

INDIANA: Ball State, J-Shun Harris II (86), 9/15/18  
OPPONENT: at Maryland, D. Savage (16, blocked), 10/28/17

**An Individual Scored On A Kickoff Return:**

INDIANA: at Northwestern, Tevin Coleman (96), 9/29/12  
OPPONENT: at Penn State, Saquon Barkley (98), 9/30/17

**An Individual Scored On An Interception Return:**

INDIANA: at FIU, Jonathan Crawford (33), 9/1/18  
OPPONENT: Michigan State, Shakur Brown (69), 9/22/18

**An Individual Scored On A Fumble Return:**

INDIANA: Charleston Southern, Peyton Ramsey (0), 10/7/17  
OPPONENT: at Penn State, Nick Scott (13), 9/30/17

**An Individual Blocked A Punt:**

INDIANA: Ball State, Peyton Hendershot, 9/15/18

**An Individual Blocked A Field Goal:**

INDIANA: at Maryland, Jacob Robinson, 10/28/17

**A Team Scored On A Punt & Interception Return In The Same Game:**

INDIANA: Western Michigan, 9/2/06 - Chris Phillips 66-yard interception return; Tracy Porter 86-yard punt return

**A Team Scored On A Punt & Fumble Return In The Same Game:**

INDIANA: Georgia Southern, 9/23/17 - Andre Brown Jr. 22-yard fumble return; J-Shun Harris II 70-yard punt return

INDIANA

**Indiana Beat A Ranked Opponent:**

No. 17 Michigan State, 10/1/16  
Indiana 24, Michigan State 21 (ot)

**Indiana Beat A Ranked Opponent On The Road:**

at No. 18 Missouri, 9/20/14  
Indiana 31, Missouri 27

**Indiana Came From 17 Or More Points Down To Win:**

11/21/15 at Maryland  
Maryland led 21-3 with 5:32 remaining in the first quarter before Indiana went on a 44-7 run for a 47-28 victory

IU SINGLE-GAME RECORDS

SINGLE-GAME RUSHING YARDS

- 377 Anthony Thompson at Wisconsin, 11/11/89
- 307 Tevin Coleman at Rutgers, 11/15/14
- 280 Levron Williams at Wisconsin, 10/6/01
- 265 Vaughn Dunbar at Missouri, 9/28/91
- 251 Levron Williams at Mich. State, 11/10/01

SINGLE-PLAY RUSHING YARDS

- 98t Mickey Erehar at Iowa, 1912
- 90t Tevin Coleman at Ohio State, 11/22/14
- 89 Darrick Burnett vs. Miami (Ohio), 9/24/77
- 85t Darius Willis at Michigan, 9/26/09
- 85t Gene Gedman vs. Pittsburgh, 10/6/51
- 85t Larry Marks at Northwestern, 1923

SINGLE-GAME RUSHING ATTEMPTS

- 52 Anthony Thompson at Wisconsin, 11/11/89
- 48 Sean Glover at Iowa, 10/14/95
- 47 Anthony Thompson vs. Iowa, 10/29/88
- 44 Alex Smith vs. Mich. State, 11/11/95
- 43 Alex Smith at Iowa, 10/8/94

SINGLE-GAME PASSING YARDS

- 496 Richard Lagow vs. Wake Forest, 9/24/16
- 480 Ben Chappell vs. Michigan, 10/2/10
- 464 Nate Sudfeld vs. Rutgers, 10/17/15
- 454 Cameron Coffman at Penn State, 11/17/12
- 410 Richard Lagow vs. Ohio State, 8/31/17

SINGLE-PLAY PASSING YARDS

- 99t John Paci to Thomas Lewis at Penn State, 11/6/93
- 91t Lou D'Achille to Bob Robertson Iowa, 10/7/50
- 90 Bob Kramer to Trent Smock at Kentucky, 9/28/74
- 88t Dave Schnell to Rob Turner vs. South Carolina, 12/28/88
- 83t Blake Powers to James Hardy at Wisconsin, 10/1/05

SINGLE-GAME PASSING ATTEMPTS

- 65 Richard Lagow vs. Ohio State, 8/31/17
- 64 Ben Chappell vs. Michigan, 10/2/10
- 60 Richard Lagow at Purdue, 11/25/17
- 59 Richard Lagow at Northwestern, 10/22/16
- 59 Cameron Coffman at Penn State, 11/17/12

SINGLE-GAME PASSING COMPLETIONS

- 45 Ben Chappell vs. Michigan, 10/2/10
- 40 Richard Lagow vs. Ohio State, 8/31/17
- 37 Blake Powers at Iowa, 10/15/05
- 35 Richard Lagow at Northwestern, 10/22/16
- 34 Babe Laufenberg vs. Ohio State, 10/23/82

SINGLE-GAME COMPLETION PERCENTAGE

- .882 Matt LoVecchio (15-of-17) at Illinois, 11/6/04
- .800 Peyton Ramsey (16-of-20) at Virginia, 9/9/17
- .793 Nate Sudfeld (23-of-29) North Texas, 10/4/14
- .792 Kellen Lewis (19-of-24) Akron, 9/15/07
- .786 Tim Clifford (11-of-14) at Colorado, 9/27/80

SINGLE-GAME RECEIVING YARDS

- 285 Thomas Lewis at Penn State, 11/6/93
- 258 Tyrone Browning vs. W. Michigan, 9/12/98
- 256 Nate Lundy at Colorado, 9/27/80
- 221 Tandon Doss vs. Michigan, 10/2/10
- 208 Ricky Jones vs. Wake Forest, 9/24/16

SINGLE-GAME RECEPTIONS

- 16 Jason Spear vs. Purdue, 11/22/97
- 15 Tandon Doss vs. Michigan, 10/2/10
- 14 James Hardy vs. Penn State, 10/20/07
- 13 Whop Philyor vs. Michigan State, 9/22/18
- 13 Whop Philyor at Maryland, 10/28/17
- 13 Luke Timian at Maryland, 10/28/17
- 13 Tyrone Browning vs. W. Michigan, 9/12/98

- Current players in bold



TEAM GAME-BY-GAME

OFFENSE

Date	Opponent	---RUSHING---				---RECEIVING---				-----PASSING-----					--KICK RET--				--PUNT RET--				tot off
		No.	Yds	TD	Lg	No.	Yds	TD	Lg	Cmp-Att	Yds	TD	INT	Lg	No	Yds	TD	Lg	No	Yds	TD	Lg	
9/1	at FIU	45	213	-	32	28	252	4	34	28-37	252	4	1	34	1	11	-	11	1	6	-	6	465
9/8	Virginia	44	237	1	42	16	150	2	33	16-22	150	2	1	33	2	32	-	20	3	2	-	4	387
9/15	Ball State	44	255	4	29	24	202	-	22	24-32	202	-	-	22	3	66	-	28	4	103	1	86	457
9/22	Michigan State	32	29	-	12	32	272	2	65	32-46	272	2	2	65	-	-	-	-	1	19	-	19	301
9/29	at Rutgers	42	163	2	23	27	288	1	25	27-40	288	1	1	25	-	-	-	-	-	-	-	-	451
10/6	at Ohio State	21	84	-	45	26	322	3	38	26-49	322	3	-	38	-	-	-	-	1	8	-	8	406
10/13	Iowa																						
10/20	Penn State																						
10/26	at Minnesota																						
11/10	Maryland																						
11/17	at Michigan																						
11/24	Purdue																						
TOTAL		228	981	7	45	153	1486	12	65	153-226	1486	12	5	65	6	109	-	28	10	138	1	86	2467
OPPONENTS		228	945	8	75	110	1273	12	71	110-187	1273	12	7	71	14	285	-	43	6	22	-	13	2218

DEFENSE

		-----TACKLES-----				-SACKS-		-FUMBLE-		Pass	Blkd	---FG---		-----XPTS-----			
Date	Opponent	Solo	Asst	Total	TFL-Yds	No-Yds	FF	FR-Yds	Int-Yds	Brk	Kick	Made-Att	Made-Att	Run	Rcv	Saf	
9/1	at FIU	40	16	56	5-14	1-8	2	2-0	1-33	3	-	1-1	5-5	-	-	-	
9/8	Virginia	49	14	63	9-23	1-1	2	1-0	-	3	-	0-1	2-3	-	-	-	
9/15	Ball State	49	10	59	7-25	3-16	0	-	1-0	2	1	1-1	5-5	-	-	-	
9/22	Michigan State	46	12	58	9-51	3-37	3	2-0	2-4	2	-	2-2	1-1	-	1	-	
9/29	at Rutgers	28	24	52	3-12	2-8	-	-	1-0	7	-	1-1	3-3	-	-	-	
10/6	at Ohio State	50	46	96	3-12	1-8	1	1-0	2-9	-	-	2-3	2-2	-	-	-	
10/13	Iowa																
10/20	Penn State																
10/26	at Minnesota																
11/10	Maryland																
11/17	at Michigan																
11/24	Purdue																
TOTAL		262	122	384	36-137	11-78	8	6-0	7-46	17	1	7-9	18-19	-	1	-	
OPPONENTS		296	130	426	31-102	9-50	5	4-12	5-88	30	2	2-3	21-21	-	-	-	

STARTING LINEUPS

OFFENSE

Date	Opponent	WR	WR	LT	LG	C	RG	RT	QB	RB	TE	WR
9/1	at FIU	Westbrook	Timian	Cronk	Martin	Littlejohn	Stepaniak	Knight	Ramsey	Gest	Hendershot	Philyor
9/8	Virginia	Westbrook	Timian	Cronk	Martin	Littlejohn	Stepaniak	Knight	Ramsey	Scott	Hendershot	Fryfogle
9/15	Ball State	Westbrook	Philyor	Cronk	Martin	Littlejohn	Stepaniak	Knight	Ramsey	Scott	Hendershot	Fryfogle
9/22	Michigan State	Westbrook	Philyor	Cronk	Martin	Littlejohn	Stepaniak	Knight	Ramsey	Scott	Hendershot	Fryfogle
9/29	at Rutgers	Westbrook	Hale	Cronk	Martin	Linder	Stepaniak	Knight	Ramsey	Scott	Hendershot	Harris
10/6	at Ohio State	Westbrook	Hale	Cronk	Martin	Linder	Stepaniak	Knight	Ramsey	Scott	Hendershot	Harris
10/13	Iowa											
10/20	Penn State											
10/26	at Minnesota											
11/10	Maryland											
11/17	at Michigan											
11/24	Purdue											

DEFENSE

Date	Opponent	DE	DT	DT	DE	LB	LB	CB	HUSKY	S	S	CB
9/1	at FIU	Everett	Robinson	Bowen	Sykes	Willis	Jones	Riggins	Ball	Crawford	Bryant	Brown
9/8	Virginia	Everett	Robinson	Bowen	Sykes	Willis	Jones	Layne	Ball	Crawford	Bryant	Brown
9/15	Ball State	Stallings	Robinson	Bowen	Sykes	Willis	Jones	Riggins	Ball	Crawford	Bryant	Brown
9/22	Michigan State	Stallings	Johnson	Bowen	Sykes	Willis	Jones	Layne	Ball	Crawford	Bryant	Brown
9/29	at Rutgers	Everett	Johnson	Bowen	Stallings	Willis	Jones	Layne	Fitzgerald	Crawford	Bryant	Brown
10/6	at Ohio State	Everett	Johnson	Bowen	Stallings	Willis	Jones	Layne	Ball	Crawford	Bryant	Brown
10/13	Iowa											
10/20	Penn State											
10/26	at Minnesota											
11/10	Maryland											
11/17	at Michigan											
11/24	Purdue											





MISCELLANEOUS STATISTICS

GAME OPENING POSSESSIONS

Indiana						Opponent					
DATE	Opponent	PTS.	PLAYS	YDS.	FD	TIME	PTS.	PLAYS	YDS.	FD	TIME
9/1	at FIU	-	4	26	2	1:11	-	5	24	1	2:06
9/8	Virginia	7	9	75	3	3:09	7	11	71	3	5:24
9/15	Ball State	3	12	85	4	3:12	3	12	61	5	4:06
9/22	Michigan State	-	3	7	-	1:02	-	4	10	1	1:50
9/29	at Rutgers	7	10	75	3	3:19	7	10	75	2	4:14
10/6	at Ohio State	3	7	56	2	3:17	-	10	41	3	2:47
10/13	Iowa										
10/20	Penn State										
10/26	at Minnesota										
11/10	Maryland										
11/17	at Michigan										
11/24	Purdue										

SECOND HALF OPENING POSSESSIONS

Indiana						Opponent					
DATE	Opponent	PTS.	PLAYS	YDS.	FD	TIME	PTS.	PLAYS	YDS.	FD	TIME
9/1	at FIU	-	4	25	1	1:53	-	5	11	1	2:12
9/8	Virginia	-	7	54	2	3:07	7	7	65	2	3:54
9/15	Ball State	-	3	3	-	0:47	-	3	7	-	1:32
9/22	Michigan State	-	3	(6)	-	1:20	-	3	(4)	-	2:21
9/29	at Rutgers	-	3	9	-	1:38	-	8	25	2	4:16
10/6	at Ohio State	-	3	(1)	-	1:03	7	3	75	1	0:51
10/13	Iowa										
10/20	Penn State										
10/26	at Minnesota										
11/10	Maryland										
11/17	at Michigan										
11/24	Purdue										

INDIANA THIRD DOWN, FOURTH DOWN & RED ZONE EFFICIENCY

Third Down and...														
Date	Opponent	1	2	3	4	5	6	7	8	9	10+	Total	Fourth Down	Red Zone
9/1	at FIU	2-3	1-2	1-1	-	0-2	0-1	2-2	0-1	1-1	0-2	7-15	3-3	5-6
9/8	Virginia	1-1	1-1	2-4	1-2	-	0-2	-	1-1	1-1	1-3	8-14	-	1-1
9/15	Ball State	2-3	1-2	2-3	-	-	-	0-1	-	0-1	1-3	6-13	1-2	5-7
9/22	Michigan State	0-1	0-1	1-2	0-1	1-1	1-1	0-1	1-2	0-1	0-5	4-16	1-3	3-4
9/29	at Rutgers	3-3	1-2	1-1	-	2-4	0-1	0-1	2-2	0-1	2-3	11-18	2-3	3-4
10/6	at Ohio State	0-1	1-1	1-2	-	1-1	-	-	0-1	0-3	0-5	3-14	1-3	4-4
10/13	Iowa													
10/20	Penn State													
10/26	at Minnesota													
11/10	Maryland													
11/17	at Michigan													
11/24	Purdue													
Totals		8-12	5-9	8-13	1-3	4-8	1-5	2-5	4-7	2-8	4-21	39-91	8-14	21-26
Third-and-Short (1-3 yds.): 21-34 (61.8%)				Third-and-Medium (4-7 yds.): 8-21 (38.1%)				Third-and-Long (8+ yds.): 10-36 (27.8%)						
Indiana on Third Down: 39-91 (42.9%)				Indiana on Fourth Down: 8-14 (57.1%)				Indiana in the Red Zone: 21-26 (80.8%, 15 TD, 6 FG)						

TIME OF POSSESSION

Date	Opponent	Score	Overall	1st Qtr	2nd Qtr	3rd Qtr	4th Qtr	1st Half	2nd Half
9/1	at FIU	38-28	32:35	6:31	8:38	6:20	11:06	15:09	17:26
9/8	Virginia	20-16	29:36	6:24	6:03	8:30	8:39	12:27	17:09
9/15	Ball State	38-10	32:44	8:09	6:59	7:59	9:37	15:08	17:36
9/22	Michigan State	21-35	28:37	7:07	8:19	7:15	5:56	15:26	13:11
9/29	at Rutgers	24-17	35:24	9:18	8:11	8:08	9:47	17:29	17:55
10/6	at Ohio State	26-49	23:18	8:14	4:38	7:37	2:49	12:52	10:26
10/13	Iowa								
10/20	Penn State								
10/26	at Minnesota								
11/10	Maryland								
11/17	at Michigan								
11/24	Purdue								

## SCORING DRIVES

Opponent	Qtr.	Plays	Yards	TOP	Scoring Play	Obtained
at FIU	1	7	75	2:43	Donavan Hale 18-yard pass from Peyton Ramsey	Kickoff
at FIU	1	-	-	-	Jonathan Crawford 33-yard interception return	Interception
at FIU	2	11	68	3:55	Peyton Hendershot 3-yard pass from Peyton Ramsey	Punt
at FIU	2	9	75	2:31	Donavan Hale 2-yard pass from Peyton Ramsey	Kickoff
at FIU	3	9	72	3:16	Mike Majette 9-yard pass from Michael Penix Jr.	Punt
at FIU	4	13	70	6:13	Logan Justus 36-yard field goal	Kickoff
Virginia	1	9	75	3:09	Stevie Scott 40-yard rush	Kickoff
Virginia	1	2	21	0:29	Donavan Hale 9-yard pass from Peyton Ramsey	Fumble
Virginia	2	3	74	0:52	Nick Westbrook 23-yard pass from Peyton Ramsey	Punt
Ball State	1	12	85	3:12	Logan Justus 21-yard field goal	Kickoff
Ball State	2	12	69	5:00	Stevie Scott 1-yard rush	Missed FG
Ball State	2	-	-	-	J-Shun Harris II 86-yard punt return	Punt
Ball State	2	9	72	2:51	Peyton Ramsey 5-yard rush	Punt
Ball State	3	10	83	3:42	Ronnie Walker 18-yard rush	Punt
Ball State	4	3	38	1:39	Stevie Scott 11-yard rush	Punt
Michigan State	2	10	51	3:18	Stevie Scott 8-yard pass from Peyton Ramsey	Fumble
Michigan State	3	4	-11	0:56	Logan Justus 35-yard field goal	Interception
Michigan State	4	7	90	1:58	Whop Philyor 65-yard pass from Peyton Ramsey	Interception
Michigan State	4	10	57	2:28	Logan Justus 36-yard field goal	Punt
at Rutgers	1	10	75	3:19	Stevie Scott 16-yard rush	Kickoff
at Rutgers	2	16	88	6:09	Peyton Ramsey 1-yard rush	Punt
at Rutgers	2	10	68	4:21	J-Shun Harris II 2-yard pass from Peyton Ramsey	Punt
at Rutgers	2	11	54	4:01	Logan Justus 44-yard field goal	Interception
at Ohio State	1	7	56	3:17	Logan Justus 37-yard field goal	Kickoff
at Ohio State	2	5	75	1:22	Peyton Hendershot 32-yard pass from Peyton Ramsey	Kickoff
at Ohio State	2	6	70	1:33	Nick Westbrook 19-yard pass from Peyton Ramsey	Interception
at Ohio State	2	8	56	1:36	Logan Justus 37-yard field goal	Kickoff
at Ohio State	3	8	58	2:51	Donavan Hale 3-yard pass from Peyton Ramsey	Downs



20-PLUS YARD PLAYS

Opponent.....	Play
at FIU.....	Donavan Hale 34-yard pass form Michael Penix Jr.
at FIU.....	<b>Jonathan Crawford 33-yard interception return</b>
at FIU.....	Reese Taylor 32-yard rush
Virginia.....	<b>Stevie Scott 40-yard rush</b>
Virginia.....	Donavan Hale 33-yard pass from Peyton Ramsey
Virginia.....	<b>Nick Westbrook 23-yard pass from Peyton Ramsey</b>
Virginia.....	Stevie Scott 42-yard rush
Virginia.....	Mike Majette 20-yard kickoff return
Virginia.....	Luke Timian 28-yard pass from Peyton Ramsey
Ball State.....	Reese Taylor 20-yard kickoff return
Ball State.....	Whop Philyor 29-yard rush
Ball State.....	Nick Westbrook 20-yard pass from Peyton Ramsey
Ball State.....	Matt Bjorson 22-yard pass from Peyton Ramsey
Ball State.....	<b>J-Shun Harris II 86-yard punt return</b>
Michigan State.....	<b>Whop Philyor 65-yard pass from Peyton Ramsey</b>
at Rutgers.....	Nick Westbrook 23-yard pass from Peyton Ramsey
at Rutgers.....	Peyton Ramsey 23-yard rush
at Rutgers.....	J-Shun Harris II 25-yard pass from Peyton Ramsey
at Rutgers.....	Ty Fryfogle 25-yard pass from Peyton Ramsey
at Rutgers.....	Nick Westbrook 21-yard pass from Peyton Ramsey
at Rutgers.....	Peyton Hendershot 22-yard pass from Peyton Ramsey
at Rutgers.....	Peyton Hendershot 25-yard pass from Peyton Ramsey
at Ohio State.....	Stevie Scott 45-yard rush
at Ohio State.....	<b>Peyton Hendershot 32-yard pass from Peyton Ramsey</b>
at Ohio State.....	J-Shun Harris II 30-yard pass from Peyton Ramsey
at Ohio State.....	Nick Westbrook 30-yard pass from Peyton Ramsey
at Ohio State.....	Nick Westbrook 38-yard pass from Peyton Ramsey

-touchdowns in bold

20-YARD PLAY BREAKDOWN

<u>Passing</u>	<u>Rushing</u>	<u>Kickoff Return</u>	<u>Punt Return</u>	<u>Interception Return</u>	<u>Fumble Return</u>
17 (3)	6 (1)	2	1 (1)	1 (1)	-

-touchdowns in ()



## CAREER 20-PLUS YARD OFFENSIVE PLAYS

## #2 REESE TAYLOR • ATH

- 32-yard rush at FIU, 2018

YEAR	RUSH	CATCH	PASS	TOTAL
2018	1	-	-	1

## #3 TY FRYFOGLE • WR

- 25-yard pass from Ramsey at Rutgers, 2018

YEAR	RUSH	CATCH	PASS	TOTAL
2018	-	1	-	1

## #4 MORGAN ELLISON • RB

- 45-yard rush vs. Rutgers, 2017

- 39-yard rush vs. Rutgers, 2017

- 34-yard rush vs. Georgia Southern, 2017

- 33-yard rush vs. Georgia Southern, 2017

- 31-yard rush vs. Michigan, 2017

- 25-yard rush vs. Rutgers, 2017

YEAR	RUSH	CATCH	PASS	TOTAL
2017	6	-	-	6

## #5 J-SHUN HARRIS II • WR

- 33-yard pass from Sudfeld at Missouri, 2014

- 30-yard pass from Ramsey at Ohio State, 2018

- 25-yard pass from Ramsey at Rutgers, 2018

- 22-yard pass from Sudfeld at Bowling Green, 2014

- 22-yard pass from Sudfeld at Bowling Green, 2014

YEAR	RUSH	CATCH	PASS	TOTAL
2018	-	2	-	2
2014	-	3 (2)	-	3 (2)
CAREER	-	5 (2)	-	5 (2)

## #6 DONAVAN HALE • WR

- 49-yard pass from Lagow vs. Wake Forest, 2016

- 36-yard pass from Penix Jr. at FIU, 2018

- 33-yard pass from Ramsey vs. Virginia, 2018

- 32-yard pass from Ramsey at Virginia, 2017

- 32-yard pass from Lagow at Rutgers, 2016

- 28-yard pass from Lagow vs. Ohio State, 2017

- 27-yard pass from Lagow vs. Penn State, 2016

- 20-yard pass from Lagow vs. Ohio State, 2017

YEAR	RUSH	CATCH	PASS	TOTAL
2018	-	2	-	2
2017	-	3 (1)	-	3 (1)
2016	-	3 (1)	-	3 (1)
CAREER	-	8 (2)	-	8 (2)

## #9 MICHAEL PENIX JR. - QB

- 34-yard pass to Hale at FIU, 2018

YEAR	RUSH	CATCH	PASS	TOTAL
2018	-	-	1	1
CAREER	-	-	1	1

## #12 PEYTON RAMSEY - QB

- 65-yard pass to Philyor vs. Michigan State, 2018

- 45-yard pass to Mack vs. Charleston Southern, 2017

- 42-yard pass to Williams vs. Georgia Southern, 2017

- 38-yard pass to Westbrook at Ohio State, 2018

- 34-yard pass to Cobbs at Maryland, 2017

- 33-yard pass to Hale vs. Virginia, 2018

- 32-yard pass to Hendershot at Ohio State, 2018

- 32-yard pass to Hale at Virginia, 2017

- 30-yard pass to Harris at Ohio State, 2018

- 30-yard pass to Westbrook at Ohio State, 2018

- 29-yard pass to Cobbs at Michigan State, 2017

- 29-yard pass to Cobbs at Virginia, 2017

- 28-yard pass to Timian vs. Virginia, 2018

- 27-yard pass to Williams vs. Charleston Southern, 2017

- 26-yard rush at Virginia, 2017

- 25-yard pass to Harris at Rutgers, 2018

- 25-yard pass to Fryfogle at Rutgers, 2018

- 24-yard pass to Timian vs. Michigan, 2017

- 23-yard rush at Rutgers, 2018

- 23-yard pass to Westbrook at Rutgers, 2018

- 23-yard pass to Westbrook vs. Virginia, 2018

- 23-yard pass to Timian at Maryland, 2017

- 23-yard pass to Gest at Maryland, 2017

- 23-yard pass to Cobbs vs. Charleston Southern, 2017

- 22-yard pass to Bjorson vs. Ball State, 2018

- 22-yard pass to Hendershot at Rutgers, 2018

- 22-yard pass to Cobbs at Maryland, 2017

- 21-yard pass to Westbrook at Rutgers, 2018

- 20-yard pass to Westbrook vs. Ball State, 2018

YEAR	RUSH	CATCH	PASS	TOTAL
2018	1	-	14 (3)	15 (3)
2017	1 (1)	-	11 (6)	12 (7)
CAREER	2 (1)	-	25 (9)	27 (10)

## #15 NICK WESTBROOK • WR

- 79-yard pass from Lagow vs. Ball State, 2016

- 75-yard pass from Lagow vs. Wake Forest, 2016

- 44-yard pass from Lagow vs. Purdue, 2016

- 40-yard pass from Lagow vs. Penn State, 2016

- 50-yard pass from Lagow at Ohio State, 2016

- 43-yard pass from Lagow vs. Ball State, 2016

- 41-yard pass from Lagow at Rutgers, 2016

- 38-yard pass from Ramsey at Ohio State, 2018

- 37-yard pass from Lagow at Michigan, 2016

- 36-yard pass from Diamont vs. Utah, 2016

- 34-yard pass from Lagow vs. Penn State, 2016

- 33-yard pass from Lagow at Northwestern, 2016

- 30-yard pass from Ramsey at Ohio State, 2018

- 23-yard pass from Ramsey at Rutgers, 2018

- 23-yard pass from Ramsey vs. Virginia, 2018

- 23-yard pass from Sudfeld vs. Duke, 2015

- 22-yard pass from Lagow at Michigan, 2016

- 22-yard pass from Lagow at Rutgers, 2016

- 22-yard pass from Lagow vs. Michigan State, 2016

- 21-yard pass from Ramsey at Rutgers, 2018

- 20-yard pass from Ramsey vs. Ball State, 2018

- 20-yard pass from Lagow vs. Wake Forest, 2016

YEAR	RUSH	CATCH	PASS	TOTAL
2018	-	6	-	6
2016	-	15 (5)	-	15 (5)
2015	-	1	-	1
CAREER	-	22 (5)	-	22 (5)

## #20 COLE GEST • RB

- 42-yard rush vs. Georgia Southern, 2017

- 25-yard rush at Illinois, 2017

- 23-yard pass from Ramsey at Maryland, 2017

YEAR	RUSH	CATCH	PASS	TOTAL
2017	2	1 (1)	-	3 (1)

## #21 STEVIE SCOTT • RB

- 45-yard rush at Ohio State, 2018

- 42-yard rush vs. Virginia, 2018

- 40-yard rush vs. Virginia, 2018

YEAR	RUSH	CATCH	PASS	TOTAL
2018	3 (1)	-	-	3 (1)

## #22 WHOP PHILYOR • WR

- 65-yard pass from Ramsey vs. Michigan State, 2018

- 36-yard pass from Lagow vs. Rutgers, 2017

- 29-yard rush vs. Ball State, 2018

- 24-yard pass from Lagow vs. Wisconsin, 2017

- 20-yard pass from Ramsey at Michigan State, 2017

YEAR	RUSH	CATCH	PASS	TOTAL
2018	1	1 (1)	-	2
2017	-	3	-	3
CAREER	1	4 (1)	-	5

## #24 MIKE MAJETTE • RB

- 48-yard rush vs. Ball State, 2016

- 28-yard pass from Lagow at Florida International, 2016

- 28-yard rush at Purdue, 2015

- 26-yard pass from Lagow at Florida International, 2016

- 21-yard rush vs. Rutgers, 2015

- 20-yard pass from Lagow vs. Michigan, 2017

YEAR	RUSH	CATCH	PASS	TOTAL
2017	-	1	-	1
2016	1	2	-	3
2015	2	-	-	2
CAREER	3	3	-	6

## #25 LUKE TIMIAN • WR

- 40-yard pass from Lagow vs. Michigan State, 2016

- 31-yard pass from Lagow at Michigan, 2016

- 28-yard pass from Ramsey vs. Virginia, 2018

- 27-yard pass from Sudfeld vs. Duke, 2015

- 25-yard pass from Lagow at Purdue, 2017

- 24-yard pass from Lagow at Illinois, 2017

- 24-yard pass from Ramsey vs. Michigan, 2017

- 24-yard pass from Lagow vs. Penn State, 2016

- 24-yard pass from Sudfeld at Maryland, 2015

- 23-yard pass from Ramsey at Maryland, 2017

- 23-yard pass from Lagow at Florida International, 2016

- 22-yard pass from Lagow at Purdue, 2017

- 21-yard pass from Lagow vs. Wisconsin, 2017

- 20-yard pass from Lagow vs. Rutgers, 2017

YEAR	RUSH	CATCH	PASS	TOTAL
2018	-	1	-	1
2017	-	7 (2)	-	7 (2)
2016	-	4	-	4
2015	-	2 (1)	-	2 (1)
CAREER	-	14 (3)	-	14 (3)

CAREER 20-PLUS YARD OFFENSIVE PLAYS

#33 RICKY BROOKINS • RB

- 64-yard rush at Purdue, 2017
- 40-yard rush at Purdue, 2015
- 20-yard rush vs. Utah, 2016

YEAR	RUSH	CATCH	PASS	TOTAL
2017	1	-	-	1
2016	1	-	-	1
2015	1	-	-	1
CAREER	2	-	-	2

#62 BRANDON KNIGHT • OL

- 22-yard pass from Sudfeld at Purdue, 2015

YEAR	RUSH	CATCH	PASS	TOTAL
2015	-	1 (1)	-	1 (1)

#86 PEYTON HENDERSHOT • TE

- 32-yard pass from Ramsey at Ohio State, 2018
- 25-yard pass from Ramsey at Rutgers, 2018
- 22-yard pass from Ramsey at Rutgers, 2018

YEAR	RUSH	CATCH	PASS	TOTAL
2018	-	3 (1)	-	3 (1)

#89 MATT BJORSON • TE

- 22-yard pass from Ramsey vs. Ball State, 2018

YEAR	RUSH	CATCH	PASS	TOTAL
2018	-	1	-	1

- Plays in BOLD indicate a touchdown

## GAME 1

## INDIANA 38, FLORIDA INTERNATIONAL 28

SEPTEMBER 1, 2018

Score by Quarters	1	2	3	4	Final
Indiana	14	14	7	3	38
FIU	7	7	7	7	28

1st	07:42	FIU - Jones, A. 2 yd run (Borregales kick), 11-66 4:01
	04:59	IND - Hale, D. 18 yd pass from Ramsey, P. (Justus kick), 7-75 2:43
	04:01	IND - Crawford, J. 33 yd interception return (Justus kick)
2nd	13:42	IND - Hendershot, P. 3 yd pass from Ramsey, P. (Justus kick), 11-68 3:55
	06:12	FIU - Jones, A. 36 yd run (Borregales kick), 8-79 3:32
	03:41	IND - Hale, D. 2 yd pass from Ramsey, P. (Justus kick), 9-75 2:31
3rd	07:39	IND - Majette, M. 9 yd pass from Penix Jr., M. (Justus kick), 9-72 3:16
	01:11	FIU - Phillips, S. 1 yd run (Borregales kick), 16-78 6:28
4th	09:58	IND - Justus, L. 36 yd field goal, 13-70 6:13
	06:04	FIU - Alexander, M. 7 yd pass from Morgan, J. (Borregales kick), 10-75 3:54

	IND	FIU
FIRST DOWNS	31	22
RUSHES-YARDS (NET)	45-213	39-170
PASSING YDS (NET)	252	157
Passes Att-Comp-Int	37-28-1	28-17-1
TOTAL OFFENSE PLAYS-YARDS	82-465	67-327
Fumble Returns-Yards	0-0	0-0
Punt Returns-Yards	1-6	0-0
Kickoff Returns-Yards	1-11	3-53
Interception Returns-Yards	1-33	1-14
Punts (Number-Avg)	2-43.0	3-44.0
Fumbles-Lost	0-0	3-2
Penalties-Yards	8-90	7-70
Possession Time	32:35	27:25
Third-Down Conversions	7 of 15	5 of 12
Fourth-Down Conversions	3 of 3	2 of 2
Red-Zone Scores-Chances	5-6	3-3
Sacks By: Number-Yards	1-8	1-9

RUSHING: **Indiana** - Scott, Stevie 20-70; Taylor, Reese 3-40; Ramsey, Peyton 8-36; Philyor, Whop 2-23; Majette, Mike 5-19; Gest, Cole 5-17; Penix Jr., Michael 2-8. **FIU** - JONES, Anthony 15-88; PHILLIPS, S. 11-38; PRICE, D'Vonte 2-21; MAXWELL, N. 4-17; ALEXANDER, C. 3-7; MORGAN, James 4-minus 1.

PASSING: **Indiana** - Ramsey, Peyton 20-27-1-156; Penix Jr., Michael 8-10-0-96. **FIU** - MORGAN, James 11-20-1-90; ALEXANDER, C. 6-8-0-67.

RECEIVING: **Indiana** - Timian, Luke 6-50; Fryfogle, Ty 5-33; Westbrook, Nick 5-33; Hale, Donavan 4-60; Philyor, Whop 2-27; Taylor, Reese 2-12; Bjorson, Matt 1-15; Gest, Cole 1-10; Majette, Mike 1-9; Hendershot, P. 1-3. **FIU** - WORTON, C. 5-69; GAITER IV, Tony 4-53; ALEXANDER, M. 4-25; PALMER, S. 3-12; JONES, Anthony 1-minus 2.

INTERCEPTIONS: **Indiana** - Crawford, Jonathan 1-33. **FIU** - HALL, Dorian 1-14.

FUMBLES: **Indiana** - None. **FIU** - MORGAN, James 1-0; ALEXANDER, M. 1-1; ALEXANDER, C. 1-1.

SACKS (UA-A): **Indiana** - Johnson, Jerome 1-0. **FIU** - JOHNSON, A. 1-0.

TACKLES (UA-A): **Indiana** - Willis, Jr., Dameon 4-2; Everett, Gavin 3-1; Ball, Marcelino 3-1; Johnson, Jerome 2-2; Allen, Thomas 3-0; Roof, T.D. 3-0; Jones, Reakwon 3-0; Crawford, Jonathan 3-0; Fitzgerald, B. 2-1; Williams, J. 2-1; Barwick, Jr., Mike 0-3; Bowen, Ja'merez 2-0; Riggins, A'Shon 2-0; Taylor, Reese 2-0; Jones, Cam 1-1; Bryant, Khalil 1-1; Layne, Raheem 1-0; Reece, Tamar 1-0; Stallings, A. 1-0; Sykes, Nile 1-0; Burgess, Juwan 0-1; Robinson, Jacob 0-1; Bryant, Alfred 0-1. **FIU** - LEWIS, Sage 10-8; BROWN, Isaiah 9-0; DAMES, Richard 3-4; HALL, Dorian 5-1; JACQUES-LOUIS, R. 4-1; CURTIS, Noah 2-2; WOODS, Jordan 1-3; SILVA, Fermin 1-3; JOHNSON, A. 1-3; LITTLE, Josh 3-0; CUSHION III, O. 2-1; FREEMAN, Edwin 2-1; GATES, Jamal 1-2; POWELL, Josh 1-1; SHERIFF, J. 1-1; THOMAS-OLIVER 1-1; HUMPHREY, T. 1-0; LUBIN, Emmanuel 1-0; O'GORMAN, Shawn 1-0; DUFFY, Aris 0-1; TART, Teair 0-1.

## POST-GAME NOTES

## TEAM

- Indiana has won 13 of its last 15 season openers and **Tom Allen** claimed his first victory in a season opener (1-1).
- IU has won 12 of its last 13 regular season non-conference games, including four straight overall and five consecutive on the road.
- The Hoosiers have won four straight road openers and Allen is 2-0 in starts away from home.
- Indiana is 3-0 all-time against Florida International, with a pair of wins in Miami.
- Senior safety **Jonathan Crawford**, fifth-year senior offensive lineman **Wes Martin**, senior defensive lineman **Jacob Robinson** and fifth-year senior wide receiver **Luke Timian** served as tonight's game captains.
- IU won the coin toss and elected to defer.
- The Hoosiers wore a helmet decal to honor Bill Mallory, the program's all-time winningest coach, who passed away in Bloomington on May 25, 2018.

## DEFENSE

- **Jonathan Crawford** opened his 2018 campaign in a big way. The senior safety accounted for two takeaways in the first quarter, his fifth career multi-takeaway game. He forced a fumble, the third of his career, on FIU's opening drive and posted his first career pick-6 two drives later in the opening quarter.
- Crawford added three tackles. The Largo, Fla., native moved into a share of eighth on Indiana's career lists with nine interceptions. He has a hand in a team-leading 17 takeaways (9 INTs, 5 fumble recoveries, 3 forced fumbles).
- The interception return for a TD was the program's first since its last visit to Florida International on Sept. 1, 2016. Rashard Fant (34 yards) and Tegray Scales (16) each reached the end zone.
- True freshman safety **Devon Matthews** recovered Crawford's forced fumble.
- Redshirt sophomore defensive tackle **Jerome Johnson** picked up his second career sack in the third quarter. Johnson got credit for a forced fumble, which FIU recovered, and ended the evening with four tackles.
- Fifth-year senior defensive end **Nile Sykes** netted the team's third takeaway when he recovered a fumble in the second quarter, the second of his career.
- Tonight marked the seventh time in Tom Allen's tenure as defensive coordinator that the Hoosiers recorded at least three takeaways (2016 - 4, 2017 - 2, 2018 - 1).
- In his first career start, redshirt junior defensive end **Gavin Everett** posted a pair of tackles for loss and four stops overall.
- Fifth-year senior linebacker **Dameon Willis Jr.** topped Indiana with six tackles.
- Fifth-year senior defensive tackle **Ja'merez Bowen**, redshirt junior defensive end Gavin Everett, redshirt junior linebacker **Reakwon Jones** and junior safety **Khalil Bryant** earned their first career starts on defense.

## OFFENSE

- In his fifth career start, redshirt sophomore **Peyton Ramsey** completed 20-of-27 for 156 yards and matched a career-high with three touchdowns. Ramsey added 36 yards on the ground.
- True freshman **Michael Penix Jr.** took over under center in the third quarter. He became the fifth true freshman quarterback in program history to play (Tim Clifford - 1977, Tre Roberson - 2011, Nate Sudfeld - 2012, Zander Diamond - 2014).
- Penix promptly led the Hoosiers on an 8-play, 72-yard scoring drive, culminating with a 9-yard touchdown pass to senior running back **Mike Majette**. The Tampa, Fla., native led the team to a field goal and his second drive and finished 8-of-10 for 96 yards.
- The TD grab was the second of Majette's career.
- Redshirt junior wide receiver **Donavan Hale** collected his first career two-touchdown game. He was the first Hoosier to reach the end zone in 2018, pulling in an 18-yard pass in the opening stanza, and added a 2-yarder in the second. Hale has four career scores and paced IU with 60 yards on four receptions.
- Redshirt freshman tight end **Peyton Hendershot** recorded his first career touchdown and his first career catch, from 3 yards out, to extend IU's lead to 21-7 in the second quarter.
- Sophomore wideout **Ty Fryfogle** finished with a career-high 5 receptions for a career-best 33 yards.
- True freshman **Reese Taylor** saw time on both sides of the ball. He rushed three times for 40 yards, caught two passes for 12 yards and made two tackles at cornerback.
- True freshman **Stevie Scott** led the way with 70 yards on 20 attempts.
- Fifth-year senior **Luke Timian** (50 yards) finished with a game-high six catches and redshirt junior **Nick Westbrook** (33 yards) added five grabs.
- IU had seven players rush the ball, totaling 213 yards (4.5 per rush).
- The Hoosiers had 10 players with receptions, tallying up 252 yards (9.0 per reception).
- Sophomore wide receiver **Whop Philyor** and redshirt freshman tight end **Peyton Hendershot** earned their first career starts on offense.

## SPECIAL TEAMS

- Redshirt junior kicker **Logan Justus** connected on his first career field goal attempt, from 36 yards, to give Indiana a 38-21 margin.
- Redshirt sophomore **Jared Smolar** recorded four touchbacks on his seven kickoffs.



GAME 2  
INDIANA 20, VIRGINIA 16  
SEPTEMBER 8, 2018

Score by Quarters	1	2	3	4	Final
Virginia	9	0	7	0	16
Indiana	13	7	0	0	20

1st	9:36	VA - Zaccheaus 1 yd pass from Perkins (Mejia kick), 11-71 5:24
	6:27	IND - Stevie 40 yd run (Justus kick), 9-75 3:14
	5:53	IND - Hale 9 yd pass from Ramsey (Justus kick blockd), 2-21 0:29
	5:53	VA - Thornhill PAT return 9 - 13
2nd	1:36	IND - Westbrook 23 yd pass from Ramsey (Justus kick), 3-74 0:52
3rd	7:59	VA - Sharp 20 yd pass from Perkins (Mejia kick), 7-71 3:54

	VA	IND
FIRST DOWNS	15	21
RUSHES-YARDS (NET)	39-188	44-237
PASSING YDS (NET)	106	150
Passes Att-Comp-Int	25-12-0	22-16-1
TOTAL OFFENSE PLAYS-YARDS	64-294	66-387
Fumble Returns-Yards	-	-
Punt Returns-Yards	2-0	3-2
Kickoff Returns-Yards	4-69	2-32
Interception Returns-Yards	1-1	-
Punts (Number-Avg)	7-44.4	6-35.5
Fumbles-Lost	3-1	1-0
Penalties-Yards	5-56	6-42
Possession Time	30:24	29:36
Third-Down Conversions	7 of 16	8 of 15
Fourth-Down Conversions	1 of 1	-
Red-Zone Scores-Chances	2-2	1-1
Sacks By: Number-Yards	-	1-1

RUSHING: **Virginia** - Bryce Perkins 25-123; Jordan Ellis 12-63; Joe Reed 1-8; Olamide Zaccheaus 1-minus 6. **Indiana** - Scott, Stevie 31-204; Ramsey, Peyton 9-27; Taylor, Reese 4-6.

PASSING: **Virginia** - Bryce Perkins 12-24-0-106; TEAM 0-1-0-0. **Indiana** - Ramsey, Peyton 16-22-1-150.

RECEIVING: **Virginia** - Olamide Zaccheaus 5-15; Hasise Dubois 4-49; Chris Sharp 1-20; Tanner Cowley 1-15; Jordan Ellis 1-7. **Indiana** - Hale, Donovan 4-56; Timian, Luke 2-32; Fryfogle, Ty 2-28; Westbrook, Nick 2-26; Hendershot, Peyton 2-8; Bjorson, Matt 1-4; Taylor, Reese 1-4; Dorris, Austin 1-minus 1; Majette, Mike 1-minus 7.

INTERCEPTIONS: **Virginia** - Juan Thornhill 1-1. **Indiana** - None.

FUMBLES: **Virginia** - Bryce Perkins 2-0; Joe Reed 1-1. **Indiana** - Harris II, J-Shun 1-0.

SACKS (UA-A): **Virginia** - None. **Indiana** - Samuels, Kayton 1-0.

TACKLES (UA-A): **Virginia** - Joey Blount 12-1; Malcolm Cook 6-3; Chris Peace 5-2; Juan Thornhill 5-2; Jordan Mack 4-1; Darrius Bratton 4-0; Bryce Hall 4-0; Richard Burney 3-1; Charles Snowden 3-0; Eli Hanback 2-1; Mandy Alonso 1-2; Jordan Redmond 1-1; Zane Zandier 0-2; Lamont Atkins 1-0; Joe Reed 1-0. **Indiana** - Crawford, Jonathan 6-1; Willis Jr., Dameon 5-1; Jones, Reakwon 3-2; McFadden, Micah 4-0; Roof, T.D. 3-1; Stallings IV, Allen 3-0; Layne, Raheem 3-0; Bryant, Alfred 2-1; Burgess, Juwan 2-1; Robinson, Jacob 2-1; Matthews, Devon 2-1; Samuels, Kayton 2-1; Brown Jr., Andre 2-1; Everett, Gavin 2-0; Allen, Thomas 2-0; Riggins, A'Shon 2-0; Bryant, Khalil 1-1; Cronk, Coy 1-0; Majette, Mike 1-0; Johnson, Jerome 1-0; Ball, Marcelino 0-1; Sykes, Nile 0-1.

POST-GAME NOTES

TEAM

- Indiana recorded its fourth takeaway of the season and turned it into six points. IU is plus-2 in takeaway margin and has scored 13 points off of the four takeaways.
- The Hoosiers improved to 41-18 in Memorial Stadium openers with wins in 15 of their last 17 and 32 of their last 37.
- Head coach Tom Allen is 1-1 in his two home starters.
- Indiana has won 13 of its last 14 regular season non-conference games, including five straight overall, nine of the last 10 at home and five consecutive on the road.
- IU is 2-0 for the third time in four campaigns.
- The Hoosiers are 2-2 all-time against Virginia and 1-1 in Bloomington.
- Indiana grabbed its eighth win against an ACC opponent and improved to 8-14 overall.
- This is the fourth straight year in which IU has faced an ACC opponent - Duke (2015), Wake Forest (2015, 16), Virginia (2017, 18) - and it is 3-2 over the stretch.
- The Hoosiers won the coin toss and elected to defer for the second time in as many games in 2018.
- Senior safety **Jonathan Crawford**, fifth-year senior offensive lineman **Wes Martin**, senior defensive lineman **Jacob Robinson** and fifth-year senior wide receiver **Luke Timian** served as tonight's captains for the second straight game.

OFFENSE

- True freshman **Stevie Scott** became the 12th true freshman in program history to reach the 100-yard rushing mark. The Syracuse, N.Y., native finished with 204 yards on 31 carries (6.6 average) with his first career touchdown, a 40-yarder. His 204 yards are the second-most for an IU true freshman back, three shy of Anthony Thompson's mark back in 1986.
- Scott is the first Indiana running back to reach 200 yards since Devine Redding raced for 227 in the 2015 Pinstripe Bowl. His 40-yarder was the team's first 40-yard run since Ricky Brookins raced 64 yards in the 2017 finale at Purdue on Nov. 25.
- Redshirt junior wideout **Donavan Hale** reached the end zone for the third time this season when he collected a 9-yard TD in the opening stanza. Hale closed out the contest with team-high in catches (4) and yardage (56).
- Fellow redshirt junior wide receiver **Nick Westbrook** collected his first score of the year and the eighth of his career, from 23 yards out, in the second quarter. Westbrook finished with 26 yards on two catches.
- **Peyton Ramsey** recorded his fifth career multi-touchdown game and his second straight to open 2018. The redshirt sophomore tossed two TDs and went 16-of-22 (.727) for 150 yards. Ramsey added 27 yards on the ground.
- **Luke Timian** made a pair of receptions for 32 yards. The fifth-year senior is three catches shy of 100 and one yard shy of 1,000 in his career.
- Sophomore wide receiver **Ty Fryfogle** and true freshman running back **Stevie Scott** earned their first career starts.

DEFENSE

- Indiana limited UVA to 294 total yards and just 106 through the air. IU limited four opponents under 300 total yards and four under 150 passing yards in 2017.
- Safety **Jonathan Crawford** made the 40th start of his career tonight. The senior led the Hoosiers with seven tackles (6 solo).
- Redshirt sophomore husky **Marcelino Ball** recorded his 100th career tackle in the second quarter.
- Senior defensive lineman **Jacob Robinson** notched his 50th career tackle. Robinson finished the night with three stops (2 solo).
- Junior defensive lineman **Allen Stallings IV** forced the second fumble of his career, his first coming against Wisconsin in 2017. Stallings also had three solo tackles, two for loss.
- For the second straight week, fifth-year senior Dameon Willis Jr. made six tackles.
- Graduate transfer **Kayton Samuels** recorded the first sack of his career in the fourth quarter.
- Nine Hoosiers combined for nine tackles for loss.

SPECIAL TEAMS

- On the Hoosiers second kickoff, true freshman **Micah McFadden** forced a fumble and redshirt freshman **Bryant Fitzgerald** made the recovery to set up Indiana's second touchdown of the night.
- Redshirt junior **Haydon Whitehead** pinned Virginia inside the 20 four times (20, 10, 13, 9) on his six punts. He carded a long of 58 yards.

**GAME 3**  
**INDIANA 38, BALL STATE 10**  
**SEPTEMBER 15, 2018**

Score by Quarters	1	2	3	4	Final
Ball State	3	0	7	0	10
Indiana	3	21	7	7	38

1st	11:01	BALL - HAGEE, Morgan 31 yd field goal, 12-61 3:59
	7:47	IND - Justus, Logan 21 yd field goal, 12-85 3:07
2nd	14:55	IND - Scott, Stevie 1 yd run (Justus, Logan kick), 12-69 5:00
	12:26	IND - Harris II, J-Shun 86 yd punt return (Justus, Logan kick)
	0:22	IND - Ramsey, Peyton 5 yd run (Justus, Logan kick), 9-72 2:51
3rd	8:52	IND - Walker Jr., Ronnie 18 yd run (Justus, Logan kick), 10-83 3:42
	2:08	BALL - GILBERT, James 27 yd run (HAGEE, Morgan kick), 7-60 2:26
4th	10:11	IND - Scott, Stevie 11 yd run (Justus, Logan kick), 3-38 1:39

	BALL	IND
FIRST DOWNS	18	26
RUSHES-YARDS (NET)	39-204	44-255
PASSING YDS (NET)	143	202
Passes Att-Comp-Int	28-14-1	32-24-0
TOTAL OFFENSE PLAYS-YARDS	67-347	76-457
Fumble Returns-Yards	1-12	-
Punt Returns-Yards	-	4-103
Kickoff Returns-Yards	1-17	3-66
Interception Returns-Yards	-	1-0
Punts (Number-Avg)	8-36.9	4-43.8
Fumbles-Lost	-	1-1
Penalties-Yards	8-75	5-45
Possession Time	27:24	32:29
Third-Down Conversions	4 of 14	6 of 13
Fourth-Down Conversions	0 of 0	1 of 2
Red-Zone Scores-Chances	1-1	5-7
Sacks By: Number-Yards	-	3-16

RUSHING: **Ball State** - Gilbert 16-89; Neal 10-35; Hurt 5-28; Dunner 4-23; Hall 2-21; Huntley 2-8. **Indiana** - Scott, Stevie 18-114; Ramsey, Peyton 6-43; Walker Jr., Ronnie 9-41; Philyor, Whop 1-29; Fiacable, Mike 2-17; Penix Jr., Michael 3-13; Nelson, Craig 2-5; Majette, Mike 1-3; Taylor, Reese 2-4.

PASSING: **Ball State** - Neal 12-24-0-115; Plitt 2-4-1-28. **Indiana** - Ramsey, Peyton 20-27-0-173; Penix Jr. 4-5-0-29.

RECEIVING: **Ball State** - Lacanaria 4-40; Dunner 1-30; Hohlt 1-22; Gilbert 2-17; Littles 1-7; Givan 1-7; Hall 1-6; Williams 1-6; Huntley 1-5; Miller 1-3. **Indiana** - Timian, Luke 5-56; Bjorson, Matt 2-31; Westbrook, Nick 2-25; Hendershot, Peyton 3-22; Taylor, Reese 3-21; Philyor, Whop 3-19; Scott, Stevie 3-12; Fryfogle, Ty 1-8; Harris II, J-Shun 1-6; Majette, Mike 1-2.

INTERCEPTIONS: **Ball State** - none. **Indiana** - James, Isaac 1-0.

FUMBLES: **Ball State** - none. **Indiana** - Scott 1-1.

SACKS (UA-A): **Ball State** - none. **Indiana** - Jones, Reakwon 1-0; Crawford, Jonathan 1-0; Roof, T.D. 1-0.

TACKLES (UA-A): **Ball State** - Martin 9-0; Daw 8-0; White 6-1; Thomas 4-3; Cosby 5-1; Wilborn 5-0; Anderson 5-0; Albright 4-1; Jackson 4-0; Anderson 2-1; Jennette 2-1; Hall 1-2; Littles 2-0; Larsen 2-0; Grenda 2-0; Potts 0-1; Miller 1-0; Walton 0-1; Hannah 0-1; Robinson 0-1; Crumb 0-1; Schroeder 0-1. **Indiana** - Jones, Reakwon 5-0; Crawford, Jonathan 3-2; Williams, Jaylin 4-0; Ball, Marcelino 4-0; Roof, T.D. 4-0; Layne, Raheem 1-2; Matthews, Devon 2-1; Fitzgerald, Bryant 3-0; Allen 3-0; Burgess, Juwan 2-0; Head Jr., James 2-0; James, Isaac 2-0; Riggins, A'Shon 1-1; Jones, Cam 2-0; Willis Jr., Dameon 2-0; McFadden, Micah 2-0; Barwick Jr., Mike 1-1; Bowen, Ja'merez 2-0; Hale, Donovan 1-0; Bryant, Khalil 0-1; Samuels, Kayton 1-0; McGinnis, Michael 1-0; Robinson, Jacob 0-1; Reece, Tramar 0-1; Stallings IV, Allen 1-0.

**POST-GAME NOTES**

**TEAM**

- Indiana has won 14 of its last 15 regular season non-conference games, including six straight overall, 10 of the last 11 at home and five consecutive on the road.
- IU is 3-0 for the 17th time in program history and the first time since 2015.
- Since 2013, the Hoosiers are 8-1 against teams from the state of Indiana, including 2-0 against Ball State.
- The 28-point win is the largest margin of victory for IU in this series.
- Indiana is now 39-9-1 all-time against MAC opponents and 6-3 vs. BSU.
- True freshman defensive tackle **Shamar Jones** and true freshman running back **Ronnie Walker Jr.** earned their first playing time of the season. IU has played 12 true freshmen in 2018.
- The Hoosiers lost the coin toss for the first time. Ball State elected to receive, the third time in as many games Indiana's opponent has started with the ball.
- Senior safety **Jonathan Crawford**, fifth-year senior offensive lineman **Wes Martin**, senior defensive lineman **Jacob Robinson** and fifth-year senior wide receiver **Luke Timian** served as today's captains for the third straight game.

**OFFENSE**

- Indiana finished with 457 total yards and 255 yards on the ground. IU surpassed 450 yards for the second time this season and 200 yards for the third time in as many weeks.
- IU tallied 200-plus rushing yards twice in 2017.
- Ten Hoosiers made receptions and nine recorded carries in the game.
- Redshirt sophomore **Peyton Ramsey** went 20-for-27 (.741) in the air for 173 yards. On the ground, Ramsey had 43 yards and reached the end zone for the first time in 2018 and the third time in his career. The Cincinnati native has completed 70 percent of his passes six times in his career and all three games this year. After he opened the game 2-of-6, Ramsey completed 18-of-19 to close out the first half 20-of-25.
- **Stevie Scott** carded his second consecutive 100-yard game with 114 yards on 18 attempts (6.3 average) and his first career two-touchdown game (2). He did not lose a yard on those 18 carries. Scott is the fastest true freshman back in IU history to reach the century mark twice.
- The Syracuse, N.Y., native is the fourth IU true freshman back to reach the 100-yard mark in consecutive weeks, joining Mike Harkrader (1976), Anthony Thompson (1986) and BenJarvus Green-Ellis (2003). Thompson holds the program record with five consecutive 100-yard games followed by back-to-back 100-yarders from Scott, Harkrader and Green-Ellis.
- Scott caught a career-high three balls for a career-high 12 yards.
- **Luke Timian** finished with game-highs in receptions (5) and yardage (56). The fifth-year senior became the 22nd Hoosier to reach 100 receptions (102) and 1,000 yards (1,055).
- Both sophomore wide receiver **Whop Philyor** and true freshman athlete **Reese Taylor** carried the ball and made catches. Philyor rushed once for 29 yards and made three receptions for 19 yards. Taylor received two carries and added three grabs for 21 yards. He also returned three kicks for 66 yards and finished with 83 all-purpose yards.
- Redshirt freshman tight end **Peyton Hendershot** (3 catches, 22 yards) and true freshman tight end **Matt Bjorson** (2, 31) collected career-bests in receptions and yardage.
- On his first career carry, true freshman running back **Ronnie Walker Jr.** raced 18 yards into the end zone to extend the Indiana lead to 31-3 in quarter No. 3.

**DEFENSE**

- Eighteen Hoosiers tallied multiple tackles and the defense forced six three-and-outs.
- Linebacker **Reakwon Jones** netted the first sack of his career in the fourth quarter and his first career two-TFL game. The redshirt junior shared for the team lead with five tackles.
- Senior safety **Jonathan Crawford** added his second career sack on the very next play. Crawford ended the afternoon with a career-best two stops for loss and five tackles.
- Sophomore linebacker **T.D. Roof** recorded his first career sack as a Hoosier and the third of his career. Roof's previous two sacks came at Georgia Tech. He closed out the game with four stops.
- On the game's final play, redshirt junior defensive back **Isaac James** registered his first career interception and the team's second of the year.
- True freshman defensive end **James Head Jr.** finished with one tackle for a loss and two quarterback hurries.
- With two tackles, fifth-year senior defensive tackle **Mike Barwick Jr.** accumulated the 50th and 51st stops of his career.

**SPECIAL TEAMS**

- With his 86-yard punt return touchdown in the second quarter, **J-Shun Harris II** tied Tim Wilbur for the program record with the third of his career (2018 - 1, 2017 - 2). The 86-yarder is tied for the seventh-longest in school history.
- Harris ended the game with 103 yards to move into eighth place on the Indiana career list with 389. It marked his second career game over 100 punt return yards (109 at Virginia - Sept. 9, 2017).
- Redshirt freshman **Peyton Hendershot** blocked a punt in the second quarter, the Hoosiers first since Zeke Walker at Rutgers on Nov. 5, 2016.
- Redshirt junior **Logan Justus** made his second field goal of the season, from 21 yards, to put the Hoosiers on the board in the opening quarter. Justus hit all five of his PAT attempts.
- Kickoff specialist **Jared Smolar** recorded six touchbacks on seven kicks and 453 yards, a single-game high in both categories.

# GAME 4 MICHIGAN STATE 35, INDIANA 21 SEPTEMBER 22, 2018

Score by Quarters	1	2	3	4	Final
Michigan State	14	7	7	7	35
Indiana	0	7	0	14	21

1st	08:11	MSU - Nailor, Jalen 16 yd pass from Lewerke, Brian (Coghlin, Matt kick), 8-60 3:57
	05:35	MSU - Brown, Shakur 69 yd interception return (Coghlin, Matt kick)
2nd	06:54	IND - Scott, Stevie 8 yd pass from Ramsey, Peyton (Justus, Logan kick), 10-51 3:18
	00:19	MSU - Dotson, Matt 11 yd pass from Lewerke, Brian (Coghlin, Matt kick), 7-74 1:04
3rd	04:47	MSU - Coghlin, Matt 6 yd run (Coghlin, Matt kick), 9-67 4:49
4th	14:43	IND - Justus, Logan 35 yd field goal, 4-11 0:56
	08:19	IND - Philyor 65 yd pass from Ramsey (Westbrook pass from Ramsey), 7-90 1:58
	03:28	IND - Justus, Logan 36 yd field goal, 10-57 2:28
	03:17	MSU - Nailor, Jalen 75 yd run (Coghlin, Matt kick), 1-75 0:11

	MSU	IND
FIRST DOWNS	19	18
RUSHES-YARDS (NET)	40-131	32-29
PASSING YDS (NET)	219	272
Passes Att-Comp-Int	26-15-2	46-32-2
TOTAL OFFENSE PLAYS-YARDS	66-350	78-301
Fumble Returns-Yards	0-0	0-0
Punt Returns-Yards	3-21	1-19
Kickoff Returns-Yards	1-43	0-0
Interception Returns-Yards	2-73	2-4
Punts (Number-Avg)	6-37.2	7-39.9
Fumbles-Lost	3-2	1-0
Penalties-Yards	8-72	6-85
Possession Time	31:23	28:37
Third-Down Conversions	2 of 13	4 of 16
Fourth-Down Conversions	2 of 3	1 of 3
Red-Zone Scores-Chances	3-3	3-4
Sacks By: Number-Yards	4-23	3-37

RUSHING: **Michigan State** - Nailor, Jalen 3-79; Jefferson, La'Darius 10-34; Heyward, Connor 12-23; Coghlin, Matt 1-6; Sowards, Brandon 1-minus 1; **TEAM** 3-minus 4; Lewerke, Brian 10-minus 6. **Indiana** - Scott, Stevie 11-18; Ramsey, Peyton 18-13; Walker Jr., Ronnie 1-0; Taylor, Reese 1-0; **TEAM** 1-minus 2.

PASSING: **Michigan State** - Lewerke, Brian 14-25-2-213; White, Cody 1-1-0-6. **Indiana** - Ramsey, Peyton 32-46-2-272.

RECEIVING: **Michigan State** - Davis, Felton 5-79; White, Cody 4-77; Stewart, Darrell 2-14; Heyward, Connor 1-16; Nailor, Jalen 1-16; Dotson, Matt 1-11; Lewerke, Brian 1-6. **Indiana** - Philyor, Whop 13-148; Harris II, J-Shun 6-42; Majette, Mike 4-12; Hale, Donovan 3-31; Westbrook, Nick 2-14; Taylor, Reese 1-13; Scott, Stevie 1-8; Dorris, Austin 1-2; Fryfogle, Ty 1-2.

INTERCEPTIONS: **Michigan State** - Brown, Shakur 1-69; Simmons, Antjuan 1-4. **Indiana** - Bryant, Khalil 1-4; Jones, Cam 1-0.

FUMBLES: **Michigan State** - Lewerke, Brian 2-1; Jefferson, La'Darius 1-1. **Indiana** - Ramsey, Peyton 1-0.

SACKS (UA-A): **Michigan State** - Dowell, Andrew 1-0; Williams, Raequan 1-0; Willekes, Kenny 1-0; Bouyer-Randle, B. 1-0. **Indiana** - Ball, Marcelino 2-0; Sykes, Nile 1-0.

TACKLES (UA-A): **Michigan State** - Bachie, Joe 8-1; Dowell, Andrew 7-2; Willekes, Kenny 5-3; Layne, Justin 6-1; Dowell, David 5-2; Willis, Khari 4-0; Butler, Josh 3-1; Thompson, Tyriq 3-0; Williams, Raequan 2-1; Jones, Naquan 2-1; Panasiuk, Mike 2-0; Morrissey, Matt 2-0; Bouyer-Randle, B. 2-0; Reschke, Jon 0-2; Henderson, Xavier 1-0; Owens, Gerald 1-0; Simmons, Antjuan 0-1; Camper, Jack 0-1. **Indiana** - Crawford, Jonathan 8-1; Ball, Marcelino 6-0; Bryant, Khalil 3-2; Roof, T.D. 3-1; Jones, Cam 3-0; Riggins, A'Shon 3-0; Layne, Raheem 3-0; Willis Jr., Dameron 2-1; Brown Jr., Andre 2-0; Fitzgerald, Bryant 2-0; Everett, Gavin 1-1; Barwick Jr., Mike 1-1; Allen, Thomas 1-1; Sykes, Nile 1-1; Stallings IV, Allen 1-0; Samuels, Kayton 1-0; Smolar, Jared 1-0; Hendershot, Peyton 1-0; Bowen, Ja'merez 1-0; Jones, Reakwon 1-0; Williams, Jaylin 1-0; Johnson, Jerome 0-1; Burgess, Juwan 0-1; Hale, Donovan 0-1.

## POST-GAME NOTES

### TEAM

- Indiana finished with a 4-2 edge in takeaways and scored 18 points off of the Michigan State miscues.
- The Hoosiers have faced 19 ranked teams since the start of 2014.
- IU won the coin toss for the third time this season and elected to defer for the third time.
- Senior safety **Jonathan Crawford**, fifth-year senior offensive lineman **Wes Martin**, senior defensive lineman **Jacob Robinson** and fifth-year senior wide receiver **Luke Timian** served as today's captains for the fourth straight game.

### DEFENSE

- Indiana produced two interceptions and two fumble recoveries in the game, the team's first four-takeaway game since the Foster Farms Bowl vs. Utah on Dec. 28, 2016. Since Tom Allen arrived in Bloomington in 2016, the Hoosiers have two four-takeaway, eight three-takeaway and 13 multi-takeaway games.
- IU scored 17 points off of the takeaways and has scored 31 points off of nine overall (4 interceptions, 5 fumble recoveries) in 2018.
- The Hoosiers finished with three sacks (2nd time this year), nine tackles for loss (2nd time this year) and three forced fumbles overall.
- Husky **Marcelino Ball** collected the first two sacks and the first forced fumble of his career. The redshirt sophomore finished with six tackles overall, a career-high three for loss, with the two sacks and one forced fumble.
- Fifth-year senior defensive end **Nile Sykes**, who missed the entire 2017 campaign due to injury, recorded his first sack of the season and his first since 2016. Sykes now has six sacks in his career.
- True freshman husky **Cam Jones** recorded his first career forced fumble and senior safety **Jonathan Crawford** made his sixth career recovery in the second quarter. Jones added his first career interception in the fourth quarter. Jones made three stops, all solo.
- Junior safety **Khalil Bryant** picked off the first pass of his career in the third quarter. Bryant also tied his career-high with five tackles, three solo.
- Redshirt junior linebacker **Reakwon Jones** recovered his first career fumble after it was forced out by true freshman safety **Bryant Fitzgerald**, the first of his career. Jones played in his 25th career game and Fitzgerald added one TFL.
- Crawford has had a hand in 18 career takeaways (9 interceptions, 6 fumble recoveries, 3 forced fumbles), including three this year (1 interception, 1 fumble recovery, 1 forced fumble).
- The Largo, Fla., native paced the team with a career-high tying eight solo tackles. His eight solos helped Crawford surpass 150 in his career.
- Junior cornerback **A'Shon Riggins** notched three solo tackles and reached 60 for his career.
- Redshirt sophomore defensive tackle **Jerome Johnson** earned his first career start.

### OFFENSE

- Sophomore **Whop Philyor** matched a career-high with 13 receptions for a career-high 148 yards, including a career-best 65-yard touchdown. Philyor eclipsed double-digit receptions and 100 yards for the second time in his career.
- Philyor's 13 grabs are tied for the fourth-most in program history. He is the only IU pass-catcher with two games of 13-or-more catches.
- Redshirt sophomore quarterback **Peyton Ramsey** finished 32-of-46 for 272 yards with two touchdowns and two interceptions. His 32 completions tie a career-high and share the eighth-most in school history. Ramsey has three-multi TD games in four contests this year and owns six overall in his career.
- Fifth-year senior **J-Shun Harris II** made six receptions for 42 yards. It marked his first game with five-plus grabs since 2014 and the second-most in this career.
- Running back **Stevie Scott** got the Hoosiers on the board with his first career receiving touchdown. The true freshman has four total scores, with the other three coming on the ground.
- Redshirt junior wide receiver **Donavan Hale**, playing in his 30th game, made three receptions to move his career total to 32 and totaled 31 yards.

### SPECIAL TEAMS

- J-Shun Harris II** became the seventh Hoosier to reach 400 punt return yards. The fifth-year senior finished the game with 19 yards on one return and sits seventh on IU's career chart with 408.
- Redshirt junior **Logan Justus** netted the first two field goal game of his career with makes from 35 and 36 yards in two tries.
- Redshirt junior punter **Haydon Whitehead** had seven punts for 279 yards, giving him 4,212 career yards.

# GAME 5 INDIANA 24, RUTGERS 17 SEPTEMBER 29, 2018

Score by Quarters	1	2	3	4	Final
Indiana	7	17	0	0	24
Rutgers	7	0	0	10	17

1st	10:46	RU - Jones, Shameen 11 yd pass from Sitkowski, A. (Davidovicz, J. kick), 10-75 4:14
	7:33	IND - Scott, Stevie 16 yd run (Justus, Logan kick), 10-75 3:13
2nd	14:56	IND - Ramsey, Peyton 1 yd run (Justus, Logan kick), 16-88 6:09
	9:21	IND - Harris II, J-Shun 2 yd pass from Ramsey, Peyton (Justus, Logan kick), 10-68 4:12
	0:20	IND - Justus, Logan 44 yd field goal, 11-54 3:55
4th	10:40	RU - Hilliman, J. 1 yd run (Davidovicz, J. kick), 3-55 1:18
	3:52	RU - Davidovicz, J. 52 yd field goal, 14-46 3:55

	IND	RU
Score	24	17
FIRST DOWNS	24	19
RUSHES-YARDS (NET)	42-163	23-98
PASSING YDS (NET)	288	193
Passes Att-Comp-Int	40-27-1	36-19-1
TOTAL OFFENSE PLAYS-YARDS	82-451	59-291
Fumble Returns-Yards	-	1-0
Punt Returns-Yards	-	-
Kickoff Returns-Yards	-	3-58
Interception Returns-Yards	1-0	1-0
Punts (Number-Avg)	2-44.5	4-41.5
Fumbles-Lost	1-1	-
Penalties-Yards	5-60	6-63
Possession Time	35:45	24:15
Third-Down Conversions	11 of 18	4 of 12
Fourth-Down Conversions	2 of 3	2 of 2
Sacks By: Number-Yards	4-23	3-37

RUSHING: **Indiana** - Scott, Stevie 18-58; Ramsey, Peyton 10-51; Walker Jr., Ronnie 7-35; Taylor, Reese 3-26; Majette, Mike 1-0; **TEAM** 3-minus 7. **Rutgers** - Blackshear, R. 8-64; Hilliman, J. 9-29; Melton, Bo 1-14; Pacheco, Isaih 2-1; **TEAM** 1-minus 2; Sitkowski, A. 2-minus 8.

PASSING: **Indiana** - Ramsey, Peyton 27-40-1-288. **Rutgers** - Sitkowski, A. 18-35-1-154; Pacheco, Isaih 1-1-0-39.

RECEIVING: **Indiana** - Harris II, J-Shun 7-54; Fryfogle, Ty 5-70; Westbrook, Nick 4-62; Taylor, Reese 4-16; Hale, Donovan 3-29; Hendershot, Peyton 2-47; Scott, Stevie 2-10. **Rutgers** - Melton, Bo 4-32; Blackshear, R. 4-22; Jones, Shameen 3-34; Lewis, Eddie 3-23; Washington, J. 2-55; Hilliman, J. 2-18; Anthony, Max 1-9.

INTERCEPTIONS: **Indiana** - Johnson, Jamar 1-0. **Rutgers** - Hayes, Damon 1-0.

FUMBLES: **Indiana** - Scott, Stevie 1-1. **Rutgers** - None.

SACKS (UA-A): **Indiana** - Williams, Jaylin 1-0; Stallings IV, Allen 1-0. **Rutgers** - Bateky, Jon 1-0.

TACKLES (UA-A): **Indiana** - Williams, Jaylin 4-1; Matthews, Devon 3-2; Willis Jr., Dameon 2-3; Bryant, Khalil 3-1; Stallings IV, Allen 2-2; Johnson, Jerome 2-2; Layne, Raheem 2-1; Jones, Reakwon 1-2; Crawford, Jonathan 1-2; Bowen, Ja'merez 1-2; Brown Jr., Andre 2-0; Sykes, Nile 1-1; Ball, Marcelino 1-0; Head Jr., James 1-0; Allen, Thomas 1-0; Taylor, Reese 1-0; Barwick Jr., Mike 0-1; Slusher, Samuel 0-1; Fitzgerald, Bryant 0-1; Burgess, Juwan 0-1; Ziemba, Michael 0-1. **Rutgers** - Roberts, Deonte 6-8; Wilkins, Kevin 3-8; Hayes, Damon 4-6; Wharton, Isaiah 5-1; Hampton, Saquan 4-2; Maddox-Williams 4-1; Morris, Trevor 2-3; Turner, Julius 0-5; Hester, Kiy 4-0; Bateky, Jon 2-2; Young, Avery 1-3; Fogg, Tyshon 1-3; Tverdov, Mike 2-0; Fatukasi, O. 1-1; Previlon, W. 1-0; Battle, Rashawn 0-1.

## POST-GAME NOTES

### TEAM

- Indiana won its first Big Ten road opener since Sept. 29, 2007, when it beat Iowa, 38-20.
- The Hoosiers are 4-1 for the second time in four seasons (2015).
- IU is 6-2 over its last eight games, including a 3-1 road mark during that span (2-0 in 2018).
- Indiana has won three straight games over Rutgers and holds a 3-2 edge in the all-time series.
- The Hoosiers have won their first two road games for the first game since 2007.
- Indiana has scored 85 of the last 105 points scored in the series.
- IU had four scoring drives of 10 plays or more against Rutgers. The Hoosiers have 11 10-play scoring drives this year, with seven resulting in touchdowns.
- Indiana finished 11-of-18 on third downs for the game. Rutgers was 4-for-12.
- IU outgained the Scarlet Knights, 451-291, and had a 35:24-24:36 advantage in time of possession.
- The Hoosiers 16-play, 88-yard touchdown drive that lasted 6:09 minutes in the first half was the longest play-wise and second-longest in yards and time this season.
- Wide receiver **Miles Marshall** made his first career appearance, becoming the 13th true freshman and 25th overall freshman to play for the Hoosiers this season.
- Indiana won the coin toss for the fourth time this season and elected to defer for the fourth time.
- Senior safety **Jonathan Crawford**, fifth-year senior offensive lineman **Wes Martin**, senior defensive lineman **Jacob Robinson** and fifth-year senior wide receiver **Luke Timian** served as today's captains for the fifth straight game.

### OFFENSE

- Redshirt sophomore **Peyton Ramsey** was 26-of-39 for 263 yards and a touchdown. Ramsey also ran the ball 10 times for 51 yards.
- Ramsey's 339 yards of total offense marks the second 300-yard game of his career.
- Ramsey's 1-yard touchdown was the fourth rushing TD of his career and the second of the season.
- True freshman **Stevie Scott's** 16-yard touchdown in the first quarter was his fourth of the season. Scott finished the game with 18 rushes for 58 yards and two receptions for 10 yards.
- Fifth-year senior **J-Shun Harris II's** 2-yard touchdown reception in the second quarter was his first since Sept. 20, 2014, at Missouri. The TD catch was the third of his career.
- Harris II matched his career-high with seven receptions, totaling 54 receiving yards.
- Redshirt freshman tight end **Peyton Hendershot** had two receptions for a season-high 47 yards.
- Junior wide receiver **Nick Westbrook** had season-highs with four receptions and 62 yards.
- Sophomore wide receiver **Ty Fryfogle** had career-best marks with five receptions for 70 yards.
- True freshman athlete **Reese Taylor** matched his season-high with four receptions, while recording 16 receiving yards. Taylor also rushed three times for 26 yards.
- Redshirt junior wide receiver **Donavan Hale** had three receptions for 29 yards, giving him 512 for his career.
- Indiana's 24 points in the first half were tied for the second-most of any half this season. IU has scored 20-or-more points in four different halves (all first halves).
- Fifth-year senior **Nick Linder** earned his first career start at Indiana and the 27th of his career.

### DEFENSE

- True freshman cornerback **Jaylin Williams**, true freshman safety **Devon Matthews** and fifth-year senior linebacker **Dameon Willis Jr.** led the way with five tackles each. A total of 21 Hoosiers recorded at least one tackle in the victory.
- Williams recorded his first career sack in the fourth quarter.
- With his two solo tackles, Willis now has 51 for his career.
- True freshman defensive back **Jamar Johnson's** interception in the second quarter was the first of his career.
- Indiana has five INTs on the season and has recorded at least one pick in four of its five games.
- IU converted the takeaway into three points and has scored 34 points off of 10 overall (5 interceptions, 5 fumble recoveries) in 2018.
- Johnson's interception marked the second straight week with an INT from a true freshman (Cam Jones).
- Redshirt junior linebacker **Reakwon Jones** and sophomore cornerback **Raheem Layne** each had two PBUs and finished with three tackles apiece.
- Junior defensive lineman **Allen Stallings IV's** sack in the second quarter was his first this season and the fourth of his career.
- Redshirt freshman **Bryant Fitzgerald** made the first start of his career at Husky.

### SPECIAL TEAMS

- Redshirt junior kicker **Logan Justus'** 44-yard field goal in the second quarter was a career-long. Justus is 5-of-6 on field goals this season.



**GAME 6**  
**OHIO STATE 49, INDIANA 26**  
**OCTOBER 6, 2018**

Score by Quarters	1	2	3	4	Final
Indiana	3	17	6	0	26
Ohio State	7	21	7	14	49

1st	11:47	IND - Justus 37 yd field goal, 7-56 3:13
	2:58	OSU - Dobbins 1 yd run (Nuernberger kick), 9-71 3:06
2nd	12:21	OSU - Dixon 39 yd pass from Haskins (Nuernberger kick), 9-78 3:28
	10:59	IND - Hendershot 32 yd pass from Ramsey (Justus kick), 5-75 1:22
	7:04	IND - Westbrook 19 yd pass from Ramsey (Justus kick), 6-70 1:33
	4:39	OSU - Campbell 18 yd pass from Haskins (Nuernberger kick), 6-75 2:25
	2:16	OSU - McLaurin 7 yd pass from Haskins (Nuernberger kick), 6-32 2:16
	0:40	IND - Justus 37 yd field goal, 8-56 1:36
3rd	14:09	OSU - Campbell 71 yd pass from Haskins (Nuernberger kick), 3-75 0:51
	4:53	IND - Hale 3 yd pass from Ramsey (Ramsey pass incpt), 8-58 2:44
4th	12:21	OSU - McLaurin 17 yd pass from Haskins (Nuernberger kick), 10-67 2:56
	6:51	OSU - Victor 30 yd pass from Haskins (Nuernberger kick), 10-76 4:18

	IND	OSU
Score	26	49
FIRST DOWNS	22	33
RUSHES-YARDS (NET)	21-84	48-154
PASSING YDS (NET)	322	455
Passes Att-Comp-Int	49-26-0	44-33-2
TOTAL OFFENSE PLAYS-YARDS	70-406	92-609
Fumble Returns-Yards	-	-
Punt Returns-Yards	1-8	1-1
Kickoff Returns-Yards	-	2-45
Interception Returns-Yards	2-9	-
Punts (Number-Avg)	4-38.8	2-41.5
Fumbles-Lost	2-2	1-1
Penalties-Yards	3-35	9-82
Possession Time	25:45	34:15
Third-Down Conversions	3 of 14	8 of 16
Fourth-Down Conversions	1 of 3	3 of 4
Sacks By: Number-Yards	1-8	3-11

RUSHING: **Indiana** - Scott, Stevie 9-64; Ramsey, Peyton 10-10; Taylor, Reese 1-9; Majette, Mike 1-1. **Ohio State** - Dobbins, J.K. 26-82; Weber, Mike 13-70; Haskins, Dwayne 7-7; TEAM 2-minus 5.

PASSING: **Indiana** - Ramsey, Peyton 26-49-0-322. **Ohio State** - Haskins, Dwayne 33-44-2-455.

RECEIVING: **Indiana** - Harris II, J-Shun 8-104; Westbrook, Nick 5-109; Fryfogle, Ty 3-26; Majette, Mike 3-23; Taylor, Reese 2-11; Scott, Stevie 2-6; Hendershot, Peyton 1-32; Dorris, Austin 1-8; Hale, Donavan 1-3. **Ohio State** - Campbell, P. 9-142; Dixon, Johnnie 5-73; Mack, Austin 5-49; McLaurin, Terry 4-59; Hill, K.J. 4-46; Victor, B. 2-43; Dobbins, J.K. 2-25; Farrell, Luke 1-13; Weber, Mike 1-5.

INTERCEPTIONS: **Indiana** - Fitzgerald, Bryant 1-9; Matthews, Devon 1-0. **Ohio State** - None.

FUMBLES: **Indiana** - Ramsey, Peyton 1-1; Taylor, Reese 1-1. **Ohio State** - Weber, Mike 1-1.

SACKS (UA-A): **Indiana** - Sykes, Nile 1-0. **Ohio State** - Jones, Dre'Mont 1-0; Borland, Tuf 1-0; Werner, Pete 1-0.

TACKLES (UA-A): **Indiana** - Willis Jr., Dameon 4-5; Roof, T.D. 6-2; Ball, Marcelino 3-5; Jones, Reakwon 4-3; Brown Jr., Andre 3-3; Crawford, Jonathan 2-4; Barwick Jr., Mike 4-1; Layne, Raheem 3-2; Stallings IV, Allen 3-2; Bryant, Khalil 2-3; Burgess, Juwan 1-4; Head Jr., James 3-1; Sykes, Nile 1-3; Johnson, Jerome 2-1; Ziemba, Michael 2-1; Allen, Thomas 0-3; Fitzgerald, Bryant 2-0; Riggins, A'Shon 1-1; Wilson, Brandon 1-1; Williams, Jaylin 1-0; McFadden, Micah 1-0; Bjorson, Matt 1-0; Matthews, Devon 0-1. **Ohio State** - Harrison, Malik 5-0; Fuller, Jordan 4-1; Wint, Jahsen 4-1; Werner, Pete 4-0; Young, Chase 3-1; Borland, Tuf 3-0; Wade, Shaun 3-0; Pryor, Isaiah 3-0; Browning, Baron 2-0; Arnette, Damon 2-0; Jones, Dre'Mont 1-1; Saunders, C.J. 1-0; Togiai, Tommy 1-0; Okudah, Jeffrey 1-0; Hamilton, Davon 1-0; Sheffield, K. 1-0.

**POST-GAME NOTES**

**TEAM**

- Indiana has faced 20 ranked teams since the start of 2014.
- The Hoosiers received the ball to begin the game and scored first for the first time this season.
- IU scored its 41st point off of 13 takeaways this year.
- Ohio State won the toss and deferred. Indiana is 4-2 in coin tosses in 2018.
- Senior safety **Jonathan Crawford**, fifth-year senior offensive lineman **Wes Martin**, senior defensive lineman **Jacob Robinson** and fifth-year senior wide receiver **Luke Timian** served as today's captains for the sixth straight game.

**OFFENSE**

- Indiana's offense scored points on all four trips inside the red zone.
- Redshirt sophomore quarterback **Peyton Ramsey** went 26-of-49 for a career-high 322 yards and matched a career-high with three touchdowns. It is the seventh multi-touchdown game of his career and his fourth of the season.
- Ramsey also set a career-high with his 49 attempts.
- Redshirt junior wide receiver **Nick Westbrook** carded his fourth career 100-yard game and his first of 2018 with 109 yards on five receptions. He pulled in his second touchdown of the year, a 19-yarder, and the ninth of his career in the second quarter.
- Fifth-year senior **J-Shun Harris II** caught a career-high eight passes for a career-best 104 yards, his first career 100-yard game. Harris collected a 30-yard, one-handed grab, the second-longest of his career.
- The Hoosiers had multiple 100-yard receivers for the first time since the 2017 finale at Purdue.
- On the game's opening drive, true freshman running back **Stevie Scott** broke out a 45-yard run, a career-long. It was his third rush of 40-plus yards this season.
- With 64 yards on the day, Scott increased his 2018 total to 528 yards, becoming the seventh true freshman to accumulate 500-or-more yards in a season. He currently sits sixth on the list.
- Redshirt junior wide receiver **Donavan Hale** hauled in his sixth career touchdown pass and his fourth of the season on a 3-yard strike in the third stanza.
- Redshirt freshman tight end **Peyton Hendershot** caught his second career touchdown from 32 yards out in quarter No. 2. The 32-yarder is a career-long reception.

**DEFENSE**

- Indiana recorded two interceptions and one fumble recovery to push its season takeaway total to 13 (7 INT, 6 FR). It is the 14th multi-takeaway and ninth three takeaway game of the **Tom Allen** era (31 games) and the third in both categories this season.
- Redshirt junior defensive tackle **Brandon Wilson** notched his first career forced fumble and it was recovered by true freshman husky **Cam Jones**, his third career takeaway (forced fumble, interception).
- Fifth-year senior **Dameon Willis Jr.** set a career-high in tackles with nine.
- Redshirt junior linebacker **Reakwon Jones** also set a career-high in tackles with seven.
- Jones pressured Dwayne Haskins into a second quarter interception made by true freshman safety **Devon Matthews**, the first of his career. Matthews has two career takeaways (fumble recovery).
- Sophomore linebacker **T.D. Roof's** eight tackles were a career-high. Roof also tacked on a tackle for a loss.
- Fifth-year senior defensive tackle **Mike Barwick Jr.** (career-high), junior safety **Khalil Bryant** (tied career-high), redshirt freshman safety **Juwan Burgess** (tied career-high), sophomore cornerback **Raheem Layne** and junior defensive end **Allen Stallings IV** (career-high) each recorded five tackles.
- Redshirt freshman defensive back **Bryant Fitzgerald's** interception in the third quarter was his first career interception and third career takeaway (forced fumble and fumble recovery).
- Redshirt senior defensive end **Nile Sykes** tallied his seventh career sack and second of the season.

**SPECIAL TEAMS**

- Redshirt junior kicker **Logan Justus** converted on two field goals, his second game with two three-pointers, to improve to 7-of-9 on the season. Justus had made six straight kicks before a miss late in the third quarter.

The Automated ScoreBook  
Indiana Game Results (October 6, 2018)  
All games

Date	Opponent		Score	Overall	Conference	Time	Attend
Sep 01, 2018	at FIU	W	38-28	1-0	0-0	3:20	17082
Sep 08, 2018	VIRGINIA	W	20-16	2-0	0-0	3:04	35492
Sep 15, 2018	BALL STATE	W	38-10	3-0	0-0	3:06	40240
* Sep 22, 2018	#24 MICHIGAN STATE	L	21-35	3-1	0-1	3:25	45445
* Sep 29, 2018	at Rutgers	W	24-17	4-1	1-1	3:17	32056
* Oct 06, 2018	at #3 Ohio State	L	26-49	4-2	1-2	3:43	104193

The Automated ScoreBook  
Indiana Overall Team Statistics (October 6, 2018)  
All games

Team Statistics	IND	OPP
SCORING	167	155
Points Per Game	27.8	25.8
Points Off Turnovers	41	33
FIRST DOWNS	142	126
Rushing	50	52
Passing	73	61
Penalty	19	13
RUSHING YARDAGE	981	945
Yards gained rushing	1085	1085
Yards lost rushing	104	140
Rushing Attempts	228	228
Average Per Rush	4.3	4.1
Average Per Game	163.5	157.5
TDs Rushing	7	8
PASSING YARDAGE	1486	1273
Comp-Att-Int	153-226-5	110-187-7
Average Per Pass	6.6	6.8
Average Per Catch	9.7	11.6
Average Per Game	247.7	212.2
TDs Passing	12	12
TOTAL OFFENSE	2467	2218
Total Plays	454	415
Average Per Play	5.4	5.3
Average Per Game	411.2	369.7
KICK RETURNS: #-Yards	6-109	14-285
PUNT RETURNS: #-Yards	10-138	6-22
INT RETURNS: #-Yards	7-46	5-88
KICK RETURN AVERAGE	18.2	20.4
PUNT RETURN AVERAGE	13.8	3.7
INT RETURN AVERAGE	6.6	17.6
FUMBLES-LOST	6-4	10-6
PENALTIES-Yards	33-357	43-418
Average Per Game	59.5	69.7
PUNTS-Yards	25-997	30-1212
Average Per Punt	39.9	40.4
Net punt average	36.6	34.5
KICKOFFS-Yards	34-2097	28-1692
Average Per Kick	61.7	60.4
Net kick average	39.3	40.5
TIME OF POSSESSION/Game	30:22	29:38
3RD-DOWN Conversions	39/91	30/83
3rd-Down Pct	43%	36%
4TH-DOWN Conversions	8/14	10/12
4th-Down Pct	57%	83%
SACKS BY-Yards	11-78	10-51
MISC YARDS	0	11
TOUCHDOWNS SCORED	21	21
FIELD GOALS-ATTEMPTS	7-9	2-3
ON-SIDE KICKS	0-0	0-1
RED-ZONE SCORES	(21-26) 81%	(16-18) 89%
RED-ZONE TOUCHDOWNS	(15-26) 58%	(14-18) 78%
PAT-ATTEMPTS	(18-19) 95%	(21-21) 100%
ATTENDANCE	121177	153331
Games/Avg Per Game	3/40392	3/51110
Neutral Site Games		0/0

Score by Quarters	1st	2nd	3rd	4th	OT	Total
Indiana	40	83	20	24	0	167
Opponents	47	35	35	38	0	155

The Automated ScoreBook  
Indiana Overall Individual Statistics (October 6, 2018)  
All games

Rushing	gp	att	gain	loss	net	avg	td	lg	avg/g
Scott, Stevie	6	107	538	10	528	4.9	4	45	88.0
Ramsey, Peyton	6	61	244	64	180	3.0	2	23	30.0
Taylor, Reese	6	14	90	13	77	5.5	0	32	12.8
Walker Jr., Ronnie	3	17	78	2	76	4.5	1	19	25.3
Philyor, Whop	4	3	52	0	52	17.3	0	29	13.0
Penix Jr., Michael	2	5	21	0	21	4.2	0	12	10.5
Fiacable, Mike	1	2	18	1	17	8.5	0	18	17.0
Majette, Mike	6	8	22	5	17	2.1	0	14	2.8
Gest, Cole	1	5	17	0	17	3.4	0	6	17.0
Nelson, Craig	3	2	5	0	5	2.5	0	3	1.7
TEAM	3	4	0	9	-9	-2.2	0	0	-3.0
Total	6	228	1085	104	981	4.3	7	45	163.5
Opponents	6	228	1085	140	945	4.1	8	75	157.5

Passing	gp	effic	comp-att-int	pct	yds	td	lg	avg/g
Ramsey, Peyton	6	133.47	141-211-5	66.8	1361	11	65	226.8
Penix Jr., Michael	2	172.00	12-15-0	80.0	125	1	34	62.5
Total	6	136.03	153-226-5	67.7	1486	12	65	247.7
Opponents	6	129.70	110-187-7	58.8	1273	12	71	212.2

Receiving	gp	no.	yds	avg	td	lg	avg/g
Harris II, J-Shun	6	22	206	9.4	1	30	34.3
Westbrook, Nick	6	20	269	13.4	2	38	44.8
Philyor, Whop	4	18	194	10.8	1	65	48.5
Fryfogle, Ty	6	17	167	9.8	0	25	27.8
Hale, Donavan	6	15	179	11.9	4	34	29.8
Timian, Luke	3	13	138	10.6	0	28	46.0
Taylor, Reese	6	13	77	5.9	0	13	12.8
Majette, Mike	6	10	39	3.9	1	17	6.5
Hendershot, Peyton	6	9	112	12.4	2	32	18.7
Scott, Stevie	6	8	36	4.5	1	8	6.0
Bjorson, Matt	6	4	50	12.5	0	22	8.3
Dorris, Austin	6	3	9	3.0	0	8	1.5
Gest, Cole	1	1	10	10.0	0	10	10.0
Total	6	153	1486	9.7	12	65	247.7
Opponents	6	110	1273	11.6	12	71	212.2

Punt Returns	no.	yds	avg	td	lg
Harris II, J-Shun	10	138	13.8	1	86
Total	10	138	13.8	1	86
Opponents	6	22	3.7	0	13

Interceptions	no.	yds	avg	td	lg
Matthews, Devon	1	0	0.0	0	0
Fitzgerald, Bryant	1	9	9.0	0	9
Bryant, Khalil	1	4	4.0	0	4
Jones, Cam	1	0	0.0	0	0
Crawford, Jonathan	1	33	33.0	1	33
Johnson, Jamar	1	0	0.0	0	0
James, Isaac	1	0	0.0	0	0
Total	7	46	6.6	1	33
Opponents	5	88	17.6	1	69

Kick Returns	no.	yds	avg	td	lg
Taylor, Reese	3	66	22.0	0	28
Majette, Mike	2	32	16.0	0	20
Fitzgerald, Bryant	1	11	11.0	0	11
Total	6	109	18.2	0	28
Opponents	14	285	20.4	0	43

Fumble Returns	no.	yds	avg	td	lg
Total	0	0	0.0	0	0
Opponents	2	12	6.0	0	12



**The Automated ScoreBook**  
**Indiana Overall Individual Statistics (October 6, 2018)**  
**All games**

Scoring	td	fg	PAT				dxp	saf	pts
			kick	rush	rcv	pass			
Justus, Logan	-	7-9	18-19	-	-	-	-	-	39
Scott, Stevie	5	-	-	-	-	-	-	-	30
Hale, Donovan	4	-	-	-	-	-	-	-	24
Westbrook, Nick	2	-	-	-	1	-	-	-	14
Ramsey, Peyton	2	-	-	-	-	1-2	-	-	12
Harris II, J-Shun	2	-	-	-	-	-	-	-	12
Hendershot, Peyton	2	-	-	-	-	-	-	-	12
Majette, Mike	1	-	-	-	-	-	-	-	6
Crawford, Jonathan	1	-	-	-	-	-	-	-	6
Walker Jr., Ronnie	1	-	-	-	-	-	-	-	6
Philyor, Whop	1	-	-	-	-	-	-	-	6
Total	21	7-9	18-19	-	1	1-2	-	-	167
Opponents	21	2-3	21-21	-	-	-	1	-	155

Total Offense	g	plays	rush	pass	total	avg/g
Ramsey, Peyton	6	272	180	1361	1541	256.8
Scott, Stevie	6	107	528	0	528	88.0
Penix Jr., Michael	2	20	21	125	146	73.0
Taylor, Reese	6	14	77	0	77	12.8
Walker Jr., Ronnie	3	17	76	0	76	25.3
Philyor, Whop	4	3	52	0	52	13.0
Fiacable, Mike	1	2	17	0	17	17.0
Majette, Mike	6	8	17	0	17	2.8
Gest, Cole	1	5	17	0	17	17.0
Nelson, Craig	3	2	5	0	5	1.7
TEAM	3	4	-9	0	-9	-3.0
Total	6	454	981	1486	2467	411.2
Opponents	6	415	945	1273	2218	369.7

Field Goals	fg	pct.	01-19	20-29	30-39	40-49	50-99	lg	blk
Justus, Logan	7-9	77.8	0-0	1-1	5-5	1-2	0-1	44	1

FG Sequence	Indiana	Opponents
FIU	(36)	-
Virginia	41	-
Ball State	(21)	(31),48
Michigan State	(35),(36)	-
Rutgers	(44)	(52)
Ohio State	(37),(37),50	-

Punting	no.	yds	avg	lg	tb	fc	i20	50+	blk
Whitehead, Haydon	25	997	39.9	58	3	12	7	2	0
Total	25	997	39.9	58	3	12	7	2	0
Opponents	30	1212	40.4	61	2	9	8	4	1

Kickoffs	no.	yds	avg	tb	ob	retn	net	ydln
Smolar, Jared	34	2097	61.7	19	0			
Total	34	2097	61.7	19	0	20.4	39.3	25
Opponents	28	1692	60.4	18	0	18.2	40.5	24

Numbers in (parentheses) indicate field goal was made.

**The Automated ScoreBook**  
**Indiana Overall Individual Statistics (October 6, 2018)**  
**All games**

All Purpose	g	rush	rcv	pr	kr	ir	total	avg/g
Scott, Stevie	6	528	36	0	0	0	564	94.0
Harris II, J-Shun	6	0	206	138	0	0	344	57.3
Westbrook, Nick	6	0	269	0	0	0	269	44.8
Philyor, Whop	4	52	194	0	0	0	246	61.5
Taylor, Reese	6	77	77	0	66	0	220	36.7
Ramsey, Peyton	6	180	0	0	0	0	180	30.0
Hale, Donovan	6	0	179	0	0	0	179	29.8
Fryfogle, Ty	6	0	167	0	0	0	167	27.8
Timian, Luke	3	0	138	0	0	0	138	46.0
Hendershot, Pey	6	0	112	0	0	0	112	18.7
Majette, Mike	6	17	39	0	32	0	88	14.7
Walker Jr., Ronn	3	76	0	0	0	0	76	25.3
Bjorson, Matt	6	0	50	0	0	0	50	8.3
Crawford, Jonat	6	0	0	0	0	33	33	5.5
Gest, Cole	1	17	10	0	0	0	27	27.0
Penix Jr., Micha	2	21	0	0	0	0	21	10.5
Fitzgerald, Brya	6	0	0	0	11	9	20	3.3
Fiacable, Mike	1	17	0	0	0	0	17	17.0
Dorris, Austin	6	0	9	0	0	0	9	1.5
Nelson, Craig	3	5	0	0	0	0	5	1.7
Bryant, Khalil	6	0	0	0	0	4	4	0.7
TEAM	3	-9	0	0	0	0	-9	-3.0
Total	6	981	1486	138	109	46	2760	460.0
Opponents	6	945	1273	22	285	88	2613	435.5

The Automated ScoreBook  
Indiana Overall Defensive Statistics (October 6, 2018)  
All games

##	Defensive Leaders	gp	Tackles				Sacks no-yds	Pass defense			Fumbles		blkd	
			ua	a	tot	tfl/yds		int-yds	brup	qbh	rcv-yds	ff	kick	saf
9	Crawford, Jonathan	6	23	9	32	3.0-12	1.0-8	1-33	1	.	1-0	1	.	.
43	Willis Jr., Dameon	6	19	12	31	2.0-2	.	.	.	.	.	.	.	.
7	Jones, Reakwon	6	17	7	24	4.5-7	1.0-2	.	2	1	1-0	.	.	.
42	Ball, Marcelino	6	17	7	24	4.0-26	2.0-18	.	1	1	.	1	.	.
45	Roof, T.D.	6	19	4	23	3.0-9	1.0-6	.	.	.	.	.	.	.
29	Bryant, Khalil	6	10	9	19	.	.	1-4	.	.	.	.	.	.
17	Layne, Raheem	6	13	5	18	.	.	.	2	.	.	.	.	.
99	Stallings IV, Allen	6	11	4	15	4.0-12	1.0-5	.	.	3	.	1	.	.
98	Johnson, Jerome	6	7	7	14	1.0-8	1.0-8	.	.	1	.	1	.	.
44	Allen, Thomas	6	10	4	14	1.5-2	.	.	.	1	.	.	.	.
23	Williams, Jaylin	6	12	2	14	1.0-3	1.0-3	.	1	.	.	.	.	.
51	Barwick Jr., Mike	6	6	7	13	.	.	.	.	1	.	.	.	.
14	Brown Jr., Andre	6	9	4	13	1.0-1	.	.	3	.	.	.	.	.
1	Burgess, Juwan	6	5	8	13	1.0-4	.	.	.	.	.	.	.	.
27	Matthews, Devon	6	7	5	12	.	.	1-0	1	.	1-0	.	.	.
31	Fitzgerald, Bryant	6	9	2	11	1.0-6	.	1-9	.	.	1-0	1	.	.
28	Riggins, A'Shon	5	9	2	11	.	.	.	1	.	.	.	.	.
35	Sykes, Nile	6	4	6	10	2.5-27	2.0-27	.	1	1	1-0	.	.	.
6A	Head Jr., James	5	6	2	8	1.0-4	.	.	.	2	.	.	.	.
54	Bowen, Ja'merez	6	6	2	8	.	.	.	2	.	.	.	.	.
69	Everett, Gavin	5	6	2	8	3.5-10	.	.	1	.	.	.	.	.
47	McFadden, Micah	6	7	.	7	1.0-3	.	.	.	1	.	1	.	.
34	Jones, Cam	5	6	1	7	.	.	1-0	.	1	1-0	1	.	.
52	Samuels, Kayton	6	4	1	5	1.0-1	1.0-1	.	.	.	.	.	.	.
91	Robinson, Jacob	3	2	3	5	.	.	.	.	.	.	.	.	.
87	Ziemba, Michael	6	2	2	4	.	.	.	.	.	.	.	.	.
92	Bryant, Alfred	6	2	2	4	.	.	.	.	.	.	.	.	.
2	Taylor, Reese	6	3	.	3	.	.	.	.	.	.	.	.	.
95	Wilson, Brandon	6	1	1	2	.	.	.	.	.	.	1	.	.
13	James, Isaac	6	2	.	2	.	.	1-0	.	.	.	.	.	.
97	Reece, Tramar	3	1	1	2	.	.	.	.	.	.	.	.	.
6	Hale, Donavan	6	1	.	1	.	.	.	.	.	.	.	.	.
55	McGinnis, Michael	6	1	.	1	.	.	.	.	.	.	.	.	.
86	Hendershot, Peyton	6	1	.	1	.	.	.	.	.	.	.	1	.
24	Majette, Mike	6	1	.	1	.	.	.	.	.	.	.	.	.
89	Bjorson, Matt	6	1	.	1	.	.	.	.	.	.	.	.	.
46	Slusher, Samuel	3	.	1	1	.	.	.	.	.	.	.	.	.
5D	Cronk, Coy	6	1	.	1	.	.	.	.	.	.	.	.	.
90	Smolar, Jared	6	1	.	1	.	.	.	.	.	.	.	.	.
16	Johnson, Jamar	6	.	.	.	.	.	1-0	1	.	.	.	.	.
Total		6	262	122	384	36-137	11-78	7-46	17	13	6-0	8	1	.
Opponents		6	296	130	426	31-102	10-51	5-88	30	9	4-12	5	2	.

# The Automated ScoreBook

## Indiana Combined Team Statistics (October 6, 2018)

### All games

Date	Opponent		Score	Att.	Record:	Overall	Home	Away	Neutral
Sep 01, 2018	at FIU	W	38-28	17082	All games	4-2	2-1	2-1	0-0
Sep 08, 2018	VIRGINIA	W	20-16	35492	Conference	1-2	0-1	1-1	0-0
Sep 15, 2018	BALL STATE	W	38-10	40240	Non-Conference	3-0	2-0	1-0	0-0
* Sep 22, 2018	#24 MICHIGAN STATE	L	21-35	45445					
* Sep 29, 2018	at Rutgers	W	24-17	32056					
* Oct 06, 2018	at #3 Ohio State	L	26-49	104193					

Rushing	gp	att	gain	loss	net	avg	td	lg	avg/g
Scott, Stevie	6	107	538	10	528	4.9	4	45	88.0
Ramsey, Peyton	6	61	244	64	180	3.0	2	23	30.0
Taylor, Reese	6	14	90	13	77	5.5	0	32	12.8
Walker Jr., Ronnie	3	17	78	2	76	4.5	1	19	25.3
Philyor, Whop	4	3	52	0	52	17.3	0	29	13.0
Penix Jr., Michael	2	5	21	0	21	4.2	0	12	10.5
Fiacable, Mike	1	2	18	1	17	8.5	0	18	17.0
Majette, Mike	6	8	22	5	17	2.1	0	14	2.8
Gest, Cole	1	5	17	0	17	3.4	0	6	17.0
Nelson, Craig	3	2	5	0	5	2.5	0	3	1.7
Total	6	228	1085	104	981	4.3	7	45	163.5
Opponents	6	228	1085	140	945	4.1	8	75	157.5

Passing	gp	effc	comp-att-int	pct	yds	td	lg	avg/g
Ramsey, Peyton	6	133.47	141-211-5	66.8	1361	11	65	226.8
Penix Jr., Michael	2	172.00	12-15-0	80.0	125	1	34	62.5
Total	6	136.03	153-226-5	67.7	1486	12	65	247.7
Opponents	6	129.70	110-187-7	58.8	1273	12	71	212.2

Receiving	gp	no.	yds	avg	td	lg	avg/g
Harris II, J-Shun	6	22	206	9.4	1	30	34.3
Westbrook, Nick	6	20	269	13.4	2	38	44.8
Philyor, Whop	4	18	194	10.8	1	65	48.5
Fryfogle, Ty	6	17	167	9.8	0	25	27.8
Hale, Donavan	6	15	179	11.9	4	34	29.8
Timian, Luke	3	13	138	10.6	0	28	46.0
Taylor, Reese	6	13	77	5.9	0	13	12.8
Majette, Mike	6	10	39	3.9	1	17	6.5
Hendershot, Peyton	6	9	112	12.4	2	32	18.7
Scott, Stevie	6	8	36	4.5	1	8	6.0
Bjorson, Matt	6	4	50	12.5	0	22	8.3
Dorris, Austin	6	3	9	3.0	0	8	1.5
Gest, Cole	1	1	10	10.0	0	10	10.0
Total	6	153	1486	9.7	12	65	247.7
Opponents	6	110	1273	11.6	12	71	212.2

Field Goals	fg	pct.	01-19	20-29	30-39	40-49	50-99	lg	blk
Justus, Logan	7-9	77.8	0-0	1-1	5-5	1-2	0-1	44	1

Scoring	td	fg	kick	rush	rcv	pass	dxp	saf	pts
Justus, Logan	-	7-9	18-19	-	-	-	-	-	39
Scott, Stevie	5	-	-	-	-	-	-	-	30
Hale, Donavan	4	-	-	-	-	-	-	-	24
Westbrook, Nick	2	-	-	-	1	-	-	-	14
Hendershot, Peyton	2	-	-	-	-	-	-	-	12
Ramsey, Peyton	2	-	-	-	-	1-2	-	-	12
Harris II, J-Shun	2	-	-	-	-	-	-	-	12
Philyor, Whop	1	-	-	-	-	-	-	-	6
Crawford, Jonathan	1	-	-	-	-	-	-	-	6
Walker Jr., Ronnie	1	-	-	-	-	-	-	-	6
Majette, Mike	1	-	-	-	-	-	-	-	6
Total	21	7-9	18-19	-	1	1-2	-	-	167
Opponents	21	2-3	21-21	-	-	-	1	-	155

Score by Quarters	1st	2nd	3rd	4th	OT	Total
Indiana	40	83	20	24	0	167
Opponents	47	35	35	38	0	155

Team Statistics	IND	OPP
FIRST DOWNS	142	126
Rushing	50	52
Passing	73	61
Penalty	19	13
RUSHING YARDAGE	981	945
Rushing Attempts	228	228
Average Per Rush	4.3	4.1
Average Per Game	163.5	157.5
TDs Rushing	7	8
PASSING YARDAGE	1486	1273
Comp-Att-Int	153-226-5	110-187-7
Average Per Pass	6.6	6.8
Average Per Catch	9.7	11.6
Average Per Game	247.7	212.2
TDs Passing	12	12
TOTAL OFFENSE	2467	2218
Average Per Play	5.4	5.3
Average Per Game	411.2	369.7
KICK RETURNS: #-Yards	6-109	14-285
PUNT RETURNS: #-Yards	10-138	6-22
INT RETURNS: #-Yards	7-46	5-88
FUMBLES-LOST	6-4	10-6
PENALTIES-Yards	33-357	43-418
PUNTS-AVG	25-39.9	30-40.4
TIME OF POSSESSION/Game	30:22	29:38
3RD-DOWN Conversions	39/91	30/83
4TH-DOWN Conversions	8/14	10/12

Interceptions	no.	yds	avg	td	lg
James, Isaac	1	0	0.0	0	0
Crawford, Jonathan	1	33	33.0	1	33
Fitzgerald, Bryant	1	9	9.0	0	9
Matthews, Devon	1	0	0.0	0	0
Bryant, Khalil	1	4	4.0	0	4
Jones, Cam	1	0	0.0	0	0
Johnson, Jamar	1	0	0.0	0	0

Punting	no.	yds	avg	lg	tb	fc	i20	50+	blk
Whitehead, Haydon	25	997	39.9	58	3	12	7	2	0

Punt Returns	no.	yds	avg	td	lg
Harris II, J-Shun	10	138	13.8	1	86
Total	10	138	13.8	1	86
Opponents	6	22	3.7	0	13

Kick Returns	no.	yds	avg	td	lg
Taylor, Reese	3	66	22.0	0	28
Majette, Mike	2	32	16.0	0	20
Fitzgerald, Bryant	1	11	11.0	0	11
Total	6	109	18.2	0	28
Opponents	14	285	20.4	0	43

All Purpose	g	rush	rcv	pr	kr	ir	total	avg/g
Scott, Stevie	6	528	36	0	0	0	564	94.0
Harris II, J-Shun	6	0	206	138	0	0	344	57.3
Westbrook, Nick	6	0	269	0	0	0	269	44.8
Philyor, Whop	4	52	194	0	0	0	246	61.5
Taylor, Reese	6	77	77	0	66	0	220	36.7
Total	6	981	1486	138	109	46	2760	460.0
Opponents	6	945	1273	22	285	88	2613	435.5

Total Offense	g	plays	rush	pass	total	avg/g
Ramsey, Peyton	6	272	180	1361	1541	256.8
Scott, Stevie	6	107	528	0	528	88.0
Penix Jr., Michael	2	20	21	125	146	73.0
Taylor, Reese	6	14	77	0	77	12.8
Walker Jr., Ronnie	3	17	76	0	76	25.3
Total	6	454	981	1486	2467	411.2
Opponents	6	415	945	1273	2218	369.7

##	Defensive Leaders	gp	ua	a	tot	tfl/yds	Sacks	Pass defense	qbh	Fumbles	blkd	saf
9	Crawford, Jonathan	6	23	9	32	3.0-12	1.0-8	1-33	1	1-0	1	.
43	Willis Jr., Dameon	6	19	12	31	2.0-2	.	.	.	.	.	.
42	Ball, Marcelino	6	17	7	24	4.0-26	2.0-18	.	1	1	1	.
7	Jones, Reakwon	6	17	7	24	4.5-7	1.0-2	.	2	1	1	.
Total		6	262	122	384	36-137	11-78	7-46	17	13	6-0	8
Opponents		6	296	130	426	31-102	10-51	5-88	30	9	4-12	5



The Automated ScoreBook  
Indiana Team Game-by-Game (October 6, 2018)  
All games

TEAM STATISTICS

		Rushing				Receiving				Passing				Kick Returns				Punt Returns				tot		
Date	Opponent	no.	yds	td	lg	no.	yds	td	lg	cmp	att	int	yds	td	lg	no.	yds	td	lg	no.	yds	td	lg	off
Sep 01	at FIU	45	213	0	32	28	252	4	34	28	37	1	252	4	34	1	11	0	11	1	6	0	6	465
Sep 08	VIRGINIA	44	237	1	42	16	150	2	33	16	22	1	150	2	33	2	32	0	20	3	2	0	4	387
Sep 15	BALL STATE	44	255	4	29	24	202	0	22	24	32	0	202	0	22	3	66	0	28	4	103	1	86	457
Sep 22	MICHIGAN STATE	32	29	0	12	32	272	2	65	32	46	2	272	2	65	0	0	0	0	1	19	0	19	301
Sep 29	at Rutgers	42	163	2	23	27	288	1	25	27	40	1	288	1	25	0	0	0	0	0	0	0	0	451
Oct 06	at Ohio State	21	84	0	45	26	322	3	38	26	49	0	322	3	38	0	0	0	0	1	8	0	8	406
Indiana		228	981	7	45	153	1486	12	65	153	226	5	1486	12	65	6	109	0	28	10	138	1	86	2467
Opponents		228	945	8	75	110	1273	12	71	110	187	7	1273	12	71	14	285	0	43	6	22	0	13	2218

Games: 6 • Avg/rush: 4.3 • Avg/catch: 9.7 • Pass effic: 136.03 • KR avg: 18.2 • PR avg: 13.8 • All purpose avg/game: 460.0 • Total offense avg/gm: 411.2

		Tackles				Sacks	Fumble		Pass Defense			blkd	PAT Attempts			off		
Date	Opponent	ua	a	total	tfl-yds	no-yds	ff	fr-yds	int-yds	qbh	brup	kick	kick	rush	rcv	saf	t/o	pts
Sep 01	at FIU	40	16	56	5.0-14	1.0-8	2	2-0	1-33	1	3	0	5-5	0	0	0	7	38
Sep 08	VIRGINIA	49	14	63	9.0-23	1.0-1	2	1-0	0-0	1	3	0	2-3	0	0	0	6	20
Sep 15	BALL STATE	49	10	59	7.0-25	3.0-16	0	0-0	1-0	5	2	1	5-5	0	0	0	0	38
Sep 22	MICHIGAN STATE	46	12	58	9.0-51	3.0-37	3	2-0	2-4	2	2	0	1-1	0	1	0	18	21
Sep 29	at Rutgers	28	24	52	3.0-12	2.0-8	0	0-0	1-0	2	7	0	3-3	0	0	0	3	24
Oct 06	at Ohio State	50	46	96	3.0-12	1.0-8	1	1-0	2-9	2	0	0	2-2	0	0	0	7	26
Indiana		262	122	384	36.0-137	11.0-78	8	6-0	7-46	13	17	1	18-19	0	1	0	41	167
Opponents		296	130	426	31.0-102	10.0-51	5	4-12	5-88	9	30	2	21-21	0	0	0	33	155

		Punting									Field Goals			Kickoffs				
Date	Opponent	no.	yds	avg	long	blkd	tb	fc	50+	i20	md-att	long	blkd	no.	yds	avg	tb	ob
Sep 01	at FIU	2	86	43.0	50	0	1	1	1	0	1-1	36	0	7	434	62.0	4	0
Sep 08	VIRGINIA	6	213	35.5	58	0	0	3	1	4	0-1	0	1	4	227	56.8	0	0
Sep 15	BALL STATE	4	175	43.8	48	0	1	2	0	1	1-1	21	0	7	453	64.7	6	0
Sep 22	MICHIGAN STATE	7	279	39.9	46	0	0	3	0	1	2-2	36	0	5	295	59.0	3	0
Sep 29	at Rutgers	2	89	44.5	48	0	1	1	0	0	1-1	44	0	5	304	60.8	2	0
Oct 06	at Ohio State	4	155	38.8	46	0	0	2	0	1	2-3	37	0	6	384	64.0	4	0
Indiana		25	997	39.9	58	0	3	12	2	7	7-9	44	1	34	2097	61.7	19	0
Opponents		30	1212	40.4	61	1	2	9	4	8	2-3	52	0	28	1692	60.4	18	0

The Automated ScoreBook  
Indiana Opponent Game-by-Game (October 6, 2018)  
All games

OPPONENT STATISTICS

Date	Opponent	Rushing				Receiving				Passing				Kick Returns				Punt Returns				tot off
		no.	yds	td	lg	no.	yds	td	lg	cmp-att-int	yds	td	lg	no.	yds	td	lg	no.	yds	td	lg	
Sep 01	at FIU	39	170	3	36	17	157	1	35	17-28-1	157	1	35	3	53	0	27	0	0	0	0	327
Sep 08	VIRGINIA	39	188	0	47	12	106	2	24	12-25-0	106	2	24	4	69	0	25	2	0	0	0	294
Sep 15	BALL STATE	39	204	1	27	14	143	0	30	14-28-1	143	0	30	1	17	0	17	0	0	0	0	347
Sep 22	MICHIGAN STATE	40	131	2	75	15	219	2	32	15-26-2	219	2	32	1	43	0	43	3	21	0	13	350
Sep 29	at Rutgers	23	98	1	36	19	193	1	39	19-36-1	193	1	39	3	58	0	26	0	0	0	0	291
Oct 06	at Ohio State	48	154	1	21	33	455	6	71	33-44-2	455	6	71	2	45	0	29	1	1	0	1	609
Opponents		228	945	8	75	110	1273	12	71	110-187-7	1273	12	71	14	285	0	43	6	22	0	13	2218
Indiana		228	981	7	45	153	1486	12	65	153-226-5	1486	12	65	6	109	0	28	10	138	1	86	2467

Games: 6 • Avg/rush: 4.1 • Avg/catch: 11.6 • Pass effci: 129.70 • KR avg: 20.4 • PR avg: 3.7 • All purpose avg/game: 435.5 • Total offense avg/gm: 369.7

Date	Opponent	Tackles				Sacks no-yds	Fumble		Pass Defense			blkd kick	PAT Attempts			off		
		ua	a	total	tfl-yds		ff	fr-yds	int-yds	qbh	brup		kick	rush	rcv	saf	t/o	pts
Sep 01	at FIU	50	34	84	3.0-13	1.0-9	0	0-0	1-14	1	2	0	4-4	0	0	0	7	28
Sep 08	VIRGINIA	52	16	68	6.0-19	0.0-0	0	0-0	1-1	0	5	2	2-2	0	0	0	2	16
Sep 15	BALL STATE	62	16	78	5.0-12	0.0-0	1	1-12	0-0	1	5	0	1-1	0	0	0	0	10
Sep 22	MICHIGAN STATE	53	16	69	9.0-34	5.0-24	1	0-0	2-73	1	3	0	5-5	0	0	0	7	35
Sep 29	at Rutgers	40	44	84	2.0-8	1.0-7	1	1-0	1-0	4	4	0	2-2	0	0	0	10	17
Oct 06	at Ohio State	39	4	43	6.0-16	3.0-11	2	2-0	0-0	2	11	0	7-7	0	0	0	7	49
Opponents		296	130	426	31.0-102	10.0-51	5	4-12	5-88	9	30	2	21-21	0	0	0	33	155
Indiana		262	122	384	36.0-137	11.0-78	8	6-0	7-46	13	17	1	18-19	0	1	0	41	167

		Punting									Field Goals			Kickoffs				
Date	Opponent	no.	yds	avg	long	blkd	tb	fc	50+	i20	md-att	long	blkd	no.	yds	avg	tb	ob
Sep 01	at FIU	3	132	44.0	50	0	0	2	1	0	0-0	0	0	4	260	65.0	3	0
Sep 08	VIRGINIA	7	313	44.7	61	0	0	0	2	4	0-0	0	0	3	184	61.3	1	0
Sep 15	BALL STATE	8	295	36.9	49	1	1	1	0	1	1-2	31	0	3	193	64.3	0	0
Sep 22	MICHIGAN STATE	6	223	37.2	46	0	1	3	0	0	0-0	0	0	6	350	58.3	5	0
Sep 29	at Rutgers	4	166	41.5	45	0	0	3	0	3	1-1	52	0	4	210	52.5	2	0
Oct 06	at Ohio State	2	83	41.5	52	0	0	0	1	0	0-0	0	0	8	495	61.9	7	0
Opponents		30	1212	40.4	61	1	2	9	4	8	2-3	52	0	28	1692	60.4	18	0
Indiana		25	997	39.9	58	0	3	12	2	7	7-9	44	1	34	2097	61.7	19	0