

FIGHTING ILLINI[®]

FOOTBALL



ILLINOIS FIGHTING ILLINI (5-5, 3-4) vs. IOWA HAWKEYES (8-2, 5-2)

Saturday, Nov. 18, 2023 // 2:30 p.m. CT // FS1
Iowa City, Iowa // Kinnick Stadium



GAME DAY INFO

TV | FS1

- » Adam Alexander (play-by-play) and Devin Gardner (analyst)

RADIO | Busey Bank Illini Sports Network

- » Brian Barnhart (play-by-play), Martin O'Donnell (analyst), Michael Martin (sideline), and Steve Kelly (pre/half/post)
- » The broadcast can be heard live on **TuneIn** online radio, **SiriusXM** (389), the **SiriusXM App**, and at **FightingIllini.com/live**.



FOLLOW THE ILLINI

- » Website: FightingIllini.com
- » Twitter/X: @IlliniFootball
- » Instagram: @IlliniFootball
- » Facebook: /IlliniFootball

ALL-TIME SERIES vs. IOWA

- » **Series:** Illinois leads, 39-37-2
- » **Last:** W, 9-6 (10/8/2022 at Illinois)
- » **Streak:** W1
- » **in Iowa City:** Illinois trails, 18-20-2
- » **Bielema vs. Iowa:** 4-3

ILLINOIS FIGHTING ILLINI (5-5, 3-4)

Sept. 2	Toledo	W, 30-28
Sept. 8	at Kansas	L, 23-34
Sept. 16	#7 Penn State	L, 13-30
Sept. 23	Florida Atlantic	W, 23-17
Sept. 30	at Purdue	L, 19-44
Oct. 6	Nebraska	L, 7-20
Oct. 14	at Maryland	W, 27-24
Oct. 21	Wisconsin	L, 21-25
Nov. 4	at Minnesota	W, 27-26
Nov. 11	Indiana	W, 48-45 (OT)
Nov. 18	at Iowa	2:30 p.m. CT (FS1)
Nov. 25	Northwestern	2:30 p.m. CT (BTN)
Dec. 2	Big Ten Championship	7 p.m. CT (FOX)

Rankings are AP Poll before November / CFP after November 1

Final Regular-Season Road Trip Up Next for Illinois

- Winners of three of their last four games, the Fighting Illini travel to Iowa looking to clinch bowl eligibility against the Hawkeyes, which have already clinched at least a share of the Big Ten West.
- Illinois head coach Bret Bielema will make his first trip to his alma mater, Iowa, as Illinois' head coach. Bielema missed the 2021 game due to COVID protocols. Assistant head coach/wide receivers coach George McDonald filled in for Bielema in Iowa City.
- Bielema secured his seventh Big Ten road win in his first three seasons as Illinois' head coach with the victory at Minnesota. His seven Big Ten road wins are tied for the third-most by a head coach in Illinois history through their first three seasons. Only John Mackovic (9, 1988-90) and Lou Tepper (8, 1992-94) won more Big Ten road games in their first three seasons at Illinois than Bielema.
- Bielema's 12 Big Ten wins through his first three seasons at Illinois are the most since Lou Tepper won 13 in his first three seasons from 1992-94. Bielema has the fourth-most Big Ten wins through three seasons among the Illini's 13 head coaches in modern history (post-1940).
- Illinois is one win away from bowl eligibility. If the Illini win one more game this season, they will qualify for bowls in back-to-back seasons for the first time since 2010-11.
- Illinois has won 3+ Big Ten games in each of Bret Bielema's first three seasons as head coach. It is the first time Illinois has won 3+ Big Ten games in three straight seasons since 1992-94.

Paddock Has the Illini on the Brink of Bowl Eligibility

- Illinois' last two games have featured incredible performances from backup QB John Paddock. After starter Luke Altmyer left the game at Minnesota with 1:25 left in the fourth quarter, Paddock has gone 27-for-39 passing for 592 yards and five touchdown passes - including two game-winning touchdown passes - in Illinois' wins against Minnesota and Indiana.
- In his first start at Illinois, Paddock threw for 507 yards on 24-for-36 passing last week against Indiana in one of the greatest passing performances in Illinois history. He set the Illini's Memorial Stadium record for passing yards, plus had the second-most passing yards in Illinois history. For his efforts, Paddock was named the Big Ten Offensive Player of the Week.
- In Illinois' last road game, the Illini had a thrilling 27-26 victory at Minnesota two weeks ago. After Altmyer was injured, Paddock entered the game for the first time with 1:25 remaining facing a 4th-and-11 from the Illinois 15-yard line with Illinois trailing by five. He needed just 35 seconds to drive the Illini 85 yards on three straight completions, including a 46-yard game-winning touchdown throw to Isaiah Williams, who also caught the 22-yard pickup on fourth down to keep Illinois alive. Paddock finished 3-for-3 passing for 85 yards, one touchdown, and a 448.0 passer rating in one of the all-time great performances by an Illini back-up quarterback.
- Paddock threw for 85 yards on Illinois' final drive at Minnesota, despite only playing 35 seconds. He completed passes of 22 yards, 17 yards, and 46 yards in succession to Isaiah Williams, Pat Bryant, and Isaiah Williams again on the game-winning touchdown.
- Paddock averaged 28.3 yards per attempt while going 3-for-3 passing at Minnesota. Prior to Paddock, Big Ten quarterbacks coming off the bench had averaged 5.28 yards per attempt (111-for-205 passing for 1,082 yards) when coming off the bench in Big Ten games over 35 appearances this season.

Four Final-Minute/OT Wins

- Four of Illinois' five wins this season have come in the final minute or overtime. Caleb Griffin has game-winning field goals to beat Toledo (0:05) and Maryland (0:00), and Isaiah Williams has game-winning touchdown receptions from John Paddock at Minnesota (0:50) and against Indiana (OT) in each of the last two weeks.
- Illinois opened its 2023 campaign in dramatic fashion, using a 29-yard K Caleb Griffin field goal with five seconds left to take down Toledo, 30-28, at Memorial Stadium during Week 1.
- Altmyer led his second game-winning drive of the season and Griffin drilled his second last-second game-winning field goal to give Illinois a 27-24 upset victory at Maryland (10/14/23).
- Griffin's 43-yard game-winner at Maryland made him the first kicker to have two game-winning field goals (final minute) in a single season in Illinois history.
- Casey Washington has two game-changing catches in the final drive of wins. He had a 33-yard fourth-down catch during Illinois' final drive to beat Toledo, then had a 29-yard catch during Illinois' final drive at Maryland, both setting up Griffin's game-winning field goals.

QUICK FACTS

UNIVERSITY INFORMATION

Location: Urbana-Champaign (140,000)
Founded: 1867
Enrollment: 56,644
Colors: Orange & Blue
Nickname: Fighting Illini
Conference: Big Ten (West Division)
President: Timothy L. Killeen
Chancellor: Robert J. Jones
Director of Athletics: Josh Whitman
Stadium: Memorial Stadium (FieldTurf – 60,670)

COACHING STAFF

Head Coach: Bret Bielema
 Overall Record: 115-75 (.605) in his 15th season
 Record at Illinois: 18-17 (.514) in his third season

Assistant Coaches:

Aaron Henry: Defensive Coordinator
Barry Lunney Jr.: Offensive Coordinator/Quarterbacks
Andy Buh: Linebackers
Charlie Bullen: Pass Rush Coordinator/Outside Linebackers
Robby Discher: Special Teams Coordinator/Tight Ends
Antonio Fenelus: Defensive Backs
Terrance Jamison: Co-Def. Coordinator/Defensive Line
George McDonald: Assistant Head Coach/Wide Receivers
Bart Miller: Offensive Line
Thad Ward: Running Backs

FOOTBALL INFORMATION

2022 Record: 8-5, 5-4 (2nd, Big Ten West Division)
2022 Starters Returning/Lost: 15/10
 Off: 6/5 Def: 6/5 ST (K/P/LS): 3/0
2022 Letterwinners Returning/Lost: 48/28
All-Time Record: 632-623-51 (134th year in 2023)
All-Time Big Ten Record: 362-457-32 (128th year)
Memorial Stadium Record: 284-254-14 (101st year)
Big Ten Championships (Last): 15 (2001)
National Championships (Last): 5 (1951)
Bowl Appearances (Last): 20 (2023 ReliaQuest Bowl)
All-Time Bowl Record: 8-12
National Championships (Last): 5 (1951)

ATHLETICS COMMUNICATION

BRETT MOORE, Assistant AD, Athletics Communication
 Cell: 309-212-6367
 Email: btmoore3@illinois.edu

DANNY MATTIE, Asst. Director of Athletics Communication
 Cell: 970-217-3140
 Email: mattie2@illinois.edu

TWITTER: @IlliniStats

CREDENTIAL WEBSITE: FightingIllini.com/media

FIGHTINGILLINI.COM

COLLEGE PRESSBOX.COM

collegepressbox is the official media website for Division I football. Access and download game notes, quotes, statistics, media guides, headshots, logos and more for all FBS schools, conferences, postseason games, awards and the College Football Playoff. For access, please register for an account at collegepressbox.com/register.

ILLINI NOTES

The Big Ten West Race

- Iowa has clinched at least a share of the Big Ten West title and can clinch a trip to Indianapolis by winning one of its remaining two games against Illinois (Nov. 18) or Nebraska (Nov. 24).
- Despite starting the season with a 1-4 Big Ten record, Illinois has battled back into the Big Ten West race by winning its last two games. Illinois would need to win its final two games and Iowa to lose to Nebraska (Nov. 24) for the Illini to have a shot at a trip to Indianapolis. Even with those results, Illinois would still need help, as five Big Ten West teams are currently tied for second place at 3-4, behind the leader Iowa at 5-2.

Offensive Explosion vs. Indiana

- Illinois scored 48 points against Indiana, the Illini's most points since scoring 55 vs. Minnesota on Nov. 3, 2018. Illinois also had 662 yards on offense, the first time going over 600 yards since the 2018 Minnesota game.
- Illinois' 662 yards of offense against Indiana are the most by any Big Ten team this season. Illinois is the only Big Ten team to eclipse the 600-yard mark on offense this season.
- Illinois' 507 passing yards against Indiana are the most by a Big Ten team this season.
- Illinois averaged 21.1 yards per reception, the highest mark by a Big Ten team this season and nearly an NCAA record. BYU set the NCAA record of 22.9 yards per completion with John Walsh at quarterback vs. Utah State on Oct. 30, 1993 (27 completions for 619 yards).

The Law Firm of Newton and Randolph

- Defensive tackles Jer'Zhan "Johnny" Newton and Keith Randolph Jr., who go by the nickname "The Law Firm," are one of the top defensive tackle duos in the nation over the last two seasons.
- Newton was named to this year's AP Midseason All-American First Team. He is looking to become the second Illini defender to earn Consensus All-American honors in as many years, following DB Devon Witherspoon last season. Illinois has not had back-to-back years with consensus All-Americans since linebackers Dana Howard (1994) and Kevin Hardy (1995) from 1994-95.
- Newton is the national leader in QB pressures among interior defenders with 39, according to PFF. Newton leads Big Ten defensive tackles by 16 pressures with the next closest being Ohio State's Michael Hall Jr. (23).
- Newton has been one of the most durable interior defenders in the nation, as he leads all Power-5 defensive tackles in snaps played with 611 (61.1 per game). Newton has played 58 more snaps than any other Power-5 interior defensive lineman and 94 more than any Big Ten defensive tackle.
- Newton's two biggest games have come against two of Illinois' best opponents. He had seven pressures against Wisconsin, the fourth-most by any defensive tackle in the nation this season, and six pressures against #7 Penn State in Illinois' Big Ten opener. Newton was the highest-rated Power-5 defensive tackle in the nation during Week 3 vs. Penn State and Week 8 vs. Wisconsin (minimum 30 snaps), according to PFF. His 94.3 grade against Wisconsin was the highest by a Big Ten defender since 2019.
- Newton is tied for the national lead with three blocked kicks, along with Pitt LB Rasheem Biles. All three of Newton's blocks have come in Big Ten games, a field-goal attempt vs. Penn State (9/16/23), an extra point at Purdue (9/30/23), and another extra point vs. Indiana (11/11/23).
- Randolph is third in the nation in tackles per game among Power-5 defensive tackles with 5.1, behind only UCF's Lee Hunter (5.7) and Notre Dame's Howard Cross III (5.4).
- Both Newton and Randolph were named Preseason All-Americans by multiple outlets prior to the start of the 2023 season. Newton was Illinois' first-ever Preseason AP All-American.
- Newton led the nation in QB hits (19) and ranked sixth in the nation in pressures (54) in 2022.
- The Law Firm led the nation in TFLs (27.0) and QB pressures (81) among D-line duos in 2022.
- Newton and Randolph were second and third in the Big Ten in TFLs (14.0, 13.0) and ranked first and second among interior defensive linemen in 2022.
- Newton tied Pitt's Calijah Kancey (14.0) for the most TFLs by any Power-5 interior defensive linemen in 2022, and Randolph was third (13.0). Kancey was the ACC Def. Player of the Year.

ILLINI NOTES

#1 Among Nation's Most Reliable

- Isaiah Williams leads the Big Ten in receptions with 68, nine ahead of Ohio State's Marvin Harrison Jr., who ranks second with 59. Williams' 68 catches ranks 13th in the nation.
- Williams ranks second in the Big Ten in receiving yards with 893, trailing only Ohio State's Marvin Harrison Jr.'s 1,063 receiving yards. Williams' 893 yards ranks 16th in the nation.
- Williams ranks second in the Big Ten in first-down receptions with 39, trailing only Ohio State's Marvin Harrison Jr.'s 44 first-down receptions. Williams' 39 first-down receptions ranks 14th in the nation.
- Williams leads the Big Ten and ranks ninth in the nation in yards after catch with 474, according to PFF.
- Williams is the only player in the nation with two game-winning touchdowns in the final minute or overtime and he did it in back-to-back games. He caught the game-winner with 50 seconds left to win at Minnesota, then had a walk-off winner to beat Indiana one week later.
- Williams has at least one catch in all 35 games since he switched from QB prior to the start of the 2021 season, the longest active streak in the Big Ten and tied for the eighth-longest active streak in the nation.
- Williams has at least three catches in 24 straight games.
- Williams has broken his career high in receiving yards in each of the last two games, while also tying his career high in touchdowns with two in back-to-back games. He had a career-best 131 receiving yards at Minnesota (11/4/23), then shattered that mark with 200 receiving yards against Indiana (11/11/23).
- Williams had the game-winning 46-yard TD catch at Minnesota with 50 seconds remaining in the fourth quarter and Illinois trailing by five points, after also keeping the Illini alive earlier in the drive with a 22-yard reception on 4th-and-11 from the Illinois 15-yard line with 1:25 remaining. Then, he had a 21-yard walk-off winner in overtime to beat Indiana last week.
- Williams' 200 receiving yards against Indiana are the second-most by a player in a Big Ten game this season, behind only Northwestern's Bryce Kirtz's 215 receiving yards against Minnesota (9/23/23). Williams' is among 15 players in the nation to have a 200-yard receiving game in a single game this season.
- Williams' 13 receptions at Minnesota are the most by a Big Ten player this season and tied for the fifth-most by any FBS player in 2023. The 13 receptions are tied for the second-most in a single game in Illinois history and the most by an Illini in 35 years.
- Williams is No. 2 in Illinois history in career receptions with 200. In the Illinois record book, Williams trails only College Football Hall of Famer David Williams' 262 receptions (1983-85).
- Williams has 2,142 career receiving yards, eighth all-time in Illinois history.
- Williams is the Power-5 active leader in receptions among players who have eligibility remaining.

True Freshmen Impact

- Illinois' 2023 recruiting class was the program's highest-ranked class since 2009 according to Rivals and highest ranked since 2011 according to 247Sports. Bielema's first two-year stretch of recruiting was Illinois' best since 2008-09 according to 247Sports and Rivals.
- Running back Kaden Feagin has been the headliner of the class. His 438 rushing yards are fourth in the nation among true freshman. He is sixth in the nation in rushing yards among all freshmen, including redshirt freshmen.
- Feagin ranks in the top ten in the Big Ten in yards/carry (8th, 4.6).
- Feagin has started the last four games. If he starts the final two games of the regular season, he would tie Robert Holcombe's Illinois record of six starts by a true freshman RB set in 1994.
- In his first significant playing time against Florida Atlantic, corner Zachary Tobe was the highest-graded true freshman defender in the nation during Week 4 (87.0), according to PFF. Tobe was also the highest-graded freshman in the Big Ten (all positions) during Week 4 (87.0).
- Tobe and fellow true freshman CB Saboor Karriem both had three pass breakups against FAU.
- Wide receiver Malik Elzy has five receptions for 52 yards and a touchdown on the season, all coming in Big Ten games.
- 10 Illinois true freshmen have passed the four-game redshirt limit: DL Alex Bray, DB Jaheim Clarke, WR Malik Elzy, RB Kaden Feagin, OL Brandon Henderson, DB Saboor Karriem, K David Olano, DB Mac Resetich, DB Zachary Tobe, and WR Kenari Wilcher.

PRONUNCIATION GUIDE

STUDENT-ATHLETES

Zach Aamland	AM-lan
Jared Badie	BAY-dee
Zachary Barlev	BAR-luv
Tarique Barnes	ta-REEK
Keion Battle	KEE-on
Hank Beatty	BAY-dee
Matt Bobak	BO-BACK
Jaheim Clarke	jah-HEEM
Zy Crisler	CRISS-ler
Kionte Curry	KEE-on-tay
Denzel Daxon	dehn-ZEHL DAX-uhn
Declan Duley	DEHK-luhn DOO-lee
TeRah Edwards	TEE-rah
Luciano Elias	lew-CHEE-ON-oh ee-LEYE-us
Malik Elzy	muh-LEEK EHLL-zee
Joep Engbers	YOOP
Henry Engel	EN-gull
Pat Farrell	FAIR-uhl
Kaden Feagin	KAY-dihn FAY-gihn
Nick Fedanzo	fa-DON-zo
Josh Gesky	guess-KEE
Nate Guinn	GWIN
Nicario Harper	nih-KAR-EE-oh
Ezekiel Holmes	ee-ZEE-kee-uhl
Malachi Hood	MEL-uh-KY
Gabe Jacas	ACK-us
Saboor Karriem	suh-BOR kuh-REEM
James Kreutz	krew-tz
Josh Kreutz	krew-tz
Aidan Laughery	LAW-fer-ree
Will Leys	LEES
Elijah Mc-Cantos	mih-KANT-ohs
Alex McLaughlin	muh-GLAWK-lihn
Kirkland Michaux	mih-SHO
Magnus Møller	MOU-nus MOE-lar
Mason Muragin	mur-AH-ghin
Jer'Zhan Newton	jer-ZAWN
Tahveon Nicholson	TAH-vee-ON
Kenenna Odeluga	kuh-NEN-uh OH-duh-LOO-guh
David Olano	oh-LAW-noh
Fabrizio Pinton	fuh-BREE-ZEE-oh
Eian Pugh	EE-ihn PYOO
Tip Reiman	RY-min
Mac Resetich	ruh-SEHT-itch
Dylan Rosiek	ROH-zee-ek
Dezmond Schuster	SHOO-ster
Xavier Scott	EX-ay-veer
Zachary Tobe	TOH-bee
Sam Tsagalis	suh-GAWL-is
Kenari Wilcher	kuh-NAR-EE

COACHES

Bret Bielema	BEEL-ma
Barry Lunney Jr.	LUN-ee
Andy Buh	B00
Antonio Fenelus	FUH-nel-us

2023 AWARDS AND HONORS

SEASON AWARDS

OL Isaiah Adams

Outland Trophy watch list

RB Reggie Love III

Doak Walker Award watch list

RB Josh McCray

Doak Walker Award watch list

DT Jer'Zhan Newton

Bednarik Award semifinalist (top 20)
Lombardi Award semifinalist (top 12)
Lott IMPACT Trophy semifinalist (top 9)
AP Midseason All-America First Team
The Athletic All-America First Team
PFF Midseason All-American
ESPN Midseason All-American honorable mention
Nagurski Trophy watch list
Walter Camp Award watch list

DT Keith Randolph Jr.

Bednarik Award watch list
Lombardi Award watch list
Nagurski Trophy watch list
Outland Trophy watch list

TE Tip Reiman

Mackey Award watch list

P Hugh Robertson

Ray Guy Award final watch list

WR Isaiah Williams

Witten Man of the Year semifinalist (top 20)
Maxwell Award watch list
Wuerffel Trophy watch list

WEEKLY AWARDS

OLB Seth Coleman

Big Ten Defensive Player of the Week vs. Maryland

RB Kaden Feagin

247Sports National True Freshman of the Week vs. Minnesota
Big Ten Freshman of the Week vs. Minnesota
Big Ten Freshman of the Week vs. Maryland

DT Jer'Zhan Newton

Senior Bowl Defensive Player of the Week vs. Wisconsin
Shrine Bowl Breakout Player of the Week vs. Wisconsin

QB John Paddock

Big Ten Offensive Player of the Week vs. Indiana

DT Keith Randolph

Shrine Bowl Breakout Player of the Week vs. FAU

DB Miles Scott

Big Ten Defensive Player of the Week vs. Toledo

WR Isaiah Williams

Big Ten Offensive Player of the Week vs. Minnesota
Shrine Bowl Breakout Player of the Week vs. Minnesota

ILLINI NOTES

Discher Leading Top-Ranked Special Teams

- Illinois leads the nation in blocked kicks (5) under first-year coordinator Robby Discher.
- PFF ranks Illinois' overall special teams unit at #8 in the nation. Iowa's unit is rated #3.
- All-American Johnny Newton has three blocked kicks (vs. Penn State, at Purdue, vs. Indiana), and the Illini have blocked punts by Ashton Hollins (at Purdue) and Ryan Meed (vs. Penn State). Iowa (3) is the only other Big Ten team with more than two blocked kicks/punts.
- Illinois and Iowa are two of only 14 teams in the nation with 2+ blocked punts.
- Illinois' kick coverage unit forced and recovered a fumble on the opening kickoff at Minnesota.
- K Caleb Griffin is the first Illini kicker to have two game-winning field goals in a single season. His 43-yard winner at Maryland was the second walk-off field goal on the road in Illinois history, along with Mike Bass' 46-yard winner as time expired at Wisconsin in 1982.
- Griffin hit a 53-yard field goal to end the first half at Purdue, his career long. It was the 6th-longest in program history and the longest ever by an Illini in a road game.
- P Hugh Robertson's average is up to 42.7 yards/punt, 2.7 better than last season.

Big Ten Availability Reporting

- As mandated by the Big Ten, Illinois' availability report will become public two hours prior to kick.
- Illinois has six contributors who are out for the season. Players who are out for the season are not listed in each weekly report:
 - » RB #0 Josh McCray -- Co-starter at running back had 43 carries, 156 yards in five games
 - » DB #1 Demetrius Hill -- Expected backup at safety played in one game
 - » DB #7 Matthew Bailey -- Expected starter at safety played in one game
 - » RB #21 Aidan Laughery -- Contributor at running back had 13 carries, 59 yards in eight games
 - » RB #25 Jordan Anderson -- Expected contributor was injured in training camp
 - » LB #45 Malachi Hood -- Expected contributor was injured in training camp

Bielema's New Six-Year Deal

- Illinois head coach Bret Bielema signed a new six-year contract, Illinois AD Josh Whitman announced Dec. 20, 2022, after Bielema engineered one of the most impressive turnarounds in college football since his hiring on Dec. 19, 2020. Bielema will be under contract through 2028.
- As part of the contract, Bielema has a non-compete against any program in the Big Ten.
- Bielema is 18-17 over his first three seasons as Illinois' head coach. Illinois has not had a coach over .500 since John Mackovic went 30-16 from 1988-91.
- Including his career at Wisconsin, Bielema has 49 Big Ten wins. He is looking to become the 26th head coach in history to eclipse 50 Big Ten wins.

Illini on the Rise - 2022 Recap

- Last year, Illinois had its first 8-win season since the Rose Bowl team in 2007 went 9-4. The Illini finished 5-4 in the Big Ten, the program's first finish above .500 in the Big Ten since the 2007 team went 6-2, on their way to the ReliaQuest Bowl, the Illini's first January bowl game since the 2008 Rose Bowl.
- Illinois led the nation in scoring defense (12.8) for the first time in program history in 2022.
- Illinois ranked in the top five in 11 other major defensive categories during the regular season: 1st in interceptions (24), 1st in takeaways (32), 1st in fewest touchdowns allowed (16), 1st in passing efficiency defense (92.6), 1st in red zone touchdown percentage (35.5%), 2nd in passing touchdowns allowed (9), 2nd in rushing touchdowns allowed (6), 2nd in yards per pass attempt (5.4), 3rd in total defense (273.5), 3rd in passes defended (90), 5th in fewest first downs allowed per game (15.2).
- Illinois returned six starters and 23 letterwinners from last year's record-setting defense.

ILLINI NOTES

Remembering Dick Butkus

- Fighting Illini and Chicago Bears legend Dick Butkus, regarded as the greatest linebacker in football history, passed away at his home in Malibu, California, at the age of 80 on Oct. 5, 2023.
- During his time at Illinois, Butkus played center on offense and linebacker on defense for Coach Pete Elliott, leading the Fighting Illini to the 1963 Big Ten title and a Rose Bowl victory over Washington.
- Illinois honored Butkus with a helmet decal of a Butkus-era helmet with his No. 50 on the side. Memorial Stadium's 50-yard line numerals will be outlined in orange for the rest of the season to honor Butkus.
- A member of both the College and Pro Football Halls of Fame, Butkus was a two-time consensus All-American, three-time All-Big Ten selection, and was named the 1963 Silver Football Award winner as the Big Ten's Most Valuable Player.
- Butkus finished his Illinois career with 374 tackles. His 145 tackles in 1963 stood as the Illinois program record until 1976. Butkus was named the 1964 Player of the Year by the AFCA and finished third in the 1964 Heisman Trophy balloting.
- Butkus' Illinois jersey, No. 50, was retired in 1986. In 2019, a larger-than-life statue of Butkus was unveiled outside the front entrance of Illinois' Smith Football Performance Center.
- Butkus had a nine-year Hall of Fame career with the NFL's Chicago Bears that included six All-Pro selections. He finished in the top six of MVP voting in four straight years from 1967-70.



2023 Illini in the NFL

- Illinois has 21 players in the NFL, including six players from last year's team:
 - » DB Devon Witherspoon, Seattle (1st round, 5th overall) -- 53-man roster
 - » DB Jartavius Martin, Washington (2nd round, 47th overall) -- 53-man roster
 - » DB Sydney Brown, Philadelphia (3rd round, 66th overall) -- 53-man roster
 - » RB Chase Brown, Cincinnati (5th round, 163rd overall) -- 53-man roster
 - » QB Tommy DeVito, New York Giants (free agent signing) -- 53-man roster
 - » OL Alex Palczewski, Denver (free agent signing) -- 53-man roster (IR)

2023 NFL Draft Notes

- Illinois was the only team in the nation to have three defensive backs off the board in the first three rounds, as Devon Witherspoon, Quan Martin, and Sydney Brown went in the first two days.
- Illinois had three DBs drafted for the first time in history dating back to the NFL-AFL merger.
- Illinois had two defensive backs drafted in the top 50 for the first time since the NFL-AFL merger.
- Illinois had two top-50 picks for the first time since A.J. Jenkins and Whitney Mercilus went in the first round of the 2012 NFL Draft.
- Illinois' four picks in the first five rounds tied the program record set in 2003 and 2012.
- Devon Witherspoon was the highest drafted defensive back in Illinois history.
- Devon Witherspoon was the sixth Fighting Illini in history to be drafted in the top-5, joining Jeff George (No. 1, 1990), Kevin Hardy (No. 2, 1996), Simeon Rice (No. 3, 1996), Dick Butkus (No. 3, 1965), and Joe Rutgens (No. 3, 1961).
- Chase and Sydney became the ninth twins to be selected in the same NFL Draft and only the third set to be picked within the first five rounds. The Browns joined Ronde and Tiki Barber (1997) and Mike and Mark Bell (1979) as the only twins to be selected within the first five rounds of the same NFL Draft.
- Illinois head coach Bret Bielema has 51 NFL Draft picks during his head coaching career, which is among the top 10 in the nation for active head coaches.
- Witherspoon was Bielema's seventh first-rounder and the second-highest pick of Bielema's head coaching career.
- Chase Brown was the 11th running back to have played under Bielema to make it to the NFL.

BIG TEN SCHEDULE

Saturday, Nov. 11

Purdue at Northwestern	11 a.m. CT	BTN
Michigan State at Indiana	11 a.m. CT	BTN
Michigan at Maryland	11 a.m. CT	FOX
Rutgers at Penn State	11 a.m. CT	FS1
Illinois at Iowa	2:30 p.m. CT	FS1
Minnesota at Ohio State	3 p.m. CT	BTN
Nebraska at Wisconsin	6:30 p.m. CT	NBC

Friday, Nov. 24

Iowa at Nebraska	11 a.m. CT	TBA
Penn State at Michigan State	7:30 p.m. CT	NBC

Saturday, Nov. 25

Ohio State at Michigan	11 a.m. CT	FOX
Indiana at Purdue	11 a.m. CT	BTN
Northwestern at Illinois	2:30 p.m. CT	BTN
Maryland at Rutgers	2:30 p.m. CT	BTN
Wisconsin at Minnesota	2:30 p.m. CT	FS1

Saturday, Dec. 2

Big Ten Championship Game	7 p.m. CT	FOX
---------------------------	-----------	-----

2023 ILLINOIS FOOTBALL ROSTER


NO.	NAME	POS.	HT.	WT.	ELIG.*	HOMETOWN / HIGH SCHOOL / PREVIOUS COLLEGE
0	Nicario Harper	DB	6-0	205	Sr.	Atlanta, Ga. / Carver / Jacksonville State/Louisville
0	Josh McCray	RB	6-1	235	So.	Enterprise, Ala. / Enterprise
1	Demetrius Hill	DB	6-2	195	So.	Miami, Fla. / Miami Springs / FIU
1	Isaiah Williams	WR	5-10	180	Jr.	St. Louis, Mo. / Trinity Catholic
2	Malik Elzy	WR	6-2	210	Fr.	Chicago, Ill. / Simeon
2	Saboor Karriem	DB	6-3	185	Fr.	West Orange, N.J. / West Orange
3	Kaden Feagin	RB	6-3	240	Fr.	Atwood, Ill. / ALAH
3	Tahveon Nicholson	DB	5-11	180	Jr.	Jacksonville, Fla. / Riverside
4	Jer'Zhan Newton	DL	6-2	295	Jr.	St. Petersburg, Fla. / Clearwater Central Catholic
4	John Paddock	QB	6-0	190	Sr.	Bloomfield Hills, Mich. / Bloomfield Hills / Ball State
5	Caleb Griffin	K	6-3	215	Sr.	Danville, Ill. / Danville
5	Zachary Tobe	DB	6-2	180	Fr.	Ocoee, Fla. / Ocoee
6	Denzel Daxon	DL	6-2	315	Sr.	Nassau, Bahamas / Carol City (Fla.) / Ohio
6	Ashton Hollins	WR	6-5	180	R-Fr.	Lucedale, Miss. / George County
7	Matthew Bailey	DB	6-2	205	So.	Moline, Ill. / Moline
7	Kenari Wilcher	WR	6-0	185	Fr.	Clewiston, Fla. / Moore Haven
8	Tarique Barnes	LB	6-1	230	Sr.	Memphis, Tenn. / Cordova
8	Shawn Miller	WR	6-1	200	R-Fr.	Chandler, Ariz. / IMG Academy (Fla.)
9	Luke Altmyer	QB	6-2	200	So.	Starkville, Miss. / Starkville / Mississippi
9	Tyson Rooks	DB	6-4	190	R-Fr.	St. Simons Island, Ga. / Glynn Academy
10	Donovan Leary	QB	6-2	215	R-Fr.	Sicklerville, N.J. / Timber Creek
10	Miles Scott	DB	5-11	200	So.	Dolton, Ill. / Thornton Fractional North
11	Alex Bray	DL	6-4	255	Fr.	Chesterfield, Mo. / Marquette
11	Jacob Huber	QB	6-1	205	So.	Spring Grove, Ill. / Richmond-Burton
12	Elijah Mc-Cantos	DB	6-0	180	R-Fr.	Miami, Fla. / Edison
12	Kirkland Michaux	QB	6-4	225	So.	Austin, Texas / Westlake / Blinn JC
13	Pat Bryant	WR	6-3	195	Jr.	Jacksonville, Fla. / Atlantic Coast
13	Calvin Smith	OLB	6-4	225	Fr.	Ocoee, Fla. / Ocoee
14	Xavier Scott	DB	5-11	185	So.	Riviera Beach, Fla. / Dwyer
14	Casey Washington	WR	6-2	200	Sr.	Round Rock, Texas / Pflugerville
15	Jared Badie	OLB	6-3	225	R-Fr.	Aurora, Ill. / Oswego East
15	Alex Capka-Jones	WR	6-4	175	Jr.	Oak Park, Calif. / Oak Park / Moorpark College
16	Prince Ford	DB	5-11	165	Jr.	Concord, N.C. / Cox Mill / Golden West College (Calif.)
16	Cal Swanson	QB	6-3	190	Fr.	Ardmore, Okla. / Ardmore
17	Collin Dixon	WR	6-1	200	Fr.	Tallmadge, Ohio / Tallmadge
17	Gabe Jacas	OLB	6-3	265	So.	Port St. Lucie, Fla. / Fort Pierce Central
18	Chase Miller	WR	6-1	180	R-Fr.	Baltimore, Md. / IMG Academy (Fla.)
18	Mason Muragin	DL	6-4	240	Fr.	Macomb, Mich. / De La Salle
19	Eian Pugh	WR	6-3	170	R-Fr.	Naperville, Ill. / Fenwick
19	Hugh Robertson	P	6-2	225	So.	Melbourne, Australia / Assumption College Kilmore
20	Tyler Strain	DB	5-9	180	So.	Pace, Fla. / Pace
21	Clayton Bush	DB	6-1	195	Sr.	Bowling Green, Ky. / South Warren / S. Illinois/W. Kentucky
21	Aidan Laughery	RB	5-11	200	R-Fr.	Gibson City, Ill. / GCMS
22	Jean-Marc Etienne	RB	5-11	195	Jr.	Lincolnshire, Ill. / Stevenson
22	Kaleb Patterson	DB	6-1	180	So.	Jackson, Miss. / Terry / Pearl River CC
23	TeRah Edwards	DL	6-2	320	Jr.	Groveport, Ohio / Groveport Madison / Northwestern
23	Reggie Love III	RB	5-11	205	Jr.	St. Louis, Mo. / Trinity Catholic
24	Nick Fedanzo	RB	6-0	210	Jr.	Lombard, Ill. / Montini Catholic
24	David Olano	K	5-11	165	Fr.	Naperville, Ill. / Naperville North
25	Jordan Anderson	RB	6-4	240	R-Fr.	Naperville, Ill. / Joliet Catholic
25	Jaheim Clarke	DB	6-1	160	Fr.	Ft. Myers, Fla. / Riverdale
26	Mike Manning	DB	5-8	190	Jr.	Frankfort, Ill. / Lincoln-Way East / Butler
27	Matthew Bobak	RB	5-11	200	So.	Hinsdale, Ill. / Hinsdale Central
28	Dylan Rosiek	LB	6-1	225	So.	East Lake, Fla. / East Lake
29	TJ Griffin	DB	6-0	200	R-Fr.	Hickory Hills, Ill. / Amos Alonzo Stagg
30	Jojo Hayden	LB	6-2	230	Fr.	East St. Louis, Ill. / East St. Louis
31	Declan Duley	P	6-1	205	Fr.	El Paso, Ill. / El Paso-Gridley
32	CJ Bufkin	DB	5-11	195	Jr.	Chicago, Ill. / Montini Catholic / Missouri Western
33	Ezekiel Holmes	OLB	6-5	245	Sr.	Wichita Falls, Texas / Hirschi
34	Ryan Meed	LB	6-1	230	Jr.	Brooklyn, N.Y. / Canarsie

2023 ILLINOIS FOOTBALL ROSTER

NO.	NAME	POS.	HT.	WT.	ELIG.*	HOMETOWN / HIGH SCHOOL / PREVIOUS COLLEGE
35	Grayson Griffin	DB	5-11	180	So.	Aurora, Ill. / St. Francis
36	Lane Hansen	LS	6-0	220	So.	East Lake, Fla. / East Lake
36	Ben Schultz	TE	6-3	230	Jr.	Champaign, Ill. / Central
37	Solo Turner	DB	6-2	220	Sr.	Frisco, Texas / Prestonwood Christian / Hawaii
38	Johnny Schmitt	DB	6-0	195	Fr.	Chicago, Ill. / St. Rita
39	Aidan Hall	LS	6-2	205	Jr.	Glen Ellyn, Ill. / Benet Academy
39	Kenenna Odeluga	LB	6-1	230	So.	South Holland, Ill. / Mount Carmel
40	Ronan Poynton	LB	6-2	215	Fr.	Solon, Iowa / Regina
41	James Kreutz	LB	6-0	210	R-Fr.	Bannockburn, Ill. / Loyola Academy
42	Alex McLaughlin	LS	5-10	220	So.	Weddington, N.C. / Weddington / North Carolina State
42	Luke Zardzin	LB	6-0	205	So.	Mount Prospect, Ill. / Prospect
43	Nick True	LB	6-5	225	Fr.	Chicago, Ill. / Jacobs
44	Ben Clawson	DB	6-0	200	R-Fr.	Arlington Heights, Ill. / Hersey
45	Malachi Hood	LB	6-2	220	R-Fr.	Plainfield, Ill. / Joliet Catholic
46	Corey Rashad	DB	5-8	175	Fr.	Chicago, Ill. / Marist
47	Mac Resetich	DB	6-0	200	Fr.	Spring Valley, Ill. / Spring Valley Hall
48	Bryce Barnes	DL	6-2	280	Sr.	Gibson City, Ill. / GCMS
49	Seth Coleman	OLB	6-5	240	Jr.	Melbourne, Fla. / Holy Trinity Episcopal Academy
52	Pat Farrell	OLB	6-5	265	Fr.	Oak Lawn, Ill. / St. Rita
52	Patrick Mahoney III	LS	6-2	205	Fr.	Northbrook, Ill. / Glenbrook North
53	Devin Hale	OL	6-0	310	So.	Springfield, Ill. / Sacred Heart-Griffin
54	Julian Pearl	OL	6-6	315	Sr.	Danville, Ill. / Danville
55	Sed McConnell	DL	6-3	280	So.	Atlanta, Ga. / Westlake
55	TJ McMillen	OL	6-3	275	Fr.	Naperville, Ill. / St. Francis
56	Magnus Møller	OL	6-9	310	R-Fr.	Vejle, Denmark / Rødkilde Gymnasium
56	Jeremiah Warren	DL	6-3	295	Fr.	Belleville, Mich. / Belleville
57	Evan Kirts	OL	6-5	300	Jr.	Evergreen Park, Ill. / Brother Rice
62	Sam Tsagalis	OL	6-2	275	R-Fr.	Arlington Heights, Ill. / Prospect
63	Dezmond Schuster	OL	6-5	330	So.	Gonzales, La. / East Ascension / Hutchinson CC (Kan.)
64	Josh Kreutz	OL	6-2	280	So.	Bannockburn, Ill. / Loyola Academy
65	Joey Okla	OL	6-2	325	R-Fr.	Hartland, Wis. / Arrowhead
66	Jordyn Slaughter	OL	6-5	325	Sr.	Belleville, Ill. / Althoff Catholic
67	Will Leys	OL	6-2	275	So.	Anaheim, Calif. / Servite / Saddleback College
68	Zachary Barlev	OL	6-5	305	So.	Bolingbrook, Ill. / Plainfield East
70	Zach Aamland	OL	6-6	295	Fr.	South Brunswick, N.J. / The Hun School
71	Hunter Whitenack	OL	6-7	345	So.	New Carlisle, Ind. / New Prairie
72	Zy Crisler	OL	6-6	330	Jr.	Crystal Springs, Miss. / Copiah Academy / Mississippi Gulf Coast CC
73	Josh Gesky	OL	6-5	325	So.	Manteno, Ill. / Manteno
75	Brandon Henderson	OL	6-5	315	Fr.	East St. Louis, Ill. / East St. Louis
76	Clayton Leonard	OL	6-4	290	R-Fr.	Danforth, Ill. / Iroquois West
78	Isaiah Adams	OL	6-5	315	Sr.	Ajax, Ontario / McLellan Catholic / Garden City CC (Kan.)
79	Luciano Elias	OL	6-5	320	R-Fr.	Wilmette, Ill. / New Trier
80	Hank Beatty	WR	5-11	185	So.	Rochester, Ill. / Rochester
81	Griffin Moore	TE	6-4	250	Jr.	Bloomington, Ill. / Bloomington
82	Nate Guinn	TE	6-6	220	Fr.	Vero Beach, Fla. / Vero Beach
83	Keion Battle	WR	6-1	200	So.	Plainfield, Ill. / Oswego East / Northern Illinois
84	Owen Anderson	TE	6-4	230	R-Fr.	Skillman, N.J. / The Hun School
85	Tanner Arkin	TE	6-4	255	So.	Fort Collins, Colo. / Fossil Ridge
86	Weston Adams	WR	5-11	195	R-Fr.	Shell, Wyo. / IMG Academy (Fla.)
87	Tyler McClure	WR	6-2	205	So.	Champaign, Ill. / Centennial / Kaskaskia College
88	Henry Boyer	TE	6-6	265	R-Fr.	Chicago, Ill. / Brother Rice
88	Keith Randolph Jr.	DL	6-5	305	Jr.	Belleville, Ill. / Belleville West
89	Tip Reiman	TE	6-5	265	Jr.	Rapid City, S.D. / O'Gorman
90	Alec Bryant	OLB	6-3	240	So.	Pearland, Texas / Shadow Creek / Virginia Tech
93	Henry Engel	DL	6-2	260	Fr.	Lena, Ill. / Lena-Winslow
94	Joep Engbers	DL	6-4	325	Fr.	Oak Park, Ill. / Fenwick
95	Dylan Davis	DL	6-4	300	So.	Sarasota, Fla. / St. Stephen's Episcopal / Furman
98	Fabrizio Pinton	K/P	6-3	230	So.	Houston, Texas / The Woodlands / Air Force
99	Christian Lorenzo	DL	6-3	285	R-Fr.	Baton Rouge, La. / DeKalb (Ill.)

* - Denotes eligibility ... Fr. and R-Fr. differentiates between true and second- or third-year freshmen

OFFENSIVE LINE



78 ISAIAH ADAMS

OL, 6-5, 320, SR.

AJAX, ONTARIO, CANADA / MCLELLAN CATHOLIC / GARDEN CITY CC (KAN.)

- » Moved to RT in Week 3 vs. #7 Penn State (9/16/23) after starting first two games at LG
- » 23 straight starts to open Illini career: 12 at LG/1 at LT in 2022, 8 at RT/2 at LG in 2023
- » 2022 All-Big Ten third team (media) and honorable mention (coaches)
- » Double-digit knockdowns in six of 13 games and led the team in knockdowns with 120.5 in 2022
- » No. 5 graded guard in the Big Ten (75.2) according to PFF in 2022
- » Began career at Wilfrid Laurier University in Waterloo, Ontario, Canada before transferring to Garden City CC
- » 2021 NCAA D1 All-America first team, ranked No. 5 juco offensive lineman (No. 21 overall) by 247Sports
- » Sociology major

OUTLAND TROPHY WATCH LIST

START STATISTICS			
YEAR	TEAM	G	START
2022	ILL	13	13
2023	ILL	10	10
CAREER		23	23



72 ZY CRISLER

OL, 6-6, 335, JR.

CRYSTAL SPRINGS, MISS. / COPIAH ACADEMY / MISSISSIPPI GULF COAST CC

- » 22 starts as an Illini: 13 at RG in 2022, 7 at RG/ 2 at RT in 2023
- » Missed game vs. Nebraska (10/6/23) due to injury, his first missed game of his career
- » Made move back inside to RG vs. #7 Penn State (9/16/23) after two starts at RT to open 2023 season
- » 2022 All-Big Ten honorable mention (coaches)
- » Three-star recruit by 247Sports, ESPN, and Rivals
- » Junior college national ranks: #16 (Rivals), #44 (247), #50 (ESPN)
- » Recreation, Sport & Tourism major

START STATISTICS			
YEAR	TEAM	G	START
2022	ILL	13	13
2023	ILL	9	9
CAREER		22	22



73 JOSH GESKY

OL, 6-5, 325, SO.

MANTENO, ILL. / MANTENO

- » Moved from RG to LG prior to Week 3 game vs. #7 Penn State (9/16/23)
- » Started first five games of season before missing contest vs. Nebraska (10/6/23)
- » Returned from injury at Maryland (10/14/23) and played primarily on special teams
- » Three-star recruit by 247Sports, ESPN, and Rivals
- » Also earned all-conference in track and field as a junior and senior at Manteno High School
- » Chose Illinois over an offer from Syracuse, among others
- » Kinesiology major

START STATISTICS			
YEAR	TEAM	G	START
2021	ILL	--	--
2022	ILL	11	0
2023	ILL	9	7
CAREER		20	7



64 JOSH KREUTZ

OL, 6-2, 290, SO.

BANNOCKBURN, ILL. / LOYOLA ACADEMY

- » 10 consecutive starts at center to open 2023 season, first starts of his collegiate career
- » No. 11-graded center nationally according to PFF, in his first-career start vs. Toledo (9/2/23)
- » Three-star recruit by 247Sports, ESPN, and Rivals
- » Also earned all-conference in track and field as a junior and senior at Manteno High School
- » Brother, James, is a LB for Illini and father, Olin, was a six-time Pro Bowler with the Chicago Bears
- » Led Loyola to the 2018 Illinois Class 8A State Championship at Illinois' Memorial Stadium
- » Recreation, Sport & Tourism major

START STATISTICS			
YEAR	TEAM	G	START
2021	ILL	3	0
2022	ILL	13	0
2023	ILL	10	10
CAREER		26	10



54 JULIAN PEARL

OL, 6-6, 315, SR.

DANVILLE, ILL. / DANVILLE

- » 21 consecutive starts at left tackle since missing game at Indiana (9/2/22)
- » 2022 All-Big Ten honorable mention (coaches and media)
- » Started five games at guard and five games at tackle in 2021
- » Started three games at right tackle in 2020 after Alex Palczewski was injured
- » Played basketball in high school
- » Graduated in May 2023 with degree in sociology; pursuing graduate certificate in health communication

START STATISTICS			
YEAR	TEAM	G	START
2018	ILL	2	0
2019	ILL	3	0
2020	ILL	8	4
2021	ILL	12	10
2022	ILL	12	12
2023	ILL	10	10
CAREER		47	36



66 JORDYN SLAUGHTER

OL, 6-5, 325, SR.

BELLEVILLE, ILL. / ALTHOFF CATHOLIC

- » Illinois' "sixth man" on the offensive line; made first start of season at LG vs. Nebraska (10/6/23)
- » Made second-career start, first since 2020, at left guard at Indiana (9/2/22) in place of injured Julian Pearl
- » Saw first action since 2020 in Illinois win over Wyoming (8/27/22) after missing the 2021 season due to injury
- » Three-star recruit, ranked as the No. 75 offensive tackle in the nation by ESPN and No. 83 by 247Sports
- » Also played basketball in high school
- » Graduated in May 2023 with a degree in sociology; now majoring in communication

START STATISTICS			
YEAR	TEAM	G	START
2018	ILL	--	--
2019	ILL	1	0
2020	ILL	6	1
2021	ILL	--	--
2022	ILL	13	1
2023	ILL	10	1
CAREER		30	3



71 HUNTER WHITENACK

OL, 6-7, 350, SO.

NEW CARLISLE, IND. / NEW PRAIRIE

- » Made first-career start at RG vs. Nebraska (10/6/23), then moved to LG in starts at Maryland (10/14/23) and vs. Wisconsin (10/21/23)
- » Played in 12 games, primarily on special teams as a true freshman in 2022
- » Three-star recruit by 247Sports, ESPN, On3, and Rivals
- » Holds New Prairie wrestling records for career pins, season pins and fastest pin, and was a two-time regional and sectional champion

START STATISTICS			
YEAR	TEAM	G	START
2022	ILL	12	0
2023	ILL	10	3
CAREER		22	3

QUARTERBACKS



9 LUKE ALTMYER

QB, 6-2, 200, SO.

STARKVILLE, MISS. / STARKVILLE / OLE MISS

- » Transferred to Illinois with three years of eligibility; Enrolled for spring 2023 and participated in spring football
- » Last six games: 123/188 (65.4%), 1,312 yards (218.7 yards/game), 10 passing TDs, 3 INTs
- » Completed 24 of 31 attempt for 212 yards and a career-high three TD passes before being forced out of the game due to injury on the final drive of the Illini's win at Minnesota (11/4/23)
- » Fourth in the Big Ten in total offense (240.6 yards/game) behind only Maryland's Taulia Tagovailoa, Ohio State's Kyle McCord, and Michigan's J.J. McCarthy
- » Has led two game-winning field goal drives in the final minute: 12 plays, 64 yards vs. Toledo (9/2/23) and 7 plays, 50 yards at Maryland (10/14/23)
- » Career-most two rushing TDs, including a 72-yarder, and a passing TD at Kansas (9/9/23)
- » Ranked #10 transfer quarterback in the nation, according to 247Sports' preseason rankings
- » Played in nine games with one start over two seasons (2021 and 2022) at Ole Miss
- » Unanimous four-star recruit out of high school, with offers from Florida State, LSU, Mississippi State, and Oregon, among others



10 DONOVAN LEARY

QB, 6-2, 205, R-FR.

SICKLERVILLE, N.J. / TIMBER CREEK

- » Did not play in a game and redshirted during the 2022 season
- » Three-star recruit by 247Sports, ESPN, On3, and Rivals
- » Position ranks: #42 (On3), #50 (247), #53 (ESPN)
- » State ranks: #9 (On3), #14 (247), #25 (Rivals), #26 (ESPN)
- » Brother, Devin, plays quarterback at Kentucky after previously playing at NC State
- » Offers included Boston College, Maryland, Rutgers, and Virginia Tech, among others



4 JOHN PADDOCK

QB, 6-0, 190, SR.

BLOOMFIELD HILLS, MICH. / BLOOMFIELD HILLS / BALL STATE

- » Transferred to Illinois after five years at Ball State (2018-22) with one year of eligibility remaining
- » Made first Illinois start in 48-45 win vs. Indiana (11/11/23), throwing for 507 yards while tossing four TD passes, including the OT game-winner to Isaiah Williams, to earn BIG Offensive Player of the Week honors
- » Paddock's 507 passing yards vs. Indiana marked a Memorial Stadium record, the second-most in Illinois history, and the second-most nationally behind only the 510 yards from Shadour Sanders in Week 1
- » Led Illinois' game-winning TD drive at Minnesota (11/4/23), going 85 yards on 3-for-3 passing in just 35 seconds and capping the drive with a 46-yard strike to Isaiah Williams with 50 seconds remaining after entering the game for the first time on 4th-and-11 from the Illinois 15-yard line
- » Started all 12 games at Ball State as a senior, throwing for 2719 yards and 18 TDs
- » Enrolled at Illinois for the spring semester in 2023 and participated in spring football
- » Fourth-generation Illini: Great grandfather Robert C. Wright was a 1935 letterman; grandfather John Wright Sr. lettered at Illinois from 1965-67 and was a two-time All-American, Academic All-American, two-time All-Big Ten selection, and went on to play in the NFL for the Atlanta Falcons and Detroit Lions; and uncle John Wright Jr. lettered at Illinois in 1990 and 1991

PASSING STATISTICS

YEAR	TEAM	G	CMP-ATT-INT	YDS	TD	LNG	PCT	AVG/P	AVG/G	EFFIC.
2021	MISS	5	20-37-2	192	1	37	54.1	9.6	38.4	95.8
2022	MISS	4	8-17-1	125	2	36	47.1	15.6	31.3	135.9
2023	ILL	9	175-270-10	1883	13	54	64.8	10.8	209.2	131.9
CAREER		18	203-324-13	2200	16	54	62.7	10.8	122.2	128.0

RUSHING/RECEIVING STATISTICS

YEAR	TEAM	G	RSH	YDS	TD	LNG	AVG/R	REC	YDS	TD	LNG	AVG/R
2021	MISS	5	21	0	0	14	0.0	0	0	0	0	0.0
2022	MISS	4	4	3	1	5	0.8	0	0	0	0	0.0
2023	ILL	9	94	282	3	72	3.0	0	0	0	0	0.0
CAREER		18	119	285	4	72	2.4	0	0	0	0	0.0

PASSING STATISTICS

YEAR	TEAM	G	CMP-ATT-INT	YDS	TD	LNG	PCT	AVG/P	AVG/G	EFFIC.
2022	ILL	--	--	--	--	--	--	--	--	--
2023	ILL	--	--	--	--	--	--	--	--	--
CAREER		--	--	--	--	--	--	--	--	--

RUSHING/RECEIVING STATISTICS

YEAR	TEAM	G	RSH	YDS	TD	LNG	AVG/R	REC	YDS	TD	LNG	AVG/R
2022	ILL	--	--	--	--	--	--	--	--	--	--	--
2023	ILL	--	--	--	--	--	--	--	--	--	--	--
CAREER		--	--	--	--	--	--	--	--	--	--	--

PASSING STATISTICS

YEAR	TEAM	G	CMP-ATT-INT	YDS	TD	LNG	PCT	AVG/P	AVG/G	EFFIC.
2018	BSU	1	5-6-0	43	0	15	83.3	8.6	43.0	143.5
2019	BSU	2	1-2-0	5	0	5	50.0	5.0	2.5	71.0
2020	BSU	--	--	--	--	--	--	--	--	--
2021	BSU	2	18-26-1	132	0	28	69.2	7.3	66.0	104.2
2022	BSU	12	286-480-14	2719	18	43	59.6	9.5	226.6	113.7
2023	ILL	5	39-62-1	729	6	67	62.9	18.7	145.8	190.4
CAREER		22	349-576-16	3628	24	67	60.6	10.4	164.9	121.7

RUSHING/RECEIVING STATISTICS

YEAR	TEAM	G	RSH	YDS	TD	LNG	AVG/R	REC	YDS	TD	LNG	AVG/R
2018	BSU	1	2	-10	0	0	-5.0	0	0	0	0	0.0
2019	BSU	2	0	0	0	0	0.0	0	0	0	0	0.0
2020	BSU	--	--	--	--	--	--	--	--	--	--	--
2021	BSU	2	-9	0	0	-4.5	-4.5	0	0	0	0	0.0
2022	BSU	12	27	-84	0	15	-3.1	0	0	0	0	0.0
2023	ILL	5	6	-12	0	2	-2.0	0	0	0	0	0.0
CAREER		22	37	-115	0	15	-3.1	0	0	0	0	0.0



RUNNING BACKS



3 KADEN FEAGIN

RB, 6-3, 250, FR.
ATWOOD, ILL. / ALAH

- » 11th in Big Ten in rushing yards/game (52.2), second among Big Ten true freshmen
- » Began career with 74 consecutive carries without a negative rush, and has only been stopped behind the line of scrimmage twice in his first 95 attempts entering Week 12 at Iowa
- » Four straight starts: at Maryland (10/14/23), vs. Wisconsin (10/21/23), at Minnesota (11/4/23), and vs. Indiana (11/11/23)
- » Earned second B1G Freshman of the Week honor after posting a game-high 148 yards of total offense (89 rushing/59 receiving), including a career-long 54-yard TD reception at Minnesota
- » In first-career start at Maryland (10/14/23), tallied 97 yards of offense (84 rushing, 13 receiving) and the first TD of his career, earning Big Ten Freshman of the Week honors
- » Set career highs for rushes (24) and rushing yards (97), plus his second-career TD vs. Wisconsin (10/21/23)
- » 28 yards, including a 25-yard would-be TD run that he downed at the 7-yard-line to allow the offense to kneel out the clock, vs. FAU (9/23/23)
- » Made Illinois debut with one carry for five yards at Kansas (9/8/23)
- » Four-star recruit by ESPN and Rivals; Illinois' highest ranked running back recruit since 2009
- » Holds ALAH school records in rushing yards and rushing touchdowns in a single season and career
- » Offers included Iowa, Michigan, Minnesota, Missouri, Notre Dame, Purdue, Rutgers, and Wisconsin
- » General studies major



21 AIDAN LAUGHERY

RB, 5-11, 200, R-FR.
GIBSON CITY, ILL. / GCMS

- » Out for the season with a knee injury
- » Tallied first rushing TD of his career to go along with 23 yards on three carries vs. FAU (9/23/23)
- » Made his Illinois debut against Chattanooga (9/22/22)
- » Three-star recruit by 24/7Sports, ESPN, On3, and Rivals
- » Played with fellow Illini Bryce Barnes at GCMS, leading team to IHSA 2A state title; also ran track at GCMS
- » Offers included Iowa, Michigan State, Minnesota, Rutgers, and Washington State



23 REGGIE LOVE III

RB, 5-11, 205, JR.
ST. LOUIS, MO. / TRINITY CATHOLIC

- » Returned from injury in Week 11 vs. Indiana after missing three of previous four contests;
- » Career-highs for rushing yards (140), carries (24), and rushing TDs (2) in win vs. Indiana (11/11/23)
- » Tied then-career-highs for rushing yards (85) and carries (12), and posted longest rush of his career (61 yards) in win vs. FAU (9/23/23)
- » Tied career highs for carries (12) and rushing TDs (1) vs. #7 Penn State (9/16/23)
- » Scored first-career touchdown, a 33-yard carry, vs. Wyoming (8/27/22)
- » Four-star recruit by Rivals, three-star recruit by 247 and ESPN
- » 2021 Academic All-Big Ten selection
- » Majoring in recreation, sport & tourism



0 JOSH MCCRAY

RB, 6-1, 235, SO.
ENTERPRISE, ALA. / ENTERPRISE

- » Out for the season with a neck injury suffered at Purdue (9/30/23)
- » Athlon Preseason All-Big Ten third team
- » Posted season highs for rushing yards (73) and receiving yards (14) vs. FAU (9/23/23)
- » Battled injuries throughout 2022, limiting him to four games following his breakout freshman season in 2021
- » 142 rushing yards at #7 Penn State (10/23/21) are most by an Illini true freshman against a Top-25 team
- » 156 rushing yards at Purdue (9/25/21) ranked nationally as the fifth-most by a true freshman in 2021 and the most by a true freshman in a road game in 2021
- » High school coach was Jed Kennedy, the same high school coach as Bielema product Melvin Gordon
- » Chose Illinois over offers from Arkansas, Kentucky, Mississippi, South Carolina, Tennessee, and Washington State, among others
- » Communication major

RUSHING/RECEIVING STATISTICS

YEAR	TEAM	G	RS	YDS	TD	LNG	AVG/R	REC	YDS	TD	LNG	AVG/R
2023	ILL	9	95	438	2	25	4.6	9	116	1	54	12.9
CAREER		9	95	438	2	25	4.6	9	116	1	54	12.9

NCAA FRESHMAN RUSHING YARDS LEADERS

Rk.	Player	Yr.	Pos.	Att.	Yds.
1.	Makhi Hughes, Tulane	R-Fr.	RB	185	1,008
2.	Jalen Buckley, Western Michigan	R-Fr.	RB	162	892
3.	Darius Taylor, Minnesota	Fr.	RB	103	591
4.	Zeon Chriss, Louisiana	R-Fr.	QB	104	494
5.	LJ Martin, BYU	Fr.	RB	73	492
6.	Jahiem White, West Virginia	Fr.	RB	84	484
7.	Kanye Roberts, Appalachian State	R-Fr.	RB	59	455
8.	Kaden Feagin, Illinois	Fr.	RB	95	438
9.	Kanye Udoh, Army	Fr.	RB	86	436
10.	Jai'Den Thomas, UNLV	Fr.	RB	91	420

RUSHING/RECEIVING STATISTICS

YEAR	TEAM	G	RS	YDS	TD	LNG	AVG/R	REC	YDS	TD	LNG	AVG/R
2022	ILL	1	3	9	0	5	3.0	0	0	0	0	0.0
2023	ILL	8	13	59	1	19	4.5	2	24	0	12	12.0
CAREER		9	16	68	1	19	4.3	2	24	0	12	12.0

RUSHING/RECEIVING STATISTICS

YEAR	TEAM	G	RS	YDS	TD	LNG	AVG/R	REC	YDS	TD	LNG	AVG/R
2020	ILL	7	10	12	0	8	1.2	0	0	0	0	0.0
2021	ILL	10	44	158	0	33	3.6	2	12	0	7	6.0
2022	ILL	13	70	316	2	33	4.5	4	16	0	7	4.0
2023	ILL	6	75	397	3	61	5.3	6	36	0	11	6.0
CAREER		36	199	883	5	61	4.4	12	64	0	11	5.3

RUSHING/RECEIVING STATISTICS

YEAR	TEAM	G	RS	YDS	TD	LNG	AVG/R	REC	YDS	TD	LNG	AVG/R
2021	ILL	11	112	549	2	38	4.9	2	43	0	40	21.5
2022	ILL	4	19	56	0	9	2.9	4	19	0	9	4.8
2023	ILL	5	43	156	2	14	3.6	6	30	0	10	5.0
CAREER		20	174	761	4	38	4.4	12	92	0	40	7.7



WIDE RECEIVERS



80 HANK BEATTY

WR, 5-11, 185, SO.

ROCHESTER, ILL. / ROCHESTER

- » Posted career-high 29 receiving yards on two catches vs. #7 Penn State (9/16/23)
- » Played in 12 games with seven catches for 25 yards as a true freshman in 2022
- » Led Rochester to the 2019 IHSA 5A state title with 12 receptions for 212 yards and three TDs to earn player of the game honors; Also played basketball and ran track in high school
- » 2021-22 Gatorade Illinois Football Player of the Year
- » Business major



13 PAT BRYANT

WR, 6-3, 200, JR.

JACKSONVILLE, FLA. / ATLANTIC COAST

- » Has recorded catches in all 11 games in 2023
- » Leads team (T5th in BIG) with 6 TD receptions entering Week 12 at Iowa, the most by an Illini WR since Josh Imatorbhebe's 9 in 2019
- » Hauled in seven catches for a career-high 131 yards and a TD in Illinois' win vs. Indiana (11/11/23)
- » Tallied six catches, including first two-TD game of his career, in Illini's victory over Toledo (9/2/23)
- » 14th Illini in program history to start 3+ games at wide receiver as a true freshman in 2021
- » Brother, Brandon Harris, played linebacker at USF



2 MALIK ELZY

WR, 6-2, 210, FR.

CHICAGO, ILL. / SIMEON

- » Caught first-career touchdown against #7 Penn State (9/16/23)
- » Four-star recruit by 247Sports Composite, Rivals, and On3 Consensus
- » Announced commitment to the Illini live at the 2023 All-American Bowl
- » Highest-rated wide receiver to commit to Illinois since Arrelious Benn in 2007



6 ASHTON HOLLINS

WR, 6-5, 190, R-FR.

LUCEDALE, MISS. / GEORGE COUNTY

- » Career-high 46 yards on a personal-best-tying three receptions vs. Indiana (11/11/23)
- » Recorded a blocked punt at Purdue (9/30/23)
- » First career reception against Penn State (9/16/23), a 30-yard reception to set up a touchdown
- » Played in two games and redshirted the 2022 season
- » Three-star recruit by 247Sports, ESPN, On3, and Rivals
- » Also played basketball and baseball in high school



14 CASEY WASHINGTON

WR, 6-2, 200, SR.

ROUND ROCK, TEXAS / PFLUGERVILLE

- » Enters Week 12 at Iowa with a streak of 18 consecutive games with a reception
- » Posted a career-most 99 receiving yards and his first-career receiving TD vs. Indiana (11/11/23)
- » Caught game-saving 33-yard pass from Luke Altmyer on fourth down to sustain fourth-quarter drive that resulted in game-winning FG vs. Toledo (9/2/23), and secured a 29-yard reception that pushed Illini into Terrapins territory to set up walk-off FG winner at Maryland (10/14/23)
- » Caught game-winning two-point conversion at #7 Penn State 10/23/21 to win the longest game in college football history (20-18, 9 OT); sent gloves to the College Football Hall of Fame for display
- » 2022 Academic All-Big Ten selection
- » Graduated in May 2023 with a degree in recreation, sport & tourism; working toward graduate certificate in health communication



1 ISAIAH WILLIAMS

WR, 5-10, 185, JR.

ST. LOUIS, MO. / TRINITY CATHOLIC

- » 2023 preseason All-Big Ten first team (Athlon, Phil Steele, PFF)
- » 2022 All-Big Ten honorable mention (coaches and media)
- » Voted team captain in 2022 and 2023
- » 9 catches for a career-most 200 yards and 2 TDs, including the OT winner vs. Indiana (11/11/23), moving past 2000 career yards and 200 career catches.
- » BIG Offensive Player of the Week after 13 catches (most in BIG in 2023) for 131 yards and two TDs (all career highs), including the game-winning TD in the final minute at Minnesota (11/4/23)
- » At least one catch in all 35 games since converting from QB to WR, the longest active streak in the Big Ten and tied for eighth nationally; also has three or more catches in 24 consecutive games
- » First in the Big Ten (12th nationally) in receptions/game (6.8), and second in the BIG in receiving yards (893; 15th in NCAA), and receiving yards/game (89.3; 16th in NCAA) entering Week 12 at Iowa
- » Second in Illinois history with 200 career receptions, behind only CFB Hall of Famer David Williams (262)
- » No. 8 on Illinois list of career receiving yards (2,142), 79 yards behind No. 7 Arrelious Benn's 2,221 (2007-09)
- » 200 career catches make Williams the active career leader among all Power-5 receivers in their junior season
- » Converted QB, set Illinois record for rushing yards by a QB in a game (195) at Rutgers in 2020
- » Switched to wide receiver for the final two practices of spring ball in 2021
- » Four-star recruit by 247Sports, Rivals and ESPN; Illinois' highest ranked QB recruit since Juice Williams (2006)
- » Graduated in August 2023 with degree in recreation, sport & tourism; pursuing graduate certificate in strategic brand communication

EARL CAMPBELL TYLER ROSE AWARD WATCH LIST

BILETNIKOFF AWARD WATCH LIST
MAXWELL AWARD WATCH LIST
WUERFFEL AWARD WATCH LIST
AFCA GOOD WORKS TEAM NOMINEE
CAMPBELL TROPHY SEMIFINALIST

RUSHING/RECEIVING STATISTICS

YEAR	TEAM	G	RS	YDS	TD	LNG	AVG/R	REC	YDS	TD	LNG	AVG/R
2022	ILL	12	0	0	0	0	0.0	7	25	0	8	3.6
2023	ILL	10	0	0	0	0	0.0	8	65	0	26	8.1
CAREER		22	0	0	0	0	0.0	15	90	0	26	6.0

RUSHING/RECEIVING STATISTICS

YEAR	TEAM	G	RS	YDS	TD	LNG	AVG/R	REC	YDS	TD	LNG	AVG/R
2021	ILL	10	0	0	0	0	0.0	6	98	0	45	16.3
2022	ILL	12	0	0	0	0	0.0	34	453	2	43	13.3
2023	ILL	10	0	0	0	0	0.0	36	515	6	46	14.3
CAREER		32	0	0	0	0	0.0	76	1066	8	46	14.0

RUSHING/RECEIVING STATISTICS

YEAR	TEAM	G	RS	YDS	TD	LNG	AVG/R	REC	YDS	TD	LNG	AVG/R
2023	ILL	7	0	0	0	0	0	5	52	1	19	10.4
CAREER		7	0	0	0	0	0	5	52	1	19	10.4

RUSHING/RECEIVING STATISTICS

YEAR	TEAM	G	RS	YDS	TD	LNG	AVG/R	REC	YDS	TD	LNG	AVG/R
2022	ILL	2	0	0	0	0	0.0	0	0	0	0	0.0
2023	ILL	10	0	0	0	0	0.0	8	106	0	30	13.3
CAREER		12	0	0	0	0	0.0	8	106	0	30	13.3

RUSHING/RECEIVING STATISTICS

YEAR	TEAM	G	RS	YDS	TD	LNG	AVG/R	REC	YDS	TD	LNG	AVG/R
2019	ILL	10	0	0	0	0	0.0	11	132	0	20	12.0
2020	ILL	8	0	0	0	0	0.0	10	106	0	20	10.6
2021	ILL	12	0	30	1	30	0.0	21	294	0	56	14.0
2022	ILL	13	0	0	0	0	0.0	31	306	0	25	9.9
2023	ILL	10	0	0	0	0	0.0	32	394	1	33	12.3
CAREER		53	0	30	1	30	0.0	105	1232	1	56	11.7

RUSHING/RECEIVING STATISTICS

YEAR	TEAM	G	RS	YDS	TD	LNG	AVG/R	REC	YDS	TD	LNG	AVG/R
2019	ILL	4	9	16	0	5	1.8	3	9	0	4	3.0
2020	ILL	6	63	389	1	64	6.2	0	0	0	0	0.0
2021	ILL	12	12	61	2	21	5.1	47	525	4	52	11.2
2022	ILL	13	7	5	0	13	0.7	82	715	5	63	8.7
2023	ILL	10	31	0	5	3.1	59	68	893	5	67	13.1
CAREER		45	101	502	3	64	5.0	200	2142	14	67	10.7

PASSING STATISTICS

YEAR	TEAM	G	CMP	ATT	INT	YDS	TD	LNG	PCT	AVG/P	AVG/G	EFFIC.
2019	ILL	4	3	10	1	38	0	25	30.0	12.7	9.5	41.9
2020	ILL	6	26	63	2	393	4	46	41.3	15.1	65.5	108.3
2021	ILL	12	12	0	1	0	0	0	0.0	0.0	0.0	0.0
2022	ILL	13	0	0	0	0	0	0	0.0	0.0	0.0	0.0
2023	ILL	10	0	0	0	0	0	0	0.0	0.0	0.0	0.0
CAREER		45	29	74	3	431	4	46	39.2	14.9	11.1	97.8

TIGHT ENDS

**85 TANNER ARKIN**

TE, 6-4, 265, SO.

FORT COLLINS, COLO. / FOSSIL RIDGE / COLORADO STATE

- » Scored first collegiate TD on first reception as an Illini vs. Wisconsin (10/21/23)
- » Made first start as an Illini in two-TE package at Maryland (10/14/23)
- » Transferred to Illinois with three years of eligibility remaining and participated in 2023 spring football
- » Three-star recruit by 247Sports Composite
- » Three-sport letterman in high school, also competed in basketball & track & field (state discus champ in 2020)
- » Kinesiology major

**88 HENRY BOYER**

TE, 6-5, 270, R-FR.

CHICAGO, ILL. / BROTHER RICE

- » Made first-career start and posted two catches for 16 yards in win over FAU (9/23/23)
- » Pulled in first-career reception vs. Penn State (9/16/23)
- » Played in two games and redshirted as a true freshman in 2022
- » Three-star recruit by 247Sports, ESPN, On3, and Rivals
- » 2021 All-Chicago Catholic League
- » Business major

**81 GRIFFIN MOORE**

TE, 6-4, 250, JR.

BLOOMINGTON, ILL. / BLOOMINGTON

- » Caught first-career TD pass, a 46-yard strike from Luke Altmyer, vs. FAU (9/23/23)
- » Set career-high marks for receptions (4), receiving yards (56) and longest reception (22) at Kansas (9/8/23)
- » Played mostly quarterback in high school, throwing for 1,957 yards and 31 touchdowns as a senior
- » Three-star recruit; Ranked nationally as No. 84 TE by 247Sports and No. 139 athlete by ESPN
- » Two-time Academic All-Big Ten selection, graduated in May 2023 with a degree in recreation, sport & tourism, and is pursuing a graduate degree in management

**89 TIP REIMAN**

TE, 6-5, 265, JR.

RAPID CITY, S.D. / O'GORMAN

- » Voted team captain prior to start of 2023 season
- » Caught a career-long pass of 42 yards in Illinois' win over FAU (9/23/23)
- » TD receptions at Kansas (9/8/23), vs. Wisconsin (10/21/23), and at Minnesota (11/4/23)
- » Recorded a career-high four receptions for 29 yards vs. Michigan State (11/5/22)
- » Scored second career TD on a 2-yard reception to give Illinois a 21-3 lead vs. Virginia (9/10/22)
- » First career touchdown in Illinois' upset win at #20 Minnesota (11/6/21)
- » Two-time Academic All-BIG, majoring in kinesiology and wants to be a strength and conditioning coach
- » Awarded with a scholarship by head coach Bret Bielema during team meeting 9/8/21
- » Married his wife Maddy, an alumna of the Illinois swimming & diving program, in March 2022

MACKEY AWARD WATCH LIST
BURLSWORTH TROPHY NOMINEE

RUSHING/RECEIVING STATISTICS

YEAR	TEAM	G	RS	YDS	TD	LNG	AVG/R	REC	YDS	TD	LNG	AVG/R
2021	CSU	3	0	0	0	0	0.0	1	9	0	9	9.0
2022	CSU	12	1	1	0	1	1.0	14	116	0	26	8.3
2023	ILL	10	0	0	0	0	0.0	1	1	1	1	1.0
CAREER		25	1	1	0	1	1.0	16	126	1	26	7.9

RUSHING/RECEIVING STATISTICS

YEAR	TEAM	G	RS	YDS	TD	LNG	AVG/R	REC	YDS	TD	LNG	AVG/R
2022	ILL	2	0	0	0	0	0.0	0	0	0	0	0.0
2023	ILL	10	0	0	0	0	0.0	3	20	0	9	6.7
CAREER		12	0	0	0	0	0.0	3	20	0	9	6.7

RUSHING/RECEIVING STATISTICS

YEAR	TEAM	G	RS	YDS	TD	LNG	AVG/R	REC	YDS	TD	LNG	AVG/R
2019	ILL	1	0	0	0	0	0.0	0	0	0	0	0.0
2020	ILL	2	0	0	0	0	0.0	0	0	0	0	0.0
2021	ILL	1	0	0	0	0	0.0	0	0	0	0	0.0
2022	ILL	6	0	0	0	0	0.0	1	17	0	17	17.0
2023	ILL	10	1	-1	0	0	-1.0	11	148	1	46	13.5
CAREER		20	1	-1	0	0	-1.0	12	165	1	46	13.8

RUSHING/RECEIVING STATISTICS

YEAR	TEAM	G	RS	YDS	TD	LNG	AVG/R	REC	YDS	TD	LNG	AVG/R
2020	ILL	8	0	0	0	0	0.0	0	0	0	0	0.0
2021	ILL	11	0	0	0	0	0.0	3	43	1	24	14.3
2022	ILL	13	0	0	0	0	0.0	19	174	1	20	9.2
2023	ILL	10	0	0	0	0	0.0	15	171	3	42	11.4
CAREER		42	0	0	0	0	0.0	37	388	5	42	10.5



DEFENSIVE LINE



48 BRYCE BARNES

DL, 6-2, 285, SR.

GIBSON CITY, ILL. / GCMS

- » Career-high four tackles vs. Toledo (9/2/23) and at Maryland (10/14/23)
- » Made first start of the season at Maryland (10/14/23)
- » Played TE in 2019, DT in 2020, and OLB in 2021 before moving back to DT in the spring of 2022
- » Helped lead GCMS to back-to-back IHSA Class 2A State Championships in 2017 and 2018
- » Also played basketball at GCMS, scoring 1,000+ career points and helping team to IHSA 2A third place finish
- » Graduated in May 2023 with degree in advertising; pursuing graduate certificate in health communication



6 DENZEL DAXON

DL, 6-2, 320, SR.

NASSAU, BAHAMAS / CAROL CITY (FLA.) / OHIO

- » Tallied a career-high four tackles vs. Nebraska (10/6/23)
- » Started at nose in Illini debut, and tallied three tackles and a half-tackle for loss vs. Toledo (9/2/23)
- » Transferred to Illinois for final year of eligibility
- » Participated in 2023 spring football practice
- » Graduated from Ohio in December 2022 with a degree in physical activity & sports coaching; pursuing a master's degree in recreation, sport & tourism from Illinois



23 TERAH EDWARDS

DL, 6-2, 315, JR.

GROVE PORT, OHIO / GROVE PORT MADISON / NORTHWESTERN

- » Tied career high with three tackles and posted first half sack of the season at Purdue (9/30/23)
- » Two-year letterman in wrestling in high school, earning a pair of Ohio Capital Conference (OCC) titles
- » Offers out of high school included Indiana, Iowa State, Michigan, Michigan State, Minnesota, Missouri, Penn State, Pittsburgh, Purdue, Rutgers, Tennessee and Vanderbilt
- » Graduated in August 2023 with degree in communication; pursuing master's degree in strategic brand communication



55 SED MCCONNELL

DL, 6-3, 285, SO.

ATLANTA, GA. / WESTLAKE

- » First-career PBU in victory at Maryland (10/14/23)
- » Posted a career-high three tackles at Purdue (9/30/23)
- » Three-star recruit by 247Sports, ESPN, and Rivals
- » Also played basketball and lacrosse in high school
- » Chose Illinois over offers from Duke, Minnesota, Pittsburgh, Wake Forest, and West Virginia



4 JER'ZHAN NEWTON

DT, 6-2, 295, JR.

ST. PETERSBURG, FLA. / CLEARWATER CENTRAL CATHOLIC

- » 2023 Preseason All-America first team by AP, ESPN, The Athletic, Athlon, and CBS Sports/247 Sports
- » Tied for first in the nation among all interior defensive linemen with 33 QB pressures according to PFF
- » No. 3 nationally among in PFF's defensive stops metric with 26, five more than any other BIG defensive tackle
- » Third in FBS in snaps among DTs with 531 (59.00/game), 46 more snaps than any other BIG interior defender
- » Highest-rated player in the nation in Week 8 with a grade of 95.1 by PFF
- » Highest-rated Power-5 DT in the nation during Week 3 vs. #7 Penn State (min. 30 snaps), via PFF
- » Tied for the national lead with two blocked kicks, a FG vs. Penn State (9/16/23) and a PAT at Purdue (9/30/23)
- » 2022 All-American by Walter Camp (2nd team), CBS (2nd), and PFF (2nd); All-BIG 1st team (coaches & media)
- » Goes by "Johnny" but chose to be listed on the roster as his real name, Jer'Zhan
- » Half of the starting defensive tackle duo, along with Keith Randolph Jr., nicknamed "The Law Firm"
- » Tied for the national lead in quarterback hits (19), according to PFF in 2022
- » Led Power-5 interior defensive linemen in pressures (59), seven more than any Power-5 interior defensive lineman, and ranked seventh overall in the nation, according to PFF in 2022
- » Recreation, sport & tourism major

BEDNARIK AWARD SEMIFINALIST
LOMBARDI AWARD SEMIFINALIST
LOTT IMPACT AWARD SEMIFINALIST
NAGURSKI AWARD WATCH LIST
WALTER CAMP AWARD WATCH LIST



88 KEITH RANDOLPH JR.

DT, 6-5, 300, JR.

BELLEVILLE, ILL. / BELLEVILLE WEST

- » 2023 Athlon Preseason All-American (3rd team)
- » 2023 Phil Steele Preseason All-American (4th team)
- » Leads the nation in tackles per game among defensive tackles with 5.6
- » Sacks in back-to-back games: 1.0 vs. FAU and 0.5 at Purdue
- » 2022 All-Big Ten third team (coaches and media)
- » Half of the starting defensive tackle duo, along with Jer'Zhan Newton, nicknamed "The Law Firm"
- » No. 10 defensive tackle in the nation, according to The Athletic's preseason draft rankings
- » Did not start playing football until his junior year of high school
- » Also played basketball in high school and led Belleville West to two state titles alongside former Ohio State star, and current New Orleans Pelicans, forward E.J. Liddell
- » Recreation, sport & tourism major

BEDNARIK AWARD WATCH LIST
LOMBARDI AWARD WATCH LIST
NAGURSKI AWARD WATCH LIST
OUTLAND TROPHY WATCH LIST

DEFENSIVE STATISTICS

YEAR	TEAM	G	UA	A	TOTAL	TFL-YDS	PD	FF	FR	BLK	SCK	INT
2019	ILL	13	0	0	0	0-0	0	0	0	0	0	0
2020	ILL	8	0	3	3	0.5-1	0	0	0	0	0	0
2021	ILL	11	3	0	3	0-0	0	0	0	0	0	0
2022	ILL	12	4	4	8	0-0	0	0	0	0	0	0
2023	ILL	9	9	7	16	2-6	0	0	0	0	0	0
CAREER		53	16	14	30	2.5-7	0	0	0	0	0	0

DEFENSIVE STATISTICS

YEAR	TEAM	G	UA	A	TOTAL	TFL-YDS	PD	FF	FR	BLK	SCK	INT
2019	OHIO	--	--	--	--	--	--	--	--	--	--	--
2020	OHIO	--	--	--	--	--	--	--	--	--	--	--
2021	OHIO	12	3	5	8	1-10	0	0	0	0	1	0
2022	OHIO	12	2	1	3	0-0	0	0	0	0	0	0
2023	ILL	9	6	11	17	0.5-1	0	0	0	0	0	0
CAREER		33	11	17	28	1.5-11	0	0	0	0	1	0

DEFENSIVE STATISTICS

YEAR	TEAM	G	UA	A	TOTAL	TFL-YDS	PD	FF	FR	BLK	SCK	INT
2020	NU	2	1	0	1	0-0	0	0	0	0	0	0
2021	NU	4	1	0	1	0-0	0	0	0	0	0	0
2022	ILL	13	6	8	14	1.5-10	0	0	1	0	1	0
2023	ILL	9	4	3	7	0.5-4	0	0	0	0	0.5	0
ILL TOTAL		22	10	11	21	2-14	0	0	1	0	1.5	0
CAREER		28	12	11	23	2-14	0	0	1	0	1.5	0

DEFENSIVE STATISTICS

YEAR	TEAM	G	UA	A	TOTAL	TFL-YDS	PD	FF	FR	BLK	SCK	INT
2021	ILL	--	--	--	--	--	--	--	--	--	--	--
2022	ILL	7	1	2	3	0-0	0	0	0	0	0	0
2023	ILL	9	3	2	5	0-0	1	0	0	0	0	0
CAREER		16	4	4	8	0-0	1	0	0	0	0	0

DEFENSIVE STATISTICS

YEAR	TEAM	G	UA	A	TOTAL	TFL-YDS	PD	FF	FR	BLK	SCK	INT
2020	ILL	8	6	17	23	1.5-11	0	1	0	0	1.5	0
2021	ILL	12	20	31	51	4.5-33	0	0	0	0	3.5	0
2022	ILL	13	29	33	62	14-66	3	0	2	0	5.5	0
2023	ILL	9	19	19	38	5.5-33	2	1	0	2	4.5	0
CAREER		42	74	100	174	25.5-143	5	2	2	2	15	0

MORE INFO AT

[FIGHTINGILLINI.COM/JOHNNYNEWTON](https://fightingillini.com/johnnynewton)

DEFENSIVE STATISTICS

YEAR	TEAM	G	UA	A	TOTAL	TFL-YDS	PD	FF	FR	BLK	SCK	INT
2019	ILL	4	3	4	7	0.5-2	0	0	0	0	0	0
2020	ILL	5	4	4	8	0-0	1	0	0	0	0	0
2021	ILL	10	21	21	42	5.5-13	1	1	0	0	4	1
2022	ILL	13	23	30	53	13-43	1	0	0	1	4.5	1
2023	ILL	7	17	22	39	4-17	0	0	0	0	1.5	0
CAREER		39	68	81	149	23-75	3	1	0	1	10	2

OUTSIDE LINEBACKERS



90 ALEC BRYANT

OLB, 6-3, 245, SO.

PEARLAND, TEXAS / SHADOW CREEK / VIRGINIA TECH

- » Recorded a career-high five tackles vs. Wisconsin (10/21/23)
- » Transferred from Virginia Tech with four years of eligibility remaining; sat out 2021 due to NCAA transfer rules
- » Played in one game as a freshman for Virginia Tech, at Virginia 12/12/20
- » Won Texas 5A state championship at Shadow Creek High School in 2019
- » Four-star recruit by Rivals was rated as the No. 13 weak-side defensive end in the country by 247Sports
- » Communication major

DEFENSIVE STATISTICS

YEAR	TEAM	G	UA	A	TOTAL	TFL-YDS	PD	FF	FR	BLK	SCK	INT
2020	VT	1	0	0	0--	0-0	0	0	0	0	0	0
2021	ILL	--	--	--	--	--	--	--	--	--	--	--
2022	ILL	12	8	3	11	3.5-12	1	0	0	0	1.5	0
2023	ILL	10	9	16	25	3.5-8	0	0	0	0	0.5	0
ILL TOTAL		22	17	19	36	7-20	1	0	0	0	2	0
CAREER		23	17	19	36	7-20	1	0	0	0	2	0



49 SETH COLEMAN

OLB, 6-5, 245, JR.

MELBOURNE, FLA. / HOLY TRINITY EPISCOPAL ACADEMY

- » 2022 All-Big Ten honorable mention (media)
- » Recorded fourth sack of the season at Minnesota (11/4/23) and ranks second on the team behind only All-America DT Jer'Zhan Newton
- » Career-high eight tackles (five solo) vs. Wisconsin (10/21/23)
- » Named Big Ten Defensive Player of the Week after posting 3.0 sacks (most by Big Ten player this season) in win at Maryland (10/14/23)
- » Posted big game in win vs. Iowa (10/8/22) with 5 tackles (4 solo), 2.0 TFLs, 2.0 sacks, four QB hurries and a pass breakup that led to a fourth quarter interception on the drive following Illinois' go-ahead field goal
- » Key PBU led to Tarique Barnes interception in Illinois' win at No. 20 Minnesota (11/6/21)
- » Recreation, sport & tourism major

DEFENSIVE STATISTICS

YEAR	TEAM	G	UA	A	TOTAL	TFL-YDS	PD	FF	FR	BLK	SCK	INT
2019	ILL	3	0	0	0	0-0	0	0	0	0	0	0
2020	ILL	8	7	6	13	3.5-8	0	0	0	0	0	0
2021	ILL	10	13	9	22	3-14	2	1	1	0	2	0
2022	ILL	12	24	21	45	5-26	6	0	0	0	4.5	0
2023	ILL	10	30	13	43	6-38	3	0	0	0	4	0
CAREER		43	74	49	123	17.5-86	11	1	1	0	10.5	0



33 EZEKIEL HOLMES

OLB, 6-5, 245, JR.

WICHITA FALLS, TEXAS / HIRSCHI

- » Two tackles (one solo) in return vs. Penn State (9/16/22), more than a year after season-ending injury in 2022
- » Played in first three games of 2022, including one start, before a season-ending injury vs. Virginia (9/10/22)
- » Played in all 12 games with five tackles and 1.0 TFL as a sophomore in 2021
- » Earned bachelor's degree in sociology and pursuing second bachelor's in communication
- » Plays the piano and drums, and also played basketball and threw shot put in high school
- » Three-star recruit rated as the No. 60 weak-side defensive end in the nation by 247Sports
- » Communication major

DEFENSIVE STATISTICS

YEAR	TEAM	G	UA	A	TOTAL	TFL-YDS	PD	FF	FR	BLK	SCK	INT
2019	ILL	1	0	0	0	0-0	0	0	0	0	0	0
2020	ILL	4	0	1	1	0-0	0	0	0	0	0	0
2021	ILL	12	2	3	5	1-1	0	0	0	0	0	0
2022	ILL	3	2	1	3	0-0	0	0	0	0	0	0
2023	ILL	7	6	2	8	2-4	0	0	0	0	0	0
CAREER		27	10	7	17	3-5	0	0	0	0	0	0



17 GABE JACAS


OLB, 6-3, 265, FR.

PORT ST. LUCIE, FLA. / FORT PIERCE CENTRAL

- » Only returning Big Ten West player that earned 2022 FWAA Freshman All-American honors
- » Ranked #69 on The Athletic's Freaks List
- » 2023 Preseason All-Big Ten fourth team (Athlon and Phil Steele)
- » 2022 All-Big Ten honorable mention (media)
- » Recorded 2.0 sacks, including a third-down stop in overtime that forced an Indiana field goal and set up the Illini's opportunity for a game-winning TD in the 48-45 win.
- » Season-most five tackles (all solo) at Purdue (9/30/23)
- » Notched first sack of 2023 season (fifth of career) vs. #7 Penn State (9/16/23)
- » Recorded 2.0 sacks vs. Virginia (9/10/22), becoming the first Illini true freshman with 2.0+ sacks in a game since Bobby Roundtree vs. Western Kentucky in 2017
- » Three-star recruit ranked No. 60 by 247Sports and No. 70 by On3 among edge rushers
- » Also a state champion and all-state wrestler at Fort Pierce Central
- » Community health major

DEFENSIVE STATISTICS

YEAR	TEAM	G	UA	A	TOTAL	TFL-YDS	PD	FF	FR	BLK	SCK	INT
2022	ILL	13	14	21	35	5-36	0	0	0	0	4	0
2023	ILL	10	18	7	25	3-11	1	0	0	0	3	0
CAREER		23	32	28	60	8-47	1	0	0	0	7	0



LINEBACKERS




8 TARIQUE BARNES

LB, 6-1, 230, SR.

MEMPHIS, TENN. / CORDOVA

- » 2022 All-Big Ten honorable mention (coaches and media)
- » Voted team captain in 2022 and 2023
- » Recorded seven tackles, including a sack and two TFLs, in win over Toledo (9/2/23)
- » First on the team with a combined 125 tackles in 2021 (79) and 2022 (46) seasons
- » Recorded a career-high 12 tackles (six solo) vs. Wisconsin (10/9/21)
- » Two-time Academic All-Big Ten selection completed degree in advertising in May 2023, and is pursuing a master's in strategic brand communication



34 RYAN MEED

LB, 6-1, 230, JR.

BROOKLYN, N.Y. / CANARSIE

- » Plays primarily on special teams, but made first start of his career vs. Nebraska (10/6/23)
- » Forced the first fumble of his career on the opening kickoff at Minnesota (11/4/23), which led to a Illini TD on the ensuing drive
- » Made Illinois debut on special teams against Michigan State to help Illinois win 37-34 in the biggest comeback in program history
- » Two-time Academic All-Big Ten selection graduated with a degree in kinesiology in May 2023, and is pursuing a graduate certificate in strategic leadership & management
- » Also participated in track and field in high school



39 KENENNA ODELUGA

LB, 6-1, 240, SO.

SOUTH HOLLAND, ILL. / MOUNT CARMEL

- » Highest-graded linebacker in the nation (92.0) in Week 6, per PFF
- » Tied for first in the Big Ten (12th nationally) with two fumble recoveries this season
- » Set career-high mark and tied for team lead with 8 tackles (6 solo) at Maryland (10/14/23)
- » Played in all 13 games in 2022 and ranked seventh on the team in TFLs (3.5)
- » Led Mount Carmel to an undefeated season and a 7A State Championship as a junior in 2019
- » 2022 Academic All-Big Ten selection, majoring in finance
- » Cousin, Abuchi Obinwa, plays professional soccer for FC Tulsa of the USL



28 DYLAN ROSIEK

LB, 6-1, 230, SO.

EAST LAKE, FLA. / EAST LAKE

- » Tied for Big Ten lead and ranks 12th nationally with 0.3 forced fumbles per game entering Week 12 at Iowa
- » Leads the Illinois defense in total tackles on the season with 62 stops
- » Recorded a career-high 10 tackles (5 solo) plus two PBUs vs. Nebraska (10/6/23)
- » Posted six tackles, including two TFLs, and forced a fumble at Purdue (9/30/23)
- » Tied for the team lead with a career-high nine tackles vs. #7 Penn State (9/16/23)
- » Tallied eight tackles, all solo, in first-career start vs. Toledo (9/2/23)
- » Three-star recruit by 247Sports and ESPN
- » Also wrestled in high school
- » Pursuing bachelor's degree in kinesiology

DEFENSIVE STATISTICS

YEAR	TEAM	G	UA	A	TOTAL	TFL-YDS	PD	FF	FR	BLK	SCK	INT
2019	ILL	13	8	5	13	0-0	0	1	0	0	0	0
2020	ILL	5	12	13	25	1.5-10	0	0	1	0	1	1
2021	ILL	12	44	35	79	5.5-38	5	2	0	0	2	1
2022	ILL	13	35	11	46	8.5-26	2	0	0	0	1.5	0
2023	ILL	8	9	9	18	2-17	0	0	0	0	1	0
CAREER		51	108	73	181	17.5-91	7	3	1	0	5.5	2

DEFENSIVE STATISTICS

YEAR	TEAM	G	UA	A	TOTAL	TFL-YDS	PD	FF	FR	BLK	SCK	INT
2019	ILL	4	0	0	0	0-0	0	0	0	0	0	0
2020	ILL	4	1	0	1	0-0	0	0	0	0	0	0
2021	ILL	7	0	0	0	0-0	0	0	0	0	0	0
2022	ILL	13	2	1	3	0-0	0	0	0	0	0	0
2023	ILL	10	6	4	10	1-1	0	1	0	1	0	0
CAREER		38	9	5	14	1-1	0	1	0	1	0	0

DEFENSIVE STATISTICS

YEAR	TEAM	G	UA	A	TOTAL	TFL-YDS	PD	FF	FR	BLK	SCK	INT
2021	ILL	3	0	0	0	0-0	0	0	0	0	0	0
2022	ILL	13	5	3	8	3.5-15	1	0	0	0	2	0
2023	ILL	10	21	11	32	3-8	1	2	2	0	0	0
CAREER		26	26	14	40	6.5-23	2	2	2	0	2	0

DEFENSIVE STATISTICS

YEAR	TEAM	G	UA	A	TOTAL	TFL-YDS	PD	FF	FR	BLK	SCK	INT
2021	ILL	3	0	0	0	0-0	0	0	0	0	0	0
2022	ILL	13	4	4	8	1-2	0	0	0	0	0	0
2023	ILL	10	38	24	62	5.5-18	2	3	0	0	1	0
CAREER		26	42	28	70	6.5-20	2	3	0	0	1	0



DEFENSIVE BACKS



21 CLAYTON BUSH

DB, 6-1, 210, SR.

BOWLING GREEN, KY. / SOUTH WARREN / WESTERN KENTUCKY/SOUTHERN ILLINOIS

- » Recorded career highs with 11 tackles and 1.5 TFLs vs. Indiana
- » Started and tallied three tackles in Illini debut vs. Toledo (9/2/23)
- » Came to Illinois as a graduate transfer from SIU with one season of eligibility remaining
- » Started 34 games in three seasons at SIU after transferring from WKU following freshman year in 2019
- » Led South Warren High to a 15-0 record and a state championship as a senior in 2018
- » Completed graduate degree in university studies from Southern Illinois (May 2023) before transferring, to Illinois where he is pursuing a graduate certificate in strategic brand communication



0 NICARIO HARPER

DB, 6-0, 205, SR.

ATLANTA, GA. / CARVER / JACKSONVILLE STATE/LOUISVILLE

- » 17 tackles vs. Nebraska (10/6/23) are a career high and the third-most in a single game in the BIG this year
- » Started last five games in place of injured Matthew Bailey
- » Transferred to Illinois with one year of eligibility remaining and participated in spring football
- » OVC Defensive Player of the Year and first-team All-American (AP, AFCA, HEROSports) as a sophomore in 2020 at Jacksonville State
- » Graduated in May 2022 from Jacksonville State with a degree in integrated studies, and earned a graduate certificate in health communications from Illinois in May 2023; currently pursuing graduate certificate in strategic brand communication



2 SABOOR KARRIEM

DB, 6-3, 195, FR.

WEST ORANGE, N.J. / WEST ORANGE

- » Made Illini debut with one tackle and three PBUs vs. FAU (9/23/23)
- » Four-star recruit by 247Sports composite; position ranks: #4 (On3), #65 (ESPN), #72 (Rivals), #97 (247)
- » Also played basketball and lacrosse, and ran track in high school
- » Offers included Boston College, Duke, Georgia Tech, Indiana, Kentucky, Maryland, Michigan State, Pittsburgh, Penn State, Syracuse, Virginia Tech, Wisconsin, and West Virginia
- » Majoring in financial planning



12 ELIJAH Mc-CANTOS

DB, 6-0, 185, R-FR.

MIAMI, FLA. / EDISON

- » Played in four games and redshirted as a true freshman in 2022
- » First career tackle at Northwestern (11/26/22)
- » Three-star recruit by 247Sports, On3, and Rivals
- » Also participated in basketball, track, and wrestling in high school
- » Offers included Arizona St., Kansas, Kentucky, Michigan, Penn St., Syracuse, Wake Forest, & Washington St., among others



10 TAHVEON NICHOLSON

DB, 5-11, 180, JR.

JACKSONVILLE, FLA. / RIVERSIDE

- » Goes by "Taz"
- » Preseason All-Big Ten selection by PFF (third team) and Athlon (fourth team)
- » Four tackles (3 solo), 1 PBU and a forced fumble at Maryland (10/14/23)
- » Started first 10 games of 2022 at CB before missing the last three, including ReliaQuest Bowl, due to injury
- » Recorded first-career interception, and ranked second on the team with six tackles (all solo) in Illinois' 34-10 victory at Wisconsin (10/1/22)
- » Two-time Academic All-Big Ten performer pursuing bachelor's in recreation, sport & tourism
- » Attended Palmetto Prep Academy for one year following high school and played DB and WR



10 MILES SCOTT

DB, 5-11, 210, SO.

DOLTON, ILL. / ST. THOMAS MORE

- » Recorded at least five tackles 9 of 10 games this season season after switching from WR to DB
- » Second on the team in total tackles (57) behind LB Dylan Rosiek
- » Career-high seven tackles three times: at Kansas (9/8/23), vs. FAU (9/23/23) and vs. Nebraska (10/6/23)
- » Scored 48-yard pick-6 in first career game on defense in Illini's 30-28 win over Toledo (9/2/23), and was graded by PFF as the No. 1 DB and No. 3 defensive player overall (first in BIG) in Week 1
- » Began career at Illinois as a wide receiver before switching to defensive back during 2023 spring practice
- » Also ran track in high school
- » Pursuing bachelor's degree in kinesiology

DEFENSIVE STATISTICS

YEAR	TEAM	G	UA	A	TOTAL	TFL-YDS	PD	FF	FR	BLK	SCK	INT
2019	WKU	13	2	2	4	0-0	0	0	0	0	0	0
2020	SIU	10	31	14	45	1-8	1	1	0	0	1	1
2021	SIU	13	40	23	63	1.5-1	4	0	1	0	0	3
2022	SIU	11	34	14	48	1-2	3	0	0	0	1	1
2023	ILL	10	14	18	32	2.5-5	1	0	1	0	0	0
CAREER		57	121	71	192	6-16	9	1	2	0	2	5

DEFENSIVE STATISTICS

YEAR	TEAM	G	UA	A	TOTAL	TFL-YDS	PD	FF	FR	BLK	SCK	INT
2018	USM	9	2	1	3	0.0-0	0	0	0	0	0	0
2019	USM	--	--	--	--	--	--	--	--	--	--	--
2020	JSU	13	46	46	92	2.5-11	3	0	1	0	0	3
2021	JSU	9	23	31	54	2.5-10	1	0	1	0	0	2
2022	LOU	5	4	3	7	0.5-2	0	0	0	0	0	0
2023	ILL	10	29	18	47	2-2	2	0	0	0	0	1
CAREER		46	104	99	203	7.5-25	6	0	2	0	0	6

DEFENSIVE STATISTICS

YEAR	TEAM	G	UA	A	TOTAL	TFL-YDS	PD	FF	FR	BLK	SCK	INT
2023	ILL	7	1	1	2	0-0	3	0	0	0	0	0
CAREER		7	1	1	2	0-0	3	0	0	0	0	0

DEFENSIVE STATISTICS

YEAR	TEAM	G	UA	A	TOTAL	TFL-YDS	PD	FF	FR	BLK	SCK	INT
2022	ILL	4	0	1	1	0-0	0	0	0	0	0	0
2023	ILL	7	2	2	4	0-0	0	0	0	0	0	0
CAREER		11	2	3	5	0-0	0	0	0	0	0	0

DEFENSIVE STATISTICS

YEAR	TEAM	G	UA	A	TOTAL	TFL-YDS	PD	FF	FR	BLK	SCK	INT
2021	ILL	8	9	2	11	0-0	2	0	0	0	0	0
2022	ILL	10	18	1	19	1-3	6	1	0	0	0	1
2023	ILL	10	24	9	33	2-10	6	2	1	0	0	0
CAREER		28	51	12	63	3-13	14	3	1	0	0	1

DEFENSIVE STATISTICS

YEAR	TEAM	G	UA	A	TOTAL	TFL-YDS	PD	FF	FR	BLK	SCK	INT
2021	ILL	4	0	0	0	0-0	0	0	0	0	0	0
2022	ILL	13	0	0	0	0-0	0	0	0	0	0	0
2023	ILL	10	45	12	57	0-0	3	0	1	0	0	1
CAREER		27	45	12	57	0-0	3	0	1	0	0	1

DEFENSIVE BACKS



14 XAVIER SCOTT

DB, 5-11, 190, SO.

RIVIERA BEACH, FLA. / DWYER

- » Team-leading two interceptions on the season, tied for 10th in the Big Ten entering Week 11 at Indiana
- » Career-high nine tackles vs. Indiana (11/11/23)
- » Led the Illinois secondary with two PBUs in season-opening win over Toledo (9/2/23)
- » Made first start of career in the ReliaQuest Bowl (1/2/23)
- » Also played basketball in high school and was an all-county selection
- » Majoring in general studies



20 TYLER STRAIN

DB, 5-9, 190, SO.

PACE, FLA. / PACE

- » Team-high two PBUs to go along with four tackles in Illinois win at Maryland (10/14/23)
- » Led Illinois with a team-high eight tackles (seven solo) vs. FAU (9/23/23)
- » Played in 12 games during the 2022 season and made first start of career in the ReliaQuest Bowl (1/2/23)
- » Recorded interceptions against Purdue (11/12/22) and at Northwestern (11/26/22)
- » Three-star recruit by 247Sports and ESPN, ranked No. 114 CB nationally by 247Sports
- » Pursuing bachelor's degree in recreation, sport, & tourism



5 ZACHARY TOBE

DB, 6-2, 190, FR.

OCOEE, FLA. / OCOEE

- » Graded by PFF as the No. 1 true freshman defender (87.0) in the nation during Week 4 vs. FAU (9/23/23)
- » Recorded three tackles and tied for the team high with three PBUs vs. FAU while allowing just one reception for four yards in 37 coverage snaps
- » Made Illinois debut in season-opening win vs. Toledo (9/2/23)
- » Four-star recruit; position ranks: #62 (On3), #82 (ESPN), #116 (247)
- » Four-year letterwinner for head coach Aaron Sheppard at Ocoee High School
- » Academic honor roll all four years
- » Offers included Arkansas, Boston College, Cincinnati, Indiana, Iowa, Iowa State, Kansas, Kentucky, Louisville, Maryland, Mississippi State, Nebraska, North Carolina, Oregon State, Purdue, and Tennessee

DEFENSIVE STATISTICS

YEAR	TEAM	G	UA	A	TOTAL	TFL-YDS	PD	FF	FR	BLK	SCK	INT
2022	ILL	11	13	2	15	0-0	1	1	0	0	0	0
2023	ILL	10	45	8	53	0-0	10	1	0	0	0	2
CAREER		21	58	10	68	0-0	11	2	0	0	0	2

DEFENSIVE STATISTICS

YEAR	TEAM	G	UA	A	TOTAL	TFL-YDS	PD	FF	FR	BLK	SCK	INT
2021	ILL	4	1	1	2	0-0	0	0	0	0	0	0
2022	ILL	12	8	6	14	0.5-0	3	0	0	0	0	2
2023	ILL	10	24	7	31	0.5-1	3	0	0	0	0	0
CAREER		26	33	14	47	1-1	6	0	0	0	0	2

DEFENSIVE STATISTICS

YEAR	TEAM	G	UA	A	TOTAL	TFL-YDS	PD	FF	FR	BLK	SCK	INT
2023	ILL	8	10	6	16	0-0	5	0	0	0	0	0
CAREER		8	10	6	16	0-0	5	0	0	0	0	0



SPECIALISTS



5 CALEB GRIFFIN

K, 6-3, 220, SR.

DANVILLE, ILL. / DANVILLE

- » 2023 preseason All-Big Ten second team (PFF) and third team (Athlon, Phil Steele)
- » 2022 All-Big Ten honorable mention (coaches)
- » Made second game-winning FG of the season, a walk-off as time expired, to lift Illinois to 27-24 win at Maryland (10/14/23); first Illini kicker with two game-winners in the final two minutes or overtime of a game in a single season since Otto Seiler hit two game-winning drop kicks in 1910, and becomes first Illini kicker with a walk-off game-winner on the road since Mike Bass at Wisconsin in 1982
- » Hit career-long 53-yard FG at Purdue (9/30/23), the longest Illini FG ever in a road game, and tied for the sixth-longest overall in program history
- » Game-winning 29-yard FG in Illinois' 30-28 win over Toledo (9/2/23) with 5 seconds left in game; marked first game-winning FG by an Illini kicker since James McCourt made a 47-yarder with 3 seconds left in a 23-20 victory at Rutgers (11/14/20), and first at Memorial Stadium since McCourt hit from 39 as time expired to defeat No. 6 Wisconsin, 24-23 (10/19/19)
- » Also played wide receiver during 2021 spring practices
- » Four sport athlete at Danville High School (football, baseball, basketball, soccer)
- » Holds bachelor's degree in marketing and master's degree in management; pursuing second master's in strategic brand communication

KICKING STATISTICS

YEAR	TEAM	G	PAT	FG	I20	20-29	30-39	40-49	50+	PTS	LG
2019	ILL	--	--	--	--	--	--	--	--	--	--
2019	ILL	--	--	--	--	--	--	--	--	--	--
2020	ILL	4	5-5	1-1	0-0	1-1	0-0	0-0	0-0	8	28
2021	ILL	2	0-0	0-0	0-0	0-0	0-0	0-0	0-0	0	0
2022	ILL	11	32-32	14-19	0-0	5-5	4-5	4-6	1-3	74	52
2023	ILL	10	21-23	9-13	0-0	5-5	0-0	3-6	1-2	36	53
CAREER		27	58-60	24-33	0-0	11-11	4-5	7-12	2-5	118	53



36 LANE HANSEN

LS, 6-0, 220, SO.

EAST LAKE, FLA. / EAST LAKE

- » Handles long-snapping duties on both punts and field goal/PAT situations
- » Brother, Jake, played linebacker at Illinois from 2016-21 and now plays in the NFL for the Houston Texans
- » Father, Shad Hansen, played football at BYU from 1989-92 and is the school's all-time leading tackler (408)
- » Majoring in kinesiology

GAMES PLAYED STATISTICS

YEAR	TEAM	G
2021	ILL	0
2022	ILL	10
2023	ILL	10
CAREER		20



19 HUGH ROBERTSON

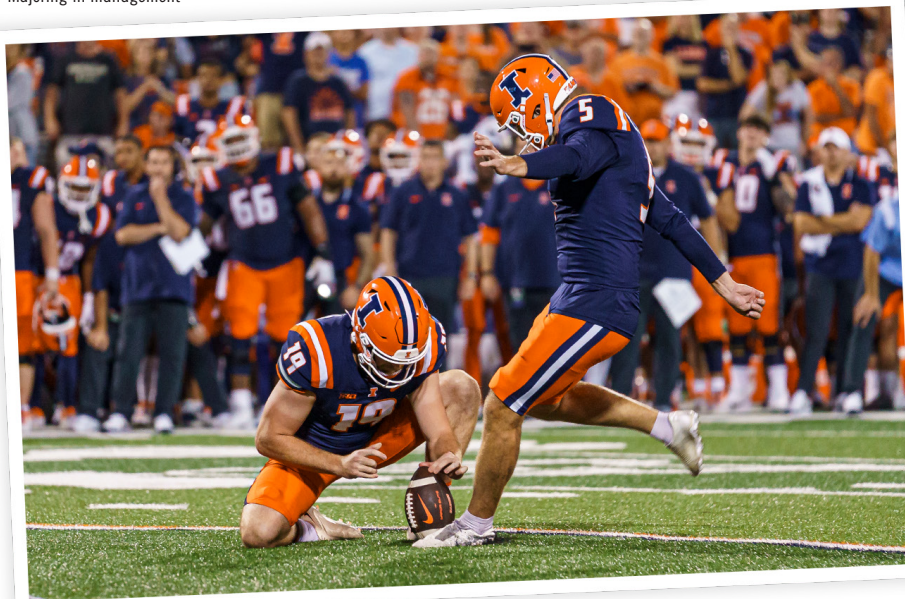
P, 6-2, 225, SO.

MELBOURNE, AUSTRALIA / ASSUMPTION COLLEGE KILMORE

- » Recorded a career-best average of 50.5 yards/punt over four punts in win vs. FAU (9/23/23), with two inside the 20 and a season-high 63 yarder.
- » Holder in place-kicking situations, including Caleb Griffin's game-winners vs. Toledo (9/2/23) and at Maryland (10/14/23)
- » Recorded career-long 64-yard punt at No. 3 Michigan (11/19/22)
- » Placed four punts inside the 20-yard line in Illinois' 9-6 victory over Iowa (10/8/22)
- » Born in 1993 and graduated high school in 2011; entered 2023 with three years of eligibility remaining
- » Former member of the Australian Army, also played Australian rules football before coming to Illinois
- » Chose Illinois, in part, because fellow Australian and former Illini punter Blake Hayes spoke so highly of the university and football program
- » Majoring in management

PUNTING STATISTICS

YEAR	TEAM	G	NO.	YDS	LNG	AVG	TB	FC	I20	50+	BLK
2020	ILL	2	1	38	38	38.0	0	1	0	0	0
2021	ILL	1	0	0	0	0.0	0	0	0	0	0
2022	ILL	13	61	2440	64	40.0	5	25	18	10	0
2023	ILL	10	45	1915	63	42.6	2	23	15	7	0
CAREER		26	107	4393	64	41.1	7	49	33	17	0



EXCELLENCE IN THE CLASSROOM

The 2023 Fighting Illini roster features 17 student-athletes who already earned undergraduate degrees and are currently pursuing second bachelor's degree's or are enrolled in master's or certificate programs at the University of Illinois. Three Illini have already earned a post-graduate degree or certificate.

STUDENT-ATHLETE	UNDERGRADUATE DEGREE EARNED	POST-GRAD DEGREE EARNED
Bryce Barnes	August 2023 Graduate: Community Health	
Tarique Barnes	May 2023 Graduate: Advertising	
Clayton Bush	May 2023 Graduate: University Studies (Southern Illinois University)	
Denzel Daxon	December 2022 Graduate: Physical Activity & Sports Coaching (Ohio University)	
TeRah Edwards	August 2023 Graduate: Communication	
Caleb Griffin	August 2021 Graduate: Marketing	May 2022 Graduate: Master of Science, Management
Aidan Hall	May 2023 Graduate: Systems Engineering & Design	
Nicario Harper	May 2022 Graduate: Integrated Studies (Jacksonville State University)	May 2023: Earned Certificate in Health Communication
Ezekiel Holmes	August 2022 Graduate: Sociology	
Evan Kirts	May 2023 Graduate: Recreation, Sport, & Tourism	
Ryan Meed	May 2023 Graduate: Kinesiology	
Griffin Moore	May 2023 Graduate: Recreation, Sport, & Tourism	
John Paddock	May 2022 Graduate: Professional Selling (Ball State University)	May 2023: Earned Certificate in Health Communication
Julian Pearl	May 2023 Graduate: Sociology	
Jordyn Slaughter	May 2022 Graduate: Sociology	
Casey Washington	August 2023 Graduate: Recreation, Sport, & Tourism	
Isaiah Williams	August 2023 Graduate: Recreation, Sport, & Tourism	

ACADEMIC MAJORS — FALL 2023

Aamland, Zach: General Studies
 Adams, Isaiah: Sociology
 Adams, Weston: Engineering Tech. & Management for Ag Systems
 Altmeyer, Luke: Recreation, Sport, & Tourism
 Anderson, Jordan: General Studies
 Anderson, Owen: General Studies
 Arkin, Tanner: Kinesiology
 Badie, Jared: Communication
 Bailey, Matthew: Kinesiology
 Barlev, Zach: Kinesiology
 Barnes, Bryce: Health Communication (certificate)
 Barnes, Tarique: Strategic Brand Communication (master's)
 Battle, Keion: Interdisciplinary Health Sciences
 Beatty, Hank: Business Undeclared
 Bobak, Matthew: Advertising
 Boyer, Henry: Business Undeclared
 Bush, Clayton: Health Communication (certificate)
 Bray, Alexander: General Studies
 Bryant, Alec: Communication
 Bryant, Patrick: Recreation, Sport, & Tourism
 Bufkin, CJ: Advertising
 Capka-Jones, Alexander: Communication
 Clarke, Jaheim: Urban Studies & Planning
 Clawson, Ben: Advertising
 Coleman, Seth: Recreation, Sport, & Tourism
 Crisler, Zylon: Recreation, Sport, & Tourism
 Davis, Dylan: History
 Daxon, Denzel: Recreation, Sport, & Tourism (master's degree)
 Dixon, Collin: General Studies
 Duley, Declan: Community Health
 Edwards, TeRah: Strategic Brand Communication (master's)
 Elias, Luciano: General Studies
 Elzy, Malik: General Studies
 Engbers, Joep: General Studies
 Engel, Henry: Mechanical Engineering
 Etienne, Jean-Marc: Economics
 Farrell, Patrick: General Studies
 Feagin, Kaden: General Studies
 Fedanzo, Nick: Advertising
 Ford, Prince: Communication

Gesky, Josh: Kinesiology
 Griffin, Caleb: Strategic Brand Communication (master's)
 Griffin, Grayson: Recreation, Sport, & Tourism
 Griffin, TJ: Organizational & Community Leadership
 Guinn, Nathan: Recreation, Sport, & Tourism
 Hale, Devin: Community Health
 Hall, Aidan: Systems and Entrepreneurial Engineering (master's)
 Hansen, Lane: Kinesiology
 Harper, Nicario: Strategic Brand Communication (certificate)
 Hayden, Jolo: General Studies
 Henderson, Brandon: Recreation, Sport, & Tourism
 Hill, Demetrius: Recreation, Sport, & Tourism
 Hollins, Ashton: General Studies
 Holmes, Ezekiel: Communication
 Hood, Malachi: Political Science
 Huber, Jacob: Mechanical Engineering
 Jacas, Gabe: Community Health
 Karriem, Saboor: Financial Planning
 Kirts, Evan: Management (master's)
 Kreutz, James: General Studies
 Kreutz, Josh: Recreation, Sport, & Tourism
 Laughery, Aidan: Recreation, Sport, & Tourism
 Leary, Donovan: General Studies
 Leonard, Clayton: Kinesiology
 Leys, Will: Biochemistry
 Lorenzo, Christian: English
 Love, Reggie: Recreation, Sport, & Tourism
 Mahoney, Patrick: Journalism
 Manning, Mike: Psychology
 Mc-Cantos, Elijah: General Studies
 McClure, Tyler: Financial Planning
 McConnell, Sedarius: Recreation, Sport, & Tourism
 McCray, Josh: Communication
 McLaughlin, Alex: Financial Planning
 McMillen, TJ: Recreation, Sport, & Tourism
 Meed, Ryan: Strategic Leadership & Management (certificate)
 Michaux, Kirkland: Agribusiness, Markets, & Management
 Miller, Chase: Communication
 Miller, Shawn: Communication
 Moeller, Magnus: Philosophy

Moore, Griffin: Management (master's)
 Muragin, Mason: General Studies
 Newton, Johnny: Recreation, Sport, & Tourism
 Nicholson, Taz: Recreation, Sport, & Tourism
 Odeluga, Kenenna: Finance
 Okla, Joey: Recreation, Sport, & Tourism
 Olano, David: Recreation, Sport, & Tourism
 Paddock, John: Strategic Leadership & Management (certificate)
 Patterson, Kaleb: Community Health
 Pearl, Julian: Health Communication (certificate)
 Pinton, Fabrizio: Public Policy & Law
 Poynton, Ronan: Recreation, Sport, & Tourism
 Pugh, Eian: Recreation, Sport, & Tourism
 Randolph, Keith: Recreation, Sport, & Tourism
 Rashad, Corey: Engineering Undeclared
 Reiman, Tip: Kinesiology
 Resetich, Mac: General Studies
 Robertson, Hugh: Management
 Rooks, Tyson: General Studies
 Rosiek, Dylan: Kinesiology
 Schmitt, John: Special Education
 Schultz, Ben: Agribusiness, Markets, & Management
 Schuster, Dezmound: Recreation, Sport, & Tourism
 Scott, Miles: Kinesiology
 Scott, Xavier: General Studies
 Slaughter, Jordyn: Communication
 Smith, Calvin: ACES Undeclared
 Strain, Tyler: Recreation, Sport, & Tourism
 Swanson, Cal: Communication
 Tobe, Zach: General Studies
 True, Nick: Recreation, Sport, & Tourism
 Tsagalis, Sam: Integrative Biology
 Turner, Solomon: Organizational & Community Leadership
 Warren, Jeremiah: ACES Undeclared
 Washington, Casey: Health Communication (certificate)
 Whitenack, Hunter: General Studies
 Wilcher, Kenari: Recreation, Sport, & Tourism
 Williams, Isaiah: Strategic Brand Communication (certificate)
 Zardzin, Luke: Recreation, Sport, & Tourism



BRET BIELEMA

- HEAD COACH
- IOWA '92
- THIRD SEASON AT ILLINOIS

THE BIELEMA FILE

HOMETOWN

Prophetstown, Illinois

BIRTHDATE

January 13, 1970

FAMILY

Wife: Jen

Daughters: Briella and Brexli

EDUCATION

B.S., marketing — Iowa, 1992

PLAYING EXPERIENCE

Iowa, 1989-92

Signed free-agent contract with the Seattle Seahawks, 1993

Milwaukee Mustangs, Arena Football League, 1994

BOWL COACHING EXPERIENCE

2023 ReliaQuest Bowl

2016 Belk Bowl

2015 Liberty Bowl

2014 Texas Bowl

2012 Rose Bowl

2011 Rose Bowl

2009 Champs Sports Bowl

2008 Champs Sports Bowl

2008 Outback Bowl

2007 Capital One Bowl

2006 Capital One Bowl

2005 Outback Bowl

2004 Fiesta Bowl

2002 Holiday Bowl

2001 Alamo Bowl

1997 Sun Bowl

1996 Alamo Bowl

1995 Sun Bowl

YEAR-BY-YEAR

2021-	Illinois	Head Coach (18-17)
2020	New York Giants	Outside Linebackers, Senior Assistant Coach
2019	New England Patriots	Defensive Line
2018	New England Patriots	Consultant to the Head Coach
2013-17	Arkansas	Head Coach (29-34)
2006-12	Wisconsin	Head Coach (68-24)
2004-05	Wisconsin	Defensive Coordinator
2002-03	Kansas State	Co-Defensive Coordinator
1996-2001	Iowa	Linebackers
1994-95	Iowa	Graduate Assistant

Bret Bielema was named as the 26th Fighting Illini Head Football Coach in the history of the program in December 2020. A native of Prophetstown, Illinois, Bielema has 25 years of collegiate coaching experience and compiled a 15-year record of 115-75 (through Game 10) as head coach at Wisconsin, Arkansas, and Illinois.

From 2006-12 Bielema was the head coach at Wisconsin, where he led the Badgers to three Big Ten championships (2010-12), six consecutive bowl games and a 68-24 record (.739). Bielema then spent five seasons as head coach at Arkansas from 2013-17. After inheriting a depleted roster and enduring a difficult first season, he led the Razorbacks to three consecutive bowl games, including victories against Texas in 2014 and Kansas State in 2015.

Bielema, who signed a six-year agreement in 2022 that will keep him at Illinois through 2028, guided the Fighting Illini to an 8-5 record in 2022 and led Illinois back to a bowl game in just his second season in Champaign. In 14 years as a Power 5 head coach, Bielema has led 11 of his teams - including last year's Illinois squad - to bowls.

Bielema's coaching pedigree and list of football mentors matches that of any coach in the nation. He played for and coached under Hall-of-Famer Hayden Fry at Iowa, spent two years as Co-Defensive Coordinator at Kansas State under Hall-of-Famer

Bill Snyder, served as defensive coordinator at Wisconsin under Hall-of-Famer Barry Alvarez before taking over as head coach when Alvarez retired, and helped six-time Super Bowl champion head coach Bill Belichick to the Super Bowl LIII title with New England.

Bielema was a defensive lineman at Iowa from 1989-92, when he was a four-time letterman under Fry. After joining the team as a walk-on, Bielema earned a scholarship after his first year, started as a junior and was named a team captain for his senior season. Bielema graduated from Iowa in 1992 with a bachelor's degree in marketing.

Following his graduation, Bielema signed a free-agent contract with the Seattle Seahawks and ended his playing career in 1994 as a member of the Milwaukee Mustangs of the Arena Football League.

He and his wife, Jen, have two daughters, Briella Nicole and Brexli Nichole.

HEAD COACHING RECORD

YEAR	TEAM	W-L	POSTSEASON
2006	Wisconsin	12-1 (.923)	Capital One Bowl
2007	Wisconsin	9-4 (.692)	Outback Bowl
2008	Wisconsin	7-6 (.538)	Champs Sports Bowl
2009	Wisconsin	10-3 (.769)	Champs Sports Bowl
2010	Wisconsin	11-2 (.846)	Rose Bowl
2011	Wisconsin	11-3 (.786)	Rose Bowl
2012	Wisconsin	8-5 (.615)	(Did not coach Rose Bowl)
2013	Arkansas	3-9 (.250)	
2014	Arkansas	7-6 (.538)	Texas Bowl
2015	Arkansas	8-5 (.615)	Liberty Bowl
2016	Arkansas	7-6 (.538)	Belk Bowl
2017	Arkansas	4-8 (.333)	
2021	Illinois	5-7 (.417)	
2022	Illinois	8-5 (.636)	ReliaQuest Bowl
2023	Illinois	5-5 (.500)	
TOTAL: 15TH YEAR // OVERALL: 115-75 // BIG TEN: 49-32			



SERIES vs. IOWA

Series: Illinois leads, 39-37-2

Last: W, 9-6 (10/8/22 at Illinois)

Streak: W1

at Iowa City: Illinois trails, 18-20-2

Bielema vs. Iowa: 4-3



LAST MEETING

IOWA6
ILLINOIS9
OCTOBER 8, 2022	
MEMORIAL STADIUM // CHAMPAIGN, ILL. // 44,910	

SCORING BY QUARTER

Team	1	2	3	4	F
Iowa	3	3	0	0	6
Illinois	3	3	0	3	9

SCORING SUMMARY

First Quarter

ILL: Pinton 27 yd FG 9:03 (17-66 5:57)
IOWA: Stevens 32 yd FG 3:51 (10-59 5:07)

Second Quarter

ILL: Pinton 37 yd FG 8:00 (9-37 4:05)
IOWA: Stevens 27 yd FG 2:48 (4-(-4) 1:28)

Third Quarter

--

Fourth Quarter

ILL: Pinton 36 yd FG 2:49 (9-26 4:30)†

TEAM STATISTICS

Category	ILL	IOWA
First Downs	13	18
Rushes-Yards	30-52	45-200
Passing Yards	170	116
Comp-Att-Int	18-36-1	19-30-1
Total Yards	222	316
Punts-Avg	8-40.9	6-41.5
Kickoff Returns-Yds	3-49	0
Penalties-Yards	8-67	7-60
Fumbles-Lost	1-0	3-2
Sacks-Yards	0	5-38
Third-down Conv.	5-17	4-16
Time of Possession	28:55	31:05

INDIVIDUAL LEADERS

RUSHING (Carries-Yards-TD): ILL - C. Brown 31-146-0

IOWA - Williams 7-23-0

PASSING (Comp-Att-Yds-TD-INT): ILL - Sitkowski 13-19-74-0-1

IOWA - Petras 18-36-170-0-1

RECEIVING (Rec-Yards-TD): ILL - Hightower 5-68-0, C. Brown 4-17-0

IOWA - Laporta 9-100-0, Ragani 7-46-0

TACKLE LEADERS (Tackles, TFL-Yds): ILL - Newton 7, 2.5-6, Barnes 5, 1.5-10

IOWA - Campbell 13, 0-0, Sculte 9, 0-0

GAME NOTES

- Illinois snapped an eight-game losing streak against Iowa, the Hawkeyes' longest winning streak in the all-time series. The Illini beat Iowa and Wisconsin in the same season for the first time since 1989.
- Illinois won three-straight games against Big Ten West opponents for the first time since the Big Ten switched to East/West divisions in 2014.
- RB Chase Brown rushed for 146 yards, adding to his national leading total of 879. Brown rushed for 100 yards in seven-straight games, extending his program record.
- DB Matthew Bailey recorded his second interception of the season in the fourth quarter.
- K Fabrizio Pinton went 3-for-3 in field goal attempts in the game and earned Big Ten Special Teams and Freshman of the Week honors.

The Illinois-Iowa Series

- Saturday will be the 79th meeting between the Illini and Hawkeyes in a series that dates back to 1899.
- Illinois and Iowa did not play a game from 1953-1966 because of a fight following the 1952 game.
- Illinois leads the all-time series 39-37-2, but trails 18-20-2 in Iowa City.
- Last season, Illinois took down Iowa, 9-6, at Memorial Stadium, the program's first win over the Hawkeyes since 2008. Illini kicker Fabrizio Pinton went 3/3 on field-goal attempts, with his 36-yard field goal with 2:49 left the difference-maker. Illinois outgained Iowa by nearly 90 yards -- 121 to 32 -- in the fourth quarter, holding the Hawkeyes to zero third-down conversions and forcing one turnover in the final frame to seal the win. Chase Brown extended his 100-yard rushing streak to seven games, recording 146 yards on 31 carries. The Illini offense notched 316 total yards of offense -- 200 on the ground and 116 through the air -- in the win
- In Illinois' last trip to Iowa City in 2021, Illinois led 10-0 before falling 33-23. Illinois head coach Bret Bielema could not make the return trip to his alma mater due to being isolated in COVID protocols.
- Al Brosky started one of the most impressive streaks in college football history when he intercepted a pass Nov. 11, 1950 against Iowa. That was the first of Brosky's NCAA record 15 consecutive games with an interception.
- Shawn Wax tied a program record with three touchdown receptions vs. Iowa 11/3/1990.
- Dike Eddleman set an Illinois record with an 88-yard punt vs. Iowa 11/6/1948.

Illinois Superlatives vs. Iowa

- Illinois' most rushing yards vs. Iowa: 178 Jack Pierce 11/10/1945, 174 John Karras 10/8/1949
- Illinois' most receiving yards vs. Iowa: 190 Rex Smith 11/8/1952, 148 Geronimo Allison 10/10/2015
- Illinois' most passing yards vs. Iowa: 358 Jason Verduzco 11/3/1990, 317 Wes Lunt 10/10/2015
- Illinois' longest rush vs. Iowa: 65 Buddy Young 10/14/1944, 63 John Karras 10/8/1949, 62 Chubby Phillips 10/27/1973, 61 Dick Raklovits 11/11/1950
- Illinois' longest pass vs. Iowa: 67 O'Connell to Smith 11/8/1952

Illinois-Iowa Connections

- Illinois head coach Bret Bielema played football at Iowa as a defensive lineman from 1989-92.
- Bielema served as a graduate assistant at Iowa from 1994-95 before spending five years as linebackers coach (1996-2001) for the Hawkeyes, the final three under Iowa head coach Kirk Ferentz.
- Iowa offensive line coach George Barnett was a graduate assistant at Illinois during the 2004 season.
- Illinois head football athletic trainer Jeremy Busch graduated from Iowa and worked as an undergraduate athletic trainer for the Hawkeyes.

OFFENSIVE ASSISTANTS



BARRY LUNNEY JR. **OFFENSIVE COORDINATOR/QUARTERBACKS**

GAME DAY LOCATION: FIELD

Barry Lunney Jr. is in his second season as Illinois' offensive coordinator. Lunney and Illinois head coach Bret Bielema were reunited after Lunney spent five years as the tight ends coach at Arkansas under Bielema from 2013-17. Lunney's position group - the quarterbacks - was the most improved position for the Illini year-over-year, as the Illini ranked third in the nation in completion percentage (69.6%), a rise of 122 spots in the national rankings. Starting quarterback Tommy DeVito ranked third in the nation individually in completion percentage, and his 141.22 pass efficiency rating ranked second in Illinois history and sixth in the Big Ten. DeVito, a former starter at Syracuse, posted career highs in completions (257), passing yards (2,650), completion percentage (69.6%), passing efficiency (141.22), and rushing touchdowns (6) under Lunney's offense. Lunney came to Champaign from UTSA, where he served as associate head coach/offensive coordinator/quarterbacks coach in 2020 and 2021. Lunney helped bring UTSA to new heights during his time in San Antonio, reaching No. 15 in the national rankings in 2021. UTSA opened the 2021 season with 11 straight wins, won its first Conference USA championship with a 49-41 win over Western Kentucky in the C-USA title game, and appeared in the Frisco Bowl. Lunney and his wife, Janelle, have two sons, Luke and Levi.



ROBBY DISCHER **SPECIAL TEAMS COORDINATOR/TIGHT ENDS**

GAME DAY LOCATION: FIELD

Robby Discher is in his first season as Illinois' special teams coordinator/tight ends coach in 2023. Discher came to Illinois from Tulane, where he helped the Green Wave to AAC and Cotton Bowl championships as special teams coordinator last season. Discher spent one season at Tulane, one of the best in program history, as Green Wave finished 12-2 and ranked No. 9 in the final AP Poll. Tulane's special teams ranked in the top 30 in six major categories, including punt return defense (3rd, 1.1), blocked kicks (19th, 3), yards per kick return (20th, 22.9), kickoff touchbacks (23rd, 47), yards per punt return (28th, 9.9), and kick return defense (29th, 17.6). Discher had individuals rank in the top 10 in the nation in both kickoff and punt returns, as Lawrence Keys III averaged 27.1 yards per kickoff return to rank eighth in the nation and Jha'Quan Jackson averaged 10.1 yards per punt return to rank 10th in the nation. Tulane's return units combined to outgain their opponents by 478 yards in 2022, with the kick units going +260 yards (754-494) and the punt units posting a margin of +218 yards (227-9) on the season. Discher arrived at Tulane following a season as the special teams quality control coach for the 14-1 National Champion Georgia Bulldogs in 2021. Discher and the former Erin Wilson were married in July 2017. He has two stepchildren, Connor and Sydney. The couple has a baby girl, Quinn, who was born in February 2018.



GEORGE McDONALD **ASSISTANT HEAD COACH/WIDE RECEIVERS**

GAME DAY LOCATION: FIELD

George McDonald is in his third season as assistant head coach/wide receivers coach at the University of Illinois in 2023. McDonald returned to his alma mater following six seasons at North Carolina State and with experience in three Power-5 conferences and the NFL. In 2022, McDonald's wide receivers group was led by All-Big Ten wide receiver Isaiah Williams, who ranked in the top 10 in the Big Ten in receptions per game (2nd, 6.3), receiving yards (7th, 715), receiving touchdowns (10th, 5), and receiving yards per game (10th, 55). Williams was second in the nation in yards after catch (683), according to PFF, and ranked 15th in the nation in receiving yards (6.3). Illinois was the only team in the Big Ten that featured four wide receivers with 30+ receptions. McDonald was a four-year letterwinner at receiver for the Fighting Illini and completed his Illinois football career with 57 receptions for 589 yards and four touchdowns. He led the Big Ten in kickoff return yardage in 1996 (736) while returning 57 kickoffs for 1,276 yards (22.4 avg.) during his career. McDonald also ran track his freshman and senior years. He and his wife, the former Heather Anderson, have two sons, Roman and Maverick.



BART MILLER **OFFENSIVE LINE**

GAME DAY LOCATION: FIELD

Bart Miller is in his third season as offensive line coach at the University of Illinois in 2023. Miller joined Bret Bielema's coaching staff for the second time and came to Champaign-Urbana after two successful seasons as offensive line coach and offensive run-game coordinator at Wyoming. Miller's offensive line group was one of the most dominant for the Illini in 2022, as Illinois' offensive line was named a Joe Moore Award semifinalist for the first time in program history. All five starters on the offensive line earned All-Big Ten honors and RT Alex Palczewski was the first tackle in Illinois history to earn a first-team All-American selection. The offensive line also paved the way for running back Chase Brown, who ranked fourth in the nation in rushing and was Illinois' first ever Doak Walker Award finalist. As a player at the University of New Mexico from 2003-07 under head coach Rocky Long, Miller was a starter and two-year letterman on the offensive line. He played football and graduated from Elk Grove High School in the Chicago area prior to completing his bachelor's degree in organizational communication from New Mexico in 2007. Originally from Omaha, Nebraska, Miller and his wife, Amy, have two sons, Barrett and Gunner.



THAD WARD **RUNNING BACKS**

GAME DAY LOCATION: FIELD

Thad Ward is in his fourth season and second stint as running backs coach at Illinois in 2023. Ward brought over 20 years of college football coaching experience back to Champaign, including three years as running backs coach at Illinois from 2016-18, when he was rehired in January 2023. Ward rejoins the Fighting Illini from Kansas State, where he was the wide receivers coach in 2022 for K-State's Big XII championship team. Kansas State went 10-4, including a 31-28 win over eventual national runner-up TCU in the Big XII title game, and earned a spot in the New Year's Six (Sugar Bowl) before finishing the season ranked No. 14 in the final AP Top 25. Ward's wideouts were the top three receivers for the Wildcats, combining for 139 receptions for 1,768 and 11 receiving touchdowns, and two were signed to NFL clubs following the season - Malik Knowles (Minnesota) and Kade Warner (Tampa Bay). Ward has deep roots in the state of Illinois with over a decade of coaching experience in the state. He first spent time in the state of Illinois for six seasons at Western Illinois (2005-10), then for three seasons at both Northern Illinois (2013-15) and Illinois (2016-18). He and his wife, Jocelyn, have two daughters, Jayda and Journee, and one son, Thaddaeus, Jr.

GRADUATE ASSISTANTS / ANALYSTS

Vincent Jefferies Jr. - Graduate Assistant Coach, Offense
Tyler King - Graduate Assistant Coach, Offense
Artur Sitkowski - Student Assistant Coach
Ben Miller - Head Coach Analyst
Adam Klefner - Offensive Analyst
Danny Cameron - Offensive Quality Control
Max Rosenthal - Offensive/Special Teams Quality Control

DEFENSIVE ASSISTANTS



AARON HENRY DEFENSIVE COORDINATOR

GAME DAY LOCATION: FIELD

Aaron Henry was promoted to Illinois' defensive coordinator in December 2022 after spending two seasons as the Illini's defensive backs coach. Henry led one of the nation's best defensive backs units in his first two seasons in Champaign and was the 2022 FootballScoop Defensive Backs Coach of the Year. He was the youngest coordinator in the Big Ten when he took over for Illinois at the 2023 ReliaQuest Bowl. Henry's unit was the best in the nation against the pass in 2022, as Illinois led the nation in scoring defense (12.8), interceptions (24), takeaways (32), and passing efficiency defense (92.64). The Illini's pass efficiency defense of 92.64 was more than 10 points better than the next-best defense (Penn State, 103.24), nearly 40 points better than the median pass defense, and trailed only 2013 Michigan State (92.28) for the best in the last decade. Illinois also ranked second in the nation in fewest passing touchdowns allowed (9), second in fewest yards per passing attempt (5.4), eighth in fewest passing yards allowed per game (173.8), as well as seventh in fewest first downs allowed (199), ninth in third down defense (30.1%), and 10th in rushing defense (99.8). Henry and his wife, Camille, married in January 2022 and welcomed twins, Harlow Madison and Dakota Savoy, in 2023.



TERRANCE JAMISON CO-DEFENSIVE COORDINATOR/DEFENSIVE LINE

GAME DAY LOCATION: FIELD

Terrance Jamison was promoted to co-defensive coordinator/defensive line coach in 2023 following two seasons as defensive line coach for the Fighting Illini. Jamison led one of the best defensive line units in the nation in 2022, helping Illinois to its best season in 15 years. Illinois led the nation in scoring defense (12.8), takeaways (32), and passing efficiency defense (92.6) with the defensive line playing a major role in the unit's success. Illinois also ranked in the top 10 in the nation in total defense (3rd, 273.5), rushing defense (10th, 99.8), fewest first downs allowed (7th, 199), and third down defense (9th, 30.1%). In Jamison's defensive line room, All-American DT Jer'Zhan Newton tied for the national lead in QB hits (19), ranked seventh in the nation in pressures (59), and together with All-Big Ten DT Keith Randolph the duo led the nation in quarterback pressures among defensive line partners with 81. Newton tied for the nation lead in TFLs among interior defensive linemen with 14.0, while Randolph ranked third in the country among interior d-line players with 13.0 TFLs. A native of Harvey, Illinois, who graduated from Thornton Township High School. He and his wife, Ashley, have two daughters, Ava and Mackenzie, and one son, Jayce.



ANDY BUH LINEBACKERS

GAME DAY LOCATION: BOOTH

Andy Buh enters his third season at Illinois in 2023. Buh enters 2023 with 25 years of collegiate coaching experience, including four different stops as defensive coordinator in three Power-5 conferences. Last year, Buh's linebacker group was led by All-Big Ten honorable mention performers Isaac Darkangelo and Tarique Barnes. Darkangelo led the Illini in tackles with 71, and Illinois' rotation of three main linebackers combined for 139 tackles and 17.5 tackles for loss. Bielema and Buh spent the 2012 season together at Wisconsin, helping the Badgers win the Big Ten Championship. Buh also spent time in the Big Ten as defensive coordinator and linebackers coach at Rutgers in 2019 and three years as defensive coordinator at Maryland from 2016-18. He also served as a coordinator earlier in his career at California, Nevada, and Stanford. Buh had a successful three-year run at Maryland, guiding a Terrapins defense that collected 37 sacks in 2016. Buh's defense allowed just one 300-yard passer in his first season at Maryland and allowed just 212.3 passing yards per game on the season. The following year, Buh's defense collected 10 interceptions and saw four players earn All-Big Ten honors. A native of Escondido, California, Buh and his wife, Kelly, have two sons, Luke and Logan. He earned his bachelor's degree in physical education at Nevada in 1995.



CHARLIE BULLEN PASS RUSH COORDINATOR/OUTSIDE LINEBACKERS

GAME DAY LOCATION: FIELD

Charlie Bullen is in his first season as the Illinois football program's outside linebackers coach/pass rush coordinator after being hired by head coach Bret Bielema in January 2023. Bullen joined the Fighting Illini with 11 years of NFL coaching experience, including the last four years with the Arizona Cardinals. Bullen spent the last three seasons as the Cardinal's outside linebackers coach after originally joining the Cardinals staff as assistant linebackers coach for the 2019 season. He also has seven years of NFL experience with the Miami Dolphins from 2012-18 working with the linebackers and defensive line. With the help of Bullen's outside linebacker group, the Cardinals ranked fifth in the NFL with 89 total sacks during the two-year span from 2020-21. Of those, 50 came via the outside linebackers position. During that span, three Cardinals outside linebackers posted 10+ sacks: Markus Golden, Chandler Jones, and Haason Reddick. Bullen is a native of Palatine, Illinois, and a graduate of Fremd High School. Bullen and his wife, Megan, have three daughters, Elle, Berkley and Nellie, and are expecting their fourth child and first son.



ANTONIO FENELUS DEFENSIVE BACKS

GAME DAY LOCATION: FIELD

Antonio Fenelus was named Illinois' new defensive backs coach on Dec. 30, 2022. A former All-Big Ten first-team selection at Wisconsin, Fenelus has spent the 2021 and 2022 seasons as a defensive analyst at LSU. Fenelus is with Bielema, his college head coach, and defensive coordinator Aaron Henry, his college teammate. A four-year letterwinner at Wisconsin, Fenelus helped Wisconsin to Big Ten titles in 2010 and 2011, including a win in the inaugural Big Ten Football Championship Game in 2011. He was a two-time All-Big Ten first-team selection, earning the honor after 56 tackles, four interceptions, and seven pass breakups as a junior, then again as a senior when he had 51 tackles, 3.0 TFLs, four interceptions, and nine pass breakups. In his career, Fenelus recorded 155 tackles, 22 passes defended, nine interceptions, and three forced fumbles in 52 games (32 starts). As a senior, he earned UW's Jimmy Demetral Team MVP award for defense. Following his collegiate career, Fenelus signed as an undrafted free agent with the Indianapolis Colts before stints with the Saskatchewan Roughriders of the Canadian Football League and the Arizona Rattlers of the Arena Football League. Fenelus and his wife, Jordan, have four children, Alani, Arrow, Ace, and A.J.

GRADUATE ASSISTANTS / ANALYSTS

Grant Morgan - Graduate Assistant Coach, Defense
 Alex Panos - Graduate Assistant Coach, Defense
 Jim Leonhard - Senior Football Analyst
 Kevin Laeone Richardson II - Defensive Analyst
 Chris Hurd - Special Teams Analyst
 Ryan Simerson - Defensive Quality Control

INDIVIDUAL STATISTICS

Rushing

Player	gp	att	gain	loss	net	avg	td	lg	avg/g
Kaden Feagin	9	95	441	3	438	4.6	2	25	48.7
Reggie Love III	6	75	422	25	397	5.3	3	61	66.2
Luke Altmyer	9	94	464	182	282	3.0	3	72	31.3
Josh McCray	5	43	162	6	156	3.6	2	14	31.2
Aidan Laughery	8	13	61	2	59	4.5	1	19	7.4
Isaiah Williams	10	10	32	1	31	3.1	0	5	3.1
Griffin Moore	10	1	0	1	-1	-1.0	0	0	-0.1
John Paddock	5	6	3	15	-12	-2.0	0	2	-2.4
Team	10	4	0	5	-5	-1.3	0	0	-0.5
Total	10	341	1585	240	1345	3.9	11	72	134.5
Opponents	10	386	1776	233	1543	4.0	15	43	154.3

Passing

Player	gp	effic	comp-att-int	pct	yds	td	lg	avg/g
Luke Altmyer	9	131.9	175-270-10	64.8	1883	13	54	209.2
John Paddock	5	190.4	39-62-1	62.9	729	6	67	145.8
Team	10	0.0	0-1-0	0.0	0	0	0	0.0
Total	10	142.4	214-333-11	64.3	2612	19	67	261.2
Opponents	10	132.2	198-338-5	58.6	2336	19	48	233.6

Receiving

Player	gp	no.	yds	avg	td	lg	avg/g
Isaiah Williams	10	68	893	13.1	5	67	89.3
Pat Bryant	10	36	515	14.3	6	46	51.5
Casey Washington	10	32	394	12.3	1	33	39.4
Tip Reiman	10	15	171	11.4	3	42	17.1
Griffin Moore	10	11	148	13.5	1	46	14.8
Kaden Feagin	9	9	116	12.9	1	54	12.9
Ashton Hollins	10	8	106	13.3	0	30	10.6
Hank Beatty	10	8	65	8.1	0	26	6.5
Reggie Love III	6	6	36	6.0	0	11	6.0
Josh McCray	5	6	30	5.0	0	10	6.0
Malik Elzy	7	5	52	10.4	1	19	7.4
Kenari Wilcher	8	4	41	10.3	0	31	5.1
Henry Boyer	10	3	20	6.7	0	9	2.0
Aidan Laughery	8	2	24	12.0	0	12	3.0
Tanner Arkin	10	1	1	1.0	1	1	0.1
Total	10	214	2612	12.2	19	67	261.2
Opponents	10	198	2336	11.8	19	48	233.6

Punt Returns

Player	no.	yds	avg	td	lg
Isaiah Williams	9	128	14.2	0	31
Hank Beatty	1	6	6.0	0	6
Total	10	134	13.4	0	31
Opponents	12	82	6.8	0	20

Interceptions

Player	no.	yds	avg	td	lg
Xavier Scott	2	0	0.0	0	0
Miles Scott	1	48	48.0	1	48
Nicario Harper	1	0	0.0	0	0
Mac Resetich	1	0	0.0	0	0
Total	5	48	9.6	1	48
Opponents	11	93	8.5	0	39

Kick Returns

Player	no.	yds	avg	td	lg
Aidan Laughery	7	133	19.0	0	30
Kenari Wilcher	6	140	23.3	0	43
Pat Bryant	2	39	19.5	0	24
Reggie Love III	1	7	7.0	0	7
Tip Reiman	1	14	14.0	0	14
Total	17	333	19.6	0	43
Opponents	21	415	19.8	0	38

Fumble Returns

Player	no.	yds	avg	td	lg
Clayton Bush	1	6	6.0	0	6
Kenenna Odeluga	2	0	0.0	0	0
Tahveon Nicholson	1	0	0.0	0	0
Jer'Zhan Newton	1	0	0.0	0	0
Miles Scott	1	0	0.0	0	0
C.J. Bufkin	1	0	0.0	0	0
James Kreutz	1	0	0.0	0	0
Total	8	6	0.8	0	6
Opponents	8	13	1.6	1	10

DEFENSIVE STATISTICS

##	Player	gp	Tackles				Sacks	Pass defense			Fumbles		blkd	
			ua	a	tot	tfl/yds	no-yds	int-yds	brup	qbh	fr-yds	ff	kick	saf
28	Dylan Rosiek	10	38	24	62	5.5-18	1-8	.	2	2	.	3	.	.
10	Miles Scott	10	45	12	57	.	.	1-48	3	.	1-0	.	.	.
14	Xavier Scott	10	45	8	53	.	.	2-0	10	.	.	1	.	.
0	Nicario Harper	10	29	18	47	2-2	.	1-0	2
49	Seth Coleman	10	30	13	43	6-38	4-31	.	3	1
4	Jer'Zhan Newton	10	21	21	42	6.5-44	5.5-43	.	2	8	1-0	1	3	.
88	Keith Randolph Jr.	8	18	23	41	4-17	1.5-12	.	.	4
3	Tahveon Nicholson	10	24	9	33	2-10	.	.	6	.	1-0	2	.	.
21	Clayton Bush	10	14	18	32	2.5-5	.	.	1	.	1-6	.	.	.
39	Kenenna Odeluga	10	21	11	32	3-8	.	.	1	.	2-0	2	.	.
20	Tyler Strain	10	24	7	31	0.5-1	.	.	3
90	Alec Bryant	10	9	16	25	3.5-8	0.5-2	.	.	2
17	Gabe Jacas	10	18	7	25	3-11	2-10	.	1	4
6	Denzel Daxon	10	6	14	20	0.5-1	.	.	.	1
8	Tarique Barnes	8	9	9	18	2-17	1-16	.	.	2
48	Bryce Barnes	10	10	8	18	2-6
5	Zachary Tobe	8	10	6	16	.	.	.	5
41	James Kreutz	10	8	7	15	1-12	1-12	.	.	.	1-0	.	.	.
34	Ryan Meed	10	6	4	10	1-1	1	1	.
33	Ezekiel Holmes	7	6	2	8	2-4	.	.	.	1
23	TeRah Edwards	10	4	4	8	0.5-4	0.5-4
55	Sed McConnell	10	3	3	6	.	.	.	1	3
7	Matthew Bailey	1	3	2	5	0.5-0
12	Elijah Mc-Cantos	7	2	2	4
47	Mac Resetich	10	2	2	4	.	.	1-0
32	C.J. Bufkin	9	2	1	3	1-0	.	.	.
81	Griffin Moore	10	1	1	2
42	Luke Zardzin	10	1	1	2
11	Alex Bray	7	1	1	2
25	Jaheim Clarke	10	1	1	2
2	Saboor Karriem	7	1	1	2	.	.	.	3
36	Ben Schultz	10	.	1	1
54	Julian Pearl	10	.	1	1
24	Nick Fedanzo	4	1	.	1
14	Casey Washington	10	1	.	1
23	Reggie Love III	6	1	.	1
83	Keion Battle	10	1	.	1
85	Tanner Arkin	10	1	.	1
36	Lane Hansen	10	.	1	1
68	Zachary Barlev	10	.	1	1
21	Aidan Laughery	8	1	.	1
80	Hank Beatty	10	1	.	1
Totals		10	419	260	679	48-207	17-138	5-48	43	28	8-6	10	5	0
Opponents		10	380	274	654	68-245	37-183	11-93	40	23	8-13	9	1	0

TEAM STATISTICS

	ILLINI	OPP
Scoring	238	293
Points per game	23.8	29.3
Points Off Turnovers	49	52
First Downs	207	229
Rushing	69	90
Passing	122	110
Penalty	16	29
Rushing Yardage	1345	1543
Yards gained rushing	1585	1776
Yards lost rushing	240	233
Rushing attempts	341	386
Average per rush	3.9	4.0
Average per game	134.5	154.3
TDs Rushing	11	15
Passing Yardage	2612	2336
Comp-Att-Int	214-333-11	198-338-5
Average per pass	7.8	6.9
Average per catch	12.2	11.8
Average per game	261.2	233.6
TDs Passing	19	19
Total offense	3957	3879
Total plays	674	724
Average per play	5.9	5.4
Average per game	395.7	387.9
Kick returns: #-Yards	17-333	21-415
Punt returns: #-Yards	10-134	12-82
Int returns: #-Yards	5-48	11-93
Kick return average	19.6	19.8
Punt return average	13.4	6.8
Int return average	9.6	8.5
Fumbles-Lost	13-8	16-8
Penalties-Yards	72-686	57-473
Average per game	68.6	47.3
Punts-Yards	46-1922	43-1767
Average per punt	41.8	41.1
Net punt average	39.0	36.6
Kickoffs-Yards	46-2833	58-3592
Average per kick	61.6	61.9
Net kick average	40.2	40.0
Time of possession / game	28:28	31:31
3rd-down conversion	48/133	67/148
3rd-down pct	36%	45%
4rd-down conversion	12/21	8/15
4rd-down pct	57%	53%
Sacks by-Yards	17-138	37-183
Misc Yards	0	0
Touchdowns scored	31	35
Field goals - attempts	9-13	17-21
On-Side kicks	0-1	1-2
Red-zone scores	(27-30) 90%	(39-46) 85%
Red-zone touchdowns	(21-30) 70%	(28-46) 61%
PAT-attempts	(21-23) 91%	(28-30) 93%
2-point conversion-attempts	(2-7) 29%	(2-5) 40%
Attendance	305575	183085
Games / Avg per game	6/50929	4/45771
Neutral site games	-	0/0

Score by Periods

Team	1st	2nd	3rd	4th	OT	TOT
Illinois	47	76	61	48	6	238
Opponents	63	101	54	72	3	293

RED ZONE STATISTICS

Illinois Inside Opponent Red-Zone

Date	Opponent	Score	Times	Times	Total		Rush	Pass	FGs	Failed to score inside RZ					
			In RZ	Scored	Pts	TDs	TDs	TDs	Made	FGA	Down	Int	Fumb	Half	Game
09/02/2023	Toledo	W 30-28	4	4	23	3	1	2	1	1	0	0	0	0	0
09/08/2023	at Kansas	L 23-34	2	2	15	2	1	1	0	0	0	0	0	0	0
09/16/2023	Penn St.	L 13-30	2	2	13	2	1	1	0	0	0	0	0	0	0
09/23/2023	Fla. Atlantic	W 23-17	4	3	16	2	2	0	1	1	0	0	0	0	1
09/30/2023	at Purdue	L 19-44	3	3	16	2	1	1	1	1	0	0	0	0	0
10/06/2023	Nebraska	L 7-20	2	0	0	0	0	0	0	0	2	0	0	0	0
10/14/2023	at Maryland	W 27-24	2	2	14	2	1	1	0	0	0	0	0	0	0
10/21/2023	Wisconsin	L 21-25	3	3	21	3	1	2	0	0	0	0	0	0	0
11/04/2023	at Minnesota	W 27-26	2	2	14	2	0	2	0	0	0	0	0	0	0
11/11/2023	Indiana	W 48-45	6	6	29	3	1	2	3	3	0	0	0	0	0
Totals 27 of 30 (90.0%)			30	27	161	21	9	12	6	6	2	0	0	0	1

Opponents Inside Illinois Red-Zone

Date	Opponent	Score	Times	Times	Total		Rush	Pass	FGs	Failed to score inside RZ					
			In RZ	Scored	Pts	TDs	TDs	TDs	Made	FGA	Down	Int	Fumb	Half	Game
09/02/2023	Toledo	W 30-28	5	5	25	3	1	2	2	2	0	0	0	0	0
09/08/2023	Kansas	L 23-34	5	5	31	4	2	2	1	1	0	0	0	0	0
09/16/2023	Penn St.	L 13-30	5	5	27	3	2	1	2	2	0	0	0	0	0
09/23/2023	Fla. Atlantic	W 23-17	6	3	17	2	0	2	1	2	1	1	0	0	0
09/30/2023	Purdue	L 19-44	5	5	31	4	3	1	1	1	0	0	0	0	0
10/06/2023	Nebraska	L 7-20	6	3	13	1	1	0	2	3	0	0	2	0	0
10/14/2023	Maryland	W 27-24	2	2	14	2	1	1	0	0	0	0	0	0	0
10/21/2023	Wisconsin	L 21-25	4	3	22	3	1	2	0	0	1	0	0	0	0
11/04/2023	Minnesota	W 27-26	3	3	13	1	0	1	2	2	0	0	0	0	0
11/11/2023	Indiana	W 48-45	5	5	34	5	3	2	0	0	0	0	0	0	0
Totals 39 of 46 (84.8%)			46	39	227	28	14	14	11	13	2	1	2	0	0

BALL CONTROL STATISTICS

3rd-Down Conversions

Date	Opponent		Score	Overall	1st Qtr	2nd Qtr	3rd Qtr	4th Qtr	Overtime
09/02/2023	Toledo	W	30-28	2-8 25.0	0-1 0.0	0-2 0.0	1-1 100.0	1-4 25.0	1-1 100.0
09/08/2023	at Kansas	L	23-34	4-10 40.0	1-3 33.3	0-2 0.0	2-3 66.7	1-2 50.0	0-0 0.0
09/16/2023	Penn St.	L	13-30	5-15 33.3	2-3 66.7	1-3 33.3	0-3 0.0	2-6 33.3	0-0 0.0
09/23/2023	Fla. Atlantic	W	23-17	6-12 50.0	2-4 50.0	1-3 33.3	2-3 66.7	1-2 50.0	0-0 0.0
09/30/2023	at Purdue	L	19-44	2-14 14.3	0-4 0.0	0-2 0.0	0-3 0.0	2-5 40.0	0-0 0.0
10/06/2023	Nebraska	L	7-20	4-15 26.7	2-4 50.0	2-4 50.0	0-3 0.0	0-4 0.0	0-0 0.0
10/14/2023	at Maryland	W	27-24	6-16 37.5	2-3 66.7	1-5 20.0	3-4 75.0	0-4 0.0	0-0 0.0
10/21/2023	Wisconsin	L	21-25	7-16 43.8	1-3 33.3	1-4 25.0	4-5 80.0	1-4 25.0	0-0 0.0
11/04/2023	at Minnesota	W	27-26	9-17 52.9	4-4 100.0	2-4 50.0	1-4 25.0	2-5 40.0	0-0 0.0
11/11/2023	Indiana	Wot1	48-45	3-10 30.0	0-2 0.0	0-1 0.0	0-2 0.0	2-4 50.0	0-0 0.0
Illinois				48-133 36.1	14-31 45.2	8-30 26.7	13-31 41.9	12-40 30.0	1-1 100.0
Opponents				67-148 45.3	17-35 48.6	19-40 47.5	12-35 34.3	19-37 51.4	0-1 0.0

4th-Down Conversions

Date	Opponent		Score	Overall	1st Qtr	2nd Qtr	3rd Qtr	4th Qtr	Overtime
09/02/2023	Toledo	W	30-28	2-3 66.7	0-0 0.0	0-1 0.0	0-0 0.0	2-2 100.0	0-0 0.0
09/08/2023	at Kansas	L	23-34	1-2 50.0	0-0 0.0	0-0 0.0	0-1 0.0	1-1 100.0	0-0 0.0
09/16/2023	Penn St.	L	13-30	2-2 100.0	0-0 0.0	0-0 0.0	0-0 0.0	2-2 100.0	0-0 0.0
09/23/2023	Fla. Atlantic	W	23-17	0-1 0.0	0-1 0.0	0-0 0.0	0-0 0.0	0-0 0.0	0-0 0.0
09/30/2023	at Purdue	L	19-44	2-3 66.7	1-1 100.0	0-0 0.0	0-1 0.0	1-1 100.0	0-0 0.0
10/06/2023	Nebraska	L	7-20	1-4 25.0	0-1 0.0	0-0 0.0	0-1 0.0	1-2 50.0	0-0 0.0
10/14/2023	at Maryland	W	27-24	1-1 100.0	0-0 0.0	1-1 100.0	0-0 0.0	0-0 0.0	0-0 0.0
10/21/2023	Wisconsin	L	21-25	1-3 33.3	0-1 0.0	1-1 100.0	0-0 0.0	0-1 0.0	0-0 0.0
11/04/2023	at Minnesota	W	27-26	1-1 100.0	0-0 0.0	0-0 0.0	0-0 0.0	1-1 100.0	0-0 0.0
11/11/2023	Indiana	Wot1	48-45	1-1 100.0	0-0 0.0	0-0 0.0	1-1 100.0	0-0 0.0	0-0 0.0
Illinois				12-21 57.1	1-4 25.0	2-3 66.7	1-4 25.0	8-10 80.0	0-0 0.0
Opponents				8-15 53.3	2-2 100.0	3-4 75.0	3-3 100.0	0-6 0.0	0-0 0.0

Time of Possession

Date	Opponent		Score	Overall	1st Qtr	2nd Qtr	3rd Qtr	4th Qtr	Overtime
09/02/2023	Toledo	W	30-28	27:03	08:02	04:40	06:24	07:57	00:00
09/08/2023	at Kansas	L	23-34	23:18	03:57	06:44	06:16	06:21	00:00
09/16/2023	Penn St.	L	13-30	28:08	07:32	05:55	07:17	07:24	00:00
09/23/2023	Fla. Atlantic	W	23-17	31:27	08:25	08:09	05:06	09:47	00:00
09/30/2023	at Purdue	L	19-44	28:04	09:25	05:58	05:07	07:34	00:00
10/06/2023	Nebraska	L	7-20	22:53	06:59	05:48	04:34	05:32	00:00
10/14/2023	at Maryland	W	27-24	29:18	06:15	09:09	07:21	06:33	00:00
10/21/2023	Wisconsin	L	21-25	32:46	08:01	09:08	07:46	07:51	00:00
11/04/2023	at Minnesota	W	27-26	31:38	08:11	06:06	08:17	09:04	00:00
11/11/2023	Indiana	Wot1	48-45	30:09	05:48	07:38	04:01	12:42	00:00
Illinois				Total 284:44	72:35	69:15	62:09	80:45	00:00
				Avg. 28:28	07:16	06:56	06:13	08:05	00:00
Opponents				Total 315:13	64:25	93:45	69:04	87:59	00:00
				Avg. 31:31	06:27	08:23	06:54	08:48	00:00

GAME-BY-GAME STATISTICS

Opponent	Score	First Downs				Rushing	Passing			Total Offense	Return	Turn-
		Total	Rush	Pass	Pen	Number-Yards	Comp-Att-Int	Yards	Plays-Yards	Yards	Overs	
Toledo	30-28	21 / 27	10 / 11	10 / 11	1 / 5	35-168 / 42-186	18-26-1 / 20-37-1	206 / 230	61-374 / 79-416	125 / 65	1 / 1	
Kansas	23-34	19 / 27	4 / 12	13 / 12	2 / 3	28-139 / 44-262	19-28-2 / 21-29-1	202 / 277	56-341 / 73-539	36 / 39	2 / 2	
Penn St.	13-30	20 / 20	4 / 7	13 / 12	3 / 1	29-78 / 40-164	25-45-4 / 17-37-0	276 / 219	74-354 / 77-383	61 / 109	5 / 0	
Fla. Atlantic	23-17	26 / 20	11 / 7	14 / 9	1 / 4	41-207 / 24-97	25-36-0 / 28-49-1	303 / 256	77-510 / 73-353	37 / 56	2 / 1	
Purdue	19-44	17 / 26	7 / 11	10 / 11	0 / 4	34-149 / 45-189	18-32-0 / 18-26-0	226 / 217	66-375 / 71-406	88 / 39	1 / 1	
Nebraska	7-20	16 / 18	1 / 9	14 / 8	1 / 1	19-21 / 49-158	29-47-1 / 12-24-1	289 / 154	66-310 / 73-312	0 / 71	2 / 3	
Maryland	27-24	22 / 22	8 / 5	10 / 16	4 / 1	39-131 / 29-93	16-28-1 / 28-40-0	206 / 287	67-337 / 69-380	98 / 67	1 / 1	
Wisconsin	21-25	16 / 24	10 / 11	6 / 11	0 / 2	45-223 / 35-139	13-21-0 / 21-41-0	100 / 240	66-323 / 76-379	8 / 30	0 / 1	
Minnesota	27-26	19 / 16	6 / 7	13 / 8	0 / 1	36-74 / 35-93	27-34-1 / 11-22-0	297 / 167	70-371 / 57-260	10 / 19	3 / 1	
Indiana	48-45	31 / 29	8 / 10	19 / 12	4 / 7	35-155 / 43-162	24-36-1 / 22-33-1	507 / 289	71-662 / 76-451	58 / 108	2 / 2	
Totals	238-293	207 / 229	69 / 90	122 / 110	16 / 29	341-1345 / 386-1543	214-333-11 / 198-338-5	2612 / 2336	674-3957 / 724-3879	521 / 603	19 / 13	

Opponents	3rd Down Conversion	4th Down Conversion	Time of Possession	TOP Margin	Avg Yds/Rush	Avg Yds/Pass	Avg Yds/Play	Punting Number-Avg	Penalties Number-Yards	Sacks
Toledo	2-8 / 7-15	2-3 / 2-2	27:03 / 32:57	-05:54	4.8 / 4.4	7.9 / 6.2	6.1 / 5.3	3-44.0 / 3-35.7	10-100.0 / 7-40.0	1 / 2
Kansas	4-10 / 9-13	1-2 / 0-1	23:18 / 36:39	-13:21	5.0 / 6.0	7.2 / 9.6	6.1 / 7.4	4-41.5 / 1-37.0	6-58.0 / 4-34.0	2 / 6
Penn St.	5-15 / 7-18	2-2 / 0-1	28:08 / 31:52	-03:44	2.7 / 4.1	6.1 / 5.9	4.8 / 5.0	6-39.5 / 7-41.9	6-47.0 / 7-70.0	1 / 3
Fla. Atlantic	6-12 / 6-17	0-1 / 1-3	31:27 / 28:33	02:54	5.0 / 4.0	8.4 / 5.2	6.6 / 4.8	4-50.5 / 6-50.2	6-72.0 / 6-54.0	1 / 4
Purdue	2-14 / 8-13	2-3 / 0-0	28:04 / 31:56	-03:52	4.4 / 4.2	7.1 / 8.3	5.7 / 5.7	6-46.5 / 4-35.8	9-83.0 / 3-15.0	2 / 6
Nebraska	4-15 / 5-15	1-4 / 1-1	22:53 / 37:07	-14:14	1.1 / 3.2	6.1 / 6.4	4.7 / 4.3	5-32.8 / 4-33.8	3-30.0 / 10-70.0	1 / 2
Maryland	6-16 / 5-15	1-1 / 2-2	29:18 / 30:42	-01:24	3.4 / 3.2	7.4 / 7.2	5.0 / 5.5	5-43.2 / 5-43.6	5-45.0 / 5-60.0	3 / 5
Wisconsin	7-16 / 10-17	1-3 / 1-2	32:46 / 27:14	05:32	5.0 / 4.0	4.8 / 5.9	4.9 / 5.0	6-41.2 / 4-40.8	9-79.0 / 6-40.0	1 / 3
Minnesota	9-17 / 3-12	1-1 / 1-2	31:38 / 28:22	03:16	2.1 / 2.7	8.7 / 7.6	5.3 / 4.6	4-39.5 / 5-44.0	4-33.0 / 2-10.0	2 / 5
Indiana	3-10 / 7-13	1-1 / 0-1	30:09 / 29:51	00:18	4.4 / 3.8	14.1 / 8.8	9.3 / 5.9	3-40.3 / 4-37.5	14-139.0 / 7-80.0	3 / 1
Totals	48-133 / 67-148	12-21 / 8-15	284:44 / 315:13	-30:29	3.9 / 4.0	7.8 / 6.9	5.9 / 5.4	46-41.8 / 43-41.1	72-686.0 / 57-473.0	17 / 37

Note: Game totals are displayed in the format TEAM/OPPONENT for each category

GAME-BY-GAME STARTERS

OFFENSIVE STARTERS

GAME	LT	LG	C	RG	RT	QB	RB	TE	WR	WR	WR/TE
Toledo	Pearl	Adams	Kreutz	Gesky	Crisler	Altmyer	Love III	Reiman	Williams	Bryant	Washington
Kansas	Pearl	Adams	Kreutz	Gesky	Crisler	Altmyer	Love III	Reiman	Williams	Bryant	Washington
Penn State	Pearl	Gesky	Kreutz	Crisler	Adams	Altmyer	Love III	Reiman	Williams	Bryant	Washington
FAU	Pearl	Gesky	Kreutz	Crisler	Adams	Altmyer	Love III	Reiman	Williams	Bryant	Boyer
Purdue	Pearl	Gesky	Kreutz	Crisler	Adams	Altmyer	McCray	Reiman	Williams	Bryant	Washington
Nebraska	Pearl	Slaughter	Kreutz	Whitenack	Adams	Altmyer	Love III	Reiman	Williams	Bryant	Washington
Maryland	Pearl	Whitenack	Kreutz	Crisler	Adams	Altmyer	Feagin	Reiman	Williams	Washington	Arkin
Wisconsin	Pearl	Whitenack	Kreutz	Crisler	Adams	Altmyer	Feagin	Reiman	Williams	Washington	Arkin
Minnesota	Pearl	Gesky	Kreutz	Crisler	Adams	Altmyer	Feagin	Reiman	Williams	Washington	Arkin
Indiana	Pearl	Gesky	Kreutz	Crisler	Adams	Paddock	Feagin	Reiman	Williams	Washington	Bryant
Consecutive	21	2	10	4	23	1	4	23	23	6	1
Career	37	7	10	22	23	1	4	26	32	23	21

DEFENSIVE STARTERS

GAME	OLB	DT/LB	NT/DT	DT	OLB/LB	OLB/LB	FS	SS/LB	DB/LB	DB/LB	DB/LB
Toledo	Coleman	Randolph	Daxon	Newton	T. Barnes	Rosiek	M. Scott	Bush	X. Scott	Strain	Nicholson
Kansas	Coleman	Randolph	Daxon	Newton	T. Barnes	Jacas	M. Scott	Bush	X. Scott	Strain	Nicholson
Penn State	Coleman	Randolph	Daxon	Newton	T. Barnes	Jacas	M. Scott	Rosiek	X. Scott	Bailey	Nicholson
FAU	Coleman	Randolph	Daxon	Newton	T. Barnes	Jacas	M. Scott	Harper	X. Scott	Strain	Nicholson
Purdue	Coleman	Randolph	Daxon	Newton	T. Barnes	Odeluga	M. Scott	Harper	X. Scott	Strain	Nicholson
Nebraska	Coleman	Randolph	Daxon	Newton	Jacas	Odeluga	M. Scott	Harper	Kreutz	Meed	Rosiek
Maryland	Coleman	Rosiek	B. Barnes	Newton	Jacas	Odeluga	M. Scott	Harper	X. Scott	Tobe	Nicholson
Wisconsin	Coleman	Rosiek	Daxon	Newton	Jacas	Bryant	M. Scott	Harper	X. Scott	Strain	Nicholson
Minnesota	Coleman	Rosiek	Daxon	Randolph	Jacas	B. Barnes	M. Scott	Harper	X. Scott	Tobe	Nicholson
Indiana	Coleman	Randolph	Daxon	Newton	Jacas	Odeluga	M. Scott	T. Barnes	X. Scott	Bush	Nicholson
Consecutive	13	2	3	1	5	1	10	1	4	1	4
Career	29	26	9	36	16	4	11	31	10	3	21

ILLINOIS DRIVE CHARTS

-----DRIVE STARTED-----									-----DRIVE ENDED-----									-CONSUMED-								
Opp.	Qtr.	Spot	Time	Obtained	Spot	Time	Result	Ply-Yds. TOP	Opp.	Qtr.	Spot	Time	Obtained	Spot	Time	Result	Ply-Yds. TOP	Opp.	Qtr.	Spot	Time	Obtained	Spot	Time	Result	Ply-Yds. TOP
TOL	1st	ILL25	15:00	KO	TOL0	09:47	TD	10-75 05:13	TOL	1st	ILL25	05:04	KO	ILL29	02:15	PUNT	3-4 02:49	TOL	1st	ILL25	05:04	KO	ILL29	02:15	PUNT	3-4 02:49
TOL	1st	ILL25	05:04	KO	ILL29	02:15	PUNT	3-4 02:49	TOL	2nd	ILL5	12:31	PUNT	ILL36	11:05	PUNT	4-31 01:26	TOL	2nd	ILL5	12:31	PUNT	ILL36	11:05	PUNT	4-31 01:26
TOL	2nd	ILL5	12:31	PUNT	ILL36	11:05	PUNT	4-31 01:26	TOL	2nd	ILL26	04:33	KO	TOL27	01:27	DOWNS	7-47 03:06	TOL	2nd	ILL26	04:33	KO	TOL27	01:27	DOWNS	7-47 03:06
TOL	2nd	ILL26	04:33	KO	TOL27	01:27	DOWNS	7-47 03:06	TOL	3rd	ILL30	11:18	KO	TOL43	09:58	INT	3-27 01:20	TOL	3rd	ILL30	11:18	KO	TOL43	09:58	INT	3-27 01:20
TOL	3rd	ILL30	11:18	KO	TOL43	09:58	INT	3-27 01:20	TOL	3rd	ILL45	06:22	PUNT	TOL0	01:23	TD	11-55 04:59	TOL	3rd	ILL45	06:22	PUNT	TOL0	01:23	TD	11-55 04:59
TOL	3rd	ILL45	06:22	PUNT	TOL0	01:23	TD	11-55 04:59	TOL	3rd	ILL37	00:24	PUNT	TOL0	13:05	TD	7-63 02:19	TOL	3rd	ILL37	00:24	PUNT	TOL0	13:05	TD	7-63 02:19
TOL	3rd	ILL37	00:24	PUNT	TOL0	13:05	TD	7-63 02:19	TOL	4th	ILL19	09:27	KO	ILL22	06:54	PUNT	5-3 02:33	TOL	4th	ILL19	09:27	KO	ILL22	06:54	PUNT	5-3 02:33
TOL	4th	ILL19	09:27	KO	ILL22	06:54	PUNT	5-3 02:33	TOL	4th	ILL25	02:55	KO	TOL11	00:05	FG	12-64 02:50	TOL	4th	ILL25	02:55	KO	TOL11	00:05	FG	12-64 02:50
TOL	4th	ILL25	02:55	KO	TOL11	00:05	FG	12-64 02:50	KU	1st	ILL30	14:52	KO	ILL35	13:41	PUNT	3-5 01:11	KU	1st	ILL30	14:52	KO	ILL35	13:41	PUNT	3-5 01:11
KU	1st	ILL30	14:52	KO	ILL35	13:41	PUNT	3-5 01:11	KU	1st	ILL25	09:20	KO	ILL44	06:42	PUNT	6-19 02:38	KU	1st	ILL25	09:20	KO	ILL44	06:42	PUNT	6-19 02:38
KU	1st	ILL25	09:20	KO	ILL44	06:42	PUNT	6-19 02:38	KU	1st	ILL25	00:07	KO	ILL45	12:43	PUNT	5-20 02:24	KU	1st	ILL25	00:07	KO	ILL45	12:43	PUNT	5-20 02:24
KU	1st	ILL25	00:07	KO	ILL45	12:43	PUNT	5-20 02:24	KU	2nd	KAN46	11:37	PUNT	KAN48	09:53	PUNT	3-(-2) 01:44	KU	2nd	KAN46	11:37	PUNT	KAN48	09:53	PUNT	3-(-2) 01:44
KU	2nd	KAN46	11:37	PUNT	KAN48	09:53	PUNT	3-(-2) 01:44	KU	2nd	ILL25	03:12	KO	KAN0	00:41	TD	7-75 02:31	KU	2nd	ILL25	03:12	KO	KAN0	00:41	TD	7-75 02:31
KU	2nd	ILL25	03:12	KO	KAN0	00:41	TD	7-75 02:31	KU	2nd	ILL25	00:05	KO	ILL25	00:00	HALF	1-0 00:05	KU	2nd	ILL25	00:05	KO	ILL25	00:00	HALF	1-0 00:05
KU	2nd	ILL25	00:05	KO	ILL25	00:00	HALF	1-0 00:05	KU	3rd	ILL25	13:14	KO	KAN41	10:48	DOWNS	5-34 02:26	KU	3rd	ILL25	13:14	KO	KAN41	10:48	DOWNS	5-34 02:26
KU	3rd	ILL25	13:14	KO	KAN41	10:48	DOWNS	5-34 02:26	KU	3rd	ILL21	08:42	FUMB	KAN48	07:00	INT	5-31 01:42	KU	3rd	ILL21	08:42	FUMB	KAN48	07:00	INT	5-31 01:42
KU	3rd	ILL21	08:42	FUMB	KAN48	07:00	INT	5-31 01:42	KU	3rd	ILL25	03:46	KO	KAN0	01:35	TD	5-75 02:11	KU	3rd	ILL25	03:46	KO	KAN0	01:35	TD	5-75 02:11
KU	3rd	ILL25	03:46	KO	KAN0	01:35	TD	5-75 02:11	KU	4th	ILL20	12:55	INT	KAN0	08:08	TD	11-80 04:47	KU	4th	ILL20	12:55	INT	KAN0	08:08	TD	11-80 04:47
KU	4th	ILL20	12:55	INT	KAN0	08:08	TD	11-80 04:47	KU	4th	ILL32	03:33	DOWNS	ILL48	01:59	INT	5-16 01:34	KU	4th	ILL32	03:33	DOWNS	ILL48	01:59	INT	5-16 01:34
KU	4th	ILL32	03:33	DOWNS	ILL48	01:59	INT	5-16 01:34	PSU	1st	ILL25	15:00	KO	PSU29	11:17	FGA	11-46 03:43	PSU	1st	ILL25	15:00	KO	PSU29	11:17	FGA	11-46 03:43
PSU	1st	ILL25	15:00	KO	PSU29	11:17	FGA	11-46 03:43	PSU	1st	ILL25	10:35	PUNT	ILL43	09:37	FUMB	3-18 00:58	PSU	1st	ILL25	10:35	PUNT	ILL43	09:37	FUMB	3-18 00:58
PSU	1st	ILL25	10:35	PUNT	ILL43	09:37	FUMB	3-18 00:58	PSU	1st	ILL25	05:27	KO	ILL43	03:02	INT	6-18 02:25	PSU	1st	ILL25	05:27	KO	ILL43	03:02	INT	6-18 02:25
PSU	1st	ILL25	05:27	KO	ILL43	03:02	INT	6-18 02:25	PSU	1st	ILL25	01:43	KO	ILL31	01:17	INT	2-6 00:26	PSU	1st	ILL25	01:43	KO	ILL31	01:17	INT	2-6 00:26
PSU	1st	ILL25	01:43	KO	ILL31	01:17	INT	2-6 00:26	PSU	2nd	ILL13	10:58	KO	ILL18	09:55	PUNT	3-5 01:03	PSU	2nd	ILL13	10:58	KO	ILL18	09:55	PUNT	3-5 01:03
PSU	2nd	ILL13	10:58	KO	ILL18	09:55	PUNT	3-5 01:03	PSU	2nd	ILL32	06:09	FGA	PSU0	02:08	TD	7-68 04:01	PSU	2nd	ILL32	06:09	FGA	PSU0	02:08	TD	7-68 04:01
PSU	2nd	ILL32	06:09	FGA	PSU0	02:08	TD	7-68 04:01	PSU	2nd	ILL19	01:27	PUNT	ILL36	00:42	PUNT	5-17 00:45	PSU	2nd	ILL19	01:27	PUNT	ILL36	00:42	PUNT	5-17 00:45
PSU	2nd	ILL19	01:27	PUNT	ILL36	00:42	PUNT	5-17 00:45	PSU	3rd	ILL39	14:04	PUNT	PSU25	12:32	INT	3-36 01:32	PSU	3rd	ILL39	14:04	PUNT	PSU25	12:32	INT	3-36 01:32
PSU	3rd	ILL39	14:04	PUNT	PSU25	12:32	INT	3-36 01:32	PSU	3rd	ILL24	10:38	PUNT	ILL27	08:14	PUNT	3-3 02:24	PSU	3rd	ILL24	10:38	PUNT	ILL27	08:14	PUNT	3-3 02:24
PSU	3rd	ILL24	10:38	PUNT	ILL27	08:14	PUNT	3-3 02:24	PSU	3rd	ILL24	05:58	PUNT	ILL23	04:16	PUNT	3-(-1) 01:42	PSU	3rd	ILL24	05:58	PUNT	ILL23	04:16	PUNT	3-(-1) 01:42
PSU	3rd	ILL24	05:58	PUNT	ILL23	04:16	PUNT	3-(-1) 01:42	PSU	3rd	ILL16	02:09	KO	ILL18	00:35	INT	5-2 01:34	PSU	3rd	ILL16	02:09	KO	ILL18	00:35	INT	5-2 01:34
PSU	3rd	ILL16	02:09	KO	ILL18	00:35	INT	5-2 01:34	PSU	4th	ILL25	14:24	KO	ILL37	13:13	PUNT	6-12 01:11	PSU	4th	ILL25	14:24	KO	ILL37	13:13	PUNT	6-12 01:11
PSU	4th	ILL25	14:24	KO	ILL37	13:13	PUNT	6-12 01:11	PSU	4th	ILL48	10:28	DOWNS	ILL46	09:04	PUNT	3-(-2) 01:24	PSU	4th	ILL48	10:28	DOWNS	ILL46	09:04	PUNT	3-(-2) 01:24
PSU	4th	ILL48	10:28	DOWNS	ILL46	09:04	PUNT	3-(-2) 01:24	PSU	4th	ILL42	07:23	PUNT	PSU0	04:21	TD	8-58 03:02	PSU	4th	ILL42	07:23	PUNT	PSU0	04:21	TD	8-58 03:02
PSU	4th	ILL42	07:23	PUNT	PSU0	04:21	TD	8-58 03:02	PSU	4th	ILL18	01:47	PUNT	PSU11	00:00	HALF	7-71 01:47	PSU	4th	ILL18	01:47	PUNT	PSU11	00:00	HALF	7-71 01:47
PSU	4th	ILL18	01:47	PUNT	PSU11	00:00	HALF	7-71 01:47	FAU	1st	ILL25	15:00	KO	FAU19	10:33	DOWNS	10-56 04:27	FAU	1st	ILL25	15:00	KO	FAU19	10:33	DOWNS	10-56 04:27
FAU	1st	ILL25	15:00	KO	FAU19	10:33	DOWNS	10-56 04:27	FAU	1st	ILL20	07:12	PUNT	ILL28	05:03	FUMB	5-8 02:09	FAU	1st	ILL20	07:12	PUNT	ILL28	05:03	FUMB	5-8 02:09
FAU	1st	ILL20	07:12	PUNT	ILL28	05:03	FUMB	5-8 02:09	FAU	1st	ILL25	03:14	KO	ILL17	01:25	PUNT	3-(-8) 01:49	FAU	1st	ILL25	03:14	KO	ILL17	01:25	PUNT	3-(-8) 01:49
FAU	1st	ILL25	03:14	KO	ILL17	01:25	PUNT	3-(-8) 01:49	FAU	2nd	ILL24	14:53	KO	FAU0	12:46	TD	6-76 02:07	FAU	2nd	ILL24	14:53	KO	FAU0	12:46	TD	6-76 02:07
FAU	2nd	ILL24	14:53	KO	FAU0	12:46	TD	6-76 02:07	FAU	2nd	ILL11	09:45	PUNT	ILL11	08:23	PUNT	3-0 01:22	FAU	2nd	ILL11	09:45	PUNT	ILL11	08:23	PUNT	3-0 01:22
FAU	2nd	ILL11	09:45	PUNT	ILL11	08:23	PUNT	3-0 01:22	FAU	2nd	ILL46	07:14	PUNT	ILL46	06:48	PUNT	3-0 00:26	FAU	2nd	ILL46	07:14	PUNT	ILL46	06:48	PUNT	3-0 00:26
FAU	2nd	ILL46	07:14	PUNT	ILL46	06:48	PUNT	3-0 00:26	FAU	2nd	ILL15	04:46	PUNT	FAU0	01:45	TD	8-85 03:01	FAU	2nd	ILL15	04:46	PUNT	FAU0	01:45	TD	8-85 03:01
FAU	2nd	ILL15	04:46	PUNT	FAU0	01:45	TD	8-85 03:01	FAU	2nd	ILL2	01:06	PUNT	ILL43	00:00	HALF	8-41 01:06	FAU	2nd	ILL2	01:06	PUNT	ILL43	00:00	HALF	8-41 01:06
FAU	2nd	ILL2	01:06	PUNT	ILL43	00:00	HALF	8-41 01:06	FAU	3rd	ILL6	11:22	PUNT	FAU0	08:11	TD	8-94 03:11	FAU	3rd	ILL6	11:22	PUNT	FAU0	08:11	TD	8-94 03:11
FAU	3rd	ILL6	11:22	PUNT	FAU0	08:11	TD	8-94 03:11	FAU	3rd	ILL20	05:52	FGA	FAU26	03:57	FG	5-54 01:55	FAU	3rd	ILL20	05:52	FGA	FAU26	03:57	FG	5-54 01:55
FAU	3rd	ILL20	05:52	FGA	FAU26	03:57	FG	5-54 01:55	FAU	4th	ILL17	14:11	DOWNS	ILL16	14:00	FUMB	1-(-1) 00:11	FAU	4th	ILL17	14:11	DOWNS	ILL16	14:00	FUMB	1-(-1) 00:11
FAU	4th	ILL17	14:11	DOWNS	ILL16	14:00	FUMB	1-(-1) 00:11	FAU	4th	ILL20	13:33	INT	FAU45	08:16	PUNT	10-35 05:17	FAU	4th	ILL20	13:33	INT	FAU45	08:16	PUNT	10-35 05:17
FAU	4th	ILL20	13:33	INT	FAU45	08:16	PUNT	10-35 05:17	FAU	4th	ILL25	04:19	KO	FAU10	00:00	HALF	8-65 04:19	FAU	4th	ILL25	04:19	KO	FAU10	00:00	HALF	8-65 04:19
FAU	4th	ILL25	04:19	KO	FAU10	00:00	HALF	8-65 04:19	PUR	1st	ILL23	14:55	KO	PUR6	09:49	FG	11-71 05:06	PUR	1st	ILL23	14:55	KO	PUR6	09:49	FG	11-71 05:06
PUR	1st	ILL23	14:55	KO	PUR6	09:49	FG	11-71 05:06	PUR	1st	ILL10	06:28	PUNT	ILL0	05:48	FUMB	2-(-10) 00:40	PUR	1st	ILL10	06:28	PUNT	ILL0	05:48	FUMB	2-(-10) 00:40
PUR	1st	ILL10	06:28	PUNT	ILL0	05:48	FUMB	2-(-10) 00:40	PUR	1st	ILL25	05:48	KO	ILL30	04:33	PUNT	3-5 01:15	PUR	1st	ILL25	05:48	KO	ILL30	04:33	PUNT	3-5 01:15
PUR	1st	ILL25	05:48	KO	ILL30	04:33	PUNT	3-5 01:15	PUR	1st																

OPPONENT DRIVE CHARTS

Team	Qtr.	-----DRIVE STARTED-----			-----DRIVE ENDED-----			-CONSUMED-	
		Spot	Time	Obtained	Spot	Time	Result	Ply-Yds.	TOP
TOL	1st	TOL13	09:44	KO	ILL9	05:04	FG	11-78	04:40
TOL	1st	TOL28	02:15	PUNT	ILL40	12:31	PUNT	12-37	04:44
TOL	2nd	TOL17	11:05	PUNT	ILL6	04:37	FG	14-77	06:28
TOL	2nd	TOL27	01:27	DOWNS	ILL0	00:04	TD	9-73	01:23
TOL	3rd	TOL25	15:00	KO	ILL0	11:23	TD	9-75	03:37
TOL	3rd	TOL20	09:58	INT	TOL32	08:13	INT	4-12	01:45
TOL	3rd	TOL13	08:08	KO	TOL21	06:22	PUNT	3-8	01:46
TOL	3rd	TOL20	01:19	KO	TOL20	00:24	PUNT	3-0	00:55
TOL	4th	TOL22	13:00	KO	ILL26	09:38	FG	8-52	03:22
TOL	4th	TOL40	06:54	PUNT	ILL0	02:59	TD	8-60	03:55
TOL	4th	TOL25	00:05	KO	TOL24	00:00	HALF	1-(-1)	00:05
KAN	1st	KAN18	13:41	PUNT	ILL0	09:20	TD	10-82	04:21
KAN	1st	KAN15	06:42	PUNT	ILL0	00:07	TD	13-85	06:35
KAN	2nd	KAN17	12:43	PUNT	KAN9	11:37	PUNT	3-(-8)	01:06
KAN	2nd	KAN6	09:53	PUNT	ILL0	03:12	TD	11-94	06:41
KAN	2nd	KAN25	00:41	KO	ILL0	00:05	TD	4-75	00:36
KAN	3rd	KAN31	14:51	KO	ILL24	13:14	FG	5-45	01:37
KAN	3rd	KAN41	10:48	DOWNS	ILL15	08:42	FUMB	4-44	02:06
KAN	3rd	KAN50	07:00	INT	ILL13	03:46	FG	7-37	03:14
KAN	3rd	KAN15	01:28	KO	ILL31	12:55	INT	6-54	03:33
KAN	4th	KAN25	08:08	KO	ILL32	03:33	DOWNS	7-43	04:35
KAN	4th	KAN33	01:59	INT	KAN44	00:00	HALF	5-11	01:59
PSU	1st	PSU29	11:17	FGA	PSU30	10:35	PUNT	3-1	00:42
PSU	1st	ILL43	09:37	FUMB	ILL3	05:27	FG	9-40	04:10
PSU	1st	ILL22	03:02	INT	ILL28	01:43	FG	4-(-6)	01:19
PSU	1st	PSU43	01:17	INT	ILL0	11:04	TD	12-57	05:13
PSU	2nd	PSU39	09:55	PUNT	ILL35	06:09	FGA	8-26	03:46
PSU	2nd	PSU35	01:58	KO	PSU36	01:27	PUNT	3-1	00:31
PSU	2nd	PSU41	00:42	PUNT	ILL11	00:00	FG	6-48	00:42
PSU	3rd	PSU27	14:55	KO	PSU32	14:04	PUNT	3-5	00:51
PSU	3rd	PSU28	12:32	INT	PSU32	10:38	PUNT	3-4	01:54
PSU	3rd	PSU30	08:14	PUNT	PSU46	05:58	PUNT	5-16	02:16
PSU	3rd	PSU30	04:16	PUNT	ILL0	02:14	TD	7-70	02:02
PSU	3rd	ILL30	00:35	INT	ILL0	14:24	TD	3-30	01:11
PSU	4th	PSU32	13:13	PUNT	ILL48	10:28	DOWNS	6-20	02:45
PSU	4th	PSU20	09:04	PUNT	PSU28	07:23	PUNT	3-8	01:41
PSU	4th	PSU16	04:18	KO	PSU44	01:47	PUNT	6-28	02:31
FAU	1st	FAU19	10:33	DOWNS	FAU41	07:12	PUNT	7-22	03:21
FAU	1st	ILL28	05:03	FUMB	ILL4	03:14	FG	5-24	01:49
FAU	1st	ILL38	01:25	PUNT	ILL0	00:00	TD	4-38	01:25
FAU	2nd	FAU25	12:46	KO	FAU46	09:45	PUNT	5-21	03:01
FAU	2nd	FAU28	08:23	PUNT	FAU14	07:14	PUNT	3-(-14)	01:09
FAU	2nd	FAU13	06:48	PUNT	FAU42	04:46	PUNT	4-29	02:02
FAU	2nd	FAU25	01:45	KO	FAU32	01:06	PUNT	3-7	00:39
FAU	3rd	FAU25	15:00	KO	FAU39	11:22	PUNT	8-14	03:38
FAU	3rd	FAU25	08:11	KO	ILL14	05:52	FGA	9-61	02:19
FAU	3rd	FAU21	03:50	KO	ILL17	14:11	DOWNS	10-62	04:39
FAU	4th	ILL13	14:00	FUMB	ILL13	13:33	INT	4-0	00:27
FAU	4th	FAU3	08:16	PUNT	ILL0	04:19	TD	13-97	03:57
PUR	1st	PUR25	09:49	KO	ILL44	06:28	PUNT	8-31	03:21
PUR	1st	PUR34	04:33	PUNT	PUR42	02:33	PUNT	5-8	02:00
PUR	1st	PUR7	00:14	PUNT	ILL20	09:46	FUMB	11-73	05:28
PUR	2nd	PUR27	07:47	KO	ILL0	05:46	TD	7-73	02:01
PUR	2nd	PUR45	02:12	PUNT	ILL23	00:30	FG	7-32	01:42
PUR	3rd	PUR25	15:00	KO	ILL0	09:59	TD	11-75	05:01
PUR	3rd	PUR15	08:27	PUNT	PUR2	07:08	PUNT	3-(-13)	01:19
PUR	3rd	PUR33	05:00	PUNT	ILL0	03:41	TD	4-67	01:19
PUR	3rd	ILL33	02:14	DOWNS	ILL0	00:21	TD	4-33	01:53
PUR	4th	PUR20	13:10	PUNT	PUR48	09:52	PUNT	5-28	03:18
PUR	4th	ILL44	06:26	KO	ILL0	01:58	TD	7-44	04:28

Team	Qtr.	-----DRIVE STARTED-----			-----DRIVE ENDED-----			-CONSUMED-	
		Spot	Time	Obtained	Spot	Time	Result	Ply-Yds.	TOP
NEB	1st	NEB33	01:14	PUNT	NEB34	14:54	PUNT	3-1	01:20
NEB	2nd	NEB21	13:25	PUNT	ILL0	06:47	TD	14-79	06:38
NEB	2nd	ILL25	6:47	MUFF KO	ILL0	06:37	TD	1-25	00:10
NEB	2nd	NEB35	04:52	PUNT	NEB36	03:16	PUNT	3-1	01:36
NEB	2nd	NEB25	01:31	KO	NEB36	00:41	PUNT	5-11	00:50
NEB	2nd	NEB37	00:02	FGA	NEB35	00:00	HALF	1-(-2)	00:02
NEB	3rd	NEB22	14:53	KO	ILL46	10:53	PUNT	6-32	04:00
NEB	3rd	ILL21	10:00	FUMB	ILL13	08:16	FG	4-8	01:44
NEB	3rd	ILL22	07:16	PUNT	ILL18	05:44	FGA	4-4	01:32
NEB	3rd	ILL50	03:03	DOWNS	ILL12	11:41	FUMB	11-38	06:22
NEB	4th	NEB45	11:01	PUNT	NEB41	10:16	INT	3-(-4)	00:45
NEB	4th	ILL29	07:59	INT	ILL15	04:02	FUMB	7-14	03:57
NEB	4th	NEB18	01:27	DOWNS	NEB12	00:00	HALF	3-(-6)	01:27
UMD	1st	UMD26	15:00	KO	UMD50	11:44	PUNT	8-24	03:16
UMD	1st	UMD25	08:20	KO	UMD44	06:28	PUNT	5-19	01:52
UMD	1st	UMD48	03:37	INT	ILL0	00:06	TD	7-52	03:31
UMD	2nd	UMD4	11:26	PUNT	UMD9	10:29	PUNT	3-5	00:57
UMD	2nd	UMD27	09:01	FGA	ILL0	05:46	TD	8-73	03:15
UMD	2nd	UMD43	03:13	PUNT	ILL27	01:37	FUMB	4-30	01:36
UMD	2nd	UMD19	00:04	KO	UMD18	00:00	HALF	1-(-1)	00:04
UMD	3rd	UMD25	10:33	KO	ILL27	07:12	FGA	8-48	03:21
UMD	3rd	UMD35	04:18	KO	ILL0	00:00	TD	11-65	04:18
UMD	4th	UMD25	13:25	PUNT	UMD33	11:44	PUNT	3-8	01:41
UMD	4th	UMD4	09:33	PUNT	UMD43	05:30	PUNT	7-39	04:03
UMD	4th	UMD32	04:14	PUNT	ILL30	01:31	FG	6-38	02:43
WIS	1st	WIS35	15:00	KO	ILL48	12:24	PUNT	6-17	02:36
WIS	1st	WIS34	10:33	PUNT	ILL46	08:46	FUMB	4-20	01:47
WIS	1st	WIS10	06:02	KO	WIS18	04:32	PUNT	3-8	01:30
WIS	1st	WIS33	01:01	DOWNS	WIS48	13:23	PUNT	6-15	02:38
WIS	2nd	WIS49	12:36	PUNT	ILL18	10:05	DOWNS	7-33	02:31
WIS	2nd	WIS27	02:08	KO	ILL0	00:31	TD	8-73	01:37
WIS	2nd	ILL48	00:03	PUNT	WIS43	00:00	HALF	1-(-9)	00:03
WIS	3rd	WIS3	12:11	PUNT	WIS22	09:27	PUNT	6-19	02:44
WIS	3rd	WIS25	04:30	KO	ILL23	14:13	FG	12-52	05:17
WIS	4th	WIS18	10:46	PUNT	ILL0	07:21	TD	10-82	03:25
WIS	4th	WIS17	03:24	PUNT	ILL0	00:27	TD	14-83	02:57
MINN	1st	MINN35	13:32	KO	ILL0	10:23	TD	6-65	03:09
MINN	1st	MINN25	03:33	KO	ILL0	13:58	TD	9-75	04:35
MINN	2nd	MINN29	08:45	FGA	ILL18	01:20	FG	13-53	07:25
MINN	2nd	MINN27	00:27	PUNT	MINN25	00:00	HALF	1-(-2)	00:27
MINN	3rd	ILL12	13:48	FUMB	ILL15	12:16	FG	4-(-3)	01:32
MINN	3rd	MINN25	10:16	KO	MINN30	07:29	PUNT	5-5	02:47
MINN	3rd	MINN32	04:38	PUNT	MINN36	03:22	PUNT	3-4	01:16
MINN	3rd	MINN20	01:08	PUNT	MINN36	14:53	PUNT	4-16	01:15
MINN	4th	MINN31	11:37	PUNT	MINN48	08:15	PUNT	5-17	03:22
MINN	4th	ILL34	06:38	FUMB	ILL0	05:53	TD	2-34	00:45
MINN	4th	MINN39	04:04	INT	MINN45	02:47	PUNT	3-6	01:17
MINN	4th	MINN25	00:50	KO	MINN25	00:25	DOWNS	4-0	00:25
IND	1st	IND41	14:03	PUNT	IND43	13:15	PUNT	3-2	00:48
IND	1st	IND24	08:53	KO	IND28	07:34	PUNT	3-4	01:19
IND	1st	ILL32	07:34	PUNT	ILL0	03:54	TD	9-32	03:40
IND	1st	IND26	03:13	KO	ILL0	14:32	TD	7-74	03:41
IND	2nd	IND31	11:14	KO	ILL0	08:22	TD	6-69	02:52
IND	2nd	IND48	07:45	INT	ILL0	05:44	TD	4-52	02:01
IND	2nd	IND25	03:05	KO	IND25	01:32	PUNT	4-0	01:33
IND	2nd	IND25	00:18	KO	IND23	00:00	HALF	1-(-2)	00:18
IND	3rd	IND25	15:00	KO	ILL39	13:48	FUMB	4-36	01:12
IND	3rd	IND20	11:47	PUNT	ILL38	07:18	PUNT	8-42	04:29
IND	3rd	IND25	05:18	KO	ILL47	03:25	INT	5-28	01:53
IND	4th	IND48	14:42	KO	ILL0	12:25	TD	6-52	02:17
IND	4th	IND25	05:04	KO	ILL37	02:58	DOWNS	7-38	02:06
IND	4th	IND15	01:37	PUNT	ILL0	00:28	TD	6-85	01:09
IND	OT	ILL25	00:00	KO	ILL23	00:00	FG	4-2	00:00

SUPERLATIVE STATISTICS

ILLINOIS TEAM GAME HIGHS

RUSHES	45	Wisconsin (10/21/2023)
YARDS RUSHING	223	Wisconsin (10/21/2023)
YARDS PER RUSH	5.0	Fla. Atlantic (09/23/2023)
TD RUSHES	2	Indiana (11/11/2023)
	2	Fla. Atlantic (09/23/2023)
	2	at Kansas (09/08/2023)
PASS ATTEMPTS	47	Nebraska (10/06/2023)
PASS COMPLETIONS	29	Nebraska (10/06/2023)
YARDS PASSING	507	Indiana (11/11/2023)
YARDS PER PASS	14.1	Indiana (11/11/2023)
TD PASSES	4	Indiana (11/11/2023)
	4	at Minnesota (11/04/2023)
TOTAL PLAYS	77	Fla. Atlantic (09/23/2023)
TOTAL OFFENSE	662	Indiana (11/11/2023)
YARDS PER PLAY	9.3	Indiana (11/11/2023)
POINTS	48	Indiana (11/11/2023)
SACKS BY	3	Indiana (11/11/2023)
	3	at Maryland (10/14/2023)
FIRST DOWNS	31	Indiana (11/11/2023)
PENALTIES	14	Indiana (11/11/2023)
PENALTY YARDS	139	Indiana (11/11/2023)
TURNOVERS	5	Penn St. (09/16/2023)
PUNTS	6	Wisconsin (10/21/2023)
	6	at Purdue (09/30/2023)
	6	Penn St. (09/16/2023)
PUNTING AVG	50.5	Fla. Atlantic (09/23/2023)
LONG PUNT	63	Fla. Atlantic (09/23/2023)
PUNTS INSIDE 20	4	at Kansas (09/08/2023)
LONG PUNT RETURN	31	at Maryland (10/14/2023)

OPPONENT TEAM GAME HIGHS

RUSHES	49	Nebraska (10/06/2023)
YARDS RUSHING	262	at Kansas (09/08/2023)
YARDS PER RUSH	6.0	at Kansas (09/08/2023)
TD RUSHES	3	Indiana (11/11/2023)
	3	at Purdue (09/30/2023)
PASS ATTEMPTS	49	Fla. Atlantic (09/23/2023)
PASS COMPLETIONS	28	at Maryland (10/14/2023)
	28	Fla. Atlantic (09/23/2023)
YARDS PASSING	289	Indiana (11/11/2023)
YARDS PER PASS	9.6	at Kansas (09/08/2023)
TD PASSES	3	Indiana (11/11/2023)
	3	at Minnesota (11/04/2023)
TOTAL PLAYS	79	Toledo (09/02/2023)
TOTAL OFFENSE	539	at Kansas (09/08/2023)
YARDS PER PLAY	7.4	at Kansas (09/08/2023)
POINTS	45	Indiana (11/11/2023)
SACKS BY	6	at Purdue (09/30/2023)
	6	at Kansas (09/08/2023)
FIRST DOWNS	29	Indiana (11/11/2023)
PENALTIES	10	Nebraska (10/06/2023)
PENALTY YARDS	80	Indiana (11/11/2023)
TURNOVERS	3	Nebraska (10/06/2023)
PUNTS	7	Penn St. (09/16/2023)
PUNTING AVG	50.2	Fla. Atlantic (09/23/2023)
LONG PUNT	66	Fla. Atlantic (09/23/2023)
PUNTS INSIDE 20	4	Fla. Atlantic (09/23/2023)
LONG PUNT RETURN	20	Fla. Atlantic (09/23/2023)

SUPERLATIVE STATISTICS

ILLINOIS INDIVIDUAL GAME HIGHS

RUSHES	24	Reggie Love III vs Indiana (11/11/2023)
	24	Kaden Feagin vs Wisconsin (10/21/2023)
YARDS RUSHING	140	Reggie Love III vs Indiana (11/11/2023)
TD RUSHES	2	Reggie Love III vs Indiana (11/11/2023)
	2	Luke Altmyer at Kansas (09/08/2023)
LONG RUSH	72	Luke Altmyer at Kansas (09/08/2023)
PASS ATTEMPTS	47	Luke Altmyer vs Nebraska (10/06/2023)
PASS COMPLETIONS	29	Luke Altmyer vs Nebraska (10/06/2023)
YARDS PASSING	507	John Paddock vs Indiana (11/11/2023)
TD PASSES	4	John Paddock vs Indiana (11/11/2023)
LONG PASS	67	John Paddock vs Indiana (11/11/2023)
RECEPTIONS	13	Isaiah Williams at Minnesota (11/04/2023)
YARDS RECEIVING	200	Isaiah Williams vs Indiana (11/11/2023)
TD RECEPTIONS	2	Isaiah Williams vs Indiana (11/11/2023)
	2	Isaiah Williams at Minnesota (11/04/2023)
	2	Pat Bryant vs Toledo (09/02/2023)
LONG RECEPTION	67	Isaiah Williams vs Indiana (11/11/2023)
PUNTS	6	Hugh Robertson vs Wisconsin (10/21/2023)
	6	Hugh Robertson at Purdue (09/30/2023)
	6	Hugh Robertson vs Penn St. (09/16/2023)
PUNTING AVG	50.5	Hugh Robertson vs Fla. Atlantic (09/23/2023)
LONG PUNT	63	Hugh Robertson vs Fla. Atlantic (09/23/2023)
PUNTS INSIDE 20	4	Hugh Robertson at Kansas (09/08/2023)
LONG PUNT RETURN	31	Isaiah Williams at Maryland (10/14/2023)
LONG KICKOFF RETURN	43	Kenari Wilcher at Maryland (10/14/2023)
TACKLES	17	Nicario Harper vs Nebraska (10/06/2023)
SACKS	3	Seth Coleman at Maryland (10/14/2023)
TACKLES FOR LOSS	3	Seth Coleman at Maryland (10/14/2023)

OPPONENT INDIVIDUAL GAME HIGHS

RUSHES	29	Braelon Allen vs Wisconsin (10/21/2023)
YARDS RUSHING	145	Braelon Allen vs Wisconsin (10/21/2023)
TD RUSHES	2	Brendan Sorsby vs Indiana (11/11/2023)
LONG RUSH	43	Devin Neal at Kansas (09/08/2023)
PASS ATTEMPTS	49	Daniel Richardson vs Fla. Atlantic (09/23/2023)
PASS COMPLETIONS	28	Daniel Richardson vs Fla. Atlantic (09/23/2023)
YARDS PASSING	289	Brendan Sorsby vs Indiana (11/11/2023)
TD PASSES	3	Brendan Sorsby vs Indiana (11/11/2023)
	3	Athan Kaliakmanis at Minnesota (11/04/2023)
LONG PASS	48	Jalon Daniels at Kansas (09/08/2023)
RECEPTIONS	13	Lajohntay Wester vs Fla. Atlantic (09/23/2023)
YARDS RECEIVING	137	Donaven McCulley vs Indiana (11/11/2023)
	137	Lajohntay Wester vs Fla. Atlantic (09/23/2023)
TD RECEPTIONS	2	Donaven McCulley vs Indiana (11/11/2023)
LONG RECEPTION	48	Luke Grimm at Kansas (09/08/2023)
FIELD GOALS	3	Alex Felkins vs Penn St. (09/16/2023)
	3	Luke Pawlak vs Toledo (09/02/2023)
LONG FIELD GOALS	48	Jack Howes at Maryland (10/14/2023)
PUNTS	6	Logan Lupo vs Fla. Atlantic (09/23/2023)
	6	Riley Thompson vs Penn St. (09/16/2023)
PUNTING AVG	50.2	Logan Lupo vs Fla. Atlantic (09/23/2023)
LONG PUNT	66	Logan Lupo vs Fla. Atlantic (09/23/2023)
PUNTS INSIDE 20	4	Logan Lupo vs Fla. Atlantic (09/23/2023)
LONG PUNT RETURN	20	Lajohntay Wester vs Fla. Atlantic (09/23/2023)
LONG KICKOFF RETURN	38	Jaylin Lucas vs Indiana (11/11/2023)
TACKLES	13	Hunter Wohler vs Wisconsin (10/21/2023)
SACKS	2	Jah Joyner at Minnesota (11/04/2023)
	2	Marlon Bradley vs Fla. Atlantic (09/23/2023)
	2	Coziah Izzard vs Penn St. (09/16/2023)
	2	Austin Booker at Kansas (09/08/2023)
	2	Jereme Robinson at Kansas (09/08/2023)
TACKLES FOR LOSS	3	Terrance Taylor vs Toledo (09/02/2023)
INTERCEPTIONS	1	Louis Moore vs Indiana (11/11/2023)
	1	Tyler Nubin at Minnesota (11/04/2023)
	1	Glendon Miller at Maryland (10/14/2023)
	1	Quinton Newsome vs Nebraska (10/06/2023)
	1	Abdul Carter vs Penn St. (09/16/2023)
	1	Daequan Hardy vs Penn St. (09/16/2023)
	1	Cam Miller vs Penn St. (09/16/2023)
	1	Johnny Dixon vs Penn St. (09/16/2023)
	1	Kwinton Lassiter at Kansas (09/08/2023)
	1	Ra'Mello Dotson at Kansas (09/08/2023)
	1	Maxen Hook vs Toledo (09/02/2023)

GAME SUMMARIES



GAME 1	
TOLEDO	28
ILLINOIS	30
SEPT. 2, 2023	
MEMORIAL STADIUM // CHAMPAIGN, ILL. // 48,898	

SCORING BY QUARTER					
Team	1	2	3	4	F
Toledo	3	9	7	9	28
Illinois	7	0	13	10	30

SCORING SUMMARY	
First Quarter	
ILL:	McCray 1 yd rush (Griffin kick) 9:47 (10/75/5:13)
TOL:	Pawlak 27 yd FG 5:04 (11/78/4:40)
Second Quarter	
TOL:	Pawlak 25 yd FG 4:37 (14/77/06:28)
TOL:	Newton 15 yd pass from Finn (9/73/1:23)
Third Quarter	
TOL:	Boone 9 yd pass from Finn (Pawlak kick) 11:23 (9/75/3:37)
ILL:	M. Scott 48 yd INT return (Griffin Kick) 8:13
ILL:	Bryant 4 yd pass from Altmyer 1:23
Fourth Quarter	
ILL:	Bryant 9 yd pass from Altmyer (Griffin Kick) 13:05 (7/63/2:19)
TOL:	Pawlak 44 yd FG 9:38 (8/52/3:22)
TOL:	Finn 1 yd rush 2:59 (8/60/3:55)
ILL:	Griffin 29 yd FG :05 (12/64/2:50)

TEAM STATISTICS		
Category	TOL	ILL
First Downs	28	20
Rushes-Yards	42-186	35-163
Passing Yards	230	211
Comp-Att-Int	20-37-1	18-26-1
Total Yards	416	374
Punts-Avg	3-35.7	3-44
Kickoff Returns	4-61	5-77
Penalties-Yards	7-40	10-100
Fumbles-Lost	2-0	0
Sacks By	2	1
Third-down Conv	7-15	3-9
Time of Possession	32:57	25:37

INDIVIDUAL LEADERS	
PASSING (Comp-Att-Yds-TD-INT): ILL - Altmyer 18-26-211-2-1	
TOL - Finn 20-36-230-2-1	
RUSHING (Carries-Yards-TD): ILL - Altmyer 9-69-0	
TOL - Stuart 12-82-0	
RECEIVING (Rec-Yards-TD): ILL - Bryant 6-64-2	
TOL - Vandeross III 6-80-0	
TACKLE LEADERS (Tackles, TFL-Yds): ILL - Rosiek 8, 1-3 Barnes 7, 2-17	
TOL - Gant 9, 0 Taylor 6, 3-12	

GAME NOTES	
● Illinois trailed by as many as 12 points (19-7), marking its largest comeback win since the school-record 25-point come-from-behind win at Michigan State on Nov. 9, 2019.	
● Illinois' defense held Toledo to just 57 second-half rushing yards, after the Rockets rushed for 129 yards in the first half.	
● DB Miles Scott recorded his first-career interception with a 48-yard TD return in the third quarter.	



GAME 2	
ILLINOIS	23
KANSAS	34
SEPT. 8, 2023	
MEMORIAL STADIUM // LAWRENCE, KAN. // 45,809	

SCORING BY QUARTER					
Team	1	2	3	4	F
Illinois	0	7	8	8	23
Kansas	14	14	6	0	34

SCORING SUMMARY	
First Quarter	
KAN:	Locklin 4 yd pass from Daniels (Keller kick) 9:20 (10/82/4:21)
KAN:	Casey 5 yd pass from Daniels (Keller kick) :07 (13/856:35)
Second Quarter	
KAN:	Neal 5 yd rush (Keller kick) 3:12 (11/94/6:35)
ILL:	Reiman 4 yd pass from Altmyer (Griffin kick) :41 (7/75/2:31)
KAN:	Hishaw 1 yd rush (Keller kick) :05 (4/75/3:36)
Third Quarter	
ILL:	Keller 41 yd FG 13:14 (5/45/1:37)
KAN:	Keller 30 yd FG 3:46 (7/37/3:14)
ILL:	Altmyer 72 yd rush (McCray 2pt rush) 1:35 (5/75/2:11)
Fourth Quarter	
ILL:	Altmyer 6 yd rush (Love III 2 pt pass from Altmyer) 8:08 (11/80/4:47)

TEAM STATISTICS		
Category	ILL	KAN
First Downs	19	27
Rushes-Yards	28-139	44-262
Passing Yards	202	277
Comp-Att-Int	19-28-2	21-29-1
Total Yards	341	539
Punts-Avg	4-41.5	1-37
Kickoff Returns	1-30	2-41
Penalties-Yards	6-58	4-34
Fumbles-Lost	0-0	2-1
Sacks By	2	6
Third-down Conv	4-10	9-13
Time of Possession	23:21	29:58

INDIVIDUAL LEADERS	
PASSING (Comp-Att-Yds-TD-INT): ILL - Altmyer 19-28-202-1-2	
KAN - Daniels 21-29-277-2-1	
RUSHING (Carries-Yards-TD): ILL - Altmyer 13-70-2	
KAN - Neal 10-120-1	
RECEIVING (Rec-Yards-TD): ILL - Williams 6-99-0	
KAN - Arnold 5-89-0	
TACKLE LEADERS (Tackles, TFL-Yds): ILL - X. Scott 8, 0 M. Scott 7, 0	
KAN - Logan Jr. 8, 0.5-0 Brown 6, 2-7	

GAME NOTES	
● Luke Altmyer's 72-yard TD run was the second-longest run all-time at Illinois by a quarterback. The longest was a 75-yard TD run by Gil Berry at Chicago, 10/29/1932.	



GAME 3	
#7 PENN STATE	30
ILLINOIS	13
SEPT. 16, 2023	
MEMORIAL STADIUM // CHAMPAIGN, ILL. // 49,099	

SCORING BY QUARTER					
Team	1	2	3	4	F
#7 Penn State	6	10	7	7	30
Illinois	0	7	0	6	13

SCORING SUMMARY	
First Quarter	
PSU:	Felkins 20 yd FG 5:27 (9/40/4:10)
PSU:	Felkins 45 yd FG 1:43 (4/-6/1:19)
Second Quarter	
PSU:	Allen 4 yd rush (Felkins kick) 11:04 (12/57/5:13)
ILL:	Love III 5 yd rush (Griffin kick) 2:08 (7/68/4:01)
PSU:	Felkins 28 yd FG 0:00 (6/48/4:2)
Third Quarter	
PSU:	Warren 11 yd pass from Potts (Felkins kick) 2:14 (7/70/2:02)
Fourth Quarter	
PSU:	Singleton 16 yd rush (Felkins kick) 14:24 (3/30/1:11)
ILL:	Elzy 19 yd pass from Paddock 4:21 (8/58/3:02)

TEAM STATISTICS		
Category	PSU	ILL
First Downs	20	20
Rushes-Yards	40-164	29-62
Passing Yards	219	292
Comp-Att-Int	17-37-0	25-44-4
Total Yards	383	354
Punts-Avg	7-41.9	6-39.5
Kickoff Returns	3-54	2-29
Penalties-Yards	7-70	6-47
Fumbles-Lost	1-0	1-1
Sacks By	3	1
Third-down Conv	7-18	6-15
Time of Possession	31:52	28:08

INDIVIDUAL LEADERS	
PASSING (Comp-Att-Yds-TD-INT): ILL - Altmyer 15-28-163-0-4	
PSU - Allar 16-33-208-0-0	
RUSHING (Carries-Yards-TD): ILL - Love III 12-55-1	
PSU - Allen 13-54-1	
RECEIVING (Rec-Yards-TD): ILL - Williams 6-99-0	
PSU - Singleton 3-49-0	
TACKLE LEADERS (Tackles, TFL-Yds): ILL - Bush 9, 0 Rosiek 9, .5-1	
PSU - DeLuca 6, 1-3 Wheatley 6, 0	

GAME NOTES	
● Jer'Zhan Newton's blocked field goal in the second quarter marked the first for the Illini since Isaiah Gay at USF on Sept. 15, 2017.	
● Illinois' defense forced Penn State QB Drew Allar to throw 17 incompletions after tallying a combined eight incompletions in the Nittany Lions' first two games of the season.	
● A season-most 13 receivers caught a pass for Illinois, including nine in the first half alone. It marked the most different pass-catchers for the Illini offense since 14 different players also recorded receptions at Virginia on Sept. 11, 2021.	

GAME SUMMARIES



GAME 4

FAU	17
ILLINOIS	23
SEPT. 23, 2023	
MEMORIAL STADIUM // CHAMPAIGN, ILL. // 53,512	

SCORING BY QUARTER

Team	1	2	3	4	F
FAU	10	0	0	7	17
Illinois	0	14	9	0	23

SCORING SUMMARY

First Quarter

FAU: Lupo 22 yd FG 3:14 (5/24/1:49)
 FAU: Wester 19 yd pass from Richardson :00 (4/38/1:25)

Second Quarter

ILL: Moore 46 yd pass from Altmeyer 12:46 (6/76/2:07)
 ILL: Altmeyer 7 yd rush 1:45 (8/85/3:01)

Third Quarter

ILL: Laughery 3 yd rush 8:11 (8/94/3:11)
 ILL: Griffin 44 yd FG 3:57 (5/54/1:55)

Fourth Quarter

FAU: Alexander 9 yd pass from Richardson 4:19 (13/97/3:57)

TEAM STATISTICS

Category	FAU	ILL
First Downs	20	26
Rushes-Yards	24-97	41-207
Passing Yards	256	303
Comp-Att-Int	28-49-1	25-36-0
Total Yards	353	510
Punts-Avg	6-50.2	4-50.5
Kickoff Returns	1-21	1-22
Penalties-Yards	6-54	6-72
Fumbles-Lost	1-0	2-2
Sacks By	4	1
Third-down Conv.	6-17	6-12
Time of Possession	28:33	31:27

INDIVIDUAL LEADERS

PASSING (Comp-Att-Yds-TD-INT): ILL - Altmeyer 25-36-303-1-0

FAU - Richardson 28-49-256-2-1

RUSHING (Carries-Yards-TD): ILL - Love III 12-85-0

FAU - McCammon 17-89-0

RECEIVING (Rec-Yards-TD): ILL -Williams 8-120-0

FAU - Wester 13-137-1

TACKLE LEADERS (Tackles, TFL-Yds): ILL - Strain 8, -5-1 M. Scott 7, 0

FAU - Morris 11, 2-3 McClendon 11, 0

GAME NOTES

- WR Isaiah Williams had eight catches for 120 yards, matching his career-high mark in receiving yards, which he set in last season's ReliaQuest Bowl.
- The Illini recorded a season-high 510 total yards.
- Illinois outruled FAU in the contest, 207-97.
- The Orange and Blue offense recorded three passing plays of at least 40 yards.
- The Illini outgained the Owls, 202-57, in the second quarter.
- TE Griffin Moore caught the first touchdown pass of his career in the second quarter, a 46-yard reception.



GAME 5

ILLINOIS	19
PURDUE	44
SEPT. 30, 2023	
ROSS-ADE STADIUM // WEST LAFAYETTE, IND. // 59,510	

SCORING BY QUARTER

Team	1	2	3	4	F
Illinois	3	10	0	6	19
Purdue	6	10	21	7	44

SCORING SUMMARY

First Quarter

ILL: Griffin 24 yd FG 9:49 (11/71/5:06)
 PUR: Langham fumble return 5:48

Second Quarter

ILL: McCray 7 yd rush (Griffin kick) 7:52 (5/80/1:54)
 PUR: Downing 16 yd rush (Macias kick) 5:46 (7/73/2:01)
 PUR: Macias 40 yd FG :30 (7/32/1:42)
 ILL: Griffin 53 yd FG :00 (6/40/2:5)

Third Quarter

PUR: Miller 28 yd pass from Card (Macias kick) 9:59 (11/75/5:01)
 PUR: Mockobee 3 yd rush (Macias kick) 3:41 (4/67/1:19)
 PUR: Burks 10 yd pass from Card (Macias kick) :21 (4/33/1:53)

Fourth Quarter

ILL: Bryant 10 yd pass from Altmeyer 6:27 (9/83/3:25)
 PUR: Tracy Jr. 1 yd rush (Macias kick) 1:58 (7/44/4:28)

TEAM STATISTICS

Category	ILL	PUR
First Downs	17	25
Rushes-Yards	34-149	45-189
Passing Yards	226	217
Comp-Att-Int	18-32-0	18-26-0
Total Yards	375	406
Punts-Avg	6-46.5	4-33
Kickoff Returns	4-78	1-25
Penalties-Yards	9-83	3-15
Fumbles-Lost	3-1	1-1
Sacks By	2	5
Third-down Conv.	2-13	8-13
Time of Possession	28:04	31:56

INDIVIDUAL LEADERS

PASSING (Comp-Att-Yds-TD-INT): ILL - Altmeyer 16-25-202-1-0

PUR - Card 18-26-217-2-0

RUSHING (Carries-Yards-TD): ILL - Feagin 11-85-0

PUR - Tracy Jr. 21-112-1

RECEIVING (Rec-Yards-TD): ILL -Williams 6-113-0

PUR - Burks 5-83-1

TACKLE LEADERS (Tackles, TFL-Yds): ILL - Odeluga 7, 0 M. Scott 6, 0

PUR - Kane 9, 1-4 Yanni 8, 1-2

GAME NOTES

- Junior WR Isaiah Williams recorded 6 catches for 113 yards, his seventh-career 100-yard game.
- Caleb Griffin hit two field goals on the day, including a career-long 53-yarder in the second quarter which: Tied for 6th-longest overall in program history and marked the longest in a road game in program history.



GAME 6

NEBRASKA	20
ILLINOIS	7
OCT. 6, 2023	
MEMORIAL STADIUM // CHAMPAIGN, ILL. // 46,703	

SCORING BY QUARTER

Team	1	2	3	4	F
Nebraska	3	14	3	0	20
Illinois	0	7	0	0	7

SCORING SUMMARY

First Quarter

NEB: Alvano 31 yd FG 1:59 (11/86/6:47)

Second Quarter

NEB: Grant 1 yd rush 6:47 (14/79/6:38)
 NEB: Haaberg 25 yd rush 6:37 (1/25/0:6)
 ILL: Bryant 46 yd pass from Altmeyer 1:31 (5/76/1:45)

Third Quarter

NEB: Alvano 32 yd FG 8:16 (4/8/1:44)

Fourth Quarter

TEAM STATISTICS

Category	NEB	ILL
First Downs	18	16
Rushes-Yards	49-158	19-21
Passing Yards	154	289
Comp-Att-Int	12-24-1	29-47-1
Total Yards	312	310
Punts-Avg	4-33.8	5-32.8
Kickoff Returns	1-22	0
Penalties-Yards	10-70	3-30
Fumbles-Lost	3-2	2-1
Sacks By	3	1
Third-down Conv.	5-15	4-15
Time of Possession	37:13	22:43

INDIVIDUAL LEADERS

PASSING (Comp-Att-Yds-TD-INT): ILL - Altmeyer 29-47-289-1-1

NEB - Haaberg 12-24-154-0-1

RUSHING (Carries-Yards-TD): ILL - Feagin 5-15-0

NEB - Haaberg 18-82-1

RECEIVING (Rec-Yards-TD): ILL -Williams 8-57-0

NEB - Fidone II 3-42-0

TACKLE LEADERS (Tackles, TFL-Yds): ILL - Harper 17, 1-1 Rosiek 10, 0

NEB - Gifford 8, 0-5-1 Bullock 6, 1-4

GAME NOTES

- With eight receptions, junior WR Isaiah Williams moved up to second all-time in program history with 170 career receptions.
- Senior DB Nicario Harper had a career-high 17 total tackles (seven solo).
- Sophomore DB Xavier Scott recorded his second interception of the season in the fourth quarter.
- The Illinois defense forced a season-high three turnovers, all in the second half.

GAME SUMMARIES



GAME 7

ILLINOIS.....27
MARYLAND.....24

OCT. 14, 2023
SECU STADIUM // COLLEGE PARK, MD. // 35,580

SCORING BY QUARTER

Team	1	2	3	4	F
Illinois	7	7	10	3	27
Maryland	7	7	7	3	24

SCORING SUMMARY

First Quarter

ILL: Bryant 44 yd pass from Altmyer 8:20 (7/85/3:24)
UMD: Greeley 4 yd pass from Tagovailoa :06 (7/52/3:31)

Second Quarter

UMD: Prather 27 yd pass from Tagovailoa 5:46 (8/73/3:15)
ILL: Feagin 2 yd rush :09 (9/73/1:28)

Third Quarter

ILL: Williams 15 yd pass from Altmyer 10:33 (8/59/4:22)
ILL: Griffin 40 yd FG 4:18 (8/51/2:54)
UMD: Littleton 4 yd rush :00 (11/56/4:18)

Fourth Quarter

UMD: Howes 48 yd FG 1:31 (6/38/2:43)
ILL: Griffin 43 yd FG :00 (7/50/1:31)

TEAM STATISTICS

Category	ILL	UMD
First Downs	21	22
Rushes-Yards	39-131	29-93
Passing Yards	206	287
Comp-Att-Int	16-28-1	27-39-0
Total Yards	337	380
Punts-Avg	5-43.2	5-43.6
Kickoff Returns	1-43	2-37
Penalties-Yards	5-45	5-59
Fumbles-Lost	0-0	3-1
Sacks By	3	5
Third-down Conv	6-16	5-15
Time of Possession	29:18	30:42

INDIVIDUAL LEADERS

PASSING (Comp-Att-Yds-TD-INT): ILL - Altmyer 16-28-206-2-1
UMD - Tagovailoa 27-39-266-2-0

RUSHING (Carries-Yards-TD): ILL - Feagin 19-84-1
UMD - Hemby 12-70-0

RECEIVING (Rec-Yards-TD): ILL - Washington 4-60-0
UMD - Prather 6-70-1

TACKLE LEADERS (Tackles, TFL-Yds): ILL - Rosiek 8, 0 Odeluga 8, 0
UMD - Hyppolite II 7,0 Gotay 6, 2,5-22

GAME NOTES

- Bret Bielema's six Big Ten road wins in his first three seasons are the most since Lou Tepper won eight Big Ten road games in his first three seasons from 1992-94.
- The Illinois defense recorded a season-high three sacks.
- The Illini defense held the Terps to 5-for-15 on third-down conversions. Maryland was held to 2-for-7 on third downs in the second half.
- Senior K Caleb Griffin became the first kicker in program history with two final-minute game-winning field goals in a season.



GAME 8

WISCONSIN.....25
ILLINOIS.....21

OCT. 21, 2023
MEMORIAL STADIUM // CHAMPAIGN, ILL. // 54,205

SCORING BY QUARTER

Team	1	2	3	4	F
Wisconsin	0	7	0	18	25
Illinois	7	7	7	0	21

SCORING SUMMARY

First Quarter

ILL: Arkin 1 yd pass from Altmyer 6:07 (6/54/2:39)

Second Quarter

ILL: Reiman 3 yd pass from Altmyer 2:12 (12/82/7:53)
WIS: Allen 4 yd rush :31 (8/73/1:37)

Third Quarter

ILL: Feagin 12 yd rush 4:30 (10/53/4:57)

Fourth Quarter

WIS: Vakos 41 yd FG 14:13 (12/52/5:17)
WIS: Pauling 20 yd pass from Locke 7:21 (10/82/3:25)
WIS: N. Rucci 3 yd pass from Locke :27 (14/83/2:57)

TEAM STATISTICS

Category	WIS	ILL
First Downs	24	16
Rushes-Yards	35-139	45-223
Passing Yards	240	100
Comp-Att-Int	21-41-0	13-21-0
Total Yards	379	323
Punts-Avg	4-40.8	6-40.3
Kickoff Returns	2-27	0-0
Penalties-Yards	6-40	9-79
Fumbles-Lost	1-1	0-0
Sacks By	3	1
Third-down Conv	10-17	7-16
Time of Possession	27:11	32:46

INDIVIDUAL LEADERS

PASSING (Comp-Att-Yds-TD-INT): ILL - Altmyer 13-21-100-2-0
WIS - Locke 21-41-240-2-0

RUSHING (Carries-Yards-TD): ILL - Altmyer 16-100-0
WIS - Allen 29-145-1

RECEIVING (Rec-Yards-TD): ILL - Washington 4-34-0
WIS - Pauling 7-95-1

TACKLE LEADERS (Tackles, TFL-Yds): ILL - Harper 8, 0-0 Coleman 8, 0-0
WIS - Wohler 13, 0-0 Njongmeta 12, 2-5

GAME NOTES

- Illinois rushed for a season-high 223 yards.
- First 200-yard rushing performance against a Big Ten opponent since Oct. 15, 2022, vs. Minnesota.
- Junior DT Jer'Zhan Newton had eight quarterback pressures, six tackles (4 solo), 1.0 sack, 1.0 tackle for loss, and one forced fumble. Newton was the highest-rated player in the nation (all positions) during Week 8 according to PFF (95.1).



GAME 9

ILLINOIS.....27
MINNESOTA.....26

NOV. 4, 2023
HUNTINGTON BANK STADIUM // MINNEAPOLIS, MINN. // 42,906

SCORING BY QUARTER

Team	1	2	3	4	F
Illinois	14	0	7	6	27
Minnesota	7	10	3	6	26

SCORING SUMMARY

First Quarter

ILL: Reiman 15 yd pass from Altmyer 13:32 (3/20/1:21)
MINN: Spencer 15 yd pass from Kaliakmanis 10:23 (6/65/3:09)
ILL: Williams 9 yd pass from Altmyer 3:33 (14/75/6:50)

Second Quarter

MINN: Spann-Ford 31 yd pass from Kaliakmanis 13:58 (9/75/4:35)
MINN: Kesich 36 yd FG 1:20 (13/53/7:23)

Third Quarter

MINN: Kesich 34 yd FG 12:16 (4/-3/1:32)
ILL: Feagin 54 yd pass from Altmyer 10:16 (5/75/2:00)

Fourth Quarter

MINN: Jackson 31 yd pass from Kaliakmanis 5:53 (2/34/4:5)
ILL: Williams 46 yd pass from Paddock :50 (6/84/1:57)

TEAM STATISTICS

Category	ILL	MINN
First Downs	19	16
Rushes-Yards	36-74	35-93
Passing Yards	297	167
Comp-Att-Int	27-34-1	11-22-0
Total Yards	371	260
Punts-Avg	4-39.5	5-44.0
Kickoff Returns	0-0	1-19
Penalties-Yards	6-40	9-79
Fumbles-Lost	4-33	2-10
Sacks By	2	5
Third-down Conv	9-17	3-12
Time of Possession	31:45	28:15

INDIVIDUAL LEADERS

PASSING (Comp-Att-Yds-TD-INT): ILL - Altmyer 24-31-212-3-1
MINN - Kaliakmanis 11-22-167-3-0

RUSHING (Carries-Yards-TD): ILL - Feagin 22-89-0
MINN - Nubin 19-75-0

RECEIVING (Rec-Yards-TD): ILL - Williams 13-131-2
MINN - Spann-Ford 3-58-1

TACKLE LEADERS (Tackles, TFL-Yds): ILL - Randolph Jr. 6, .5-1
MINN - Lindenberg 11, 1.5-3

GAME NOTES

- Illinois beat Minnesota for the third straight time. It is the first three-game winning streak over Minnesota since 1993-95.
- Illinois head coach Bret Bielema moved to 10-0 as a head coach against Minnesota.
- Backup QB John Paddock took over in the final drive for the injured Luke Altmyer and went 3-for-3 passing for 85 yards to lead Illinois to the victory.

GAME SUMMARIES



GAME 10

INDIANA.....45
ILLINOIS.....48

NOV. 11, 2023
MEMORIAL STADIUM // CHAMPAIGN, ILL. // 53,157

SCORING BY QUARTER

Team	1	2	3	4	OT	F
Indiana	7	20	0	15	3	45
Illinois	9	17	7	9	6	48

SCORING SUMMARY

First Quarter

ILL: Griffin 24 yd FG 8:59 (10/71/4:16)
IND: Howland 1 yd rush 3:54 (9/32/3:40)
ILL: Love III 8 yd rush 3:19 (2/75/3:35)

Second Quarter

IND: McCulley 6 yd pass from Sorsby 14:32 (7/74/3:41)
ILL: Griffin 27 yd FG 11:24 (7/64/3:03)
IND: McCulley 6 yd pass from Sorsby 8:22 (6/69/2:52)
IND: Sorsby 18 yd rush 5:44 (4/52/2:01)
ILL: Washington 20 yd pass from Paddock 3:05 (5/92/2:28)
ILL: Bryant 13 yd pass from Paddock :18 (6/73/1:14)

Third Quarter

ILL: Williams 42 yd pass from Paddock 5:18 (5/86/2:00)

Fourth Quarter

ILL: Love III 37 yd rush 14:53 (7/81/3:32)
IND: Sorsby 5 yd rush 12:25 (6/52/2:17)
ILL: Griffin 21 yd FG 5:04 (14/72/7:21)
IND: Carter 26 yd pass from Sorsby :28 (6/85/1:09)

Overtime

IND: Freeman 41 yd FG (4/2)
ILL: Williams 21 yd pass from Paddock (3/25)

TEAM STATISTICS

Category	IND	ILL
First Downs	29	31
Rushes-Yards	43-162	35-155
Passing Yards	289	507
Comp-Att-Int	22-33-1	24-36-1
Total Yards	451	662
Punts-Avg	4-37.5	3-40.3
Kickoff Returns	4-108	3-54
Penalties-Yards	7-80	14-139
Fumbles-Lost	1-1	2-1
Sacks By	1	3
Third-down Conv.	7-13	3-10
Time of Possession	29:51	30:09

INDIVIDUAL LEADERS

PASSING (Comp-Att-Yds-TD-INT): ILL - Paddock 24-36-507-4-1
IND - Sorsby 22-33-289-3-1
RUSHING (Carries-Yards-TD): ILL - Love III 24-140-2
IND - Howland 13-72-1
RECEIVING (Rec-Yards-TD): ILL - Williams 9-200-2
IND - McCulley 11-137-2
TACKLE LEADERS (Tackles, TFL-Yds): ILL - Bush 11, 1.5-3 X. Scott 9-0
IND - Moore 10, 0 Mangum-Farrar 9, 1-1

GAME NOTES

- QB John Paddock completed 24 of 36 passes for 507 yards for four touchdowns. His 507 yards passing were the most ever by an Illini in a game at Memorial Stadium.

NCAA RANKINGS

TEAM RANKINGS (131 teams ranked)

CATEGORY	NCAA	BIG	STAT
3rd Down Conversion Pct	.91	10	0.361
3rd Down Conversion Pct Defense	.116	14	0.453
4th Down Conversion Pct	.46	7	0.571
4th Down Conversion Pct Defense	.80	8	0.533
Completion Percentage	.36	4	0.643
Defensive TDs	.50	4	1
Fewest Penalties	.111	13	72
Fewest Penalties Per Game	.111	13	7.20
Fewest Penalty Yards	.119	14	686
Fewest Penalty Yards Per Game	.120	14	68.60
First Downs Defense	.120	14	229
First Downs Offense	.63	5	207
Fumbles Lost	.104	11	8
Fumbles Recovered	.15	2	8
Kickoff Return Defense	.65	8	19.76
Kickoff Returns	.71	11	19.59
Net Punting	.57	9	39.13
Passes Had Intercepted	.105	13	11
Passes Intercepted	.113	14	5
Passing Offense	.40	3	261.2
Passing Yards Allowed	.77	12	233.6
Passing Yards per Completion	.57	5	12.21
Punt Return Defense	.59	10	6.83
Punt Returns	.18	1	13.40
Red Zone Defense	.80	10	0.848
Red Zone Offense	.28	3	0.900
Rushing Defense	.79	13	154.3
Rushing Offense	.91	9	134.5
Sacks Allowed	.120	13	3.70
Scoring Defense	.98	12	29.3
Scoring Offense	.89	6	23.8
Tackles for Loss Allowed	.105	13	6.80
Team Passing Efficiency	.48	3	142.37
Team Passing Efficiency Defense	.65	10	132.23
Team Sacks	.104	14	1.70
Team Tackles for Loss	.106	11	4.8
Time of Possession	.102	11	28:28
Total Defense	.77	12	387.9
Total Offense	.59	4	395.7
Turnover Margin	.110	13	-0.60
Turnovers Gained	.71	8	13
Turnovers Lost	.112	12	19
Winning Percentage	.59	7	0.500

NCAA INDIVIDUAL RANKINGS (Top-80)

CATEGORY	PLAYER	STAT	RANK
All Purpose	Williams	1,052	50
Blocked Kicks	Newton	3	1
Completion Percentage	Altmyer	64.8	37
Completions Per Game	Altmyer	19.44	36
Forced Fumbles	Rosiek	3	12
Fumbles Recovered	Odeluga	2	12
Passing Yards	Altmyer	1,883	65
Passing Yards Per Game	Altmyer	209.2	58
Punting	Robertson	42.6	54
Receiving TDs	Bryant	6	45
Receiving Yards	Williams	893	15
Receiving Yards Per Game	Williams	89.3	16
Receptions Per Game	Williams	6.8	12
Total Offense	Altmyer	2,165	50

AP TOP 25

Rk	Last	Team	Conf.	W-L	Pts.	Coaches		Last Game
						Poll	CFP	
1	1	Georgia (49)	SEC	9-0	1558	*1	2	W 30-21 H #14 Missouri
2	2	Michigan (9)	Big Ten	9-0	1485	*2	3	W 41-13 H Purdue
3	3	Ohio State (3)	Big Ten	9-0	1453	*3	1	W 35-16 A Rutgers
4	4	Florida State (2)	ACC	9-0	1411	4	4	W 24-7 A Pittsburgh
5	5	Washington	Pac-12	9-0	1333	5	5	W 52-42 A #24 USC
6	6	Oregon	Pac-12	8-1	1240	6	6	W 63-19 H California
7	7	Texas	Big 12	8-1	1190	7	7	W 33-30 (10T) H #25 K State
8	8	Alabama	SEC	8-1	1143	8	8	W 42-28 H #13 LSU
9	9	Penn State	Big Ten	8-1	1075	9	10	W 51-15 A Maryland
10	11	Mississippi	SEC	8-1	1027	10	9	W 38-35 H Texas A&M
11	15	Louisville	ACC	8-1	926	11	11	W 34-3 H Virginia Tech
12	16	Oregon State	Pac-12	7-2	772	13	12	W 26-19 A Colorado
13	18	Utah	Pac-12	7-2	734	14	18	W 55-3 H Arizona State
14	19	Tennessee	SEC	7-2	703	12	13	W 59-3 H Connecticut
15	NR	Oklahoma State	Big 12	7-2	660	17	15	W 27-24 H #10 Oklahoma
16	14	Missouri	SEC	7-2	644	15	14	L 30-21 A #1 Georgia
17	10	Oklahoma	Big 12	7-2	547	16	17	L 27-24 A Oklahoma State
18	13	LSU	SEC	6-3	532	19	19	L 42-28 A #8 Alabama
19	22	Kansas	Big 12	7-2	496	18	16	W 28-21 A Iowa State
20	21	Tulane	AAC	8-1	351	20	23	W 13-10 A East Carolina
21	23	James Madison	Sun Belt	9-0	294	21	NR	W 42-14 A Georgia State
22	12	Notre Dame	Ind	7-3	270	22	20	L 31-23 A Clemson
23	NR	Arizona	Pac-12	6-3	176	24	21	W 27-10 H #20 UCLA
24	NR	North Carolina	ACC	7-2	95	23	24	W 59-7 H Campbell
25	NR	Liberty	Ind	9-0	85	RV	NR	W 56-30 H Louisiana Tech
RV 25		Kansas State	Big 12		73	RV	25	L 33-30 (10T) A #7 Texas
RV NR		Fresno State	MWC		73	25	NR	W 37-30 H Boise State
RV 24		USC	Pac-12		46	RV	NR	L 52-42 H #5 Washington
RV 17		Air Force	MWC		26	RV	NR	L 23-3 H Army
RV NR		Toledo	MAC		25	RV	NR	W 31-13 H Buffalo
RV 20		UCLA	Pac-12		11	RV	NR	L 27-10 A Arizona
RV NR		Iowa	Big Ten		6	RV	22	W 10-7 A Northwestern
RV NR		SMU	AAC		5	RV	NR	W 36-31 A Rice
RV NR		Duke	ACC		4	RV	NR	W 24-21 H Wake Forest
RV NR		West Virginia	Big 12		3	RV	NR	W 37-7 H BYU
RV NR		Clemson	ACC		1	NR	NR	W 31-23 H #12 Notre Dame
RV NR		NC State	ACC		1	RV	NR	W 20-6 H Miami (FL)
RV NR		Texas A&M	SEC		1	NR	NR	L 38-35 A #11 Mississippi

BIG TEN STANDINGS

WEST DIVISION	BIG	PCT.	ALL	PCT.	DIV	STREAK	OVER.	PCT.	HOME	AWAY	NEUT	STREAK
Iowa	5-2	.714	3-1	2-1	3-1	W2	8-2	.800	5-1	3-1	0-0	W2
Nebraska	3-4	.429	2-2	1-2	3-1	L2	5-5	.500	4-2	1-3	0-0	L2
Minnesota	4-4	.429	2-2	1-2	2-3	L2	5-5	.500	4-2	1-3	0-0	L2
Northwestern	3-4	.429	2-2	1-2	2-2	W1	5-5	.500	4-2	1-3	0-0	W1
Wisconsin	3-4	.429	1-3	2-1	2-2	L3	5-5	.500	3-3	2-2	0-0	L3
Illinois	3-4	.429	1-3	2-1	1-3	W2	5-5	.500	3-3	2-2	0-0	W2
Purdue	2-5	.286	2-2	0-3	2-3	W1	3-7	.300	2-4	1-3	0-0	W1
EAST DIVISION	BIG	PCT.	ALL	PCT.	DIV	STREAK	OVER.	PCT.	HOME	AWAY	NEUT	STREAK
Ohio State	7-0	1.000	3-0	4-0	5-0	W7	10-0	1.000	5-0	5-0	0-0	W10
Michigan	7-0	1.000	3-0	4-0	4-0	W7	10-0	1.000	6-0	4-0	0-0	W10
Penn State	5-2	.714	2-1	3-1	2-2	L1	8-2	.800	5-1	3-1	0-0	L1
Maryland	3-4	.429	1-2	2-2	2-2	W1	6-4	.600	4-2	2-2	0-0	W1
Rutgers	3-4	.429	2-1	1-3	2-2	L2	6-4	.600	5-1	1-3	0-0	L2
Indiana	1-6	.143	1-2	0-4	0-5	L1	3-7	.300	3-2	0-4	0-1	L1
Michigan State	1-6	.143	1-2	0-4	0-4	L1	3-7	.300	3-3	0-4	0-0	

STARTERS BY POSITION

OFFENSE

Pos.	#	Player	Starts
QB	9	Luke Altmyer	9
	4	John Paddock	1
RB	23	Reggie Love III	5
	3	Kaden Feagin	4
	0	Josh McCray	1
WR	1	Isaiah Williams	10
	14	Casey Washington	9
	13	Pat Bryant	7
TE	89	Tip Reiman	10
	85	Tanner Arkin	3
	88	Henry Boyer	1
OL	54	Julian Pearl	10
	64	Josh Kreutz	10
	78	Isaiah Adams	10
	72	Zy Crisler	9
	73	Josh Gesky	7
	71	Hunter Whitenack	3
	66	Jordyn Slaughter	1

DEFENSE

Pos.	#	Player	Starts
DL	4	Jer’Zhan Newton	9
	6	Denzel Daxon	9
	88	Keith Randolph Jr.	8
	48	Bryce Barnes	2
LB	8	Tarique Barnes	6
	28	Dylan Rosiek	6
	39	Kenenna Odeluga	5
	34	Ryan Meed	1
	41	James Kreutz	1
OLB	49	Seth Coleman	10
	17	Gabe Jacas	8
	90	Alec Bryant	1
DB	10	Miles Scott	10
	3	Tahveon Nicholson	9
	14	Xavier Scott	9
	0	Nicario Harper	6
	20	Tyler Strain	5
	21	Clayton Bush	3
	5	Zach Tobe	2
	7	Matthew Bailey	1

SPECIAL TEAMS

Pos.	#	Player	Starts
K	5	Caleb Griffin	10
P	19	Hugh Robertson	10
LS	36	Lane Hansen	10

CAREER STARTS ILLINOIS GAMES ONLY

PLAYER	’23	’22	’21	’20	’19	TOT
Pearl, Julian	10	12	11	4	--	37
Newton, Jer’Zhan	9	13	11	3	--	36
Williams, Isaiah	10	13	5	4	--	32
Barnes, Tarique	6	13	10	2	0	31
Coleman, Seth	10	12	3	4	0	29
Randolph, Keith	7	12	7	0	0	26
Reiman, Tip	10	13	3	0	--	26
Adams, Isaiah	10	13	--	--	--	23
Washington, Casey	9	3	5	1	5	23
Crisler, Zy	9	13	--	--	--	22
Bryant, Pat	7	11	3	--	--	21
Nicholson, Tahveon	9	10	2	--	--	21
Jacas, Gabe	8	8	--	--	--	16
Scott, Miles	10	0	1	--	--	11
Altmyer, Luke	9	--	--	--	--	9
Kreutz, Josh	10	--	--	--	--	10
Scott, Xavier	9	1	--	--	--	10
Daxon, Denzel	9	--	--	--	--	9
Love III, Reggie	5	1	0	0	--	6
Gesky, Josh	7	--	--	--	--	7
Harper, Nicario	6	--	--	--	--	6
Rosiek, Dylan	6	--	--	--	--	6
Strain, Tyler	5	1	--	--	--	6
Barnes, Bryce	2	0	0	2	--	4
Arkin, Tanner	3	--	--	--	--	3
Feagin, Kaden	4	--	--	--	--	4
Odeluga, Kenenna	4	--	--	--	--	4
Slaughter, Jordyn	1	1	0	1	--	3
Whitenack, Hunter	3	--	--	--	--	3
Bailey, Matthew	1	1	--	--	--	2
Bush, Clayton	3	--	--	--	--	3
McCray, Josh	1	0	1	--	--	2
Tobe, Zach	2	--	--	--	--	2
Barlev, Zach	0	0	1	--	--	1
Boyer, Henry	1	--	--	--	--	1
Bryant, Alec	1	--	--	--	--	1
Holmes, Ezekiel	0	1	--	--	--	1
Kreutz, James	1	--	--	--	--	1
Meed, Ryan	1	--	--	--	--	1
Paddock, John	1	--	--	--	--	1

-- = Redshirted/did not play/not on squad; 0 = Played, didn’t start

THE LAST TIME (TEAM)

	Illinois	Opponent
80 points:	87 vs. Illinois Wesleyan (87-3), 10/5/1912	--
70 points:	79 vs. Illinois State (79-6), 9/16/1944	70, Michigan (70-21), 11/7/1981
60 points:	65 at Michigan (65-67), 11/6/2010	63, Maryland (63-33), 10/27/2018
50 points:	55 vs. Minnesota (55-31), 11/3/2018	56, at Penn State (21-56), 12/19/2020
40 points:	48 vs. Indiana, 11/11/2023	45, Indiana (48-45), 11/11/2023
Allowed 0 points:	vs. Chattanooga, (31-0) 09/22/2022	vs. Wisconsin (0-24), 10/9/2021
Allowed 0 points in 2nd half:	at Nebraska (26-9) 10/29/2022	Nebraska (7-20), 10/6/23
Did not score a touchdown:	vs. Iowa (9-6) 10/8/2022	Iowa (6-9) 10/8/2022
400 rushing yards:	430 vs. Minnesota, 11/3/2018	411, at Northwestern, 12/12/2020
300 rushing yards:	357 at Penn State 10/23/2021	330, at Indiana, 09/2/2022
200 rushing yards:	223 vs. Wisconsin, 10/21/2023	253, at Penn State, 12/19/2020
Three 70+ yard runs:	3 (72, 72, 77) vs. Minnesota, 11/3/2018	
Fewer than 100 rushing yards:	75 at Minnesota, 11/4/2023	93, Minnesota, 11/4/2023
Fewer than 50 yards rushing:	35 vs. Mississippi State, 1/2/2023	49, Nebraska, 10/6/2023
Fewer than 20 yards rushing:	19 vs. Nebraska 10/6/2023	2, Wisconsin, 10/1/2022
Negative yards net rushing:	-27 vs. Arizona, 9/18/1993	-10, Murray State, 9/3/2016
One first down:		Missouri, 9/10/1994
Zero first downs:		Michigan, 10/27/1934
400 passing yards:	507 vs. Indiana, 11/11/2023	423, at Virginia, 9/11/2021
300 passing yards:	507 vs. Indiana, 11/11/2023	330, at Indiana, 9/2/2022
Fewer than 100 passing yards:	80 at Minnesota 11/3/2021	38, Minnesota, 10/15/2022
4 TD catches by tight ends:	4 vs. Miami (Ohio), 9/28/2013	
700 total net yards:	723 vs. Illinois-Normal, 9/16/1944	712, Maryland, 10/27/2018
600 total net yards:	662 vs. Indiana, 11/11/2023	674, vs. Nebraska, 9/21/2019
500 total net yards:	662 vs. Indiana, 11/11/2023	539, Kansas, 9/8/2023
400 total net yards:	662 vs. Indiana, 11/11/2023	451, Indiana, 11/11/2023
Fewer than 200 total net yards:	93 vs. Wisconsin 10/9/2021	180, Minnesota 10/15/2022
Fewer than 100 total net yards:	93 vs. Wisconsin 10/9/2021	96, South Dakota State, 9/10/2011
9+ sacks in a game:	9 at Purdue, 11/3/2001	
6+ sacks in a game:	6 at Minnesota 11/3/2021	6, Kansas, 9/8/2023
No sacks allowed:	vs. #3 Michigan 11/19/2022	7, vs. Mississippi State, 1/2/2023
Back-to-back games with no sacks allowed:	vs. Iowa, 10/8/2022 and vs. Minnesota, 10/16/2022	
15+ TFL in a game:	15 vs. San Jose St., 9/21/2002	
10+ TFL in a game:	11 vs. Iowa 10/8/2022	10, vs. Mississippi State, 1/2/2023
10+ passes broken up:	11 vs. Florida Atlantic, 9/23/2023	
Forced 5+ turnovers:	5 at Nebraska, 11/21/2020	
Turned ball over 5+ times:	5 vs. Penn State, 9/16/2023	
No turnovers:	vs. Wisconsin 10/22/2023	
Back-to-back games with no turnovers:	at Nebraska, 11/21/2020 and vs. Iowa, 12/5/2020	
Two successful two-point conversions:	at Kansas (2), 9/8/2023	Northwestern (2), 11/29/2014
Five field goals:	5 vs. Wisconsin, 10/20/2001	
Missed extra point kick:	vs. Indiana, 11/11/2023	Indiana, 11/11/2023
Blocked two kicks:	2 at South Florida, 9/15/2017	
Blocked two punts:	2 vs. Indiana, 10/23/2010	
Entire game without punting:	vs. Miami (Ohio), 9/28/2013	
No penalties:	vs. Wisconsin 10/9/2021	at Nebraska, 10/1/2016
A successful on-side kick:	vs. Penn State, 11/22/2014	
Overtime game:	Win vs. Indiana, 48-45 (OT), 11/11/2023	
Overtime game at home:	Win vs. Indiana, 48-45 (OT), 11/11/2023	
A game with a weather delay:	at South Florida, 9/15/2017 (0:37 delay)	
A game was postponed:	vs. Kent State, 9/4/2015 (2:50 delay)	
	Eventually postponed and played next day on 9/5/2015	

THE LAST TIME (INDIVIDUAL)

	Illinois	Opponent
Rushing		
300 yards rushing:	330, Mikel Leshoure vs. Northwestern, 11/20/2010	
250 yards rushing:	257, Chase Brown vs. Charlotte, 10/2/2021	256, Jordan Canzeri, Iowa, 10/10/2015
200 yards rushing:	223, Chase Brown at Penn State 10/23/21	224, Mohamed Ibrahim, Minnesota, 11/7/2020
150 yards rushing:	180, Chase Brown vs. Minnesota 10/15/2022	224, Mohamed Ibrahim, Minnesota, 11/7/2020
Back-to-back 175-yard rushing games:	Rashard Mendenhall (189 vs. Ball State, 10/27/2007 & 201 at Minnesota, 11/3/2007)	
Back-to-back 150-yard rushing games:	Chase Brown (151 vs. Wyoming, 8/27/2022 & 199 at Indiana, 9/2/2022)	
Three consecutive 140-yard rushing games:	Chase Brown (146 vs. Iowa, 10/8/22; 180 vs. Minnesota, 10/15/22; 149 at Nebraska, 10/29/22)	
10+ consecutive 100-yard rushing games:	Chase Brown, 11/27/2021-11/5/2022 (10 games)	
Two rushers with 175 yards:	Harvey (215), Havard (175) vs. Middle Tennessee, 9/12/1998	
Two rushers with 100 yards:	C. Brown. (223) and McCray (142) at Penn State, 10/23/2021	Mellusi (145), Allen (131), Wisconsin 10/9/2021
80+ yard rushing play:	80, Chase Brown vs. Charlotte, 10/2/2021	
75+ yard rushing play:	77, Reggie Corbin vs. Minnesota, 11/3/2018 (3rd quarter)	79, Justin Jackson, vs. Northwestern, 11/25/17
Two 40+ runs in one quarter:	56 and 56 (2nd), Kendrick Foster vs. Murray State, 9/3/2016	Carlos Hyde (51, 55 in 4th), Ohio State, 11/16/2013
True-freshman rushed for 100 yards:	Josh McCray, 156 at Purdue, 9/25/2021	
True-freshman rushed for 100 yards in first career game:	E.B. Halsey, 139 vs. Missouri, 8/30/2003	
40 rushing attempts:	41, Chase Brown vs. Minnesota, 10/15/2022	
30 rushing attempts:	33, Chase Brown vs. Michigan State, 11/5/2022	
Two rushers with 2 TDs:	Corbin (2) & Bush, Jr. (2) vs. Minnesota, 11/3/2018	
8 TDs rushing:	Howard Griffith (8) vs. Southern Illinois, 9/22/1990	
4 TDs rushing:	Antoineo Harris (4) vs. Indiana, 10/27/2002	
3 TDs rushing:	Tommy DeVito (3) at Wisconsin, 10/1/2022	
2+ TDs rushing by a QB:	Luke Altmyer (2) at Kansas, 9/8/2023	
Receiving		
200 yards receiving:	200, Isaiah Williams vs. Indiana, 11/11/2023	246, Roy Roundtree, Michigan, 11/6/2010
150 yards receiving:	200, Isaiah Williams vs. Indiana, 11/11/2023	156, Cam Camper, Indiana, 9/2/2022
100 yards receiving:	Bryant (131) and Williams (200) vs. Indiana, 11/11/2023	137, Donaven McCulley, Indiana, 11/11/2023
Two 100-yard receivers:	Bryant (131) and Williams (200) vs. Indiana, 11/11/2023	Cam Camper (156), D.J. Matthews Jr (109), at Indiana, 9/2/2022
Running back with 100+ yards receiving:	100, Josh Ferguson vs. Northwestern, 10/27/2015	
70+ yard pass play:	83, Josh Imatorbhebhe from Brandon Peters at Michigan State, 11/9/2019	75, Penn State (Sean Clifford to Jahan Dotson), 12/19/2020
60+ yard pass play:	67, Isaiah Williams from John Paddock vs. Indiana, 11/11/2023	62, Virginia (Brennan Armstrong to Lavel Davis Jr.), 9/10/2022
50+ yard pass play:	67, Isaiah Williams from John Paddock vs. Indiana, 11/11/2023	62, Virginia (Brennan Armstrong to Lavel Davis Jr.), 9/10/2022
10+ receptions:	13, Isaiah Williams vs. Minnesota, 11/4/2023	11, Donaven McCulley, Indiana, 11/11/2023
Two receivers with 2 TDs:	Will Judson and Chris Duval vs. Missouri, 8/30/2008	
Three receiving TDs:	A.J. Jenkins (3) vs. Northwestern, 10/1/2011	
Offensive lineman caught a pass:	Jeff Allen, (1 rec., 2 yds) vs. Southern Illinois, 9/11/2010	
Offensive lineman scored a TD:	Corey Lewis, fumble recovery in end zone at Indiana, 11/9/2013	
Passing		
600 yards passing:	621, Dave Wilson at Ohio State, 11/8/1980	
500 yards passing:	507, John Paddock vs. Indiana, 11/11/2023	
400 yards passing:	507, John Paddock vs. Indiana, 11/11/2023	405, Brennan Armstrong, at Virginia, 9/11/2021
300 yards passing:	507, John Paddock vs. Indiana, 11/11/2023	330, Connor Bazelak, at Indiana, 9/2/2022
Consecutive 300-yard passing games:	N. Scheelhaase at Penn State (321, 11/2/2013) and at Indiana (450, 11/9/2013)	
Three consecutive 300-yard passing games:	Jason Verduzco vs. East Carolina (352, 8/31/1991), at Missouri (431, 9/14/1991) and vs. Houston (341, 9/21/1991)	
6 TDs passing:	Dave Wilson (6) at Ohio State, 11/8/1980	
5 TDs passing:	Nathan Scheelhaase (5) vs. Miami (Ohio), 9/28/2013	Brennan Armstrong (5) at Virginia, 9/11/2021
4 TDs passing:	John Paddock (4) vs. Indiana, 11/11/2023	Brennan Armstrong (5) at Virginia, 9/11/2021
3 TDs passing:	John Paddock (4) vs. Indiana, 11/11/2023	Brendan Sorsby (3) Indiana, 11/11/2023
Two 65-plus yard TD passes in the same game:	N. Scheelhaase, 77 & 67 yds to A.J. Jenkins at Indiana, 10/8/11	
10+ consecutive completions in a game:	John Paddock (10) vs. Indiana 11/11/2023	
Back-to-back games w/ 10+ consecutive completions:	Tommy DeVito (10) at Indiana, 9/2/2022 and (13) vs. Virginia, 9/10/2022	
Non-QB with passing TD:	Trenard Davis (WR) vs. Penn State, 9/21/2018	Trey Potts (RB) vs. Penn State, 9/16/2023

THE LAST TIME (INDIVIDUAL)

	Illinois	Opponent
Defense		
20 Tackles:	J Lemar (20) vs. Missouri, 9/1/2007	
19 Tackles:	Clayton Fejedelem (19) vs. Wisconsin, 10/24/2015	
4 interceptions:	Mike Gow (4) vs. Stanford, 9/21/1974	
3 interceptions:	Eugene Wilson (3) vs. Penn State, 11/10/2001	
2 interceptions:	Sydney Brown (2), Devon Witherspoon (2) at Northwestern, 11/22/2022	
3+ sacks in a game:	Seth Coleman (3.0) at Maryland, 10/14/2023	
5+ TFLs in a game:	Isaiah Gay (5.5) at Iowa, 11/20/21	
4+ TFLs in a game:	Isaiah Gay (5.5) at Iowa, 11/20/21	
4+ PBUs in a game:	Devon Witherspoon (4) vs. Nebraska, 8/28/2021	
3+ PBUs in a game:	Xavier Scott (3) vs. Wisconsin, 10/21/2023	Isaac Gifford (3), Nebraska, 10/6/2023
3+ PBUs in back-to-back games:	Devon Witherspoon (3) at Indiana, 9/2/22 and (3) vs. Virginia, 9/10/22	
Interception by a lineman:	Keith Randolph, vs. Chattanooga, 9/22/2022	
Interception return for TD:	Miles Scott (48 yards) vs. Toledo, 9/3/2023	Tyler Coyle (52 yards), at UConn, 9/7/2019
Two players with interception returns for TD in a game:	Pat Nixon-Youman (68 yards), Jonathan Brown (66 yards) vs. Indiana, 10/23/2010	
Fumble recovery for TD:	Sydney Brown (53 yards) at Northwestern, 11/26/2022	Malik Langham, Purdue, 9/30/2023
Fumble recovery TD, INT TD, 2 INTs in one game:	Sydney Brown at Northwestern, 11/26/2022	
Two defensive touchdowns:	Sydney Brown (1 INT TD, 1 FR TD) at Northwestern, 11/26/2022	
Safety:	Kerby Joseph special teams tackle vs. Nebraska 8/28/2021	Team (tackle in end zone), Minnesota, 10/29/2016
Defensive extra point:	Nate Hobbs (75 yards) at USF, 9/15/2017	
Total Offense/All-Purpose		
500 yards total offense:	503, Juice Williams vs. Minnesota, 10/11/2008	
400 yards total offense:	499, John Paddock vs. Indiana, 11/11/2023	
300 yards passing and 100 yards rushing:	431 (310-121), Juice Williams at Michigan, 10/4/2008	
300 all-purpose yards:	328, A.J. Jenkins vs. Northwestern, 10/1/2011	
200 all-purpose yards:	207, Isaiah Williams vs. Indiana, 11/11/2023	
4 total TDs:	John Paddock (4 pass) vs. Indiana, 11/11/2023	
2 TDs in 1 minute:	Ke'Shawn Vaughn at Purdue (3rd quarter), 11/7/2015	
Special Teams		
5 field goals:	Doug Higgins (5) vs. Michigan State, 10/20/1990	
4 field goals:	James McCourt (4) vs. Northwestern, 11/27/21	Jake Moody, #3 Michigan 11/19/2022
3 field goals:	Caleb Griffin (3) vs. Indiana, 11/11/2023	Alex Felkins, Penn State, 9/16/2023
Made 50+ yard field goal:	Caleb Griffin (53) at Purdue, 9/30/2023	
Three 50+ yard field goals:	--	Tim Douglas (51, 58, 51), Iowa, 9/26/1998
Blocked a punt:	Ashton Hollins at Purdue, 9/30/2023	
Blocked punt for a touchdown:	Dawson DeGroot (block), Stanley Green (TD) vs. Western Illinois, 9/8/2018	A.J. Epenesa (19 yards), Iowa, 11/17/2018
Blocked two field goals:	Terrell Washington vs. NIU, 9/8/2001	
Blocked two PATs:	Rob Bain at Penn State, 10/31/2015	
Blocked a field goal:	Jer'Zhan Newton vs. Penn State, 9/16/2023	
Blocked a PAT:	Jer'Zhan Newton vs. Indiana, 11/11/2023	
Punt return for TD:	V'Angelo Bentley (67 yards) vs. Ohio State, 11/16/2013	K. Groenewed (61 yards), Iowa, 11/17/2018
Kickoff return for TD:	V'Angelo Bentley (100 yards) vs. Southern Illinois, 8/31/2013	C. Jones (100 yards), Iowa, 11/20/21
Blocked FG returned for TD:	Travis Williams (66 yards) vs. Illinois State, 9/6/2003	
Two-point conversion:	2 at Kansas, 9/8/2023 (McCray rush; Altmeyer pass to Love III)	Wisconsin, 10/21/23 (Nowakowski pass)
Two two-point conversions in the same game:	2 at Kansas, 9/8/2023 (McCray rush; Altmeyer pass to Love III)	

TEAM/INDIVIDUAL COMBINED STATISTICS

Team Results

	Date	Opponent		Score	Att.
	09/02/2023	Toledo	W	30-28	48899
	09/08/2023	at Kansas	L	23-34	45089
*	09/16/2023	Penn St.	L	13-30	49099
	09/23/2023	Fla. Atlantic	W	23-17	53512
*	09/30/2023	at Purdue	L	19-44	59510
*	10/06/2023	Nebraska	L	7-20	46703
*	10/14/2023	at Maryland	W	27-24	35580
*	10/21/2023	Wisconsin	L	21-25	54205
*	11/04/2023	at Minnesota	W	27-26	42906
*	11/11/2023	Indiana	Wot1	48-45	53157

Rushing

Player	gp	att	gain	loss	net	avg	td	lg	avg/g
Kaden Feagin	9	95	441	3	438	4.6	2	25	48.7
Reggie Love III	6	75	422	25	397	5.3	3	61	66.2
Luke Altmeyer	9	94	464	182	282	3.0	3	72	31.3
Josh McCray	5	43	162	6	156	3.6	2	14	31.2
Aidan Laughery	8	13	61	2	59	4.5	1	19	7.4
Isaiah Williams	10	10	32	1	31	3.1	0	5	3.1
Griffin Moore	10	1	0	1	-1	-1.0	0	0	-0.1
John Paddock	5	6	3	15	-12	-2.0	0	2	-2.4
Team	10	4	0	5	-5	-1.3	0	0	-0.5
Total	10	341	1585	240	1345	3.9	11	72	134.5
Opponents	10	386	1776	233	1543	4.0	15	43	154.3

Passing

Player	gp	effc	comp-att-int	pct	yds	td	lg	avg/g
Luke Altmeyer	9	131.9	175-270-10	64.8	1883	13	54	209.2
John Paddock	5	190.4	39-62-1	62.9	729	6	67	145.8
Team	10	0.0	0-1-0	0.0	0	0	0	0.0
Total	10	142.4	214-333-11	64.3	2612	19	67	261.2
Opponents	10	132.2	198-338-5	58.6	2336	19	48	233.6

Receiving

Player	gp	no.	yds	avg	td	lg	avg/g
Isaiah Williams	10	68	893	13.1	5	67	89.3
Pat Bryant	10	36	515	14.3	6	46	51.5
Casey Washington	10	32	394	12.3	1	33	39.4
Tip Reiman	10	15	171	11.4	3	42	17.1
Griffin Moore	10	11	148	13.5	1	46	14.8
Kaden Feagin	9	9	116	12.9	1	54	12.9
Ashton Hollins	10	8	106	13.3	0	30	10.6
Hank Beatty	10	8	65	8.1	0	26	6.5
Reggie Love III	6	6	36	6.0	0	11	6.0
Josh McCray	5	6	30	5.0	0	10	6.0
Malik Elzy	7	5	52	10.4	1	19	7.4
Kenari Wilcher	8	4	41	10.3	0	31	5.1
Henry Boyer	10	3	20	6.7	0	9	2.0
Aidan Laughery	8	2	24	12.0	0	12	3.0
Tanner Arkin	10	1	1	1.0	1	1	0.1
Total	10	214	2612	12.2	19	67	261.2
Opponents	10	198	2336	11.8	19	48	233.6

Game Records

Record	Overall	Home	Away	Neutral
ALL GAMES	5-5	3-3	2-2	0-0
CONFERENCE	3-4	1-3	2-1	0-0
NON-CONFERENCE	2-1	2-0	0-1	0-0

Team Statistics

	ILLINI	OPP
First Downs	207	229
Rushing	69	90
Passing	122	110
Penalty	16	29
Rushing Yardage	1345	1543
Rushing attempts	341	386
Average per rush	3.9	4.0
Average per game	134.5	154.3
TDs Rushing	11	15
Passing Yardage	2612	2336
Comp-Att-Int	214-333-11	198-338-5
Average per pass	7.8	6.9
Average per catch	12.2	11.8
Average per game	261.2	233.6
TDs Passing	19	19
Total offense	3957	3879
Average per play	5.9	5.4
Average per game	395.7	387.9
Kick returns: #-Yards	17-333	21-415
Punt returns: #-Yards	10-134	12-82
Int returns: #-Yards	5-48	11-93
Fumbles-Lost	13-8	16-8
Penalties-Yards	72-686	57-473
Punts-Avg	46-41.8	43-41.1
Time of possession / game	28:28	31:31
3rd-down conversion	48/133	67/148
4rd-down conversion	12/21	8/15
PAT-attempts	(21-23) 91%	(28-30) 93%
2-point conversion-attempts	(2-7) 29%	(2-5) 40%

Interceptions

Player	no.	yds	avg	td	lg
Xavier Scott	2	0	0.0	0	0
Miles Scott	1	48	48.0	1	48
Nicario Harper	1	0	0.0	0	0
Mac Resetch	1	0	0.0	0	0
Total	5	48	9.6	1	48
Opponents	11	93	8.5	0	39