

FIGHTING ILLINI

FOOTBALL



ILLINOIS FIGHTING ILLINI (4-6, 3-4) at #18 IOWA HAWKEYES (8-2, 5-2)

Saturday, Nov. 20, 2021 // 1 p.m. CT // FS1
Iowa City, Iowa // Kinnick Stadium



GAME DAY INFO

TV | FS1

- » Adam Alexander (play-by-play) and Devin Gardner (analyst)

RADIO | Busey Bank Illini Sports Network

- » Brian Barnhart (play-by-play), Martin O'Donnell (analyst), Michael Martin (sideline), and Steve Kelly (pregame/halftime/postgame)
- » The broadcast can be heard live on **TuneIn** online radio, **Sirius, XM, SiriusXM Internet**, and at **FightingIllini.com**.



GAME DAY

- » FightingIllini.com/gameday

SOCIAL MEDIA

- » Twitter: @IlliniFootball
- » Instagram: @IlliniFootball
- » Facebook: /IlliniFootball

ALL-TIME SERIES vs. IOWA

Series: Illinois leads, 38-36-2

Last: #24 Iowa 35, Illinois 21 (12/5/2020)

Streak: Iowa W7

at Iowa City: Illinois trails, 18-19-2

Bielema vs. Iowa: 3-2

ILLINOIS FIGHTING ILLINI (4-6, 3-4)

Aug. 28	Nebraska	W, 30-22
Sept. 4	UTSA	L, 30-37
Sept. 11	at Virginia	L, 14-42
Sept. 17	Maryland	L, 17-20
Sept. 25	at Purdue	L, 9-13
Oct. 2	Charlotte	W, 24-14
Oct. 9	Wisconsin	L, 0-24
Oct. 23	at #7 Penn State	W, 20-18 (9 OT)
Oct. 30	Rutgers	L, 14-20
Nov. 6	at -/#20 Minnesota	W, 14-6
Nov. 20	at #18/#19 Iowa	1 p.m. CT (FS1)
Nov. 27	Northwestern	TBA

Rankings are AP poll/CFP Poll

Illini Back on the Road

- Illinois heads to Iowa City for its third ranked road game in the Illini's last four games.
- With wins at Penn State (#7 AP) and at Minnesota (#20 CFP), the Illini are one of four teams to win two AP/CFP ranked road games this season (Boise State, Fresno State, Mississippi State).
- Iowa will be Illinois' 7th bowl-eligible opponent, tied for the sixth-most bowl opponents in the nation.

Defensive Improvement

- Illinois announced a contract extension for defensive coordinator Ryan Walters on Sunday, after Walters has helped Illinois have one of the best defensive turnarounds in all of college football.
- Illinois' defense has made a 13.3-point improvement from last season (34.9 ppg to 21.6 ppg), the second-best improvement in the nation behind Michigan (18.4). The 13.3 ppg improvement is the program's best improvement since 1963 (26.0 ppg to 10.3 ppg = 15.7 ppg).
- Illinois has allowed 17.6 points in Big Ten games, third-best in the conference. That's an 11-spot jump from last year, when Illinois finished last with 34.9 points allowed per Big Ten game.
- Illinois' 17.3 ppg improvement in Big Ten games is second-best conference-only improvement in the nation, behind only UTEP (19.8).
- Illinois has held nine of its 10 opponents under their season scoring average.
- Illinois' total defense has improved by 77.4 yards per game (467.3 to 389.9).
- Illinois' scoring defense (97th to 35th), total defense (114th to 74th), and third-down defense (89th to 42nd) have all improved 40 or more spots in the national rankings.
- Illinois has held opponents to 24 points or fewer in seven straight games for the first time since an eight-game stretch that spanned the final five games of the 2002 season and the first three games of the 2003 season. Last year's Illini team allowed 24 points or fewer twice in eight games.
- Illinois has allowed only 29 points (9.7) in regulation of its three Big Ten road games this season, including only three TDs in Big Ten road games.
- Illinois has allowed only 2.1 yards per carry in Big Ten road games this year (90 carries, 189 yards) and only 0.7 yards per carry in the fourth quarter of those games (19 carries, 14 yards).
- Illinois leads the nation in fewest points off turnovers allowed (6).
- Illinois is 19th in the nation and third in the Big Ten in fumbles recovered (8).
- Illinois is 17th in the nation third in the Big Ten in turnover margin (+0.7).

Chase Brown Chases History

- Chase Brown has 145+-yard rushing games in two straight road games (at #7 Penn State, at #20 Minnesota), becoming the first Illini with two 145-yard rushing games on the road since 2007 when Rashard Mendenhall had 214 at Indiana and 201 at Minnesota.
- Brown's 223 rushing yards at Penn State were the most ever by an opponent at Beaver Stadium and the fourth-most ever against Penn State.
- Brown's 223-yard game marked his second game of the season with 200+ yards (257 vs. Charlotte). He joined Howard Griffith (1990) and Rashard Mendenhall (2007) as the only players in Illinois program history with multiple 200-yard rushing games in a single season.
- Brown's 147 rushing yards at Minnesota were the most by an opponent at Minnesota since 2017.
- Brown is the first Illini in history to run for 220+ yards twice in a career. He did it in the span of three games this season.
- Brown led the nation in yards after contact in Week 8 with 145 at Penn State, according to PFF. He has led the nation in yards after contact twice in a four-week span in October and he is the only running back to lead the nation in yards after contact twice this season.
- Brown is one of five players in FBS to have two 200-yard rushing games this season.
- Brown is 13th in the nation and second in the Big Ten in rushing yards per game (106.4)
- Brown has 1,409 rushing yards for his career at Illinois. He sits at No. 29 on Illinois' all-time career rushing list. Brown also tallied 352 yards as a freshman at Western Michigan.

Late Losses

- Four of Illinois' six losses have come when Illinois had a chance to win on its final drive.
 - » vs. UTSA - Drive stopped at the 30 with 0:00 left while trailing by 7
 - » vs. Maryland - Loss on a 32-yard field goal with 0:00 left
 - » at Purdue - Drive stopped at the 19 with 0:40 left while trailing by 4
 - » vs. Rutgers - Drive stopped at the 34 with 1:08 left while trailing by 6

QUICK FACTS

UNIVERSITY INFORMATION

Location: Urbana-Champaign (135,000)
Founded: 1867
Enrollment: 56,299
Colors: Orange & Blue
Nickname: Fighting Illini
Conference: Big Ten (West Division)
President: Timothy L. Killeen
Chancellor: Robert J. Jones
Director of Athletics: Josh Whitman
Stadium: Memorial Stadium (FieldTurf – 60,670)

COACHING STAFF

Head Coach: Bret Bielema (First season at Illinois)

Assistant Coaches:

Ryan Walters: Defensive Coordinator
Tony Petersen: Offensive Coordinator/Quarterbacks
George McDonald: Asst. Head Coach/Wide Receivers
Kevin Kane: Assoc. Head Coach/Outside Linebackers
Bart Miller: Offensive Line
Andy Buh: Linebackers
Terrance Jamison: Defensive Line
Aaron Henry: Defensive Backs
Ben Miller: Special Teams Coordinator/Tight Ends
Cory Patterson: Running Backs

FOOTBALL INFORMATION

2020 Record: 2-6, 2-6 (7th Big Ten West Division)

Letterwinners Returning/Lost: 44/6

Offense Letterwinners Returning/Lost: 25/3

Defense Letterwinners Returning/Lost: 16/3

Special Teams Letterwinners Returning/Lost: 3/0

Starters Returning/Lost: 18/4

Offense Starters Returning/Lost: 9/2

Defense Starters Returning/Lost: 9/2

All-Time Record (Years): 614-606-51 (131) entering 2021

All-Time Big Ten (Years): 348-444-32 (125) entering 2021

Memorial Stadium (Years): 276-246-14 (98) entering 2021

Big Ten Championships (Last): 15 (2001)

National Championships (Last): 5 (1951)

Bowl Appearances (Last): 19 (2019 Redbox Bowl)

ATHLETICS COMMUNICATION

KENT BROWN, Assoc. Director of Athletics, Media Relations

Phone: 217-244-6533 (o) / 217-493-9795 (c)

Email: kwbrown3@illinois.edu

BRETT MOORE, Asst. Director of Athletics Communication

Phone: 309-212-6367 (c)

Email: btmoore3@illinois.edu

SAM ANDERSON, Intern

Email: ska4@illinois.edu

TWITTER: @IlliniStats

CREDENTIAL WEBSITE: FightingIllini.com/media

FIGHTINGILLINI.COM

COLLEGEPRESSBOX.COM

Collegepressbox is the official media website for Division I football. Access and download game notes, quotes, statistics, media guides, headshots, logos and more for all FBS schools, conferences, postseason games, awards and the College Football Playoff. For access, please register for an account at collegepressbox.com/register

TEAM NOTES

The Longest Game in College Football History

- Illinois won the longest game in college football history, a 20-18 victory at #7 Penn State 10/23/21 in nine overtimes, breaking the previous record of seven overtimes.
- Illinois was named the National Team of the Week by the Football Writers Association of America.
- The victory over #7 Penn State was Illinois' second in a row over a top-10 opponent (vs. #6 Wisconsin, 24-23, 10/19/2019).
- It was Illinois' first road win over a ranked opponent since 11/10/2007 at #1 Ohio State (28-21).
- The win marked the 100th career victory for head coach Bret Bielema.
- The Fighting Illini outgained the Nittany Lions 395-227 including a 357-62 edge in rushing yards and an advantage in time of possession of 36:25 to 23:35.
- Illinois' 357 rushing yards were the most ever by an opponent in a Big Ten game at Beaver Stadium.

Ground Game

- Illinois lined up with seven offensive linemen for 24 snaps at Penn State, leading to the most ever rushing yards by an opposing team at Beaver Stadium in a Big Ten game (357 rushing yards). The "barge" package produced 129 yards (5.4 yards/carry) and nine first downs.
- Illinois is 4-0 when it runs the ball 46+ times.
- Brown has two of the nation's top 13 rushing games of the season. He and Michigan State's Kenneth Walker III are the only running backs with two of the top 12 highest rushing games.
- Brown rushed for a career-high 257 yards against Charlotte, the fourth-most in a game in Illinois history, and 223 yards at Penn State, the seventh-most in a game in Illinois history.
- Brown's 257 yards are the fifth-most by a running back in college football this season. Only LSU's Tyrion Davis-Price (287 vs. Florida), Ohio State's TreVeyon Henderson (277 vs. Tulsa), BYU's Tyler Allgeier (266 vs. Virginia) and Michigan State's Kenneth Walker III (264 vs. Northwestern) have had more in a game this season.
- Brown's 257 yards were the most by a RB coached by Bret Bielema in his 13 years as a head coach.
- Brown led the nation in yards after contact in Week 8 with 145 at Penn State, according to PFF. He has led the nation in yards after contact twice in a four-week span in October and he is the only running back to lead the nation in yards after contact twice this season.
- Brown had 200 yards after contact against Charlotte according to PFF, the most yards after contact in all of college football in Week 5 and third-most yards after contact in a game this season (Michigan State's Kenneth Walker III, 206 after contact vs. Northwestern ... USC's Keaontay Ingram, 238 after contact at Arizona).
- Josh McCray ran for a career-best 156 yards on 24 carries against Purdue 9/25/21. It was the fifth-most rushing yards by a true freshman in program history, and the most by a true freshman running back since Ke'Shawn Vaughn recorded 180 yards at Purdue 11/7/2015.
- McCray had 144 yards after contact at Purdue according to PFF, the second-most yards after contact in Week 4 and tied for the 25th-most yards after contact in a game this season. He had another 100 yards after contact at Penn State.
- McCray's 156 rushing yards at Purdue are the third most by a true freshman this season (Ohio State's TreVeyon Henderson, 277 vs. Tulsa ... Wisconsin's Braelon Allen, 173 vs. Northwestern).
- McCray's 156 rushing yards at Purdue are the most by a true freshman in a road game this year.

Offensive Line Notes

- Illinois is 9th in the nation in run blocking grade, according to PFF (84.0).
- Doug Kramer is the No. 27 graded center in the nation according to PFF (74.1) (min. 400 snaps). Kramer has the No. 19 run blocking grade in the nation among centers (77.8).
- Alex Palczewski is the No. 39 graded tackle in the nation according to PFF (78.1) (min. 400 snaps), although he played guard in the last three games. Palczewski has the No. 9 run blocking grade in the nation among tackles (88.3).
- Vederian Lowe is the No. 33 graded tackle in the nation according to PFF (79.0) (min. 400 snaps). Lowe was the highest graded offensive lineman in the nation in Week 5 against Charlotte (93.7).

Quarterbacks Turned Wide Receivers

- Isaiah Williams and Deuce Spann have both transitioned from quarterback to wide receiver in 2021 and have become Illinois' top two leading receivers.
- Isaiah Williams leads the team in receptions (38) and receiving yards (376).
- Williams is second among Power-5 freshmen in receptions (38), behind only Texas' Xavier Worthy (49). Williams ranks eighth in the nation in receptions among freshmen.
- Williams is 18th in the Big Ten in receptions per game (3.8).
- Deuce Spann is fifth on the team in receiving yards (124), tied for second on the team in receiving touchdowns (2), and leads the team in yards per catch (24.8).
- Two of Deuce Spann's four catches have been 30+-yard touchdowns: 31-yard TD against UTSA and a 33-yard TD against Virginia.

TEAM NOTES

Carney on a Roll

- Owen Carney Jr. has 6.5 sacks on the season, ranking fifth in the Big Ten in sacks.
- Carney is ninth in Illini history in career sacks with 16.0.
- Carney has already surpassed his career high for sacks in a season (5.0, 2020).

Kerby's Emergence

- Kerby Joseph is the only player in the nation with 4+ interceptions and 3+ fumble recoveries.
- Joseph is fifth in the nation in interceptions (4).
- Joseph is second in the nation in fumble recoveries (3).
- Joseph is one of only three Illini since 1971 to record 4+ interceptions and 3+ fumble recoveries in a single season.
- Joseph is only the second Big Ten player in the last five years to record 4+ interceptions and 3+ fumble recoveries in a single season (Christian Izien, Rutgers, 2020).
- Joseph's three fumble recoveries are tied for the 10th-most in Illinois history (stat since 1971).
- Joseph had either an interception or a fumble recovery in five straight games from Sept. 11-Oct. 9.

Lowe, Palczewski Break Starts Record

- Illinois offensive linemen Vederian Lowe and Alex Palczewski both have 50 career starts, breaking the Illinois career starts record previously held by QB Nathan Scheelhaase (2010-13), C Ryan McDonald (2005-08), and OL Tim Simpson (1988-91), who all had 48 career starts.

Man of the Year

- Vederian Lowe is one of 20 semifinalists for the Jason Witten Man of the Year Award, the college football version of the NFL's Walter Payton Man of the Year Award.
- Lowe and his wife Haylee have two children, Kingston and Trey.
- Lowe adopted his younger brother, Vydalis, after the passing of their mother, Veneka, and officially gained guardianship in July 2021.

Special Teams Notes

- Illinois is 12th in the nation in net punting (43.0).
- P Blake Hayes is one of 10 semifinalists for the Ray Guy Award.
- Illinois is 12th in the nation in kickoff return defense (15.0).
- K James McCourt hit two field goals from 50+ yards against UTSA, giving him six for his Illini career and moving him past former teammate Chase McLaughlin (2014-18) for the Illini career record. McCourt became the first Illini to hit two field goals from 50+ yards in a single game, then added to his own record with a 51-yard field goal at Purdue 9/25/21.

True Freshman Starters

- Josh McCray became the first true freshman to start at running back for the Illini since Ra'Von Bonner at Minnesota (10/21/2017) when he started at Purdue 9/25/21. Bonner and Mike Epstein each started three games as freshmen during the 2017 season. McCray ran for a career-most 156 yards on 24 carries against the Boilermakers.
- Freshman WR Pat Bryant also earned the first of his Illini career at Purdue then started again against Charlotte and Minnesota. Bryant is the 14th Illini in program history to start 3+ games at wide receiver as a true freshman.
- The combination of Bryant and RB Josh McCray starting at Purdue marked the first time that the Illini offense has started two true freshman since QB M.J. Rivers and WR Carlos Sandy started against Penn State (9/21/18). Bryant also made the most of his opportunity, recording 25 yards on three receptions, both career-best totals.
- McCray became the first true freshman running back to score a touchdown for Illinois since Ra'Von Bonner (at Minnesota, 10/21/2017) when he scored against Maryland.

(Super) Seniors

- Illinois has 41 seniors, including 21 super seniors who received an extra year due to COVID-19.
- Illinois' 21 super seniors are the most in Power-5.
- Illinois' 20 other seniors still have one year of eligibility remaining following this season - if they choose to use it - and are listed as juniors on the roster.
- The Fighting Illini roster features 28 student-athletes that already earned bachelor's degrees, the most of any team in the nation.
- Illinois returned 10 four-time letterwinners, tied for the second-most in the nation (Toledo, USC) behind only Ball State (11).
- Illinois returned 21 of the 26 student-athletes listed as seniors on the 2020 roster.
- Illinois returned 18 scholarship seniors from last year's roster, the most of any Power-5 team.

CAREER STARTS

PLAYER	'21	'20	'19	'18	'17	'16	TOT
Lowe, Vederian	10	8	13	12	7	--	50
Palczewski, Alex	10	4	13	12	11	--	50
Kramer, Doug	10	5	12	12	8	--	46
Brown, Sydney	10	6	10	10	--	--	36
Hansen, Jake	5	8	9	12	--	1	35
Adams, Tony	9	6	10	7	2	--	34
Carney Jr., Owen	10	8	0	8	0	--	26
Peters, Brandon	7	5	11	--	--	--	23
Martin, Jartavius	8	2	5	8	--	--	23
Barker, Daniel	5	5	8	3	--	--	21
Gay, Isaiah	5	3	5	3	2	--	18
Witherspoon, Devon	8	6	3	--	--	--	17
Woods, Jamal	1	3	5	4	4	--	16
Tolson, Khalan	6	6	4	0	--	--	16
Perry, Roderick	8	6	--	--	--	--	14
Brown, Chase	7	6	0	0	--	--	13
Newton, Jer'Zhan	9	3	--	--	--	--	12
Pearl, Julian	8	4	--	--	--	--	12
Ford, Luke	10	2	--	--	--	--	12
Navarro, Donny	2	3	6	--	--	--	11
Barnes, Tarique	8	2	0	--	--	--	10
Joseph, Kerby	8	0	2	0	--	--	10
Epstein, Mike	1	3	0	2	3	--	9
Washington, Casey	3	1	5	--	--	--	9
Brown, Verdis	0	8	0	--	--	--	8
Coleman, Seth	4	4	0	--	--	--	8
Hightower, Brian	1	7	--	--	--	--	8
Pihlstrom, Alex	5	2	0	--	--	--	7
Williams, Isaiah	3	4	--	--	--	--	7
Marchese, Michael	1	2	0	3	0	--	6
Badovinac, Jack	5	--	--	--	--	--	5
Randolph, Keith	5	0	0	--	--	--	5
Jeresaty, Blake	4	--	--	--	--	--	4
Sandy, Carlos	4	0	0	1	--	--	4
Bryant, Pat	3	--	--	--	--	--	3
Robinson, Matt	--	1	2	0	--	--	3
Reiman, Tip	3	0	--	--	--	--	3
Sitkowski, Artur	3	--	--	--	--	--	3
Avery, Calvin	0	2	--	--	--	--	2
Barnes, Bryce	0	2	--	--	--	--	2
Campbell, Dalevon	1	1	0	--	--	--	2
Nicholson, Tahveon	2	--	--	--	--	--	2
Barlev, Zach	1	--	--	--	--	--	1
Hart, Calvin	1	--	--	--	--	--	1
McCray, Josh	1	--	--	--	--	--	1
McEachern, Alec	1	0	0	0	--	--	1
Norwood, Jakari	1	0	0	0	--	--	1
Pate, Deon	0	0	0	1	--	--	1
Scott, Miles	1	--	--	--	--	--	1
Slaughter, Jordyn	0	1	--	--	--	--	1
Smith, Kendall	1	0	0	0	--	--	1
Taylor, Coran	0	1	0	--	--	--	1

-- = Redshirted/did not play/not on squad; 0 = Played, didn't start

2021 ILLINOIS FOOTBALL ROSTER

NO.	NAME	POS.	HT.	WT.	ELIG.*	HOMETOWN/LAST SCHOOL
0	Josh McCray	RB	6-1	240	Fr.	Enterprise, Ala./Enterprise
1	Kionte Curry	DB	6-0	195	Fr.	Mims, Fla./Cocoa
1	Isaiah Williams	WR	5-10	180	R-Fr.	St. Louis, Mo./Trinity Catholic
2	Chase Brown	RB	5-11	205	So.	London, Ontario/Western Michigan
2	Daniel Edwards	DB	5-11	160	Fr.	Winter Park, Fla./Winter Park
3	Jakari Norwood	RB	5-10	185	So.	Pompano Beach, Fla./Deerfield Beach
3	DD Snyder II	DB	6-0	175	Fr.	Tampa, Fla./Tampa Catholic
4	KhMari Thompson	WR	6-1	210	So.	Lawrenceville, Ga./Central Gwinnett
5	Caleb Griffin	K/WR	6-3	225	So.	Danville, Ill./Danville
5	Calvin Hart Jr.	LB	6-1	230	So.	Fort Lauderdale, Fla./American Heritage/North Carolina State
6	Tony Adams	DB	6-0	205	Sr.	Belleville, Ill./St. Louis University HS
6	Deuce Spann	WR	6-4	195	R-Fr.	St. Petersburg, Fla./Lakewood
7	Brian Hightower	WR	6-3	215	Jr.	Los Angeles, Calif./IMG Academy (Fla.)/Miami (Fla.)
7	Kendall Smith	DB	6-1	200	Sr.	Bolingbrook, Ill./Bolingbrook
8/10	Jafar Armstrong	WR	6-1	220	Jr.	Lee's Summit, Mo./Bishop Miege/Notre Dame
8	Eddie Smith	DB	6-0	200	So.	Slidell, La./Salmen/Alabama
9	Artur Sitkowski	QB	6-5	225	So.	Old Bridge, N.J./IMG Academy (Fla.)/Rutgers
9	Coran Taylor	DB	6-2	200	So.	Peoria, Ill./Peoria
10	Desmond Dan Jr.	WR	6-3	195	Sr.	Checotah, Okla./Checotah/New Mexico State
10/9	Tahveon Nicholson	DB	5-11	175	R-Fr.	Jacksonville, Fla./Lee
11	Carlos Sandy	WR	5-9	185	So.	Dania Beach, Fla./Cardinal Gibbons
12	Matt Robinson	QB	6-1	190	So.	San Clemente, Calif./J Serra Catholic
13	Pat Bryant	WR	6-3	195	Fr.	Jacksonville, Fla./Atlantic Coast
14	Blake Hayes	P	6-6	225	Sr.	Melbourne, Australia/Brighton
14	Casey Washington	WR	6-2	190	So.	Round Rock, Texas/Pflugerville
15	Prince Green	DB	6-3	205	Fr.	Griffin, Ga./Griffin
15	Ty Lindenman	WR	5-6	165	R-Fr.	Shawnee, Kan./Shawnee Mission Northwest
16	Samari Collier	QB	6-2	230	Fr.	Dallas, Texas/DeSoto
17	James McCourt	K	6-1	215	Sr.	Parkland, Fla./St. Thomas Aquinas
17	Ryan Johnson	QB	6-4	200	Jr.	Green Bay, Wis./Ashwaubenon/Northern Michigan
18	Brandon Peters	QB	6-5	230	Sr.	Avon, Ind./Avon/Michigan
19	Dalevon Campbell	WR	6-4	215	So.	Missouri City, Texas/Fort Bend Marshall
19	Hugh Robertson	P	6-2	230	R-Fr.	Melbourne, Australia/Assumption College Kilmore
20	Tyler Strain	DB	5-9	175	Fr.	Pace, Fla./Pace
21	Jartavius Martin	DB	6-0	195	Jr.	Lehigh Acres, Fla./Lehigh Acres
22	Chase Hayden	RB	5-10	205	Jr.	Memphis, Tenn./Saint George's Independent/Arkansas/East Carolina
23	Reggie Love III	RB	5-11	195	R-Fr.	St. Louis, Mo./Trinity Catholic
24	Nick Fedanzo	RB	6-0	205	R-Fr.	Lombard, Ill./Montini Catholic
24	Prather Hudson	DB	5-11	205	Sr.	Columbus, Ga./Brookstone/Georgia
25	Kerby Joseph	DB	6-1	200	Jr.	Orlando, Fla./Jones
26	Mike Epstein	RB	6-0	205	Jr.	Ft. Lauderdale, Fla./St. Thomas Aquinas
26	DJ Johnson	OLB	6-4	225	Fr.	Snellville, Ga./South Gwinnett
27	Matthew Bobak	RB	5-11	190	R-Fr.	Hinsdale, Ill./Hinsdale Central
27	Mike Manning	DB	5-8	190	So.	Frankfort, Ill./Lincoln-Way East/Butler
28	Dylan Rosiek	LB	6-1	215	Fr.	East Lake, Fla./East Lake
29	Christian Bobak	DB	6-0	195	Sr.	Hinsdale, Ill./Hinsdale Central
30	Sydney Brown	DB	6-0	200	Jr.	London, Ontario/St. Stephens Episcopal School (Fla.)
31	Devon Witherspoon	DB	6-0	180	So.	Pensacola, Fla./Pine Forest
32	Tailon Leitzsey	DB	6-0	185	Sr.	Laurel, Md./Riverside/Missouri Baptist University
33	Ezekiel Holmes	OLB	6-5	245	So.	Wichita Falls, Texas/Hirschi
34	Ryan Meed	LB	6-1	225	R-Fr.	Brooklyn, N.Y./Canarsie
35	Jake Hansen	LB	6-1	235	Sr.	Tarpon Springs, Fla./East Lake
36	Lane Hansen	LS	6-0	220	Fr.	East Lake, Fla./East Lake
36	Ben Schultz	OLB	6-3	230	R-Fr.	Champaign, Ill./Central
37	Jaden Jones-Watkins	DB	6-0	185	So.	Fisher, Ill./Fisher
38	Isaac Darkangelo	LB	6-1	235	R-Fr.	Brighton, Mich./Detroit Catholic Central
39	Aidan Hall	LS	6-2	205	R-Fr.	Glen Ellyn, Ill./Benet Academy
39	Kenenna Odeluga	LB	6-1	225	Fr.	South Holland, Ill./Mount Carmel

2021 ILLINOIS FOOTBALL ROSTER

40	Shammond Cooper	OLB	6-2	220	R-Fr.	St. Louis, Mo./Trinity Catholic
40	Lucas Althaus	TE	6-6	230	Fr.	Alpha, Ill./Alwood
41	Preston Engel	TE	6-0	260	So.	Normal, Ill./Normal Community
41	Joriell Washington	DB	6-2	200	Fr.	Fort Myers, Fla./Fort Myers Senior
42	Michael Marchese	TE	6-4	235	Sr.	Vernon Hills, Ill./Stevenson
42	Luke Zardzin	LB	6-0	205	Fr.	Mount Prospect, Ill./Prospect
43	Griffin Moore	TE	6-4	245	R-Fr.	Bloomington, Ill./Bloomington
43	Marko Rajkovic	OLB	6-4	235	Fr.	Franklin, Wis./Franklin
44	Tarique Barnes	LB	6-1	230	So.	Memphis, Tenn./Cordova
45	Khalan Tolson	LB	6-0	220	Jr.	St. Petersburg, Fla./Admiral Farragut Academy
46	Alec McEachern	LB	6-1	225	Jr.	Plainfield, Ill./Benet Academy
48	Bryce Barnes	OLB	6-2	255	So.	Gibson City, Ill./Gibson City-Melvin-Sibley
48	Mike Cerniglia Jr.	TE	6-3	245	R-Fr.	Madison, Wis./Memorial/Northern Illinois
49	Seth Coleman	OLB	6-5	235	R-Fr.	Melbourne, Fla./Holy Trinity Episcopal Academy
49	Max Rosenthal	TE	6-2	260	Jr.	Glencoe, Ill./New Trier/Michigan State
51	Sean Coghlan	LB	6-0	220	Jr.	Chicago, Ill./St. Rita
52	Verdis Brown	DL	6-4	345	So.	Chicago, Ill./IMG Academy (Fla.)
53	Devin Hale	OL	6-0	310	Fr.	Springfield, Ill./Sacred Heart-Griffin
54	Julian Pearl	OL	6-6	310	So.	Danville, Ill./Danville
54	Kalen Villanueva	LB	6-1	210	Fr.	Falls Church, Va./Justice
55	Blake Jeresaty	OL	6-2	305	Sr.	Charleston, S.C./Bishop England/Wofford
55	Sed McConnell	DL	6-2	280	Fr.	Atlanta, Ga./Westlake
56	Ethan Tabel	LS	6-0	230	Sr.	Barrington, Ill./Barrington
57	Evan Kirts	OL	6-5	300	R-Fr.	Evergreen Park, Ill./Brother Rice
59	Josh Plohr	OL	6-3	300	R-Fr.	St. Louis, Mo./Christian Brothers College HS
62	Terry Zapf	OL	6-6	310	So.	Winnetka, Ill./New Trier/Williams (Mass.)
63	Alex Palczewski	OL	6-6	315	Sr.	Mount Prospect, Ill./Prospect
64	Josh Kreutz	OL	6-2	280	Fr.	Bannockburn, Ill./Loyola Academy
65	Doug Kramer	OL	6-2	305	Sr.	Hinsdale, Ill./Hinsdale Central
66	Jordyn Slaughter	OL	6-5	320	So.	Belleville, Ill./Althoff Catholic
67	Brody Wisecarver	OL	6-5	300	Fr.	Chesterfield, Mo./Osage
68	Zachary Barlev	OL	6-5	300	Fr.	Bolingbrook, Ill./Plainfield East
69	Moses Okpala	OL	6-7	295	R-Fr.	St. Louis, Mo./Ladue Horton Watkins
70	Tommy Cronin	OL	6-4	305	R-Fr.	Oak Park, Ill./Oak Park River Forest
72	Jack Badovinac	OL	6-1	300	Sr.	Wilmette, Ill./Loyola Academy/Colgate
73	Josh Gesky	OL	6-5	300	Fr.	Manteno, Ill./Manteno
75	Alex Pihlstrom	OL	6-6	300	Jr.	Glen Ellyn, Ill./Glenbard West
79	Vederian Lowe	OL	6-6	320	Sr.	Rockford, Ill./Auburn
80	Peyton Vining	WR	6-2	200	Jr.	Bradenton, Fla./Saint Stephens/Denison
82	Luke Ford	TE	6-6	260	Jr.	Carterville, Ill./Carterville/Georgia
83	Keion Battle	WR	6-1	190	R-Fr.	Plainfield, Ill./Oswego East/Northern Illinois
84	Owen Hickey	WR	6-2	180	R-Fr.	Des Plaines, Ill./Saint Viator
85	Miles Scott	WR	5-11	195	Fr.	Dolton, Ill./Thornton Fractional North
86	Donny Navarro III	WR	5-11	185	Jr.	Naperville, Ill./Neuqua Valley/Valparaiso
87	Daniel Barker	TE	6-4	250	Jr.	Fort Lauderdale, Fla./Deerfield Beach
88	Keith Randolph Jr.	DL	6-5	270	R-Fr.	Belleville, Ill./Belleville West
89	Tip Reiman	TE	6-5	250	R-Fr.	Rapid City, S.D./O'Gorman
90	Alec Bryant	OLB	6-3	240	R-Fr.	Pearland, Texas/Shadow Creek
91	Jamal Woods	DL	6-2	290	Sr.	Hueytown, Ala./Hueytown
92	Isaiah Gay	OLB	6-3	245	Sr.	Nashville, N.C./Northern Nash
93	Calvin Avery	DL	6-2	335	Jr.	Dallas, Texas/Bishop Dunne
94	Jer'Zhan Newton	DL	6-2	290	R-Fr.	St. Petersburg, Fla./Clearwater Central Catholic
96	Roderick Perry II	DL	6-2	315	Sr.	Raleigh, N.C./Cary/South Carolina State
98	Deon Pate	DL	6-2	265	Jr.	Jacksonville, Fla./Trinity Christian Academy
99	Owen Carney Jr.	OLB	6-3	275	Sr.	Miami, Fla./Miami Central

* - Denotes eligibility ... Fr. and R-Fr. differentiates between true and second- or third-year freshmen

NOTE: Pronunciations are listed on page 29

OFFENSIVE LINE



72 JACK BADOVINAC

OL, 6-1, 300, SR.

WILMETTE, ILL. / LOYOLA ACADEMY / COLGATE

- » Started 33 games at Colgate
- » Three-time All-Patriot League first team
- » Helped Loyola to the 2015 8A Illinois state title
- » Graduated with a degree in political science from Colgate in 2021
- » Enrolled in the strategic brand communication master's program



55 BLAKE JERESATY

OL, 6-2, 305, SR.

CHARLESTON, S.C. / BISHOP ENGLAND / WOFFORD

- » 2021 Phil Steele Preseason All-Big Ten fourth team
- » Played in 35 games with 29 games started at center during Wofford career (2017-19)
- » Missed last season after having surgery when the Big Ten first cancelled the season
- » Graduated with a degree in economics and finance from Wofford
- » Enrolled in the finance master's program



65 DOUG KRAMER

C, 6-2, 305, SR.

HINSDALE, ILL. / HINSDALE CENTRAL

- » Kramer, Hayes, and Hansen are the first three-time captains in Illinois history
- » Grew up an Illini fan and attended games as a child
- » Allowed just two sacks over his last 33 games played (2,269 total snaps and 1,086 pass block snaps)
- » No. 27 graded center in the country by PFF (74.1) this season
- » No. 8 graded center in the nation and No. 3 in Power-5 by PFF (79.2) in 2019



79 VEDERIAN LOWE

OL, 6-6, 320, SR.

ROCKFORD, ILL. / AUBURN HS

- » 44 straight starts entering the Iowa game and 50 career starts, tied for the most in Illinois history
- » No. 33 graded tackle in the country by PFF (79.0) this season
- » Jason Witten Collegiate Man of the Year semifinalist (1 of 20 in the nation)
- » Two sons: Kingston Lowe (born in June 2019) and Trey Carter Lowe (born in May 2021)
- » Gained legal guardianship of his younger brother, Vydalis Cockrell, in July 2021



63 ALEX PALCZEWSKI

OL, 6-6, 315, SR.

MOUNT PROSPECT, ILL. / PROSPECT

- » No. 39 graded tackle in the country by PFF (78.1) this season
- » 50 career starts, tied for the most in Illinois history with Vederian Lowe
- » Missed the final four games of 2020 with a knee injury
- » Most of his extended family lives in Poland



54 JULIAN PEARL

OL, 6-6, 310, SO.

DANVILLE, ILL. / DANVILLE

- » Has played both tackle and guard in 2021
- » Started three games at right tackle in 2020 after Alex Palczewski was injured
- » Played basketball in high school
- » Majoring in sociology



75 ALEX PIHLSTROM

OL, 6-6, 300, JR.

GLEN ELLYN, ILL. / GLENBARD WEST

- » Converted from tight end to offensive line prior to 2020 season
- » Former walk-on was awarded a scholarship in November 2020
- » Helped Glenbard West to the 2015 7A Illinois state title

START STATISTICS

YEAR	TEAM	G	START
2017	GATE	11	8
2018	GATE	12	12
2019	GATE	11	11
2020	GATE	2	2
2021	ILL	10	6
CAREER		46	39

START STATISTICS

YEAR	TEAM	G	START
2017	WOFF	11	5
2018	WOFF	12	12
2019	WOFF	12	12
2020	ILL	DNP - Injury	
2021	ILL	10	3
CAREER		45	32

START STATISTICS

YEAR	TEAM	G	START
2017	ILL	8	8
2018	ILL	12	12
2019	ILL	12	12
2020	ILL	5	5
2021	ILL	9	9
CAREER		46	46

START STATISTICS

YEAR	TEAM	G	START
2017	ILL	8	7
2018	ILL	12	12
2019	ILL	13	13
2020	ILL	8	8
2021	ILL	10	10
CAREER		51	50

START STATISTICS

YEAR	TEAM	G	START
2017	ILL	12	11
2018	ILL	12	12
2019	ILL	13	13
2020	ILL	4	4
2021	ILL	10	10
CAREER		51	50

START STATISTICS

YEAR	TEAM	G	START
2019	ILL	3	0
2020	ILL	7	3
2021	ILL	10	8
CAREER		20	11

START STATISTICS

YEAR	TEAM	G	START
2019	ILL	1	0
2020	ILL	8	2
2021	ILL	10	5
CAREER		19	7



OFFENSIVE LINE

Veteran Offensive Line Room

- The offensive line returned three starters from its main offensive line in 2020. Senior **Doug Kramer** (Hinsdale, Ill.), senior **Vederian Lowe** (Rockford, Ill.), senior **Alex Palczewski** (Mount Prospect, Ill.) lead the line. 2020 starter **Verdis Brown** (Chicago, Ill.) switched to defensive line in 2021.
- Illinois returned 131 career FBS offensive line starts at the start of 2021, including 80 combined starts between its two tackles: OT Vederian Lowe (40), OT Alex Palczewski (40 - 29 at tackle), C Doug Kramer (37), OG-turned-DL Verdis Brown (8), OT Julian Pearl (4), OG Alex Pihlstrom (2).
- At the start of the season, Illinois was the only team in the country with three offensive linemen with 35+ career starts.
- At the start of the season, Illinois returned 193 career Division I (FBS/FCS) starts on its offensive line, the most in the nation by 13 starts, with the addition of **Blake Jeresaty** and **Jack Badovinac**.
 - » OL **Blake Jeresaty** (Charleston, S.C.) started 29 games at center for FCS Wofford before transferring to Illinois in 2020.
 - » OL **Jack Badovinac** (Wilmette, Ill.) started 33 games for FCS Colgate before transferring to Illinois in 2020.
- Lowe and Palczewski both own the Illinois record for career starts (50).
- Five Illini have earned All-Big Ten honors or all-conference honors elsewhere in their career.
 - » Kramer (2019 and 2020 Big Ten honorable mention)
 - » Lowe (2020 Big Ten honorable mention)
 - » Palczewski (2019 Big Ten third team and 2018 Big Ten honorable mention)
 - » Jeresaty (2019 Southern Conference first team and All-American – at Wofford)
 - » Badovinac (2018, 2019, 2021 All-Patriot League first team – at Colgate)



MOST STARTS IN ILLINOIS HISTORY

PLAYER	STARTS
1. Vederian Lowe, OL (2017-21)	50
Alex Palczewski, OL (2017-21)	50
3. Nathan Scheelhaase, QB (2010-13)	48
Ryan McDonald, C (2005-08)	48
Tim Simpson, OL (1988-91)	48
6. Mason Monheim, LB (2012-15)	47
Jeff Allen, OL (2008-11)	47
Bucky Babcock, OL (2001-04)	47
Tony Pashos, OL (1999-2002)	47
10. Doug Kramer, OL (2017-21)	46

MOST RETURNING DIV. I O-LINE STARTS

entering the 2021 season

TEAM	FBS/FCS OL STARTS
1. Illinois	193
2. Minnesota	180
3. Miami (Fla.)	159
4. Arkansas State	157

MOST RETURNING FBS O-LINE STARTS

entering the 2021 season

TEAM	FBS OT STARTS
1. Minnesota	180
2. Miami (Fla.)	159
3. Michigan State	151
4. Arkansas State	149
5. Wyoming	145
6. SMU	142
7. Coastal Carolina	137
Georgia State	137
9. Illinois	131
Liberty	131

MOST FBS TACKLE STARTS AMONG A DUO

entering the 2021 season

TEAM	FBS OT STARTS
1. Illinois	69
Vederian Lowe (40)/Alex Palczewski (29)	
2. Southern Miss	66
Arvin Fletcher (47)/Khalique Washington (19)	

QUARTERBACKS



17 RYAN JOHNSON

QB, 6-4, 200, JR.

GREEN BAY, WIS. / ASHWAUBENON / NORTHERN MICHIGAN

- » Completed 203 passes for 1,263 yards and eight touchdowns as a sophomore at Northern Michigan
- » Completed 122 passes for 1,581 yards and nine touchdowns as a freshman at Northern Michigan
- » Transferred to Illinois with two years of eligibility remaining



18 BRANDON PETERS

QB, 6-5, 230, SR.

AVON, IND. / AVON / MICHIGAN

- » 2021 Johnny Unitas Golden Arm watch list
- » Attended the prestigious Manning Passing Academy in July 2021
- » Earned bachelor's degree in general studies from Michigan in June 2019
- » Graduated from Illinois' recreation, sport, and tourism master's program in December 2020
- » Threw for a career-high 368 yards and three touchdowns against Michigan State 11/9/19 in a 25-point comeback, the biggest comeback in Illinois history, to win 37-34 on a last second touchdown pass
- » Played in 10 games for Michigan from 2017-18 with four starts (all four starts were in 2017)
- » No. 34 recruit in the nation, No. 3 pro style quarterback in the nation coming out of Avon HS (Ind.) by 247Sports Composite



12 MATT ROBINSON

QB, 6-1, 190, SO.

SAN CLEMENTE, CALIF. / J SERRA CATHOLIC

- » Father, Jeoff, played football at Pacific (Calif.) from 1975-76 when former Illinois head coach Ron Turner was a wide receiver for the Tigers
- » Uncle, Greg Robinson, was a long-time NFL and college football coach
- » Three-star recruit by 247Sports Composite coming out of J Serra Catholic (Calif.)



9 ARTUR SITKOWSKI

QB, 6-5, 225, SO.

OLD BRIDGE, N.J. / IMG ACADEMY (FLA.)

- » Out for the season after an injury to his left arm at Penn State required surgery
- » Career-high three passing touchdowns against UTSA 9/4/21
- » Big Ten Offensive Player of the Week 8/30/21 following 12-of-15, 124 yards, two touchdown performance vs. Nebraska 8/28/21
- » Stepped in for injured Brandon Peters in his first career game for Illinois in the season opener against Nebraska 8/29/21
- » Fourth season of college football, but has only used one year of eligibility
- » Started 13 games at Rutgers (11 in 2018, 2 in 2019)
- » Four-star recruit and rated the nation's No. 9 pro-style quarterback by ESPN.com in high school
 - » Transferred to IMG Academy (Fla.) for his senior season

PASSING STATISTICS

YEAR	TEAM	G	CMP	ATT	PCT	YDS	YDS/A	TDS	INT	SACKED	YDS
2017	NMU	11	122	203	60.1	1,581	7.8	9	4	-	-
2018	NMU	DNP	-	-	-	-	-	-	-	-	-
2019	NMU	10	101	204	49.5	1,263	6.2	6	6	-	-
2020	NMU	DNP	-	-	-	-	-	-	-	-	-
2021	ILL	-	-	-	-	-	-	-	-	-	-
CAREER		21	223	407	54.8	2,844	7.0	17	10	-	-

PASSING STATISTICS

YEAR	TEAM	G	CMP	ATT	PCT	YDS	YDS/A	TDS	INT	SACKED	YDS
2017	MICH	6	57	108	52.8	672	6.2	4	2	7	57
2018	MICH	4	1	2	50.0	8	4.0	0	1	0	0
2019	ILL	11	152	275	55.3	1,884	6.9	18	8	24	179
2020	ILL	5	39	80	48.8	429	5.4	3	0	4	25
2021	ILL	8	61	110	55.5	680	6.2	4	1	12	96
CAREER		34	310	575	53.9	3,673	6.4	29	12	47	357

RUSHING/RECEIVING STATISTICS

YEAR	TEAM	G	RUSH	YDS	AVG	TD	REC	YDS	AVG	TD
2017	MICH	6	17	-36	-2.1	0	0	0	-	0
2018	MICH	4	-	-	-	0	0	0	-	0
2019	ILL	11	74	213	2.9	3	0	0	-	0
2020	ILL	5	24	136	5.7	1	0	0	-	0
2021	ILL	8	29	-12	-0.4	0	0	0	-	0
CAREER		34	144	301	2.1	4	0	0	-	0

PASSING STATISTICS

YEAR	TEAM	G	CMP	ATT	PCT	YDS	YDS/A	TDS	INT	SACKED	YDS
2018	ILL	3	3	6	50.0	11	1.8	0	1	1	7
2019	ILL	8	42	77	54.5	475	6.2	1	0	14	106
2020	ILL	2	3	4	75.0	22	5.5	0	0	2	4
CAREER		13	48	87	55.2	508	5.8	1	1	17	117

RUSHING/RECEIVING STATISTICS

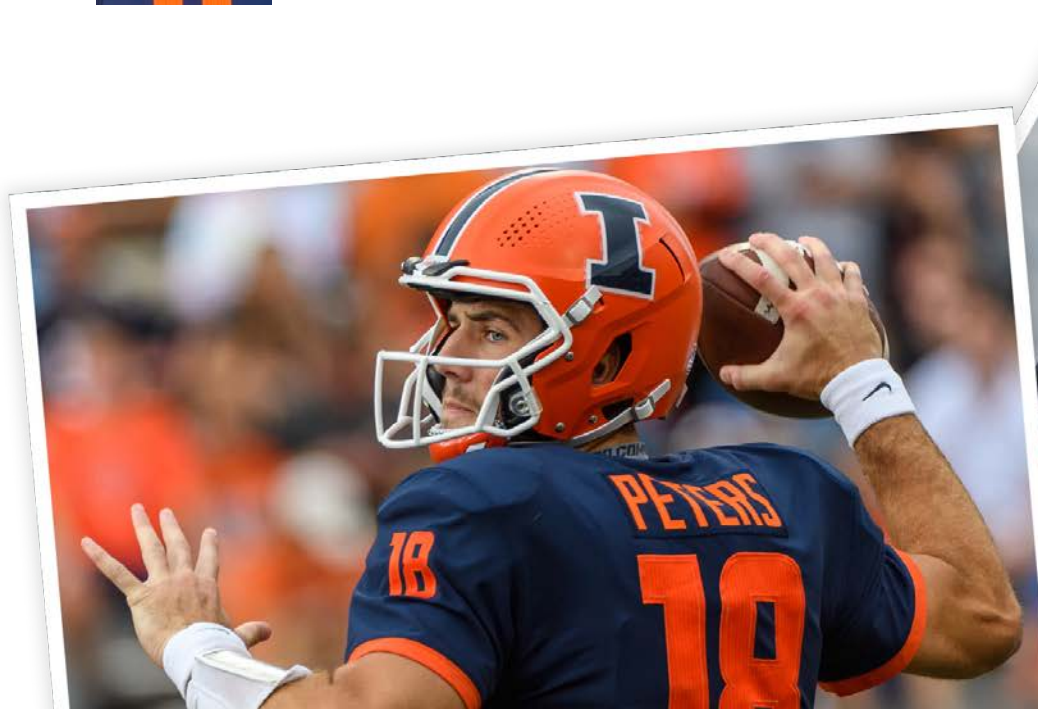
YEAR	TEAM	G	RUSH	YDS	AVG	TD	REC	YDS	AVG	TD
2018	ILL	3	8	24	3.0	0	0	0	-	0
2019	ILL	8	30	-45	-1.5	1	0	0	-	0
2020	ILL	2	4	5	1.3	0	0	0	-	0
CAREER		13	42	-16	-0.4	1	0	0	-	0

PASSING STATISTICS

YEAR	TEAM	G	CMP	ATT	PCT	YDS	YDS/A	TDS	INT	SACKED	YDS
2018	RUT	11	134	273	49.1	1,158	4.2	4	18	12	96
2019	RUT	3	44	68	64.7	429	6.3	1	2	2	14
2020	RUT	4	52	81	64.2	444	5.5	3	0	6	33
2021	ILL	5	74	148	50.0	704	4.8	6	2	8	48
CAREER		23	304	570	53.3	2,735	4.8	14	22	28	191

RUSHING/RECEIVING STATISTICS

YEAR	TEAM	G	RUSH	YDS	AVG	TD	REC	YDS	AVG	TD
2018	RUT	11	22	-66	-3.0	0	0	0	-	0
2019	RUT	3	8	-7	-0.9	0	0	0	-	0
2020	RUT	4	14	2	0.1	0	0	0	-	0
2021	ILL	5	26	31	1.2	0	0	0	-	0
CAREER		23	70	-40	-0.6	0	0	0	-	0



RUNNING BACKS



2 CHASE BROWN

RB, 5-11, 205, SO.

LONDON, ONTARIO, CANADA / ST. STEPHENS EPISCOPAL (FLA.) / WESTERN MICHIGAN

- » 27th in the nation and fifth in the Big Ten in yards per carry (5.95)
- » One of only three Illini ever to have two 200-yard rushing games in one season (Mendenhall, Griffith)
- » 257 rushing yards vs. Charlotte 10/2/21 was the fourth-most in Illinois history
- » Identical twin brother, Sydney, is a safety for the Illini
- » Played in four games and redshirted the 2019 season, his first at Illinois



22 CHASE HAYDEN

RB, 5-10, 205, JR.

MEMPHIS, TENN. / ST. GEORGE'S INDEPENDENT / ARKANSAS / EAST CAROLINA

- » Started his collegiate career at Arkansas in 2017 for head coach Bret Bielema
- » Rushed for 120 yards in his debut against Florida A&M for Arkansas
- » Father, Aaron Hayden, rushed for over 2,000 yards at Tennessee from 1991-94 and played four years in the NFL after being drafted in the fourth round in 1995



23 REGGIE LOVE II

RB, 5-11, 195, R-FR.

ST. LOUIS, MO. / TRINITY CATHOLIC

- » Played for head coach Cory Patterson, who is now Illinois' running backs coach, during his first two high school seasons
- » Four-star recruit by Rivals, three-star recruit by 247 and ESPN



0 JOSH MCCRAY

RB, 6-1, 240, FR.

ENTERPRISE, ALA. / ENTERPRISE

- » Seventh in the Big Ten in yards per carry (5.22)
- » 142 rushing yards at #7 Penn State were the most ever by an Illini true freshman against a Top 25 team
- » High school coach was Jed Kennedy, the same high school coach as Bielema product Melvin Gordon
- » Heavily recruited as a linebacker
- » Offers included Arkansas, Kentucky, Mississippi, South Carolina, Tennessee, and Washington State



3 JAKARI NORWOOD

RB, 5-10, 195, SO.

POMPANO BEACH, FLA. / DEERFIELD BEACH

- » High school teammate of Illinois TE Daniel Barker
- » Cousin, Lamar Jackson, played football at Louisville and was the 2016 Heisman Trophy winner

RUSHING/RECEIVING STATISTICS

YEAR	TEAM	G	RUSH	YDS	AVG	TD	REC	YDS	AVG	TD
2018	WMU	13	71	352	5.0	0	10	75	7.5	0
2019	ILL	4	3	18	6.0	0	0	0	-	0
2020	ILL	8	104	540	5.2	3	7	64	9.1	0
2021	ILL	8	143	851	6.0	4	12	123	10.3	0
CAREER		33	321	1761	5.5	7	29	262	9.0	0

RUSHING/RECEIVING STATISTICS

YEAR	TEAM	G	RUSH	YDS	AVG	TD	REC	YDS	AVG	TD
2017	ARK	7	61	326	5.3	4	1	23	23.0	0
2018	ARK	12	57	251	4.4	1	11	61	5.5	0
2019	ARK	4	12	39	3.3	0	4	12	3.0	0
2020	ECU	3	16	62	3.9	0	1	31	31.0	0
2021	ILL	2	5	18	3.6	0	0	0	-	0
CAREER		28	151	696	4.6	5	17	127	7.5	0

RUSHING/RECEIVING STATISTICS

YEAR	TEAM	G	RUSH	YDS	AVG	TD	REC	YDS	AVG	TD
2020	ILL	3	10	12	1.2	0	0	0	-	0
2021	ILL	5	42	117	2.8	0	2	12	6.0	0
CAREER		8	52	129	2.5	0	2	12	6.0	0

RUSHING/RECEIVING STATISTICS

YEAR	TEAM	G	RUSH	YDS	AVG	TD	REC	YDS	AVG	TD
2021	ILL	9	94	491	5.2	1	1	40	40.0	0
CAREER		9	94	491	5.2	1	1	40	40.0	0

RUSHING/RECEIVING STATISTICS

YEAR	TEAM	G	RUSH	YDS	AVG	TD	REC	YDS	AVG	TD
2018	ILL	3	5	29	5.8	0	1	11	11.0	0
2019	ILL	6	15	94	6.3	0	2	-1	-0.5	0
2020	ILL	1	2	1	0.5	0	0	0	-	0
2021	ILL	9	27	120	4.4	0	4	8	2.0	0
CAREER		19	49	244	5.0	0	7	18	2.6	0

ILLINOIS RECORDS

MOST RUSHING YARDS IN A GAME

1. Mikel Leshoure at Northwestern, 11/20/2010 330
2. Robert Holcombe at Minnesota, 11/16/1996 315
3. Howard Griffith vs. Northwestern, 11/24/1990 263
4. Chase Brown vs. Charlotte, 10/2/2021 257
5. Jim Grabowski vs. Wisconsin, 11/14/1964 239
6. Red Grange at Pennsylvania, 10/31/1925 237
7. Chase Brown at #7 Penn State, 10/23/2021 223

MOST RUSHING YARDS IN A GAME BY A TRUE FRESHMAN

1. Rocky Harvey vs. Middle Tennessee, 9/12/1998 215
2. Ke'Shawn Vaughn at Purdue, 11/7/2015 180
3. Mitchell Brookins at Northwestern, 11/17/1979 180
4. Jason Ford vs. Indiana, 10/18/2008 172
5. Josh McCray at Purdue, 9/25/2021 156
6. Juice Williams vs. Purdue, 11/11/2006 145
7. Josh McCray at #7 Penn State, 10/23/2021 142



WIDE RECEIVERS



13 PAT BRYANT
WR, 6-3, 195, FR.
JACKSONVILLE, FLA. / ATLANTIC COAST

- » Three-star recruit by 247Sports, ESPN, and Rivals
- » Brother, Brandon Harris, played linebacker at USF
- » Offers included Iowa, Indiana, Nebraska, Miami, Minnesota, Penn State, Florida State, Virginia



19 DALEVON CAMPBELL
WR, 6-4, 215, SO.
MISSOURI CITY, TEXAS / FORD BEND MARSHALL

- » Also ran track at Fort Bend Marshall HS, winning the Texas 5A 4x200 meter relay state title with a school record time of 1:23.52 helping Fort Bend Marshall to the team title



86 DONNY NAVARRO
WR, 5-11, 185, JR.
NAPERVILLE, ILL. / NEUQUA VALLEY / VALPARAISO

- » Walk-on was awarded scholarship on Nov. 7, 2019
- » First career Illini touchdown on a 48-yard reception vs. No. 6 Wisconsin 10/19/19 to help Illinois win 24-23 and complete one of the biggest upsets in Big Ten history
- » Led Valparaiso in receptions (32), receiving yards (539), receiving touchdowns (5) as a freshman



11 CARLOS SANDY
WR, 5-9, 185, SO.
DANIA BEACH, FLA. / CARDINAL GIBBONS

- » Scored first career touchdown against Iowa 12/5/20
- » Ranked No. 147 wide receiver in the nation by ESPN and No. 270 by 247Sports



6 DEUCE SPANN
WR, 6-4, 195, R-FR.
ST. PETERSBURG, FLA. / LAKEWOOD

- » 45-yard reception in his first career snap at wide receiver vs. Nebraska 8/28/21
- » 31-yard touchdown reception vs. UTSA 9/4/21
- » Moved from quarterback to wide receiver during the final two weeks of 2021 training camp
- » Father, Greg Spann Sr., played wide receiver at Jackson State and was drafted in the seventh round of the 1996 NFL Draft by the Jacksonville Jaguars



14 CASEY WASHINGTON
WR, 6-2, 190, SO.
ROUND ROCK, TEXAS / PFLUGERVILLE

- » Transferred to Wake Forest for spring practice in 2021 before transferring back to Illinois
- » Granted eligibility by the NCAA for 2021 upon his return to Illinois
- » 18-yard reception on a fourth-quarter drive vs. No. 6 Wisconsin 10/19/19 to help Illinois win 24-23 and complete one of the biggest upsets in Big Ten history



1 ISAIAH WILLIAMS
WR, 5-10, 180, R-FR.
ST. LOUIS, MO. / TRINITY

- » Nickname: "One" or "Uno"
- » Second among Power-5 freshmen in receptions (38)
- » Converted QB, set Illinois record for rushing yards by a QB in a game (195) at Rutgers in 2020
- » Switched to wide receiver for the final two practices of spring ball in 2021
- » Illinois' highest ranked quarterback recruit since Juice Williams in 2006
- » Four-star recruit by 247Sports, Rivals and ESPN
- » Ranked No. 47 recruit in the nation by Rivals, No. 93 by ESPN and No. 295 by 247Sports

RUSHING/RECEIVING STATISTICS										
YEAR	TEAM	G	RUSH	YDS	AVG	TD	REC	YDS	AVG	TD
2021	ILL	8	0	0	-	0	4	42	10.5	0
CAREER		8	0	0	-	0	4	42	10.5	0

RUSHING/RECEIVING STATISTICS										
YEAR	TEAM	G	RUSH	YDS	AVG	TD	REC	YDS	AVG	TD
2019	ILL	5	0	0	-	0	0	0	-	0
2020	ILL	7	0	0	-	0	3	48	16.0	0
2021	ILL	9	0	0	-	0	3	50	16.7	0
CAREER		21	0	0	-	0	6	98	16.3	0

RECEIVING STATISTICS										
YEAR	TEAM	G	RUSH	YDS	AVG	TD	REC	YDS	AVG	TD
2017	VALPO	11	7	30	4.3	0	32	539	16.8	5
2019	ILL	13	1	6	6.0	0	27	345	12.8	2
2020	ILL	4	0	0	-	0	8	88	11.0	0
2021	ILL	10	0	0	-	0	15	133	8.9	0
CAREER		38	8	36	4.5	0	82	1105	13.5	7

RUSHING/RECEIVING STATISTICS										
YEAR	TEAM	G	RUSH	YDS	AVG	TD	REC	YDS	AVG	TD
2018	ILL	10	0	0	-	0	1	3	3.0	0
2019	ILL	1	0	0	-	0	4	22	5.5	0
2020	ILL	2	0	0	-	0	1	29	29.0	1
2021	ILL	10	0	0	-	0	4	16	4.0	0
CAREER		23	0	0	-	0	10	70	7.0	1

RUSHING/RECEIVING STATISTICS										
YEAR	TEAM	G	RUSH	YDS	AVG	TD	REC	YDS	AVG	TD
2020	ILL	1	1	1	1.0	0	0	0	-	0
2021	ILL	8	0	0	-	0	5	124	24.8	2
CAREER		9	1	1	1.0	0	5	124	24.8	2

RUSHING/RECEIVING STATISTICS										
YEAR	TEAM	G	RUSH	YDS	AVG	TD	REC	YDS	AVG	TD
2019	ILL	10	0	0	-	0	11	132	12.0	0
2020	ILL	5	0	0	-	0	10	106	10.6	0
2021	ILL	10	0	30	-	1	16	165	10.3	0
CAREER		25	0	30	-	1	37	403	10.9	0

RUSHING/RECEIVING STATISTICS										
YEAR	TEAM	G	RUSH	YDS	AVG	TD	REC	YDS	AVG	TD
2019	ILL	4	9	16	1.8	0	3	9	3.0	0
2020	ILL	6	63	389	6.2	1	0	0	-	0
2021	ILL	10	9	23	2.6	1	38	376	9.9	2
CAREER		20	81	428	5.3	2	41	385	9.4	2

PASSING STATISTICS												
YEAR	TEAM	G	CMP	ATT	PCT	YDS	YDS/A	TDS	INT	SACKED	YDS	TD
2019	ILL	4	3	10	30.0	38	3.8	0	1	1	1	3
2020	ILL	6	26	63	41.3	393	6.2	4	2	4	17	17
2021	ILL	10	0	1	0.0	0	0.0	0	0	0	0	0
CAREER		20	29	74	39.2	431	5.8	4	3	5	20	20



TIGHT ENDS



87 DANIEL BARKER

TE, 6-4, 250, JR.

FORT LAUDERDALE, FLA. / DEERFIELD BEACH

- » Illinois career record holder for touchdown receptions by a tight end (11)
- » Eight 20+ yard catches led Big Ten tight ends in 2020
- » Last-second TD catch at Michigan State 11/9/19 to finish the biggest comeback in Illinois history
- » Second true freshman TE to start a season opener in Illini history in 2018, joining Evan Wilson in 2010



82 LUKE FORD

TE, 6-6, 260, JR.

CARTERVILLE, ILL. / CARTERVILLE / GEORGIA

- » Originally verbally committed to Bret Bielema at Arkansas before going to Georgia
- » Illinois native sat out 2019 after transferring from Georgia, where he played nine games in 2018
- » Ranked No. 1 tight end in the nation by Rivals and No. 3 by 247Sports and ESPN in the class of 2018
- » Ranked No. 42 recruit in the nation in the class of 2018 by Rivals, No. 51 by 247Sports



42 MICHAEL MARCHESE

TE, 6-4, 235, SR.

VERNON HILLS, ILL. / STEVENSON

- » 2021 Wuerffel Trophy watch list
- » 2021 Allstate Good Works Team nominee
- » Switched to tight end during 2021 spring practices
- » Awarded with a scholarship by head coach Bret Bielema during team meeting 4/6/21



89 TIP REIMAN

TE, 6-5, 250, R-FR.

RAPID CITY, S.D. / O'GORMAN

- » First career touchdown at #20 Minnesota 11/6/21 in Illinois' upset win
- » Majoring in Kinesiology, wants to be a strength and conditioning coach
- » Awarded with a scholarship by head coach Bret Bielema during team meeting 9/8/21
- » Primarily played on special teams in 2020



49 MAX ROSENTHAL

TE, 6-2, 260, JR.

GLENCOE, ILL. / NEW TRIER / MICHIGAN STATE

- » Graduated with a degree in advertising management from Michigan State in May 2021
- » First career start at Michigan 11/16/19 and caught first career TD pass in first quarter

RUSHING/RECEIVING STATISTICS

YEAR	TEAM	G	RUSH	YDS	AVG	TD	REC	YDS	AVG	TD
2018	ILL	12	0	0	-	0	9	84	9.3	1
2019	ILL	13	0	0	-	0	18	273	15.2	4
2020	ILL	7	0	0	-	0	19	268	14.1	2
2021	ILL	10	0	0	-	0	14	166	11.9	4
CAREER		43	0	0	-	0	60	791	13.2	11

RUSHING/RECEIVING STATISTICS

YEAR	TEAM	G	RUSH	YDS	AVG	TD	REC	YDS	AVG	TD
2018	UGA	9	0	0	-	0	1	4	4.0	0
2020	ILL	2	0	0	-	0	2	15	7.5	0
2021	ILL	10	0	0	-	0	12	89	7.4	1
CAREER		21	0	0	-	0	15	108	7.2	1

RUSHING/RECEIVING STATISTICS

YEAR	TEAM	G	RUSH	YDS	AVG	TD	REC	YDS	AVG	TD
2017	ILL	5	0	0	-	0	0	0	-	0
2018	ILL	11	0	0	-	0	0	0	-	0
2019	ILL	12	0	0	-	0	0	0	-	0
2020	ILL	3	0	0	-	0	0	0	-	0
2021	ILL	10	0	0	-	0	1	15	15.0	0
CAREER		41	0	0	-	0	1	15	15.0	0

RUSHING/RECEIVING STATISTICS

YEAR	TEAM	G	RUSH	YDS	AVG	TD	REC	YDS	AVG	TD
2020	ILL	8	0	0	-	0	0	0	-	0
2021	ILL	10	0	0	-	0	2	19	9.5	1
CAREER		18	0	0	-	0	2	19	9.5	1

RUSHING/RECEIVING STATISTICS

YEAR	TEAM	G	RUSH	YDS	AVG	TD	REC	YDS	AVG	TD
2018	MSU	8	0	0	-	1	0	0	-	0
2019	MSU	12	0	0	-	0	2	4	2.0	1
2021	ILL	7	0	0	-	0	0	0	-	0
CAREER		27	0	0	-	1	2	4	2.0	1

ILLINOIS RECORDS

CAREER TOUCHDOWN RECEPTIONS BY A TIGHT END

1. Daniel Barker, 2018-present 11
2. Ken Dilger, 1991-94 9

CAREER RECEIVING YARDS BY A TIGHT END

1. Doug Dieken, 1968-70 1,246
2. Tim Brewster, 1982-83 1,233
3. Ken Dilger, 1991-94 1,073
4. Anthony Williams, 1984-87 893
5. Daniel Barker, 2018-present 783
6. Jeff Finke, 1988-90 780
7. Joe Smalzer, 1974-75 766
8. Cap Boso, 1983-85 756
9. Matt Cushing, 1994-97 709
10. Mike Sherrod, 1977-80 665



DEFENSIVE LINE



93 CALVIN AVERY

DL, 6-2, 335, JR.

DALLAS, TEXAS / BISHOP DUNNE

- » 2017 Under Armour All-America Game participant
- » 2017 US Army All-American Game invitation
- » Four-star recruit by 247Sports, ESPN and Rivals coming out of Bishop Dunne



52 VERDIS BROWN

DL, 6-4, 345, SO.

CHICAGO, ILL. / IMG ACADEMY (FLA.)

- » Played defensive tackle in 2018, then switched to offensive line for 2019 and 2020, before switching back to defensive line for 2021
- » Started all eight games on the offensive line in 2020
- » Announced his commitment to Illinois at Robert A. Black Elementary School in Chicago



94 JER'ZHAN NEWTON

DL, 6-2, 290, R-FR.

ST. PETERSBURG, FLA. / CLEARWATER CENTRAL CATHOLIC

- » Goes by "Johnny" but chose to be listed on the roster as his real name, Jer'Zhan
- » Became the 18th true freshman to start a game on the defensive line in Illinois history in 2020
- » Highest rated true freshman defender (85.8) by PFF after his first career forced fumble and two tackles against Purdue 10/31/20



96 RODERICK PERRY II

DL, 6-3, 315, SR.

RALEIGH, N.C. / CARY / SOUTH CAROLINA STATE

- » 2020 All-Big Ten honorable mention (media and coaches)
- » Transferred to Illinois from South Carolina State as a graduate transfer
- » Highest rated draft-eligible defensive tackle in the Big Ten by Phil Steele in 2020
- » Was a 2020 Preseason FCS All-American before transferring



88 KEITH RANDOLPH JR.

DL, 6-5, 300, R-FR.

BELLEVILLE, ILL. / BELLEVILLE WEST

- » First career interception vs. Charlotte 10/2/21
- » Did not start playing football until his junior year of high school
- » Also played basketball in high school and led Belleville West to two state titles along with Ohio State basketball star E.J. Liddell



91 JAMAL WOODS

DL, 6-2, 290, JR.

HUEYTOWN, ALA. / HUEYTOWN

- » Goes by "Bobo"
- » Talented chef, aspires to own a food truck
- » Has a rap album available on Spotify
- » 2017 BTN.com All-Freshman Team honorable mention

DEFENSIVE STATISTICS

YEAR	TEAM	GP	UA	A	TOT	TFL-YD	SACKS-YD	INT	PD	FF	FR	BLK
2018	ILL	12	6	12	18	1.5-4	0-0	0	0	0	0	1
2019	ILL	12	2	6	8	1-4	1-4	0	0	0	0	1
2020	ILL	7	10	4	14	1-6	1-6	0	0	0	0	0
2021	ILL	9	4	3	7	0.5-3	0.5-3	0	0	0	0	0
CAREER		40	22	25	47	4.0-17	2.5-13	0	0	0	0	2

DEFENSIVE STATISTICS

YEAR	TEAM	GP	UA	A	TOT	TFL-YD	SACKS-YD	INT	PD	FF	FR	BLK
2019	ILL	13	0	0	0	0-0	0-0	0	0	0	0	0
2020	ILL	8	0	0	0	0-0	0-0	0	0	0	0	0
2021	ILL	6	0	1	1	0-0	0-0	0	0	0	0	0
CAREER		27	0	1	1	0-0	0-0	0	0	0	0	0

DEFENSIVE STATISTICS

YEAR	TEAM	GP	UA	A	TOT	TFL-YD	SACKS-YD	INT	PD	FF	FR	BLK
2020	ILL	8	6	17	23	1.5-11	1.5-11	0	0	1	0	0
2021	ILL	10	13	24	37	3-19	2-17	0	0	0	0	0
CAREER		18	19	41	60	4.5-30	3.5-28	0	0	1	0	0

DEFENSIVE STATISTICS

YEAR	TEAM	GP	UA	A	TOT	TFL	YDS	PD	FF	FR	BLK	QBH
2017	SCST	8	11	5	16	4.0	4	1	0	0	0	0
2018	SCST	10	13	4	17	2.5	4	1	0	0	0	1
2019	SCST	11	26	8	32	14.5	57	0	1	1	0	3
CAREER		29	50	17	65	21	65	2	1	1	0	4
YEAR	TEAM	GP	UA	A	TOT	TFL-YD	SACKS-YD	INT	PD	FF	FR	BLK
2020	ILL	6	5	12	17	2.5-21	2-20	0	1	0	0	0
2021	ILL	10	13	11	24	3-9	2-7	0	1	0	0	0
CAREER		16	18	23	41	5.5-30	4.0-27	0	2	0	0	0

DEFENSIVE STATISTICS

YEAR	TEAM	GP	UA	A	TOT	TFL-YD	SACKS-YD	INT	PD	FF	FR	BLK
2019	ILL	4	3	4	7	0.5-2	0-0	0	0	0	0	0
2020	ILL	5	4	4	8	0-0	0-0	0	1	0	0	0
2021	ILL	8	13	16	29	3.5-11	3-11	1	2	1	0	0
CAREER		17	20	24	44	4.0-13	3.0-11	1	3	1	0	0

DEFENSIVE STATISTICS

YEAR	TEAM	GP	UA	A	TOT	TFL-YD	SACKS-YD	INT	PD	FF	FR	BLK
2017	ILL	11	12	12	24	3.5-7	0-0	0	0	0	0	0
2018	ILL	4	11	2	13	4-12	1-2	0	3	0	0	0
2019	ILL	9	10	4	14	5.5-19	0.5-3	0	0	1	0	0
2020	ILL	4	2	2	4	0.5-0	0-0	0	0	0	0	0
2021	ILL	9	7	5	12	2-5	0-0	0	0	0	0	0
CAREER		37	42	25	67	15.5-43	1.5-5	0	3	1	0	0



OUTSIDE LINEBACKERS



48 BRYCE BARNES

OLB, 6-2, 255, SO.

GIBSON CITY, ILL. / GIBSON CITY-MELVIN-SIBLEY

- » Helped lead GCMS to back-to-back IHSA Class 2A State Championships in 2017 and 2018
- » Also played basketball at GCMS, scoring over 1,000 career points and helped the basketball team to third place at IHSA 2A state finals



99 OWEN CARNEY JR.

OLB, 6-3, 275, SR.

MIAMI, FLA. / MIAMI CENTRAL

- » Graduated with a degree in communication
- » Enrolled in the recreation, sport, and tourism master's program
- » Fourth in the Big Ten in sacks (5.0) and 13th in the Big Ten in TFLs (7.0) in 2020
- » 2020 All-Big Ten second team (media and coaches)



49 SETH COLEMAN

OLB, 6-5, 235, R-FR.

MELBOURNE, FLA. / HOLY TRINITY EPISCOPAL ACADEMY

- » Six tackles, 1.0 TFL, one PBU, one forced fumble, and one fumble recovery against Maryland 9/18/21
- » Third-year freshman after a redshirt season and 2020's COVID season
- » Broke into the starting lineup in 2020 and started four games



92 ISAIAH GAY

OLB, 6-3, 245, SR.

NASHVILLE, N.C. / NORTHERN NASH

- » Third-youngest player in FBS to start a game as a freshman in 2017
- » Fumble recovery vs. No. 6 Wisconsin 10/19/19 to help Illinois win 24-23 and complete one of the biggest upsets in Big Ten history
- » Highest graded defensive player in the Big Ten by PFF during Week 5 against Charlotte (91.2)



33 EZEKIEL HOLMES

OLB, 6-5, 245, SO.

WICHITA FALLS, TEXAS / HIRSCHI

- » Plays the piano and drums
- » Also played basketball and threw shot put in high school



26 DJ JOHNSON

OLB, 6-4, 225, FR.

SNELLVILLE, GA. / SOUTH GWINNETT

- » One of the first Illini recruits for head coach Bret Bielema
- » Plans to become a chef and open his own restaurant following his playing career (food science and nutrition major)
- » Life experiences include being chased by a bear, driving from Alaska to Atlanta with his grandma, and climbing a mountain with no rope

DEFENSIVE STATISTICS

YEAR	TEAM	GP	UA	A	TOT	TFL-YD	SACKS-YD	INT	PD	FF	FR	BLK
2019	ILL	13	0	0	0	0-0	0-0	0	0	0	0	0
2020	ILL	8	0	3	3	0.5-1	0-0	0	0	0	0	0
2021	ILL	9	0	0	0	0.0-0	0.0-0	0	0	0	0	0
CAREER		30	0	3	3	0.5-1	0-0	0	0	0	0	0

DEFENSIVE STATISTICS

YEAR	TEAM	GP	UA	A	TOT	TFL-YD	SACKS-YD	INT	PD	FF	FR	BLK
2017	ILL	10	4	2	6	0-0	0-0	0	0	0	0	0
2018	ILL	12	10	11	21	4.5-17	2.5-13	0	1	0	1	0
2019	ILL	13	6	9	15	2-8	2-8	0	1	0	0	0
2020	ILL	8	14	14	28	7-50	5-40	0	0	1	0	0
2021	ILL	10	17	21	38	7.5-43	6.5-40	0	1	0	0	0
CAREER		53	51	57	108	21.0-118	16.0-101	0	3	1	1	0

DEFENSIVE STATISTICS

YEAR	TEAM	GP	UA	A	TOT	TFL-YD	SACKS-YD	INT	PD	FF	FR	BLK
2019	ILL	3	0	0	0	0-0	0-0	0	0	0	0	0
2020	ILL	8	7	6	13	3.5-8	0-0	0	0	0	0	0
2021	ILL	8	13	9	22	3-14	2-12	0	2	1	1	0
CAREER		19	20	15	35	6.5-22	2.0-12	0	2	1	1	0

DEFENSIVE STATISTICS

YEAR	TEAM	GP	UA	A	TOT	TFL-YD	SACKS-YD	INT	PD	FF	FR	BLK
2017	ILL	12	12	8	20	4-17	1-13	0	0	0	0	1
2018	ILL	9	14	6	20	1-9	1-9	0	0	0	0	0
2019	ILL	11	13	14	27	3.5-5	1-2	0	3	1	1	0
2020	ILL	7	11	8	19	3-13	2.5-12	0	2	0	1	0
2021	ILL	10	16	17	33	3.5-22	2-19	0	2	0	1	0
CAREER		49	66	53	119	15.0-66	7.5-55	0	7	1	3	1

DEFENSIVE STATISTICS

YEAR	TEAM	GP	UA	A	TOT	TFL-YD	SACKS-YD	INT	PD	FF	FR	BLK
2018	ILL	1	0	0	0	0-0	0-0	0	0	0	0	0
2019	ILL	1	0	0	0	0-0	0-0	0	0	0	0	0
2020	ILL	4	0	1	1	0-0	0-0	0	0	0	0	0
2021	ILL	10	2	1	3	1-1	0-0	0	0	0	0	0
CAREER		16	2	2	4	1.0-1	0-0	0	0	0	0	0

DEFENSIVE STATISTICS

YEAR	TEAM	GP	UA	A	TOT	TFL-YD	SACKS-YD	INT	PD	FF	FR	BLK
2021	ILL	8	2	2	4	0-0	0-0	0	0	0	0	0
CAREER		8	2	2	4	0-0	0-0	0	0	0	0	0

Carney, Gay, Coleman Lead the OLBs

- The outside linebacker position is new on the Illini roster following the arrival of Bret Bielema. Bielema transitioned the previous staff's defensive ends to outside linebackers.
- After initially testing the transfer portal, OLB Owen Carney Jr. returned to Illinois. Carney held offers from Florida State, Penn State, and Wake Forest, among others, while in the portal.



LINEBACKERS



44 TARIQUE BARNES

LB, 6-1, 230, SO.

MEMPHIS, TENN. / CORDOVA

- » First significant playing time at Wisconsin 10/23/20 after Jake Hansen left the game with an injury
- » Career-high 11 tackles, 1.5 TFLs, 1.0 sack, and a 39-yard fumble return for a TD at Wisconsin 10/23/20
- » Missed the final three games of 2020 with an injury
- » Second on the team in special teams tackles (8) in 2019



35 JAKE HANSEN

LB, 6-1, 235, SR.

TARPON SPRINGS, FLA. / EAST LAKE

- » Kramer, Hayes, and Hansen are the first three-time captains in Illinois history
- » 2020 All-Big Ten second team (media) and 2020 All-Big Ten third team (coaches)
- » Led the nation in takeaways over the span of two seasons with 14 from 2019-20
- » 2019 Butkus Award semifinalist
- » Led the nation in forced fumbles (7) and forced fumbles per game (0.78) in 2019



5 CALVIN HART JR.

LB, 6-1, 230, SO.

FORT LAUDERDALE, FLA. / AMERICAN HERITAGE / NORTH CAROLINA STATE

- » Big Ten Defensive Player of the Week 8/30/21 following fumble recovery TD and 1.5 TFLs vs. Nebraska 8/28/21
- » Will miss the remainder of the season with an injury suffered in the season opener against Nebraska
- » Seven tackles, including 1.5 TFL, in his first career start vs. #5 Clemson 11/9/19
- » Played linebacker and safety at American Heritage High School for head coach and former Pro Bowler Pat Surtain



46 ALEC McEACHERN

LB, 6-1, 225, JR.

PLAINFIELD, ILL. / BENET ACADEMY

- » Awarded with a scholarship by head coach Bret Bielema during team meeting 4/6/21
- » Graduated with a degree in finance
- » Enrolled in the technology management master's program



45 KHALAN TOLSON

LB, 6-0, 220, JR.

ST. PETERSBURG, FLA. / ADMIRAL FARRAGUT ACADEMY

- » Missed the final two games of 2020 with an injury
- » Streak of 10 straight starts snapped at Northwestern 12/12/20 (out with injury)
- » Started the final four games of 2019 after Butkus Award semifinalist Jake Hansen was injured
- » Tied for the team lead in kickoff tackles (4) and third on the team in special teams tackles (6) in 2019

DEFENSIVE STATISTICS

YEAR	TEAM	GP	UA	A	TOT	TFL-YD	SACKS-YD	INT	PD	FF	FR	BLK
2019	ILL	13	8	5	13	0-0	0-0	0	0	1	0	0
2020	ILL	5	12	13	25	1.5-10	1.0-9	1	1	0	1	0
2021	ILL	10	37	30	67	3.5-16	1-10	1	5	1	0	0
CAREER		28	57	48	105	5.0-26	2.0-19	2	6	2	1	0

DEFENSIVE STATISTICS

YEAR	TEAM	GP	UA	A	TOT	TFL-YD	SACKS-YD	INT	PD	FF	FR	BLK
2016	ILL	12	2	6	8	0-0	0-0	0	0	0	0	0
2017	ILL	DNP										
2018	ILL	12	48	47	95	8.5-18	1-6	0	1	1	1	0
2019	ILL	9	41	31	72	7.5-38	3.5-27	1	1	7	3	0
2020	ILL	8	36	32	68	10-31	2.5-12	2	4	2	2	0
2021	ILL	5	19	14	33	2.5-13	1-5	0	0	2	1	0
CAREER		46	146	130	276	28.5-100	8.0-50	3	6	12	7	0

DEFENSIVE STATISTICS

YEAR	TEAM	GP	UA	A	TOT	TFL-YD	SACKS-YD	INT	PD	FF	FR	BLK
2018	NCST	4	0	0	0	0-0	0-0	0	0	0	0	0
2019	NCST	11	18	17	35	5.5-29	1.0-15	0	0	0	1	0
2020	NCST	10	6	12	18	3.0-13	2.0-11	0	0	2	0	0
2021	ILL	1	2	4	6	1.5-8	1.0-7	0	0	0	1	0
CAREER		26	26	33	59	10.0-50	4.0-33	0	0	2	2	0

DEFENSIVE STATISTICS

YEAR	TEAM	GP	UA	A	TOT	TFL-YD	SACKS-YD	INT	PD	FF	FR	BLK
2018	ILL	4	0	1	1	0-0	0-0	0	0	0	0	0
2019	ILL	13	2	2	4	0-0	0-0	0	0	0	0	0
2020	ILL	8	4	1	5	0-0	0-0	0	0	0	0	0
2021	ILL	10	3	3	6	0-0	0-0	0	0	0	0	0
CAREER		35	9	7	16	0-0	0-0	0	0	0	0	0

DEFENSIVE STATISTICS

YEAR	TEAM	GP	UA	A	TOT	TFL-YD	SACKS-YD	INT	PD	FF	FR	BLK
2018	ILL	12	3	2	5	0-0	0-0	0	0	0	0	0
2019	ILL	11	23	15	38	1.5-4	0-0	0	2	0	1	0
2020	ILL	6	15	24	39	5.5-21	1.5-11	0	2	2	1	0
2021	ILL	10	23	18	41	2-8	1-6	0	2	0	0	0
CAREER		40	64	59	123	9.5-33	2.5-17	0	6	2	2	0

Hansen, Hart Out for the Year

- LB Jake Hansen announced Oct. 20 that he underwent knee surgery and will miss the remainder of the season.
- Hansen finished his Illini career with 276 tackles, 28.5 TFLs, 12 FF, 7 FR, 6 PBU, 3 INTs.
- Hansen led the nation in takeaways over the span of two seasons from 2019-20 (14).
- Hansen is the active FBS leader in career forced fumbles (12).
- Hansen initially tested the NFL Draft process before announcing his return to Illinois on March 1, 2021.
- The NCAA granted Hansen a final year of eligibility and he is continuing pursuit of a master's degree in recreation, sport, and tourism after graduating from the University of Illinois with a degree in kinesiology in May 2020.
- Calvin Hart Jr. announced he would miss the remainder of the season after an injury in the season-opener against Nebraska.
- Hart was named the Big Ten Defensive Player of the Week 8/30/21 following fumble recovery TD and 1.5 TFLs vs. Nebraska 8/28/21

ILLINOIS CAREER FORCED FUMBLES

PLAYER FORCED FUMBLES

1. Simeon Rice, 1992-95 13
2. Jake Hansen, 2016-present 12
3. Whitney Mercilus, 2009-11 11

MOST FORCED FUMBLES SINCE 2000

PLAYER FORCED FUMBLES

1. Khalil Mack, Buffalo 16
2. Ryan Kerrigan, Purdue 14
- Cordarro Law, Southern Miss 14
- Chris Borland, Wisconsin 14
5. Zack Follett, California 13
- Stryker Sulak, Missouri 13
7. Jake Hansen, Illinois 12
- Five Others Tied 12



SECONDARY



6 TONY ADAMS

DB, 6-0, 205, SR.

BELLEVILLE, ILL. / ST. LOUIS UNIVERSITY HS

- » Fourth-quarter interception vs. No. 6 Wisconsin 10/19/19 led to Illinois' game-winning field goal in one of the biggest upsets in Big Ten history
- » Interceptions against Wisconsin and at Purdue in 2019 to become the first Illini with interceptions in back-to-back Big Ten games since Vontae Davis and Kevin Mitchell in 2007



29 CHRISTIAN BOBAK

DB, 6-0, 195, SR.

HINSDALE, ILL. / HINSDALE CENTRAL

- » Awarded with a scholarship by head coach Bret Bielema during team meeting 4/6/21
- » Big Ten Distinguished Scholar in 2020
- » Graduated with an undergraduate degree in finance, enrolled in the technology management master's program



30 SYDNEY BROWN

DB, 6-0, 200, JR.

LONDON, ONTARIO, CANADA / ST. STEPHENS EPISCOPAL (FLA.)

- » 2019 All-Big Ten third team (coaches)
- » Father played in CFL for three seasons, mother was a figure skater
- » Identical twin brother, Chase, played football at Western Michigan one season before transferring to Illinois in 2019



24 PRATHER HUDSON

DB, 5-11, 205, SR.

COLUMBUS, GA. / BROOKSTONE

- » Played in 53 games at Georgia, including both games of the 2017 College Football Playoff
- » Graduated with a degree in finance from Georgia in 2019
- » Completed master's in sport management at Georgia in 2020, enrolled in the recreation, sport, and tourism graduate program



25 KERBY JOSEPH

DB, 6-1, 200, JR.

ORLANDO, FLA. / JONES

- » Third Illini in the last 50 years to record 4+ interceptions and 3+ fumble recoveries in a season
- » Interceptions at Virginia, at Purdue, vs. Wisconsin, at Minnesota
- » Career-high 11 tackles vs. Nebraska 9/21/19
- » Has played both defensive back and wide receiver for Illinois



32 TAILON LEITZSEY

DB, 6-0, 185, SR.

LAUREL, MD. / RIVERSIDE / MISSOURI BAPTIST

- » Awarded with a scholarship by head coach Bret Bielema during team meeting 4/6/21
- » Worked two jobs and slept in his car for nearly a week prior to joining the Illinois team
- » Graduated with a bachelor's degree in Kinesiology in 2020
- » Hosted a free kids camp in the Champaign-Urbana community in the summer of 2021

DEFENSIVE STATISTICS

YEAR	TEAM	GP	UA	A	TOT	TFL-YD	SACKS-YD	INT	PD	FF	FR	BLK
2017	ILL	5	4	4	8	1-1	1-1	1	1	0	0	0
2018	ILL	8	29	14	43	3.5-10	1-1	1	5	0	0	0
2019	ILL	10	29	10	39	3-6	0-0	2	3	0	0	0
2020	ILL	6	25	26	51	0-0	0-0	1	2	0	0	0
2021	ILL	10	39	14	53	2.5-14	0-0	1	5	0	0	0
CAREER		39	126	68	194	10.0-31	2.0-2	6	16	0	0	0

DEFENSIVE STATISTICS

YEAR	TEAM	GP	UA	A	TOT	TFL-YD	SACKS-YD	INT	PD	FF	FR	BLK
2017	ILL	12	2	1	3	0-0	0-0	0	0	0	0	0
2018	ILL	12	6	3	9	0-0	0-0	0	0	0	0	0
2019	ILL	13	2	1	3	0-0	0-0	0	0	0	0	0
2020	ILL	6	4	3	7	0-0	0-0	0	0	0	0	0
2021	ILL	10	2	1	3	0-0	0-0	0	0	0	0	0
CAREER		53	16	9	25	0-0	0-0	0	0	0	0	0

DEFENSIVE STATISTICS

YEAR	TEAM	GP	UA	A	TOT	TFL-YD	SACKS-YD	INT	PD	FF	FR	BLK
2018	ILL	10	25	30	55	2-4	0-0	1	6	0	0	0
2019	ILL	11	51	37	88	2.5-3	0-0	3	4	0	0	0
2020	ILL	6	20	16	36	0.5-2	0-0	0	0	1	0	0
2021	ILL	10	44	28	72	1.5-6	1-5	0	3	2	0	0
CAREER		37	140	111	251	6.5-15	1.0-5	4	13	3	0	0

DEFENSIVE STATISTICS

YEAR	TEAM	GP	UA	A	TOT	TFL-YD	SACKS-YD	INT	PD	FF	FR	BLK
2017	UGA	15	2	0	2	0-0	0-0	0	0	0	0	0
2018	UGA	14	1	0	1	0-0	0-0	0	0	0	0	0
2019	UGA	14	4	0	4	0-0	0-0	0	0	0	0	0
2020	UGA	10	0	1	1	0-0	0-0	0	0	0	0	0
2021	ILL	10	6	5	11	0-0	0-0	0	0	0	0	0
CAREER		63	13	6	19	0-0	0-0	0	0	0	0	0

DEFENSIVE STATISTICS

YEAR	TEAM	GP	UA	A	TOT	TFL-YD	SACKS-YD	INT	PD	FF	FR	BLK
2018	ILL	10	8	1	9	0-0	0-0	0	1	0	0	0
2019	ILL	10	13	17	30	1-2	0-0	0	3	0	0	0
2020	ILL	7	12	7	19	0-0	0-0	0	0	0	0	0
2021	ILL	10	31	16	47	1-4	1-4	4	6	0	3	0
CAREER		37	64	41	105	2.0-6	1.0-4	4	10	0	3	0

DEFENSIVE STATISTICS

YEAR	TEAM	GP	UA	A	TOT	TFL-YD	SACKS-YD	INT	PD	FF	FR	BLK
2020	ILL	1	0	0	0	0-0	0-0	0	0	0	0	0
2021	ILL	6	1	0	1	0-0	0-0	0	0	0	0	0
CAREER		7	1	0	1	0-0	0-0	0	0	0	0	0



SECONDARY

**21 JARTAVIUS MARTIN**

DB, 6-0, 195, JR.

LEHIGH ACRES, FLA. / LEHIGH ACRES

- » Goes by "Quan"
- » Career-high 12 tackles at Northwestern 12/12/20
- » Became the second Illinois true freshman cornerback to start the first two games of the season since 1980 in 2018, joining Vontae Davis (2006)

**23 TAHVEON NICHOLSON**

DB, 5-11, 175, R-FR.

JACKSONVILLE, FLA. / LEE

- » Goes by "Taz"
- » Attended Palmetto Prep Academy for one year following high school and played defensive back and wide receiver

**8 EDDIE SMITH**

DB, 6-0, 200, SO.

SLIDELL, LA. / SALMEN

- » Graduated with a degree in communication from Alabama in 2021
- » Enrolled in the recreation, sport, and tourism master's program
- » Fiancé, Jordan Lewis, plays basketball at Baylor

**7 KENDALL SMITH**

DB, 6-1, 200, SR.

BOLINGBROOK, ILL. / BOLINGBROOK

- » First significant playing time was against Iowa in 2020 after DB Nate Hobbs left with an injury
- » Has played both wide receiver and defensive back at Illinois
- » Ranked No. 9 recruit in Illinois by ESPN coming out of Bolingbrook

**31 DEVON WITHERSPOON**

DB, 6-0, 180, SO.

PENSACOLA, FLA. / PINE FOREST

- » Only true freshman defender to start a game for Illinois in 2019
- » Chase-down tackle at the goal line in the fourth quarter vs. No. 6 Wisconsin 10/19/19 led to goal-line stop to help Illinois win 24-23 and complete one of the biggest upsets in Big Ten history
- » Joined the Illini during 2019 training camp after initially attending Hutchinson CC (Kan.)

DEFENSIVE STATISTICS

YEAR	TEAM	GP	UA	A	TOT	TFL-YD	SACKS-YD	INT	PD	FF	FR	BLK
2018	ILL	10	25	17	42	1.5-4	0-0	3	6	0	0	0
2019	ILL	12	14	9	23	2-6	0-0	0	0	0	2	0
2020	ILL	8	25	13	38	0-0	0-0	0	2	1	0	0
2021	ILL	10	31	22	53	2.5-7	0-0	0	6	1	0	0
CAREER		40	95	61	156	6.0-17	0-0	3	14	2	2	0

DEFENSIVE STATISTICS

YEAR	TEAM	GP	UA	A	TOT	TFL-YD	SACKS-YD	INT	PD	FF	FR	BLK
2021	ILL	7	9	2	11	0-0	0-0	0	2	0	0	0
CAREER		7	9	2	11	0-0	0-0	0	2	0	0	0

DEFENSIVE STATISTICS

YEAR	TEAM	GP	UA	A	TOT	TFL-YD	SACKS-YD	INT	PD	FF	FR	BLK
2018	ALA	7	0	0	0	0-0	0-0	0	0	0	0	0
2019	ALA	1	0	0	0	0-0	0-0	0	0	0	0	0
2020	ALA	2	0	0	0	0-0	0-0	0	0	0	0	0
2021	ILL	9	2	0	2	0-0	0-0	0	0	1	0	0
CAREER		19	2	0	2	0-0	0-0	0	0	1	0	0

DEFENSIVE STATISTICS

YEAR	TEAM	GP	UA	A	TOT	TFL-YD	SACKS-YD	INT	PD	FF	FR	BLK
2017	ILL	12	0	1	1	0-0	0-0	0	0	0	0	0
2018	ILL	10	6	4	10	0-0	0-0	0	0	1	0	0
2019	ILL	2	0	0	0	0-0	0-0	0	0	0	0	0
2020	ILL	8	3	4	7	0-0	0-0	0	1	0	0	0
2021	ILL	10	6	4	10	0-0	0-0	0	0	0	0	0
CAREER		42	15	13	28	0-0	0-0	0	1	1	0	0

DEFENSIVE STATISTICS

YEAR	TEAM	GP	UA	A	TOT	TFL-YD	SACKS-YD	INT	PD	FF	FR	BLK
2019	ILL	13	23	10	33	0-0	0-0	0	2	0	0	0
2020	ILL	7	19	14	33	1-4	0-0	2	2	1	3	0
2021	ILL	8	33	9	42	6-20	1-11	0	8	0	0	0
CAREER		28	75	33	108	7.0-24	1.0-11	2	12	1	3	0



SPECIALISTS



14 BLAKE HAYES

P, 6-6, 225, SR.

MELBOURNE, AUSTRALIA / BRIGHTON GRAMMAR

- » Big Ten Special Teams Player of the Week 8/30/21 following four punts inside the 20 vs. Nebraska 8/28/21
- » Kramer, Hayes, and Hansen are the first three-time captains in Illinois history
- » 2019 Big Ten Punter of the Year
- » Graduated with a degree in Kinesiology in May 2020, enrolled in the public health master's program
- » Top NFL Draft punting prospect in the nation by Mel Kiper in 2020



17 JAMES MCCOURT

K, 6-1, 215, SR.

PARKLAND, FLA. / ST. THOMAS AQUINAS

- » Born in Dublin, Ireland
- » Illinois record holder for career 50+-yard field goals made
- » Ninth in the nation in kickoff touchback rate (85.7%)
- » Graduated with a degree in finance in May 2020, enrolled in the management master's program



56 ETHAN TABEL

LS, 6-0, 230, SR.

BARRINGTON, ILL. / BARRINGTON

- » No. 2 NFL Draft long snapper prospect in the nation by Mel Kiper in 2021
- » Bilingual in German
- » Talented sketch artist
- » Graduated with a degree in advertising, enrolled in the technology management master's program

PUNTING STATISTICS

YEAR	TEAM	G	NO.	YDS	LG	AVG	TB	FC	I20	50+	BLK
2017	ILL	12	77	3231	64	42.0	2	16	22	10	0
2018	ILL	12	62	2701	69	43.6	5	10	21	14	2
2019	ILL	13	77	3437	70	44.6	2	14	32	22	1
2020	ILL	8	42	1838	62	43.8	1	12	16	9	0
2021	ILL	10	58	2608	80	45.0	2	18	28	13	0
TOTAL		55	316	13815	80	43.7	12	70	119	68	3

KICKING STATISTICS

YEAR	TEAM	PAT	FG	0-29	30-39	40-49	50+	PTS	LG
2018	ILL	0-0	0-0	0-0	0-0	0-0	0-0	0	0
2019	ILL	42-43	13-19	2-2	4-6	3-6	4-5	81	57
2020	ILL	15-15	6-10	4-4	1-2	1-2	0-2	33	47
2021	ILL	17-17	11-16	3-4	4-4	1-1	3-7	51	53
CAREER		74-75	30-45	9-10	9-12	5-9	7-14	165	57

GAMES PLAYED STATISTICS

YEAR	TEAM	G
2017	ILL	11
2018	ILL	12
2019	ILL	13
2020	ILL	8
2021	ILL	10
CAREER		54

The Lads: One of the Top Special Teams Units in the Nation

- Illinois returned 100% of its specialist unit, led by **Blake Hayes**, **James McCourt**, and **Ethan Tabel**, plus back-up kicker **Caleb Griffin**, back-up punter **Hugh Robertson**, and back-up long snapper **Aidan Hall**. The special teams unit is nicknamed "The Lads."
- Illinois is 12th in the nation in net punting (43.0).
- **James McCourt** became the first kicker in Illini history to hit two 50+-yard field goals in a game when he made a 53- and 52-yarder against UTSA 9/4/21.
 - » McCourt is Illinois' career record holder with seven career 50+-yard field goals made. He made his seventh against Purdue 9/25/21.
- **McCourt** is one of only four kickers in Illini history with two game-winning field goals in the final minute.
 - » Game-winning 47-yard field goal with 0:03 left at Rutgers 11/14/20
 - » 39-yard field goal as time expired beat No. 6 Wisconsin 10/19/19 to finish the largest upset over a ranked team in the Big Ten in the last 40 seasons
- **Blake Hayes** will own nearly every punting record in Illinois history by the time he leaves Champaign.
 - » Hayes is Illinois' all-time leader in punting average, total punts, punt yards, and punts inside the 20

ILLINOIS RECORDS

CAREER PUNTING AVERAGE

1. **Blake Hayes, 2017-21** 43.72 (316-13,815)
2. Steve Weatherford, 2002-05 . . 43.53 (193-8,402)

SEASON PUNTS INSIDE THE 20 PERCENTAGE

1. **Blake Hayes, 2021** 46.6% (27/58)
2. **Blake Hayes, 2019** 41.6% (32/77)
3. Steve Weatherford, 2004 40.4% (23/57)
4. **Blake Hayes, 2020** 38.1% (16/42)
5. Ryan Frain, 2016 34.0% (18/53)
6. **Blake Hayes, 2018** 33.9% (21/62)

CAREER 50+ YARD FIELD GOALS

1. **James McCourt, 2019-21** 7
2. Chase McLaughlin, 2014-18 5
3. Jason Reda, 2004-07 4
4. Dan Beaver, 1973-76 4



THE MOST GRADUATES IN THE NATION

The 2021 Fighting Illini roster features 28 student-athletes that already earned degrees, the most of any team in the nation.

Student-Athlete	Bachelor's Degree	Degree Pursuing
Tony Adams	Political Science (Dec. '20)	Communication (second bachelor's)
Jafar Armstrong	Business (2021 at Notre Dame)	Recreation, Sport, and Tourism (second bachelor's)
Jack Badovinac	Political Science (May '21 at Colgate)	Strategic Brand Communication
Christian Bobak	Finance (May '20)	Technology Management
Owen Carney Jr.	Communication (May '20)	Recreation, Sport, and Tourism
Sean Coughlan	Accountancy and Finance (May '21)	Accountancy
Desmond Dan Jr.	Individualized Studies (2020 at New Mexico State)	Recreation, Sport, and Tourism
Mike Epstein	Marketing (May '21)	Strategic Brand Communication
Caleb Griffin	Marketing and Management (Aug. '21)	Management
Jake Hansen	Kinesiology (May '20)	Recreation, Sport, and Tourism
Chase Hayden	Business Marketing (July '20 at Arkansas)	Strategic Brand Communication
Blake Hayes	Kinesiology (May '21)	Public Health
Prather Hudson	Finance (Fall 2019 at Georgia)	Recreation, Sport, and Tourism (also Earned Sports Management master's from Georgia in 2020)
Blake Jerasaty	Economics and Finance (2020 at Wofford)	Finance
Ryan Johnson	Finance/Risk Management (2021 at Northern Michigan)	Strategic Brand Communication
Doug Kramer	Finance (May '20)	Recreation, Sport, and Tourism
Tailon Leitzsey	Kinesiology (Dec. '20)	Communication (second bachelor's)
Michael Marchese	Economics (May '21)	Management
James McCourt	Finance (May '20)	Management
Alec McEachern	Finance (May '21)	Technology Management
Donny Navarro III	Information Sciences (May '21)	Technology Management
Roderick Perry	Business Management (2020 at S.C. State)	Recreation, Sport, and Tourism
Brandon Peters	General Studies (June '19 at Michigan)	Strategic Brand Communication (also Earned Recreation, Sport and Tourism master's in Dec. 2020)
Alex Pihlstrom	Recreation, Sport, and Tourism (May '21)	Strategic Brand Communication
Max Rosenthal	Advertising Management (May '21 at Michigan State)	Strategic Brand Communication
Eddie Smith	Communication (2021 at Alabama)	Recreation, Sport, and Tourism
Ethan Tabel	Advertising (May '20)	Germanic Studies (also Earned Technology Management master's in Aug. 2021)
Peyton Vining	Health Exercise and Sport Studies (2021 at Denison)	Recreation, Sport, and Tourism

ACADEMIC MAJORS – FALL 2021

Tony Adams Communication (Second Bachelor's)
 Lucas Althaus Agribusiness Markets and Management
 Jafar Armstrong Recreation, Sport, and Tourism (Second Bachelor's)
 Calvin Avery Sociology
 Jack Badovinac Strategic Brand Communication (Master's)
 Daniel Barker Communication
 Zachary Barlev Mathematics
 Bryce Barnes Community Health
 Tarique Barnes Advertising
 Keion Battle Chemistry
 Christian Bobak Technology Management (Master's)
 Matt Bobak Community Health
 Chase Brown Communication
 Sydney Brown Recreation, Sport, and Tourism
 Verdis Brown African American Studies
 Pat Bryant Recreation, Sport, and Tourism
 Dalevon Campbell Advertising
 Owen Carney Jr. Recreation, Sport, and Tourism (Master's)
 Michael Cerniglia Recreation, Sport, and Tourism
 Sean Coughlan Accountancy (Master's)
 Seth Coleman Recreation, Sport, and Tourism
 Samari Collier General Studies
 Shammond Cooper Recreation, Sport, and Tourism
 Thomas Cronin History
 Kionte Curry General Studies
 Desmond Dan Jr. Recreation, Sport, and Tourism (Master's)
 Isaac Darkangelo Communication
 Daniel Edwards General Studies
 Preston Engel Recreation, Sport, and Tourism
 Mike Epstein Strategic Brand Communication (Master's)
 Nick Fedanzo Communication
 Luke Ford Recreation, Sport, and Tourism
 Isaiah Gay Learning and Education Studies
 Josh Gesky General Studies
 Prince Green General Studies
 Caleb Griffin Management (Master's)
 Devin Hale General Studies
 Aidan Hall Systems Engineering and Design

Jake Hansen Recreation, Sport, and Tourism (Master's)
 Lane Hansen Kinesiology
 Calvin Hart General Studies
 Chase Hayden Strategic Brand Communication (Master's)
 Blake Hayes Public Health (Master's)
 Owen Hickey General Studies
 Brian Hightower Recreation, Sport, and Tourism
 Ezekiel Holmes Sociology
 Prather Hudson Recreation, Sport, and Tourism (Master's)
 Blake Jerasaty Finance (Master's)
 DJ Johnson Food Science and Human Nutrition
 Ryan Johnson Strategic Brand Communication (Master's)
 Jaden Jones-Watkins Communication
 Kerby Joseph Community Health
 Evan Kirts Recreation, Sport, and Tourism
 Doug Kramer Recreation, Sport, and Tourism (Master's)
 Josh Kreutz General Studies
 Tailon Leitzsey Communication (Second Bachelor's)
 Ty Lindenman Agriculture and Consumer Economics
 Reggie Love General Studies
 Vederian Lowe Communication
 Mike Manning Psychology
 Michael Marchese Management (Master's)
 Jartavius Martin Communication
 Sed McConnell General Studies
 James McCourt Management (Master's)
 Josh McCray General Studies
 Alec McEachern Technology Management (Master's)
 Ryan Meed Kinesiology
 Griffin Moore Recreation, Sport, and Tourism
 Donny Navarro Technology Management (Master's)
 Jer'Zhan Newton General Studies
 Tahveon Nicholson General Studies
 Jakari Norwood Recreation, Sport, and Tourism
 Kenenna Odeluga Business
 Moses Okpala Psychology
 Alex Palczewski Kinesiology
 Deon Pate Sociology

Julian Pearl Sociology
 Roderick Perry Recreation, Sport, and Tourism (Master's)
 Brandon Peters Strategic Brand Communication (Master's)
 Alex Pihlstrom Strategic Brand Communication (Master's)
 Josh Plohr Recreation, Sport, and Tourism
 Mako Rajkovic General Studies
 Keith Randolph Jr. Recreation, Sport, and Tourism
 Tip Reiman Kinesiology
 Hugh Robertson Finance
 Matt Robinson Recreation, Sport, and Tourism
 Max Rosenthal Strategic Brand Communication (Master's)
 Dylan Rosiek Kinesiology
 Carlos Sandy Communication
 Ben Schultz Agribusiness Markets and Management
 Miles Scott Kinesiology
 Artur Sitkowski Communication
 Jordyn Slaughter Sociology
 Eddie Smith Recreation, Sport, and Tourism (Master's)
 Kendall Smith Learning and Education Studies
 DD Snyder General Studies
 Deuce Spann Recreation, Sport, and Tourism
 Tyler Strain General Studies
 Ethan Tabel Germanic Studies (Second Bachelor's)
 Coran Taylor Communication
 Khmari Thompson Recreation, Sport, and Tourism
 Khalan Tolson Communication
 Kalen Villanueva General Studies
 Peyton Vining Recreation, Sport, and Tourism (Master's)
 Casey Washington Recreation, Sport, and Tourism
 Joriell Washington Community Health
 Isaiah Williams Recreation, Sport, and Tourism
 Brody Wisecarver General Studies
 Devon Witherspoon Communication
 Jamal Woods Community Health
 Terry Zapf Economics
 Luke Zardzin Recreation, Sport, and Tourism




SMITH FOOTBALL CENTER



The Standard of Excellence

Opened in 2019, The Henry Dale and Betty Smith Football Center is a 107,650 square foot facility adjoining the south end of the Irwin Indoor Practice Facility. The facility features new and expanded strength and conditioning and sports medicine space, coaches' offices, position meeting rooms, player development areas, locker rooms, and other areas for recruiting and prospect hosting.





BRET BIELEMA

- HEAD COACH
- IOWA '92
- FIRST SEASON AT ILLINOIS

THE BIELEMA FILE

HOMETOWN

Prophetstown, Illinois

BIRTHDATE

January 13, 1970

FAMILY

Wife: Jen

Daughters: Briella and Brexli

EDUCATION

B.S., marketing — Iowa, 1992

PLAYING EXPERIENCE

Iowa, 1989-92

Signed free-agent contract with the Seattle Seahawks, 1993

Milwaukee Mustangs, Arena Football League, 1994

BOWL COACHING EXPERIENCE

2016 Belk Bowl

2015 Liberty Bowl

2014 Texas Bowl

2012 Rose Bowl

2011 Rose Bowl

2009 Champs Sports Bowl

2008 Champs Sports Bowl

2008 Outback Bowl

2007 Capital One Bowl

2006 Capital One Bowl

2005 Outback Bowl

2004 Fiesta Bowl

2002 Holiday Bowl

2001 Alamo Bowl

1997 Sun Bowl

1996 Alamo Bowl

1995 Sun Bowl

Bret Bielema was named as the 26th Fighting Illini Head Football Coach in the 132-year history of the program in December 2020.

A native of Prophetstown, Illinois, Bielema (pronounced BEEL-ma) has 24 years of collegiate coaching experience and compiled a 12-year record of 97-58 (.626) as head coach at Wisconsin and Arkansas.

From 2006-12 Bielema was the head coach at Wisconsin, where he led the Badgers to three Big Ten championships (2010-12), six consecutive bowl games and a 68-24 record (.739). Bielema then spent five seasons as head coach at Arkansas from 2013-17. After inheriting a depleted roster and enduring a difficult first season, he led the Razorbacks to three consecutive bowl games, including victories against Texas in 2014 and Kansas State in 2015.

In Bielema's debut season at Wisconsin in 2006, the Badgers finished 12-1, including a victory in the Capital One Bowl against Arkansas. He was the first coach in Big Ten history to win 10 games in his first season, the first Wisconsin coach to win 11 games prior to a bowl game and became the third coach in NCAA history to win 12 games in his first season. Bielema won 17 of his first 18 games with the Badgers. The Badgers shared or won Big Ten championships three straight seasons from 2010-12 and led Wisconsin to victories in the first two Big Ten championship games.

Bielema's coaching pedigree and list of football mentors matches that of any coach in the nation. He played for and coached under Hall-of-Famer Hayden Fry, helping the Hawkeyes share the 1990 Big Ten title with Illinois. After two years as a graduate assistant and six seasons as linebacker coach at Iowa, Bielema spent two years as Co-Defensive Coordinator at Kansas State under Hall-of-Famer Bill Snyder, helping the Wildcats win the 2003 Big 12 Championship.

Two seasons later, he was named Defensive Coordinator at Wisconsin under Hall-of-Famer Barry Alvarez and moved into the head coaching role of the Badgers in 2006 when Alvarez retired.

Bielema has spent the last three seasons in the National Football League. His first two seasons in the NFL were with the New England Patriots as a consultant to six-time Super Bowl champion head coach Bill Belichick in 2018 and as the team's defensive line coach in 2019, when the Patriots won the AFC East with a 12-4 record and had the NFL's best defense. In Bielema's first season with the Patriots, New England was 11-5 and defeated the Los Angeles Rams in Super Bowl LIII. He has been the outside linebackers coach and senior assistant for the New York Giants during the 2020 season.

Bielema was a defensive lineman at Iowa from 1989-92, when he was a four-time letterman under Fry. After joining the team as a walk-on, Bielema earned a scholarship after his first year, started as a junior and was named a team captain for his senior season. Bielema graduated from Iowa in 1992 with a bachelor's degree in marketing.

Following his graduation, Bielema signed a free-agent contract with the Seattle Seahawks and ended his playing career in 1994 as a member of the Milwaukee Mustangs of the Arena Football League.

He and his wife, Jen, have two daughters, Briella Nicole and Brexli Nichole.


YEAR-BY-YEAR

2021	Illinois	Head Coach
2020	New York Giants	Outside Linebackers, Senior Assistant Coach
2019	New England Patriots	Defensive Line
2018	New England Patriots	Consultant to the Head Coach
2013-17	Arkansas	Head Coach (29-34)
2006-12	Wisconsin	Head Coach (68-24)
2004-05	Wisconsin	Defensive Coordinator
2002-03	Kansas State	Co-Defensive Coordinator
1996-2001	Iowa	Linebackers
1994-95	Iowa	Graduate Assistant


HEAD COACHING RECORD

YEAR	TEAM	W-L	POSTSEASON
2006	Wisconsin	12-1 (.923)	Capital One Bowl
2007	Wisconsin	9-4 (.692)	Outback Bowl
2008	Wisconsin	7-6 (.538)	Champs Sports Bowl
2009	Wisconsin	10-3 (.769)	Champs Sports Bowl
2010	Wisconsin	11-2 (.846)	Rose Bowl
2011	Wisconsin	11-3 (.786)	Rose Bowl
2012	Wisconsin	8-5 (.615)	(Did not coach Rose Bowl)
2013	Arkansas	3-9 (.250)	
2014	Arkansas	7-6 (.538)	Texas Bowl
2015	Arkansas	8-5 (.615)	Liberty Bowl
2016	Arkansas	7-6 (.538)	Belk Bowl
2017	Arkansas	4-8 (.333)	
2021	Illinois	3-5 (.375)	

TOTAL: 13TH YEAR // OVERALL: 100-63 // BIG TEN: 39-22



OFFENSIVE ASSISTANTS



TONY PETERSEN

OFFENSIVE COORDINATOR/QUARTERBACKS

Petersen has directed some of the nation's most exciting and prolific offenses during his 30-year college coaching career, serving as an offensive coordinator in the Big Ten, MAC, Conference USA, American and Sun Belt prior to taking the reins of the Fighting Illini offense. Petersen spent the 2020 season as offensive coordinator and quarterbacks coach at Appalachian State, when the Mountaineers finished 9-3 overall with a Myrtle Beach Bowl victory over North Texas on December 21. App State averaged 452 yards in total offense (26th nationally), including 264.9 rushing yards (7th nationally), on the season. He moved to App State after spending the 2019 season as an offensive analyst at Missouri following three-year stints coordinating successful offenses at Marshall (2010-12), Louisiana Tech (2013-15) and East Carolina (2016-18). He has helped lead his teams to 13 bowl games, seven conference championships and two FCS national championships throughout his coaching career. Petersen and his wife, Beth, have three children: Andy, Nikki Nelson and Taylor.



GEORGE MCDONALD

ASSISTANT HEAD COACH/WIDE RECEIVERS

George McDonald returns to his alma mater following six seasons at N.C. State and with experience in three Power-5 conferences and the NFL. McDonald began his coaching career as a graduate assistant at Ball State before earning his first full-time position at Northern Illinois from 2001-03. While in DeKalb, he coached First-Team All-MAC receiver, and current Minnesota head coach, P.J. Fleck, second-team All-American Dan Sheldon, and All-American Darrell "The Thrill" Hill. McDonald was a four-year letterwinner at receiver for the Fighting Illini and completed his Illinois football career with 57 receptions for 589 yards and four touchdowns. He led the Big Ten in kickoff return yardage in 1996 (736) while returning 57 kickoffs for 1,276 yards (22.4 avg.) during his career. McDonald also ran track his freshman and senior years, earning All-Big Ten honors his senior year when he set an Illinois record with a time of 6.74 in the 60 meters, a mark that still ranks seventh on the Illini top times list, to win the 1999 Big Ten Indoor Championships 60m title. He earned his bachelor's degree in health planning and administration from Illinois in 1999. He and his wife, the former Heather Anderson, have two sons, Roman and Maverick.



BART MILLER

OFFENSIVE LINE

Bart Miller joins Bret Bielema's coaching staff for the second time and comes to Champaign-Urbana after two successful seasons as offensive line coach and offensive run-game coordinator at Wyoming. Miller's first full-time coaching position came as the offensive line coach at Wisconsin under Bielema in 2012. He took over the offensive line unit in September of 2012 after serving as a graduate assistant coach the previous season at Wisconsin. The Badgers ranked No. 13 in the nation in rushing offense in 2012, averaging 236.36 rushing yards per game. Wisconsin won its third straight Big Ten Championship that season, defeating Nebraska 70-31 in the Big Ten Championship Game, and played in a third consecutive Rose Bowl. At Wisconsin, Miller coached First Team All-Big Ten selections Travis Frederick (center) and Rick Wagner (left tackle) in 2012. Miller played football and graduated from Elk Grove High School in the Chicago area prior to completing his bachelor's degree in organizational communication from New Mexico in 2007. He obtained a master's degree in education from New Mexico State in 2011. Originally from Omaha, Nebraska, Miller and his wife, Amy, have two sons, Barrett and Gunner.



BEN MILLER

SPECIAL TEAMS COORDINATOR/TIGHT ENDS

Ben Miller spent the previous 14 seasons as an assistant coach at Air Force. A 2002 Air Force Academy graduate, Miller spent the 2006 season as the offensive graduate assistant at Illinois under Ron Zook before returning to the Academy. He spent nine seasons as the running backs coach and 13 years coaching the specialists, including the last 10 as the special teams coordinator. His nine years working with Falcon running backs was highly successful. He oversaw the progress of first-year starter Cody Getz, who rushed for 1,248 yards in 2012. Miller also coached Jacobi Owens, who posted back-to-back 1,000-yard rushing seasons in 2014 and 2015, while topping 3,000 yards in his career. Miller was an all-conference offensive lineman for the Falcons, starting at left tackle as a junior and senior. After completing his collegiate career, Miller signed a contract with the Cleveland Browns, where he was used as a fullback/tight end/long snapper. Miller is married to the former Meghan Carney. The couple has two daughters, Quinn and Keeley, and a son, Lochlan.



CORY PATTERSON

RUNNING BACKS

Cory Patterson is in his fourth season as an assistant coach at Illinois in 2021. Illinois head football coach Bret Bielema retained Patterson on his coaching staff, changing roles to running backs coach. Patterson spent his first three seasons with the Illini as tight ends coach after three seasons as the highly successful head coach at Trinity Catholic High School in St. Louis. Patterson helped Illinois to the 2019 Redbox Bowl, the program's first bowl in five years. Patterson has been key to Illinois' recruiting efforts, specifically in St. Louis. Two of the highest rated recruits in the modern era have signed from St. Louis since the arrival of Patterson. Isaiah Williams, Patterson's quarterback at Trinity, and Shammond Cooper, Trinity's star linebacker, both came to Champaign-Urbana in 2019 as four-star prospects and top 150 recruits in the nation. Patterson is a 2002 finance graduate of Lindenwood University in St. Charles, Missouri. Patterson and his wife Tiffany have two daughters, Nyla and Nori.


GRADUATE ASSISTANTS/ANALYSTS

Reggie Bain - Graduate Assistant Coach, Offense

Taylor Reed - Graduate Assistant Coach, Offense

Adam Kleffner - Offensive Analyst

DEFENSIVE ASSISTANTS



RYAN WALTERS **DEFENSIVE COORDINATOR**

One of the nation's top young coaches, Walters arrived at Illinois following six seasons at Missouri, including three years as the Tigers' defensive coordinator and two years as co-defensive coordinator. Walters has had an impressive run at Missouri where he has overseen an impressive transformation of the Tiger defense into one of the SEC's top units. In 2019, Walters' defense ranked in the nation's Top 20 in several major categories, including total defense (14th NCAA/3rd SEC – 312.0 avg) and scoring defense (17th NCAA/6th SEC – 19.4 avg.), while excelling as a Top 10 pass defense (eighth in passing yards allowed NCAA/2nd SEC – 179.3 avg.). A native of Aurora, Colorado, Walters played collegiately at Colorado, where he was a standout safety for the Buffaloes (2004-08). He began his coaching career as a student assistant at Colorado working with the secondary in 2009, and then spent two years on staff at Arizona, where he was a graduate assistant in 2010 before being promoted to defensive backs coach for the 2011 season. Walters and his wife Tara have two sons, Aaron and Cason.



KEVIN KANE **ASSOCIATE HEAD COACH/OUTSIDE LINEBACKERS**

Kevin Kane reunites with Bielema following three seasons leading a stingy defense at SMU as defensive coordinator and linebackers coach. Kane joined the SMU staff in 2018 and in his first two seasons led the Mustangs to several national top 25 rankings, including the No. 1 ranking for sacks per game (3.92) and No. 3 ranking in tackles for loss (8.5 avg) in 2019. He made the move to SMU after spending the 2016 and 2017 seasons as the defensive coordinator at Northern Illinois. That was his second stint at NIU, having served in multiple capacities for the Huskies from 2011-14. Kane helped the Huskies to five bowl appearances during his time in DeKalb, including a win in the 2012 GoDaddy.com Bowl over Arkansas State, and three MAC Championships. During the 2015 season, Kane coached linebackers at Kansas. A 2006 graduate of Kansas, Kane played linebacker for the Jayhawks, earning All-Big 12 honorable mention accolades from the Associated Press as a junior and senior. He and wife Theresa have two sons, Jack and Colin, and one daughter, Nora.



ANDY BUH **LINEBACKERS**

Andy Buh brings 23 years of collegiate coaching experience to Champaign-Urbana including four different stops as defensive coordinator in three Power-5 conferences. Bielema and Buh spent the 2012 season together at Wisconsin helping the Badgers win the Big Ten Championship. He makes the move to Illinois after spending the 2020 season as outside linebackers coach at Arizona. Buh also spent time in the Big Ten as defensive coordinator and linebackers coach at Rutgers in 2019 and three years as defensive coordinator at Maryland from 2016-18. He also served as a coordinator earlier in his career at California, Nevada and Stanford. Buh had a successful three-year run at Maryland, guiding a Terrapins defense that collected 37 sacks in 2016. Buh's defense allowed just one 300-yard passer in his first season at Maryland and allowed just 212.3 passing yards per game on the season. The following year, Buh's defense collected 10 interceptions and saw four players earn All-Big Ten honors. A native of Escondido, California, Buh and his wife, Kelly, have two sons, Luke and Logan. He earned his bachelor's degree in physical education at Nevada in 1995.



TERRANCE JAMISON **DEFENSIVE LINE**

Terrance Jamison joined the Illini staff after one season at Purdue. A two-time graduate of Wisconsin, Jamison played on the defensive line for the Badgers from 2005-07 under Bielema before knee injuries forced him to the sidelines, and combined to serve four seasons as a student assistant (2008-09), quality control assistant (2011) and a graduate assistant (2012). Prior to making the move to Purdue in 2020, Jamison spent the 2019 season at Air Force in a similar role, where he helped the Falcons to an 11-2 record that included a 31-21 victory over Washington State in the Cheez-It Bowl. That Air Force defensive unit finished in the top 20 nationally in a number of categories, including rushing defense (7th, 100.5), defensive touchdowns (12th, 3), total defense (17th, 319.6) and scoring defense (20th, 19.8). A native of Riverdale, Illinois, who graduated from Thornton Township High School, Jamison has two degrees from Wisconsin, a bachelor's in agricultural business management (2009) and a master's in educational leadership and policy analysis (2011). He and his wife, Ashley, have two daughters, Ava and Mackenzie, and one son, Jayce.



AARON HENRY **DEFENSIVE BACKS**

Aaron Henry, who was a standout player and coached under Bielema at Wisconsin and Arkansas, respectively, makes the move to Champaign-Urbana after SEC, ACC and Big Ten stops at Vanderbilt, North Carolina State and Rutgers. Henry played under Bielema at Wisconsin where he was a All-Big Ten defensive back, earning 32 starts from 2007-11, and helping lead the Badgers to consecutive Big Ten titles and Rose Bowl appearances as a junior and senior. Henry spent the 2020 season as cornerbacks coach at Vanderbilt after three seasons at North Carolina State. He worked under Commodore and Wolfpack defensive coordinator Ted Roof at both schools, and helped NC State to a 9-3 record and Gator Bowl appearance in 2018. Henry has coached in three bowl games, including the 2018 Gator Bowl, 2017 Sun Bowl and 2015 Liberty Bowl. At native of Immokalee, Florida, Henry played football and baseball at Immokalee High School. As a wide receiver and defensive back, he helped Immokalee to the 2004 Florida state title and an undefeated regular season in 2006.

GRADUATE ASSISTANTS/ANALYSTS

Aaron Gonzales - Graduate Assistant Coach, Defense
Preston Gordon - Graduate Assistant Coach, Defense
Grant O'Brien - Defensive Analyst
Greg Froelich - Special Teams Analyst
Kevin Laeone Richardson II - Football Analyst
Ryan Simerson - Football Analyst

SERIES vs. IOWA

Series: Illinois leads, 38-36-2

Last: Iowa 35, Illinois 21 (12/05/2020)

Streak: Iowa, W7

at Iowa: Iowa leads, 19-18-2



LAST MEETING

ILLINOIS 21
#19 IOWA 35

DEC. 5, 2020

MEMORIAL STADIUM // CHAMPAIGN, ILL. // 875

SCORING BY QUARTER

Team	1	2	3	4	F
Illinois	7	7	0	7	21
Iowa	0	13	8	14	35

SCORING SUMMARY

First Quarter

ILL: Barker 24 yd pass from Peters (McCourt kick), 08:10 (9-70, 4:32)

Second Quarter

ILL: J. Imatorbhebhe 12 yd pass from Peters (McCourt kick), 13:30 (8-75, 3:24)

IOWA: LaPorta 22 yd pass from Petras (Duncan kick), 06:18 (8-52, 3:35)

IOWA: Duncan 40 yd field goal, 02:54 (6-32, 2:16)

IOWA: Duncan 27 yd field goal, 00:14 (8-44, 1:15)

Third Quarter

IOWA: Smith-Marsette 4 yd pass from Petras (Goodson pass from Petras), 08:24 (9-70, 4:35)

Fourth Quarter

IOWA: Beyer 16 yd pass from Petras (Duncan kick), 12:40 (2-32, 0:45)

IOWA: Smith-Marsette 13 yd run (Duncan kick), 01:56 (10-88, 5:35)

ILL: Sandy 29 yd pass from Williams (McCourt kick), 00:24 (10-75, 1:32)

TEAM STATISTICS

Category	ILL	IOWA
First Downs	20	22
Rushes-Yards	38-149	38-204
Passing Yards	199	220
Comp-Att-Int	17-35-0	18-28-0
Total Yards	348	424
Punts-Avg	7-38.0	5-42.0
Kickoff Returns	2-22.0	2-24.0
Penalties-Yards	3-30	3-22
Fumbles-Lost	0-0	0-0
Sacks By	2-10	1-8
Third-down Conv.	9-18	4-12
Time of Possession	29:34	30:26

INDIVIDUAL LEADERS

RUSHING (Carries-Yards-TD): IOWA - Goodson 17-92-0, Sargent 10-54-0, Smith-Marsette 2-44-1.

ILL - C. Brown 18-83-0, Williams 6-38-0, Peters 7-17-0.

PASSING (Comp-Att-INT-TD-Yds): IOWA - Petras 18-28-0-3-220. ILL - Peters 10-18-0-2-116.

RECEIVING (Rec-Yards-TD): IOWA - Smith 5-58-0, LaPorta 4-57-1, Smith-Marsette 4-32-1.

ILL - J. Imatorbhebhe 4-48-1, Barker 4-40-1, Campbell 2-24-0.

TACKLE LEADERS (Tackles, TFL-Yds): IOWA - Niemann 8, 0.0-0, Golston 8, 0.5-4; Nixon 5, 0.5, 4. ILL - Adams 10, 0.0-0; Hansen 7, 0.0-0; Carney Jr. 7, 0.5-1.

The Illinois-Iowa Series

- Saturday will be the 77th meeting between the Illini and Hawkeyes in a series that dates back to 1899.
- Illinois and Iowa did not play a game from 1953-1966 because of a fight following the 1952 game.
- Illinois leads the all-time series 38-36-2.
- Iowa has won seven straight meetings dating back to 2008, their longest streak in the series history.
- Illinois hung with #17 Iowa during their last trip Iowa City in a defensive battle. The Illini had more first downs than Iowa (20-16) and held the Hawkeyes to four field goals on scoring drives, but Illinois could only put 10 points on the board behind 336 yards of total offense. Donny Navarro caught a 31-yard touchdown pass from Brandon Peters for Illinois' only touchdown of the game, which tied the game 7-7 in the first quarter. After Navarro's touchdown it was a field goal battle with Illinois hitting one and Iowa hitting four.
- Al Brosky started one of the most impressive streaks in college football history when he intercepted a pass Nov. 11, 1950 against Iowa. That was the first of Brosky's NCAA record 15 consecutive games with an interception.
- Shawn Wax tied a program record with three touchdown receptions vs. Iowa 11/3/1990.
- Dike Eddleman set an Illinois record with an 88-yard punt vs. Iowa 11/6/1948.

Illinois Superlatives vs. Iowa

- Illinois' most rushing yards vs. Iowa: 178 Jack Pierce 11/10/1945, 174 John Karras 10/8/1949
- Illinois' most receiving yards vs. Iowa: 190 Rex Smith 11/8/1952, 148 Geronimo Allison 10/10/2015
- Illinois' most passing yards vs. Iowa: 358 Jason Verduzco 11/3/1990, 317 Wes Lunt 10/10/2015
- Illinois' longest rush vs. Iowa: 65 Buddy Young 10/14/1944, 63 John Karras 10/8/1949, 62 Chubby Phillips 10/27/1973, 61 Dick Raklovits 11/11/1950
- Illinois' longest pass vs. Iowa: 67 O'Connell to Smith 11/8/1952

Illinois-Iowa Connections

- Illinois head coach Bret Bielema played football at Iowa as a defensive lineman from 1989-92.
- Bielema served as a graduate assistant at Iowa from 1994-95 before spending five years as linebackers coach (1996-2001) for the Hawkeyes.
- Iowa offensive line coach George Barnett was a graduate assistant at Illinois during the 2004 season.
- Iowa senior Henry Marchese is the twin brother of Illini senior Michael Marchese. Their dad, John Marchese, played football at Iowa from 1982-86.
- Illinois head football athletic trainer Jeremy Busch graduated from Iowa and worked as an undergraduate athletic trainer for the Hawkeyes.

BOBBY ROUNDTREE

BOBBY ROUNDTREE PASSES AWAY

The Illini Family lost one of its inspirational leaders with the passing of former Fighting Illini football student-athlete Bobby Roundtree on July 16, 2021 in the Tampa Bay area. Roundtree, 23, suffered a serious spinal cord injury during a boating and swimming accident in Tampa Bay on May 18, 2019, and has been working on his rehabilitation there for more than 18 months, sharing much of his progress on his social media accounts.

“All of us with Illinois Athletics are shocked and saddened by the sudden passing of Bobby Roundtree,” said Illinois Director of Athletics Josh Whitman. “From his first day on campus, Bobby was a leader. His work ethic, competitive fire, and drive for excellence set him apart. Following his tragic accident, those same qualities allowed him to tackle his new challenges with the same vigor and determination that we had seen on the football field. In so doing, he continued to bring light and inspiration to the lives of those around him — and, in fact, to so many people who had never had the pleasure of meeting him.

“In the face of incredible adversity, he demonstrated he was, and always will remain, a true champion. Our thoughts and prayers are with his family. We will support them, and our players, coaches, and staff who knew him well, as we struggle to understand this terrible news and, ultimately, look to celebrate the remarkable young leader we have lost.”

97STRONG FLAG

Beginning with the 2021 season opener, the Illinois team will run out of the tunnel with a “97Strong” flag. Illinois defensive lineman Jamal Woods ran out the flag for the opener against Nebraska.



ILLINI NCAA & B1G RANKINGS

TEAM RANKINGS (130 teams ranked)			
CATEGORY	NCAA	B1G	STAT
3rd Down Conversion Pct	.69	.6	0.393
3rd Down Conversion Pct Defense	.42	.8	0.364
4th Down Conversion Pct	.117	.13	0.364
4th Down Conversion Pct Defense	.126	.14	0.750
Completion Percentage	.123	.13	0.513
Defensive Touchdowns	.44	.5	.1
Fewest Penalties	.15	.5	.47
Fewest Penalties Per Game	.15	.5	.47
Fewest Penalty Yards	.45	.10	.487
Fewest Penalty Yards Per Game	.46	.10	.487
First Downs Defense	.93	.13	.221
First Downs Offense	.106	.11	.182
Fumbles Lost	.44	.3	.8
Fumbles Recovered	.19	.3	.8
Kickoff Return Defense	.12	.5	16.5
Kickoff Returns	.119	.9	16.33
Net Punting	.12	.4	.3
Passes Had Intercepted	.4	.1	.3
Passing Offense	.124	.14	138.4
Passing Yards Allowed	.80	.11	237.6
Passing Yards per Completion	.124	.13	10.25
Punt Return Defense	.21	.5	3.89
Punt Returns	.117	.13	4.42
Red Zone Defense	.53	.7	0.82
Red Zone Offense	.118	.12	0.727
Rushing Defense	.71	.10	152.5
Rushing Offense	.50	.7	180.2
Sacks Allowed	.55	.7	2.00
Scoring Defense	.35	.8	21.6
Scoring Offense	.122	.12	17.2
Tackles for Loss Allowed	.67	.8	5.30
Team Passing Efficiency	.123	.12	105.8
Team Passing Efficiency Defense	.63	.11	131.1
Team Sacks	.41	.6	2.50
Team Tackles for Loss	.89	.10	4.7
Time of Possession	.64	.8	19.59
Total Defense	.74	.11	390.0
Total Offense	.117	.12	318.9
Turnover Margin	.17	.3	0.70
Turnovers Gained	.44	.7	.15
Turnovers Lost	.10	.1	.8
Winning Percentage	.87	.11	0.40

NCAA INDIVIDUAL RANKINGS (Top-75)			
CATEGORY	PLAYER	STAT	RANK
All Purpose Yards	C. Brown	121.8	32nd
Field Goal Per Game	McCourt	1.10	60th
Fumbles Recovered	Joseph	.3	2nd
Interceptions Per Game	Joseph	.4	6th
Punting	Hayes	45.0	24th
Rush Yards per Carry	C. Brown	5.95	27th
Rushing Yards	McCray	5.22	58th
Rushing Yards Per Game	C. Brown	106.4	13th
Sacks	Carney	0.65	30th
Total Interceptions	Joseph	.4	6th

BIG TEN INDIVIDUAL RANKINGS (Top-10)

CATEGORY	PLAYER	STAT	RANK
All Purpose	C. Brown	121.8	6th
Field Goal Percentage	McCourt	0.688	9th
Field Goals Per Gamw	McCourt	1.10	10th
Fumble Recovered	Joseph	.3	1st
Interceptions Per Game	Joseph	.4	2nd
Punting	Hayes	45.0	6th
Receiving Touchdowns	Barker	.4	10h
Yards Per Carry	C. Brown	5.95	5th
	McCray	5.22	7th
Rushing Yards	C. Brown	.851	4th
Rushing Yards Per Game	C. Brown	106.5	2nd
Total Interceptions	Joseph	.4	1st

AP TOP 25

Rk	Last	Team	Conf.	W-L	Pts.	Coaches		Last Week
						Poll		
1	1	Georgia (62)	SEC	10-0	1550	1		W 41-17 A Tennessee
2	3	Alabama	SEC	9-1	1449	*2		W 59-3 H New Mexico State
3	2	Cincinnati	AAC	10-0	1420	3		W 45-28 A South Florida
4	5	Oregon	Pac-12	9-1	1353	5		W 38-24 H Washington State
5	6	Ohio State	Big Ten	9-1	1341	4		W 59-31 H Purdue
6	7	Notre Dame	Ind	9-1	1175	6		W 28-3 A Virginia
7	8	Michigan State	Big Ten	9-1	1161	8		W 40-21 H Maryland
8	9	Michigan	Big Ten	9-1	1134	7		W 21-17 A #23 Penn State
9	10	Oklahoma State	Big 12	9-1	1106	9		W 63-17 H TCU
10	12	Mississippi	SEC	8-2	943	10		W 29-19 H #11 Texas A&M
11	18	Baylor	Big 12	8-2	882	13		W 27-14 H #4 Oklahoma
12	4	Oklahoma	Big 12	9-1	870	11		L 27-14 A #18 Baylor
13	13	Wake Forest	ACC	9-1	851	12		W 45-42 H #21 NC State
14	14	BYU	Ind	8-2	671	15		DNP
15	15	UTSA	C-USA	10-0	591	18		W 27-17 H Southern Miss
16	11	Texas A&M	SEC	7-3	583	16		L 29-19 A #12 Mississippi
17	17	Houston	AAC	9-1	509	17		W 37-8 A Temple
18	19	Iowa	Big Ten	8-2	491	14		W 27-22 H Minnesota
19	20	Wisconsin	Big Ten	7-3	467	20		W 35-7 H Northwestern
20	25	Pittsburgh	ACC	8-2	358	19		W 30-23 (10T) H North Carolina
21	NR	Arkansas	SEC	7-3	277	22		W 16-13 (10T) A LSU
22	24	Louisiana	Sun Belt	9-1	261	21		W 35-21 A Troy
23	NR	San Diego State	MWC	9-1	239	23		W 23-21 H Nevada
24	NR	Utah	Pac-12	7-3	141	25		W 38-29 A Arizona
25	21	NC State	ACC	7-3	95	24		L 45-42 A #13 Wake Forest

2021 BIG TEN STANDINGS

WEST DIVISION	BIG TEN		OVERALL	
	W	L	W	L
Wisconsin	5	2	7	3
Iowa	5	2	8	2
Minnesota	4	3	6	4
Purdue	4	3	6	4
Illinois	3	4	4	6
Nebraska	1	6	3	7
Northwestern	1	6	3	7
EAST DIVISION				
Ohio State	7	0	9	1
Michigan State	6	1	9	1
Michigan	6	1	9	1
Penn State	3	4	6	4
Maryland	2	5	5	5
Rutgers	2	5	5	5
Indiana	0	7	2	8

2021 ILLINOIS BIG PLAYS

(Rush/Pass/Rec/PR over 20 yds & KOR/Def over 40 yds)

Player	Run	Pass	Rec	Def	ST	Tot
Barker	.0	.0	.3	.0	.0	.3
C. Brown	.6	.0	.2	.0	.0	.8
Epstein	.1	.0	.1	.0	.0	.2
Hart Jr.	.0	.0	.0	.1	.0	.1
Sitkowski	.0	.7	.0	.0	.0	.7
Spann	.0	.0	.3	.0	.0	.3
Williams	.0	.0	.4	.0	.0	.2
Peters	.0	.9	.0	.0	.0	.8
Navarro	.0	.0	.0	.0	.1	.1
McCray	.4	.0	.1	.0	.0	.5
Love III	.1	.0	.0	.0	.0	.1
Washington	.0	.0	.2	.0	.0	.0
TOTAL	12	16	16	1	1	44

Nebraska (3)

1Q	45	Epstein rush
2Q	41	Hart fumble recovery
3Q	45	Spann reception (from Sitkowski)

UTSA (4)

2Q	31	Spann reception (from Sitkowski)
2Q	24	Williams reception (from Sitkowski)
4Q	27	Barker reception (from Sitkowski)
4Q	25	Williams reception (from Sitkowski)

Virginia (3)

2Q	33	Spann reception (from Sitkowski)
3Q	21	Brown rush
4Q	31	Campbell reception (from Sitkowski)

Maryland (7)

1Q	40	McCray reception (from Peters)
2Q	33	Brown, C. reception (from Peters)
2Q	28	Williams reception (from Peters)
2Q	22	Navarro kick return
3Q	38	McCray rush
3Q	21	Brown, C. reception (from Peters)
4Q	25	Love rush

Purdue (1)

3Q	38	McCray rush
----	----	-------------

Charlotte (3)

3Q	20	Brown, C. rush
3Q	31	Brown, C. rush
3Q	80	Brown, C. rush

Wisconsin (1)

2Q	23	Brown, C. rush
----	----	----------------

Penn State (3)

2Q	27	Brown, C. rush
3Q	22	McCray rush
3Q	28	McCray rush

Rutgers (4)

2Q	52	Williams reception (from Peters)
2Q	31	Washington reception (from Peters)
2Q	26	Barker reception (from Peters)
2Q	21	Barker Reception (from Peters)

Minnesota (1)

3Q	23	Pass Washington reception (from Peters)
----	----	---

ILLINOIS SCORING DRIVES

NEBRASKA

1st	4:07	S	Joseph, Kerby 0 yd	6-3 3:42
2nd	2:51	TD	Epstein, Mike 1 yd run (McCourt, James kick)	11-75 6:24
2nd	0:37	TD	Hart, Calvin 41 yd fumble recovery (McCourt, James kick)	3-2 0:21
3rd	6:56	TD	Ford, Luke 2 yd pass from Sitkowski (McCourt, James kick)	14-75 8:04
3rd	4:01	TD	Williams, Isaiah 1 yd pass from Sitkowski (McCourt, James kick)	3-47 1:10

UTSA

2nd	9:21	TD	Spann, Deuce 31 yd pass from Sitkowski (McCourt, James kick)	5-65 2:10
2nd	2:46	TD	Barker, Daniel 14 yd pass from Sitkowski (McCourt, James kick)	8-75 3:38
3rd	9:22	FG	McCourt, James 52 yd field goal	4-2 1:26
4th	14:15	FG	McCourt, James 53 yd field goal	8-30 4:04
4th	9:56	TD	Barker, Daniel 15 yd pass from Sitkowski (McCourt, James kick)	6-75 2:41
4th	1:55	FG	McCourt, James 32 yd field goal	14-60 2:56

Virginia

2nd	11:09	TD	Spann, Deuce 33 yd pass from Sitkowski (McCourt, James kick)	8-72, 4:19
3rd	12:59	TD	Brown, Chase 21 yd rush (McCourt, James kick)	4-75, 2:01

Maryland

2nd	1:27	FG	McCourt, James 25 yd field goal	10-73, 2:16
3rd	6:15	TD	McCray, Josh 38 yd rush (McCourt, James kick)	8-93, 3:37
4th	14:13	TD	Washington, Casey 30 yd rush (McCourt, James kick)	3-46, 1:05

Purdue

2nd	2:24	FG	McCourt, James 51 yd field goal	7-29, 3:40
3rd	8:18	FG	McCourt, James 35 yd field goal	13-58, 6:40
4th	14:51	FG	McCourt, James 45 yd field goal	6-53, 1:39

Charlotte

1st	7:28	FG	McCourt, James 29 yd field goal	17-64, 7:32
2nd	8:18	TD	Barker, Daniel 10 yd pass from Peters (McCourt kick)	12-65, 5:40
3rd	14:51	TD	Brown, Chase 31 yd rush (McCourt kick)	10-94, 4:52
3rd	0:00	TD	Brown, Chase 80 yd rush (McCourt kick)	1-80, 0:12

Wisconsin

none

Penn State

2nd	2:52	TD	C. Brown 1 yd rush (McCourt kick)	15-75, 8:20
4th	11:49	FG	J. McCourt 37 yd field goal	16-70, 7:33
OT1	00:00	FG	J. McCourt 39 yd field goal	4-4, 0:00
OT2	00:00	FG	McCourt 22 yd field goal	7-21, 0:00
OT8	00:00	2P	Williams pass from Peters	
OT9	00:00	2P	Washington pass from Peters	

Rutgers

2nd	10:13	TD	Williams 52 yd pass from Peters (McCourt kick)	4-66, 1:40
2nd	1:28	TD	Barker 26 yd pass from Peters (McCourt kick)	4-80, 0:44

Minnesota

1st	8:15	TD	William 2 yd rush (McCourt kick)	8-49, 3:51
2nd	14:55	TD	Reiman 15 yd pass from Peters (McCourt kick)	11-86, 4:56

TEAM GAME-BY-GAME STATISTICS

Team	Score	First Downs	Rushing Att-Yd-TD	Passing C-A-Int-TD	Passing Yards	Total Offense	Punt	Fumbles	Penalties	Time Poss
Illinois	30	18	48-167-1	15-19-0-2	159	326	6-272	1-1	3-40	34:55
vs. Nebraska	22	19	39-160-2	16-32-0-1	232	392	5-172	2-1	5-67	25:05
Illinois	30	24	35-146-0	22-43-0-3	266	412	5-245	3-1	7-61	29:18
vs. UTSA	37	26	50-217-3	20-32-0-1	280	497	5-221	1-1	3-43	30:42
Illinois	14	20	27-116-1	24-45-1-1	221	337	7-300	1-0	8-90	27:52
at Virginia	42	31	533-133-1	28-40-1-5	423	556	3-140	1-0	9-74	31:19
Illinois	17	19	45-150-2	10-26-1-0	185	335	7-302	1-0	6-44	30:51
vs. Maryland	20	24	27-131-1	32-43-0-1	350	481	6-283	3-2	8-63	29:09
Illinois	9	17	42-175-0	14-27-0-0	100	275	6-291	1-0	1-10	33:45
at Purdue	13	17	26-38-0	24-40-2-1	277	315	5-229	2-0	1-15	26:15
Illinois	24	22	50-336-2	10-19-0-0	78	414	1-39	1-0	7-85	34:03
vs. Charlotte	14	17	27-72-0	17-23-1-2	191	263	3-117	2-0	5-47	25:57
Illinois	0	30	13-26-0	11-34-0-0	67	93	7-326	0-0	0-0	17:17
vs. Wisconsin	24	9	61-391-3	10-19-1-0	100	491	2-84	1-1	9-101	42:43
Illinois	20	26	67-357-1	8-21-1-0	78	395	4-172	3-2	4-50	36:25
at Penn State	18	14	29-62-0	19-34-0-1	165	227	8-375	1-0	7-81	23:35
Illinois	14	23	30-107-0	14-19-0-2	190	297	8-355	0-0	3-35	35:01
vs. Rutgers	20	10	51-230-1	10-21-0-0	158	388	6-282	0-0	3-15	24:59
Illinois	14	17	48-185-1	7-10-0-1	80	265	7-306	1-0	7-72	30:20
vs. Minnesota	6	20	35-98-1	16-30-2-0	200	289	4-179	1-0	4-35	29:40

GAME-BY-GAME STARTERS

OFFENSIVE STARTERS

GAME	T	G	C	G	T	QB	RB	WR /OL	WR/OL	TE	TE/FB
Nebraska	Lowe	Jeresaty	Kramer	Pihlstrom	Palczewski	Peters	Epstein	Williams	Navarro	Ford	Barker
UTSA	Lowe	Jeresaty	Kramer	Pihlstrom	Palczewski	Sitkowski	Norwood	Washington	Navarro	Ford	Barker
Virginia	Lowe	Badovinac	Kramer	Pearl	Palczewski	Sitkowski	C. Brown	Williams	Campbell	Ford	Barker
Maryland	Lowe	Badovinac	Jeresaty	Pearl	Palczewski	Peters	C. Brown	Washington	Sandy	Ford	Barker
Purdue	Lowe	Jeresaty	Kramer	Pearl	Palczewski	Peters	McCray	Bryant	Sandy	Ford	Badovinac
Charlotte	Lowe	Pihlstrom	Kramer	Pearl	Palczewski	Peters	C. Brown	Bryant	Sandy	Ford	Reiman
Wisconsin	Lowe	Pihlstrom	Kramer	Pearl	Palczewski	Peters	C. Brown	Williams	Washington	Ford	Reiman
Penn State	Lowe	Badovinac	Kramer	Palczewski	Pearl	Sitkowski	C. Brown	Barlev	Pihlstrom	Ford	Reiman
Rutger	Lowe	Badovinac	Kramer	Palczewski	Pearl	Peters	C. Brown	Scott	Hightower	Ford	Marchese
Minnesota	Lowe	Badovinac	Kramer	Palczewski	Pearl	Peters	C. Brown	Bryant	Sandy	Ford	Barker
Consecutive	44	3	6	10	8	2	5	1	1	10	1
Career	50	5	46	50	12	23	13	3	4	12	21

DEFENSIVE STARTERS

GAME	OLB	DT	DT	OLB/DT	OLB/LB	LB	CB	CB	S/LB	S	S
Nebraska	Carney Jr.	Newton	Randolph	Gay	Hansen	Hart Jr.	Adams	Witherspoon	Martin	S. Brown	Joseph
UTSA	Carney Jr.	Newton	Perry	Gay	Hansen	T. Barnes	Adams	Witherspoon	Tolson	S. Brown	D. Smith
Virginia	Carney Jr.	Woods	Perry	Gay	Hansen	T. Barnes	Adams	Witherspoon	Martin	S. Brown	D. Smith
Maryland	Carney Jr.	Newton	Perry	Coleman	Hansen	T. Barnes	Nicholson	Witherspoon	Martin	S. Brown	Joesph
Purdue	Carney Jr.	Newton	Perry	Coleman	McEachern	Tolson	Adams	K. Smith	Martin	S. Brown	Joseph
Charlotte	Carney Jr.	Newton	Randolph	Coleman	T. Barnes	Tolson	Adams	Nicholson	Martin	S. Brown	Joseph
Wisconsin	Carney Jr.	Newton	Perry	Gay	Hansen	T. Barnes	Adams	Witherspoon	Tolson	S. Brown	Joseph
Penn State	Carney Jr.	Newton	Perry	Randolph	Tolson	T. Barnes	Adams	Witherspoon	Martin	S. Brown	Joseph
Rutgers	Carney Jr.	Newton	Perry	Randolph	Tolson	T. Barnes	Adams	Witherspoon	Martin	S. Brown	Joseph
Minnesota	Carney Jr.	Newton	Perry	Randolph	Gay	T. Barnes	Adams	Witherspoon	Martin	S. Brown	Joesph
Consecutive	18	7	4	3	1	6	6	4	3	10	7
Career	26	12	14	5	18	10	34	17	23	36	10

2021 STARTERS BY POSITION

OFFENSE

Pos.	#	Player	Starts
QB	18	Brandon Peters	7
	9	Artur Sitkowski	3
RB	2	Chase Brown	7
	26	Mike Epstein	1
	3	Jakari Norwood	1
	0	Josh McCray	1
WR	11	Carlos Sandy	5
	14	Casey Washington	3
	1	Isaiah Williams	3
	13	Pat Bryant	3
	86	Donny Navarro	2
	19	Dalevon Campbell	1
	7	Brian Hightower	1
TE	85	Miles Scott	1
	82	Luke Ford	10
	87	Daniel Barker	5
OL	89	Tip Reiman	3
	79	Vederian Lowe	10
	63	Alex Palczewski	10
	65	Doug Kramer	10
	54	Julian Pearl	9
	75	Alex Pihlstrom	5
	72	Jack Badovinac	5
	55	Blake Jeresaty	4
	68	Zach Barlev	1

DEFENSE

Pos.	#	Player	Starts
OLB	99	Owen Carney	10
	92	Isaiah Gay	5
	49	Seth Coleman	3
DT	94	Jer'Zhan Newton	9
	96	Roderick Perry	8
	88	Keith Randolph	5
	91	Jamal Woods	1
LB	44	Tarique Barnes	8
	45	Khalan Tolson	6
	35	Jake Hansen	5
	5	Calvin Hart	1
CB	46	Alec McEachern	1
	6	Tony Adams	9
	31	Devin Witherspoon	8
	10	Tahveon Nicholson	2
S	7	Kendall Smith	1
	30	Sydney Brown	10
	21	Jartavius Martin	8
	25	Kerby Joseph	8

SPECIAL TEAMS

Pos.	#	Player	Starts
K	17	James McCourt	10
P	14	Blake Hayes	10
LS	56	Ethan Tabel	10

PRONUNCIATION GUIDE

Lucas Althaus all-THAUSE
 Jafar Armstrong juh-FAR
 Jack Badovinac buh-DOH-VI-nack
 Tarique Barnes ta-REEK
 Christian Bobak bo-BACK
 Matt Bobak bo-BACK
 Verdis Brown VUR-diss
 Dalevon Campbell DALE-von
 Mike Cerniglia Jr. Sher-nell-lee-uh
 Sean Coghlan COG-lan
 Samari Collier Suh-MAR-ee
 Shammond Cooper SHUH-mond
 Tommy Cronin CROW-nin
 Kionte Curry KEE-on-tay
 Preston Engel EN-gull
 Mike Epstein ep-STEEN
 Nick Fedanzo fa-DON-zo
 Josh Gesky guess-KEE
 Ezekiel Holmes Eh-ZEE-kee-ul
 Prather Hudson PRAY-thur
 Blake Jeresaty jair-uh-sot-ee
 Josh Kreutz krew-tz
 Tailon Leitzsey TAY-lon LIT-see
 Ty Lindenman Lind-uh-man
 Vederian Lowe vuh-DARE-ee-an
 Michael Marchese mar-CASE
 Jartavius Martin jar-TAY-vee-us
 Alec McEachern Mc-CARE-un
 Tahveon Nicholson tah-VEE-ohn
 Jakari Norwood juh-CAR-ee
 Kenenna Odeluga Kuh-nen-uh Oh-duh-loo-guh
 Moses Okpala oak-PAH-la
 Alex Palczewski pal-CHESS-key
 Alex Pihlstrom PILL-strum
 Josh Plohr plor
 Marko Rajkovic RAY-koh-vitch
 Dylan Rosiek ROH-see-ek
 Artur Sitkowski Sit-kow-skee
 Deuce Spann span
 Ethan Tabel tuh-BELL
 Coran Taylor kor-AHN
 Khmari Thompson Kuh-MAR-ee
 Khalan Tolson KAY-lahn
 Peyton Vining VINE-ing
 Joriell Washington jur-EE-el
 Devon Witherspoon DEV-in

THE LAST TIME (TEAM)

	Illinois	Opponent
80 points:	87 vs. Illinois Wesleyan (87-3), 10/5/1912	--
70 points:	79 vs. Illinois State (79-6), 9/16/1944	70, Michigan (70-21), 11/7/1981
60 points:	65 at Michigan (65-67), 11/6/2010	63, Maryland (63-33), 10/27/2018
50 points:	55 vs. Minnesota (55-31), 11/3/2018	56, at Penn State (21-56), 12/19/2020
40 points:	41 at Nebraska, 11/21/2020	42, at Virginia (14-42), 9/11/2021
0 points in 2nd half:		at Penn State 10/23/21
Allowed 0 points:	Western Illinois (44-0), 9/12/2015	
Did not score a touchdown:	at Purdue (9-13), 09/25/2021	Akron, (3-42) 8/31/2019
400 rushing yards:	430 vs. Minnesota, 11/3/2018	411, at Northwestern, 12/12/2020
300 rushing yards:	357 at Penn State 10/23/21	411, at Northwestern, 12/12/2020
200 rushing yards:	285 at Nebraska, 11/21/2020	253, at Penn State, 12/19/2020
Three 70+ yard runs:	3 (72, 72, 77) vs. Minnesota, 11/3/2018	
Fewer than 100 rushing yards:	26 vs. Wisconsin 10/9/2021	83, Purdue, 10/31/2020
Fewer than 50 yards rushing:	26 vs. Wisconsin 10/9/2021	38, Purdue 09/25/2021
Fewer than 20 yards rushing:	14 vs. Northwestern 11/30/2019	10, UConn, 9/7/2019
Negative yards net rushing:	-27 vs. Arizona, 9/18/1993	-10, Murray State, 9/3/2016
One first down:		Missouri, 9/10/1994
Zero first downs:		Michigan, 10/27/1934
400 passing yards:	450 vs. Purdue, 10/4/2014	423, at Virginia, 9/11/2021
300 passing yards:	369 at Michigan State, 11/9/2019	327, at Penn State, 12/19/2020
Fewer than 100 passing yards:	80 at Minnesota 11/3/2021	82, at Northwestern 12/12/2020
4 TD catches by tight ends:	4 vs. Miami (Ohio), 9/28/2013	
700 total net yards:	723 vs. Illinois-Normal, 9/16/1944	712, Maryland, 10/27/2018
600 total net yards:	646 vs. Minnesota, 11/3/2018	674, vs. Nebraska, 9/21/2019
500 total net yards:	509 at Nebraska, 11/10/2018	556, at Virginia, 9/11/2021
400 total net yards:	414 vs. Charlotte, 10/2/2021	491, Wisconsin 10/9/2021
Fewer than 250 total net yards:		192, Akron, 8/31/2019
Fewer than 100 total net yards:	93 vs. Wisconsin 10	96, South Dakota State, 9/10/2011
9+ sacks in a game:	9 at Purdue, 11/3/2001	
6+ sacks in a game:	6 at Minnesota 11/3/2021	6, Maryland 9/17/2021
No sacks allowed:	vs. Rutgers 10/30/2021	
Back-to-back games with no sacks allowed:	vs. Michigan State, 11/5/2016 and at Wisconsin, 11/12/2016	
15+ TFL in a game:	15 vs. San Jose St., 9/21/2002	
10+ TFL in a game:	10 vs. Rutgers, 11/2/2019	
10+ passes broken up:	11 vs. Illinois State, 9/12/2009	
Forced 5+ turnovers:	5 at Nebraska, 11/21/2020	
Turned ball over 5+ times:	6 vs. Louisiana Tech, 9/22/2012	
No turnovers:	vs. Rutgers 10/30/21	
Back-to-back games with no turnovers:	at Nebraska, 11/21/2020 and vs. Iowa, 12/5/2020	
Successful two-point conversion:	vs. Michigan, 10/12/2019	Nebraska, 9/21/2019
Two successful two-point conversions:	at Ohio State (2), 11/3/2012	Northwestern (2), 11/29/2014
Five field goals:	5 vs. Wisconsin, 10/20/2001	
Missed extra point kick:	at Michigan State, 11/9/2019	
Blocked two kicks:	2 at South Florida, 9/15/2017	Minnesota, 11/2/2021
Blocked two punts:	2 vs. Indiana, 10/23/2010	
Entire game without punting:	vs. Miami (Ohio), 9/28/2013	
No penalties:	vs. Wisconsin 10/9/2021	at Nebraska, 10/1/2016
A successful on-side kick:	vs. Penn State, 11/22/2014	
Overtime game:	Win at Penn State, 20-8 (90T), 10/23/21	
Overtime game at home:	Loss vs. Purdue, 34-31 (OT), 10/8/2016	
A game with a weather delay:	at South Florida, 9/15/2017 (0:37 delay)	
A game was postponed:	vs. Kent State, 9/4/2015 (2:50 delay)	
	Eventually postponed and played next day on 9/5/2015	

THE LAST TIME (INDIVIDUAL)

	Illinois	Opponent
Rushing		
300 yards rushing:	330, Mikel Leshoure vs. Northwestern, 11/20/2010	
250 yards rushing:	257, Chase Brown vs. Charlotte, 10/2/2021	256, Jordan Canzeri, Iowa, 10/10/2015
200 yards rushing:	223, Chase Brown at Penn State 10/23/21	224, Mohamed Ibrahim, Minnesota, 11/7/2020
150 yards rushing:	156, Josh McCray at Purdue 09/25/2021	224, Mohamed Ibrahim, Minnesota, 11/7/2020
Back-to-back 175-yard rushing games:	Rashard Mendenhall (189 vs. Ball State, 10/27/2007 & 201 at Minnesota, 11/3/2007)	
Three consecutive 100-yard rushing games:	Reggie Corbin, 10/20/2018-11/3/2018 (3 games)	
Five consecutive 100-yard rushing games:	Mikel Leshoure, 11/6/2010-12/29/2010 (5 games)	
Two rushers with 175 yards:	Harvey (215), Havard (175) vs. Middle Tennessee, 9/12/1998	
Two rushers with 100 yards:	C. Brown. (223) and McCray (142) at Penn State, 10/23/21	Mellusi (145), Allen (131), Wisconsin 10/9/2021
80+ yard rushing play:	80, Chase Brown vs. Charlotte, 10/2/2021	
75+ yard rushing play:	77, Reggie Corbin vs. Minnesota, 11/3/2018 (3rd quarter)	79, Justin Jackson, vs. Northwestern, 11/25/17
Two 40+ runs in one quarter:	56 and 56 (2nd), Kendrick Foster vs. Murray State, 9/3/2016	Carlos Hyde (51, 55 in 4th), Ohio State, 11/16/2013
True-freshman rushed for 100 yards:	Josh McCray, 156 at Purdue, 09/25/2021 and at	
True-freshman rushed for 100 yards in first career game:	E.B. Halsey, 139 vs. Missouri, 8/30/2003	
40 rushing attempts:	40, Antoineo Harris at Wisconsin, 11/9/2002	
30 rushing attempts:	33, C. Brown at Penn State 10/23/21	
Two rushers with 2 TDs:	Corbin (2) & Bush, Jr. (2) vs. Minnesota, 11/3/2018	
8 TDs rushing:	Howard Griffith (8) vs. Southern Illinois, 9/22/1990	
4 TDs rushing:	Antoineo Harris (4) vs. Indiana, 10/27/2002	
3 TDs rushing:	A.J. Bush, Jr. (3) at Nebraska, 11/10/2018	
2+ TDs rushing by a QB:	A.J. Bush, Jr. (3) at Nebraska, 11/10/2018	
Receiving		
200 yards receiving:	200, Mike Dudek vs. Purdue, 10/4/2014	246, Roy Roundtree, Michigan, 11/6/2010
150 yards receiving:	178, Josh Imatorbhebe at Michigan State, 11/9/2019	155, Zakhari Franklin, UTSA, 9/4/2021
100 yards receiving:	101, Isaiah Williams vs. UTSA, 9/4/2021	133, Jelani Woods, Virginia, 9/11/2021
Two 100-yard receivers:	Turner (164) and Hardee (125) at Northwestern, 11/26/2016	David Bell (122), Milton Wright (100), Purdue, 10/31/2020
Running back with 100+ yards receiving:	100, Josh Ferguson vs. Northwestern, 10/27/2015	
70+ yard pass play:	83, Josh Imatorbhebe from Brandon Peters at Michigan State, 11/9/2019	75, Penn State (Sean Clifford to Jahan Dotson), 12/19/2020
60+ yard pass play:	83, Josh Imatorbhebe from Brandon Peters at Michigan State, 11/9/2019	
50+ yard pass play:	52, Josh Imatorbhebe from Coran Taylor vs Minnesota, 11/7/2020	75, Penn State (Sean Clifford to Jahan Dotson), 12/19/2020
10+ receptions:	11, Malik Turner at Northwestern, 11/26/2016	10, Zakhari Franklin, UTSA, 9/4/2021
Two receivers with 2 TDs:	Will Judson and Chris Duval vs. Missouri, 8/30/2008	
Three receiving TDs:	A.J. Jenkins (3) vs. Northwestern, 10/1/2011	
Offensive lineman caught a pass:	Jeff Allen, (1 rec., 2 yds) vs. Southern Illinois, 9/11/2010	
Offensive lineman scored a TD:	Corey Lewis, fumble recovery in end zone at Indiana, 11/9/2013	
Passing		
600 yards passing:	621, Dave Wilson at Ohio State, 11/8/1980	
500 yards passing:	621, Dave Wilson at Ohio State, 11/8/1980	
400 yards passing:	456, Wes Lunt vs. Western Kentucky, 9/6/2014	405, Brennan Armstrong, at Virginia, 9/11/2021
300 yards passing:	369, Brandon Peters. at Michigan State, 11/9/2019	350, Taulia Tagovailoa vs. Maryland, 9/17/2021
Consecutive 300-yard passing games:	N. Scheelhaase at Penn State (321, 11/2/2013) and at Indiana (450, 11/9/2013)	
Three consecutive 300-yard passing games:	Jason Verduzco vs East Carolina (352, 8/31/1991), at Missouri (431, 9/14/1991) and vs. Houston (341, 9/21/1991)	
6 TDs passing:	Dave Wilson at Ohio State, 11/8/1980	
5 TDs passing:	Nathan Scheelhaase (5) vs. Miami (Ohio), 9/28/2013	Brennan Armstrong (5) at Virginia, 9/11/2021
4 TDs passing:	Brandon Peters (4) at UConn, 9/7/2019	
3 TDs passing:	Sitkowski, Artur (3) vs UTSA, 11/4/2021	
Two 65-plus yard TD passes in the same game:	N. Scheelhaase, 77 & 67 yds to A.J. Jenkins at Indiana, 10/8/11	
10+ consecutive completions in a game:	Brandon Peters (10) at UConn, 9/7/2019	
Non-QB with passing TD:	Trenard Davis (WR) vs. Penn State, 9/21/2018	

THE LAST TIME (INDIVIDUAL)

	Illinois	Opponent
Defense		
20 Tackles:	J Leman (20) vs. Missouri, 9/1/2007	
19 Tackles:	Clayton Fejedelem (19) vs. Wisconsin, 10/24/2015	
4 interceptions:	Mike Gow (4) vs. Stanford, 9/21/1974	
3 interceptions:	Eugene Wilson (3) vs. Penn State, 11/10/2001	
2 interceptions:	Sydney Brown (2) vs. Michigan State, 11/9/2019	
3+ sacks in a game:	Owen Carney, Jr. (3.0) vs. Purdue, 10/31/2020	
5+ TFLs in a game:	Jake Hansen (6.0) vs. Kent State, 9/1/2018	
4+ TFLs in a game:	Jamal Milan (4.0) at Purdue, 10/26/2019	
4+ PBUs in a game:	Devon Witherspoon (4) vs. Nebraska, 8/28/2021	
3+ PBUs in a game:	Devon Witherspoon (4) vs. Nebraska, 8/28/2021	Herbig (3), Wisconsin, 10/9/2021
3+ PBUs in back-to-back games:	Jaylen Dunlap vs. Minnesota (3) and Michigan State (4), 10/29/16-11/5/16	
Interception by a lineman:	Keith Randolph, vs. Charlotte 10/3/2021	
Interception return for TD:	Sydney Brown (76 yards) at Michigan State, 11/9/2019	Tyler Coyle (52 yards), at UConn, 9/7/2019
Two players with interception returns for TD in a game:	Pat Nixon-Youman (68 yards), Jonathan Brown (66 yards) vs. Indiana, 10/23/2010	
Fumble recovery for TD:	CJ Hart (41 yards) vs. UTSA, 9/4/2021	Grant Marvin (4 yards), Purdue, 10/31/2020
Safety:	Kerby Joseph special teams tackle vs. Nebraska 8/28/2021	Team (tackle in end zone), Minnesota, 10/29/2016
Defensive extra point:	Nate Hobbs (75 yards) at USF, 9/15/2017	
Total Offense/All-Purpose		
500 yards total offense:	503, Juice Williams vs. Minnesota, 10/11/2008	
400 yards total offense:	439, Wes Lunt vs. Western Kentucky, 9/6/2014	
300 yards passing and 100 yards rushing:	431 (310-121), Juice Williams at Michigan, 10/4/2008	
300 all-purpose yards:	328, A.J. Jenkins vs. Northwestern, 10/1/2011	
200 all-purpose yards:	223, Chase Brown at Penn State, 10/23/21	
4 total TDs:	Brandon Peters (4 pass) at UConn, 9/7/2019	
2 TDs in 1 minute:	Ke'Shawn Vaughn at Purdue (3rd quarter), 11/7/2015	
Special Teams		
5 field goals:	Doug Higgins vs. Michigan State, 10/20/1990	
4 field goals:	Chase McLaughlin (4) at Maryland 10/27/2018	Keith Duncan, Iowa 11/23/2019
3 field goals:	James McCourt (3) at Penn State, 10/23/21	
Made 50+ yard field goal:	James McCourt (52) vs. UTSA, 9/4/2021	
Three 50+ yard field goals:	--	Tim Douglas (51, 58, 51), Iowa, 9/26/1998
Blocked a punt:	Dawson DeGroot vs. Western Illinois, 9/8/2018	
Blocked punt for a touchdown:	Dawson DeGroot (block), Stanley Green (TD) vs. Western Illinois, 9/8/2018	A.J. Epenesa (19 yards), Iowa, 11/17/2018
Blocked two field goals:	Terrell Washington vs. NIU, 9/8/2001	
Blocked two PATs:	Rob Bain at Penn State, 10/31/2015	
Blocked a field goal:	Isaiah Gay at USF, 9/15/2017	
Blocked a PAT:	Calvin Avery vs. Nebraska, 9/21/2019	
Punt return for TD:	V'Angelo Bentley (67 yards) vs. Ohio State, 11/16/2013	K. Groenewed (61 yards), Iowa, 11/17/2018
Kickoff return for TD:	V'Angelo Bentley (100 yards) vs. Southern Illinois, 8/31/2013	L. Wade (100 yards), Penn State, 12/19/2020
Blocked FG returned for TD:	Travis Williams (66 yards) vs. Illinois State, 9/6/2003	
Two-point conversion:	Dre Brown run vs. Michigan, 10/12/2019	
Two two-point conversions in the same game:	2 at Ohio State, 11/3/2012 (Russell pass to LaCrosse; Russell rush)	

GAME SUMMARIES

GAME 1

NEBRASKA	22
ILLINOIS	30

AUG. 28, 2021

MEMORIAL STADIUM // CHAMPAIGN, ILL. // 41,064

SCORING BY QUARTER

Team	1	2	3	4	F
Nebraska	0	9	7	6	22
Illinois	2	14	14	0	30

SCORING SUMMARY

First Quarter

ILL: Joseph safety, 4:07 (6-3,3:42)

Second Quarter

NEB: Stepp 2 yd rush (Culp kick missed), 14:25 (7-63, 02:27)
NEB: Culp 27 yd FG 9:15 (8-60, 03:01)
ILL: Epstein 1 yd rush (McCourt kick), 2:51 (11-75, 06:24)
ILL: Hart Jr. 41 yd fumble return (#17 J.McCourt kick), 0:37 (00:21)

Third Quarter

ILL: Ford 2 yd pass from Sitkowski (McCourt kick), 6:56 (14-75, 08:04)
ILL: Williams 1 yd pass from Sitkowski (McCourt kick), 4:01 (3-47, 01:10)
NEB: Martinez 75 yd rush (Culp kick), 3:48 (1-75, 00:13)

Fourth Quarter

NEB: Martin 4 yd pass from Martinez (Culp kick missed), 2:41 (19-91, 06:42)

TEAM STATISTICS

Category	ILLINOIS	NEBRASKA
First Downs	18	19
Rushes-Yards	48-167	39-160
Passing Yards	159	232
Comp-Att-Int	15-19-0	16-32-0
Total Yards	326	392
Punts-Avg	6-45.3	5-34.4
Kickoff Returns	6-372	5-331
Penalties-Yards	3-40	5-67
Fumbles-Lost	1-1	2-1
Sacks By	5-35	3-17
Third-down Conv.	6-13	5-14
Time of Possession	34:55	25:05

INDIVIDUAL LEADERS

RUSHING (Carries-Yards-TD): ILL - Epstein 16-75-1, Love 12-45-0.

NEB - Martinez 17-111-1, Ervin 12-33

PASSING (Comp-Att-INT-TD-Yds): ILL - Sitkowski 12-15-0-2-124.

NEB - Martinez 16-32-0-1-232.

RECEIVING (Rec-Yards-TD): ILL - Williams 6-41-1, Ford 3-30-1, Washington 2-12-0. NEB - Martin 6-103-1, Toure 3-37-0, Manning 2-26-0

TACKLE LEADERS (Tackles, TFL-Yds): ILL - Adams 11, 0.0-0; Brown 9, 0.0-0; Hart 6, 1.5-8. NEB - Henrich 11, 0.5-1; Reimer 8, 0.5-0; Nelson 6, 2.5-9.

GAME NOTES

- Nebraska's 22 points were the fewest allowed by the Illini defense at Memorial Stadium since defeating Rutgers 38-10 on Nov. 2, 2019.
- Illinois reeled off 28 points in a span of just 13:50, scoring four TDs that turned a 9-2 deficit with less than three minutes left in the first half into a 30-9 lead with just over four minutes remaining in the third quarter.
- Illinois beat Nebraska for the second-straight season, improving to 5-13-1 all-time against the Huskers, including a 3-4-1 record in Champaign.
- This was Illinois' first victory over Nebraska at home since 2015.
- Illinois has now defeated Nebraska in consecutive seasons for the first time since 1923 (W, 24-7 in Champaign) and 1924 (W, 9-6 in Lincoln).
- Illinois posted a conference win in a season opener for the first time since Sept. 1, 1984 (24-16 victory over Northwestern in Champaign).
- Illinois played a season opener at Memorial Stadium against a conference opponent for the first time since Sept. 2, 1995, when No. 25 Illinois hosted No. 13 Michigan.
- Aug. 28 marked the earliest season opener in Illinois' 132-year program history. The previous earliest start date was Aug. 30 (2003, 2008, 2014). This is the ninth time in program history that the season has started in August.
- Illinois played Nebraska in a season opener for the fifth time in program history (1923, 1924, 1925, 1953). The Illini now have a record of 3-1-1 against Nebraska in season openers.
- Illinois captains: DB Tony Adams, OLB Owen Carney Jr., LB Jake Hansen, P Blake Hayes, OL Doug Kramer, OL Vederian Lowe
- Illinois welcomed back fans at Memorial Stadium for the first time since the conclusion of the 2019 season. Today's attendance was 41,064.

GAME 2

UTSA	37
ILLINOIS	30

SEPT. 4, 2021

MEMORIAL STADIUM // CHAMPAIGN, ILL. // 33,906

SCORING BY QUARTER

Team	1	2	3	4	F
UTSA	7	13	3	14	37
Illinois	0	14	3	13	30

SCORING SUMMARY

First Quarter

UTSA: Frank 9 yd rush (Duplessis kick), 1:32 (13-94 4:40)

Second Quarter

UTSA: Brady 7 yd rush (Duplessis kick), 11:31 (9-61, 03:43)
ILL: Spann 31 yd reception from Sitkowski, 9:21 (5-65 2:10)
UTSA: Duplessis 32 yd field goal, 6:24 (9-60, 2:57)
ILL: Barker 14 yd pass from Sitkowski (McCourt kick), 2:46 (8-75 3:38)
UTSA: Duplessis,Hunte 28 yd field goal, 0:47 (5-15 1:01)

Third Quarter

ILL: McCourt 53 yd field goal, 9:22 (4-2, 1:26)
UTSA: Duplessis 27 yd field goal, 3:19 (10-75, 3:39)

Fourth Quarter

ILL: McCourt 52 yd field goal, 14:15 (8-30,4:04)
UTSA: Franklin 19 yd pass from Harris (Duplessis kick), 12:37 (5-75,1:38)
ILL: Barker 15 yd pass from Sitkowski (McCourt kick), 9:56 (6-75,2:41)
UTSA: Brady 33 yd run (Duplessis kick), 4:57 (10-75,4:59)
ILL: McCourt 32 ys field goal, 1:55 (14-60,2:56)

TEAM STATISTICS

Category	ILLINOIS	UTSA
First Downs	24	26
Rushes-Yards	35-146	50-217
Passing Yards	266	280
Comp-Att-Int	22-43-0	20-32-0
Total Yards	412	497
Punts-Avg	5-49.0	5-44.2
Kickoff Returns	7-455	8-498
Penalties-Yards	7-61	3-43
Fumbles-Lost	3-1	1-1
Sacks By	1-0	0-0
Third-down Conv.	8-18	9-17
Time of Possession	29:18	30:42

INDIVIDUAL LEADERS

RUSHING (Carries-Yards-TD): ILL - Love III 11-39-0, Sitkowski 6-38-0

UTSA - McCormick 31-127-0, Brady 11-67-2

PASSING (Comp-Att-INT-TD-Yds): ILL - Sitkowski 22-42-0-3-266

UTSA - Harris 20-32-0-1-280

RECEIVING (Rec-Yards-TD): ILL - Williams 8-101-0, Barker 5-74-2, Spann 1-31-1. UTSA - Franklin 10-155-1, Cephus 6-73-0

TACKLE LEADERS (Tackles, TFL-Yds): ILL - Adams 11, 0.0-0; Brown 9, 0.0-0; Hart 6, 1.5-8. UTSA - Woolen 6,1.0-1 Harmanson 7, 0.0-0 Taylor 5,0.0-0

GAME NOTES

- Illinois scored 30 points in the loss to UTSA, the team's second consecutive 30-point offensive effort to start the season. Illinois last scored 30 points in back-to-back games on Nov. 2, 2019 vs. Rutgers (W, 38-10) and Nov. 9, 2019 at Michigan State (W, 37-34).
- The Illinois offensive line did not surrender a sack in Saturday's game, last accomplishing the feat Dec. 12, 2020 at Northwestern.
- Sophomore QB Artur Sitkowski through for a career-best three touchdowns in Saturday's game. Sitkowski also tallied 266 yards, completing 22 of 42 attempts, the second-most attempts of his collegiate career.
- Redshirt freshman WR Isaiah Williams led the Illini with eight catches for 101 yards. Williams is the first Illinois player with 100+ receiving yards in a game since Josh Imatorhebhe had 178 yards on Nov. 9, 2019 at Michigan State.
- Junior TE Daniel Barker recorded five catches for 74 yards with two touchdown receptions. Barker's two touchdowns marked a career-high. He is only the third Illinois TE to have two receiving touchdowns in a single game in the last 25 years
- Senior K James McCourt hit two field goals from 50+ yards on Saturday, giving him six for his Illini career and moving him past former teammate Chase McLaughlin (2014-18) for the Illini career record.
- McCourt became the first Illini to hit two FGs from 50+ yards in a single game. McCourt also tied his career-high with three total FGs (at Rutgers, Nov. 14, 2020) and set a new career-high with 12 points scored.

GAME 3

ILLINOIS	14
VIRGINIA	42

SEPT. 11 2021

SCOTT STADIUM // CHARLOTTESVILLE, VA. // 36,036

SCORING BY QUARTER

Team	1	2	3	4	F
Illinois	0	7	7	0	14
Virginia	14	7	14	7	42

SCORING SUMMARY

First Quarter

UVA: Woods 32 yd pass from Armstrong (Duenkel kick),13:44 (4-75, 01:16)
UVA: Wicks 28 yd pass from Armstrong (Duenkel kick), 10:04 (4-80, 01:37)

Second Quarter

ILL: Spann 33 yd pass from Sitkowski (McCourt kick), 11:09 (8-72, 04:19)
UVA: Wicks 6 yd pass from Armstrong (Duenkel kick), 01:17 (7-62, 02:41)

Third Quarter

ILL: Brown 21 yd run (McCourt kick), 12:59 (4-75, 02:01)
UVA: Kemp 2 yd pass from Armstrong (Duenkel kick), 09:04 (9-75 yards, 03:55)
UVA: Thompson,Keytaon 8 yd run (Duenkel,Justin kick), 04:06 (9-74, 03:50)

Fourth Quarter

UVA: Taulapapa 3 yd pass from Armstrong (Duenkel kick), 06:02 (5-46, 02:44)

TEAM STATISTICS

Category	ILLINOIS	VIRGINIA
First Downs	20	31
Rushes-Yards	27-116	33-133
Passing Yards	221	423
Comp-Att-Int	24-45-1	28-40-1
Total Yards	337	556
Punts-Avg	7-42.9	3-46.7
Kickoff Returns	0	0
Penalties-Yards	8-90	8-74
Fumbles-Lost	1-1	2-1
Sacks By	0-0	3
Third-down Conv.	6-17	4-10
Time of Possession	27:52	31:19

INDIVIDUAL LEADERS

RUSHING (Carries-Yards-TD): ILL - Brown7-41-1, Norwood 4-35-0

UVA - Taulapapa 10-35-0, Armstrong 5-31-0

PASSING (Comp-Att-INT-TD-Yds): ILL - Sitkowski 24-45-1-1-221

UVA - Armstrong 27-36-1-5-405

RECEIVING (Rec-Yards-TD): ILL - Williams 4-41-0, Campbell 2-42-0, Spann 1-33-1. UVA - Woods 5-122-1, Wicks 3-69-2

TACKLE LEADERS (Tackles, TFL-Yds): ILL - Martin 7, 0.5-3; Witherspoon 7, 1.0-1; Hansen 6, 0.5-3. UVA - Taylor 7,2.0-14 Jackson 7, 0.0-0 Clary 7,0.5/1

GAME NOTES

- The Fighting Illini fall to 1-2, and 0-1 on the road, to open the 2021 season.
- Saturday's loss moves the Illini to 2-1 all-time against Virginia. The Illini had previously beaten the Cavaliers in two bowl matchups at the 1999 MicronPC.com Bowl and the 1990 Citrus Bowl.
- Today's game at Virginia kicked off at 11:01 a.m. ET/10:01 a.m. CT, marking the earliest kickoff time in program history.
- The Illinois defense gave up 405 yards passing to Virginia QB Brennan Armstrong (27-36, 5 TDs). It marks the first 400-yard passer against the Illini defense in almost 19 years, dating back to Sept. 21, 2002 when San Jose State's Scott Rislov recorded 408 passing yards.
- Illinois captains: DB Tony Adams, OLB Owen Carney Jr., LB Jake Hansen, P Blake Hayes, OL Doug Kramer, OL Vederian Lowe.
- Senior OL duo of Vederian Lowe and Alex Palczewski each made their 43rd career starts (37th consecutive for Lowe) on Saturday. They are now tied for 17th on the Illini career starts list, five starts away from tying the Illinois record of 48.
- Senior LB Jake Hansen forced two fumbles on Saturday, giving him 12 for his Illini career. He moves past Whitney Mercilus (11) into second place in program history and is one behind career leader Simeon Rice (13)
- Sophomore RB Chase Brown recorded a career-high with 4 receptions. His previous best was 2 catches (vs. Iowa on 12/5/20, and at Penn State on 12/19/20).
- Senior DB Kerby Joseph recorded his first-career interception with 9:30 to play in the fourth quarter. Joseph's pick ended the UVA drive at the 1-yard line.
- Redshirt freshman WR Isaiah Williams, also a converted quarterback, led the Illini in receiving for the second-consecutive game, finishing with five catches for 41 yards.
- Freshman WR Pat Bryant recorded his first-career reception in the fourth quarter of Saturday's game.

GAME SUMMARIES

GAME 4	
MARYLAND	20
ILLINOIS	17
SEPT. 17, 2021	
MEMORIAL STADIUM // CHAMPAIGN, ILL. // 37,168	

SCORING BY QUARTER

Team	1	2	3	4	F
Maryland	0	3	7	10	20
Illinois	0	3	7	7	17

SCORING SUMMARY

Second Quarter
 UMD: Petriro 32 yd FG, 10:43 (11-66, 05:07)
 ILL: McCourt 25 yd FG, 01:27 (10-73, 02:16)

Third Quarter
 UMD: Fleet-Davis 2 yd rush (Petrino kick), 13:11 (5-75, 01:49)
 ILL: McCray 38 yd rush (McCourt kick), 06:15 (8-93, 03:37)

Fourth Quarter
 ILL: Washington 30 yd rush (McCourt kick), 14:13 (3-46, 01:05)
 UMD: Fleet-Davis 10 yd pass from Tagovailoa (Petrino kick), 02:13 (8-86, 02:37)
 UMD: Petrino 32 yd FG, 00:00 (3-32, 00:47)

TEAM STATISTICS

Category	Maryland	Illinois
First Downs	24	19
Rushes-Yards	27-131	45-150
Passing Yards	350	185
Comp-Att-Int	32-43-0	10-26-1
Total Yards	481	335
Punts-Avg	6-47.2	7-43.1
Kickoff Returns	4-254	4-260
Penalties-Yards	8-63	6-44
Fumbles-Lost	3-2	1-0
Sacks By	6-53	3-18
Third-down Conv.	2-10	8-17
Time of Possession	29:09	30:51

INDIVIDUAL LEADERS

RUSHING (Carries-Yards-TD): ILL - McCray 8-60-1, Brown 14-57-0.
 UMD - Fleet-Davis 11-62-1, Tagovailoa 6-43-0
PASSING (Comp-Att-Int-TD-Yds): ILL - Peters 10-26-1-0-185
 UMD - Tagovailoa 32-43-0-1-350
RECEIVING (Rec-Yards-TD): ILL - Brown 2-54-0, Williams 2-47-0
 UMD - Deemus 8-77-0, Jarrett 4-70-0, Jones 5-70-0
TACKLE LEADERS (Tackles, TFL-Yds): ILL - Adams 11, 0-0-0; Brown 9, 0-0-0; Hart 6, 1.5-8. UMD - Cross 7, 0-0-0 Mosley 6, 0-0-0 Okuayinonu 6, 2-0-21

GAME NOTES

- Friday's loss moves the Illini to 0-2 in the series vs. Maryland.
- Tonight's game marked the fourth Friday night game in the last five years for the Illini. (also 2017 at #22 USF, 2018 vs. #10 Penn State, 2020 at Wisconsin).
- The Illini defense held Maryland out of the end zone in the first half Friday night. The Terrapins entered the game averaging 46.0 points per game overall, and had averaged 29.0 points per game in the first half of each of their first two games.
- The Terrapins entered Week 3 13th in the country in scoring, but were held to a season-low 20 points by the Illini defense.
- The Illinois defense forced Maryland's first turnover of the season in the third quarter, halting a Terrapins drive that had covered 66 yards in seven plays by forcing a fumble at the Illini 7-yard line.
- The illini offense out-rushed the Maryland ground attack, 150-131 on Friday night with four different Illinois players recording at least 30 yards on the ground.
- Senior LB Jake Hansen recorded his first sack of the season on Friday night. Hansen finished with a game-high 12 total tackles (11 solo).
- Junior DB Jartavius Martin caused the first turnover of the season for the Maryland offense when he forced Terps running back Tayon Fleet-Davis to fumble at the Illini 7-yard line. It was the first forced fumble of the year for Martin (second career). Martin also finished with double-digit tackles, tallying 10 total tackles (7 solo).
- Junior DB Kerby Joseph recovered the Maryland fumble by Tayon Fleet-Davis, the first fumble recovery of his collegiate career.
- Maryland lost their second fumble of the third quarter on their next offensive possession when redshirt freshman LB Seth Coleman ripped the ball away from Maryland RB Penny Boone. It mark the first forced fumble and fumble recovery of Coleman's Illini career.
- True freshman RB Josh McCray's 38-yard touchdown run in the third quarter tied the game at 10. It was both McCray's first-career TD and the longest carry of his career. He is the first true freshman RB to score a touchdown for Illinois since Ra'Von Bonner (at Minnesota, 10/21/2017). McCray finished the game as the Illini's leading rusher with a career-best 60 yards on the ground.

GAME 5	
ILLINOIS	9
PURDUE	13
SEPT. 25, 2021	
ROSS-ADE STADIUM // WEST LAFAYETTE, IND. // 52,840	

SCORING BY QUARTER

Team	1	2	3	4	F
Illinois	0	3	3	3	9
Purdue	6	0	0	7	13

SCORING SUMMARY

First Quarter
 PUR: Fineran 23 yd field goal, 08:31 (15-69 yards, 06:29)
 PUR: Fineran 30 yd field goal, 03:34 (6-34, 02:57)

Second Quarter
 ILL: McCourt 51 yd field goal, 02:24 (7-29, 3:40)

Third Quarter
 ILL: McCourt 35 yd field goal, 08:18 (13-58, 6:42)

Fourth Quarter
 ILL: McCourt 45 yd field goal, 14:51 (6-53,3:42)
 PUR: Sheffield 14 yd pass from O'Connell (Fineran kick), 05:44 (10-94, 3:42)

TEAM STATISTICS

Category	ILLINOIS	PURDUE
First Downs	17	17
Rushes-Yards	42-175	26-38
Passing Yards	100	277
Comp-Att-Int	14-27-0	24-40-2
Total Yards	275	315
Punts-Avg	6-48.5	5-45.8
Kickoff Returns	0-0	0-0
Penalties-Yards	1-10	1-15
Fumbles-Lost	0-0	0-0
Sacks By	1-0	0-0
Third-down Conv.	3-20	2-12
Time of Possession	33:45	26:15

INDIVIDUAL LEADERS

RUSHING (Carries-Yards-TD): ILL - McCray 24-156-0
 PUR - Downing 10-40-0, Cross 7-12
PASSING (Comp-Att-Int-TD-Yds): ILL - Peters 14-26-0-0-100
 UTSA - O'Connell 12-19-2-1-182, Plummer 12-21-0-0-95
RECEIVING (Rec-Yards-TD): ILL - Washington 3-31-0, Bryant 3-25-0, Williams 4-21-0. PUR - Wright 7-88-0 Yaseen 3-77 Sheffield 4-44
TACKLE LEADERS (Tackles, TFL-Yds): ILL - Brown 7,0-0-0 Joseph 6,0-0-0 Barnes T. 5, 1-0-10 PUR - Grant 8,0-0-0 Alexander 6,0-0-0

GAME NOTES

- The 38 rushing yards allowed marked a season-low for the Illini defense, eclipsing the 131 yards given up on the ground vs. Maryland (9/17/21). It is the first time that the Illini have held an opponent to 50 or fewer rushing yards since allowing 10 vs. UConn (9/7/2019).
- The Illini defense also held the Boilermakers to just 315 yards of total offense, also a season-low for the Orange and Blue, besting the mark of 392 yards surrendered in the season-opening victory over Nebraska (8/28/21).
- The Illinois defense, which entered the game ranked third in the Big Ten and 22nd nationally with six takeaways, recorded two more vs. the Boilermakers with a pair of second-half interceptions.
- Senior OL duo of Vederian Lowe and Alex Palczewski each made their 45th career starts (39th consecutive for Lowe) on Saturday. They are now tied for ninth on the Illini career starts list, two starts away from the top five and three away from tying the Illinois record of 48.
- The Illini defense played without senior LB Jake Hansen, who entered the game as the team's leading tackler at 7.5 tackles per game.
- Josh McCray became the first true freshman to start at RB for the Illini since Ra'Von Bonner at Minnesota (10/21/2017). Bonner and Mike Epstein each started three games as freshmen during the 2017 season.
- McCray ran for a career-most 156 yards on 24 carries vs. the Boilermakers. It marks the fifth-most rushing yards by a true freshman in program history, and the most by a true freshman RB since Ke'Shawn Vaughn recorded 180 yards against Purdue (11/7/2015).
- The combination of Bryant and RB Josh McCray marks the first time that the Illini offense has started two true freshman on since QB M.J. Rivers and WR Carlos Sandy started against Penn State (9/21/2018).
- Senior P Blake Hayes boomed a career-long 80-yard punt early in the second quarter on Saturday. It is tied for the seventh longest punt in program history (Brett Larson, 80 yards vs. Arizona, 9/16/1995).

GAME 6	
CHARLOTTE	14
ILLINOIS	24
OCT. 2, 2021	
MEMORIAL STADIUM // CHAMPAIGN, ILL // 30,559	

SCORING BY QUARTER

Team	1	2	3	4	F
Charlotte	7	7	0	0	14
Illinois	3	7	14	0	24

SCORING SUMMARY

First Quarter
 ILL: McCourt 29 yd field goal, 7:28 (17-64, 07:32)
 CLT: Tucker22 yd pass from Reynolds (Cruz kick), 2:52 (1-75, 5:57)

Second Quarter
 ILL: Barker 10 yd pass from Peters (McCourt kick), 2:52 (1-65, 5:40)
 CLT: Spencer 27 yd pass from Reynolds (Cruz kick), 0:46 (6-66, 2:06)

Third Quarter
 ILL: Brown, C. 31 yd run (McCourtkick), 6:52 (10-94, 4:52)
 ILL: Brown, C. 80 yd run (McCourt kick), 0:00 (1-80, 0:12)

TEAM STATISTICS

Category	CHARLOTTE	ILLINOIS
First Downs	17	22
Rushes-Yards	27-72	50-336
Passing Yards	191	78
Comp-Att-Int	17-23-1	10-19-0
Total Yards	263	414
Punts-Avg	3-39	1-39
Kickoff Returns	0	0
Penalties-Yards	5-47	7-85
Fumbles-Lost	1-1	1-1
Sacks By	0	3
Third-down Conv.	4-9	8-15
Time of Possession	25:57	34:03

INDIVIDUAL LEADERS

RUSHING (Carries-Yards-TD): ILL - Brown, C. 26-257-2, McCray 16-64-0
 CLT - Camp 7-29-0, Reynolds 12-60-0
PASSING (Comp-Att-Int-TD-Yds): ILL - Peters 10-19-0-1-78
 CLT Reynolds 17-23-1-2-191
RECEIVING (Rec-Yards-TD): ILL - Williams 3-14-0, Washington 2-18-0
 CLT - DuBose 4-70-0, Tucker 5-55-1
TACKLE LEADERS (Tackles, TFL-Yds): ILL - Brown, S. 6, 0-0-0 Adams 5, 0-5-2 Barnes 5, 0-5-2. CLT - Alexander 10,2-0-2 Rogers 7, 0-0-0 Whisenhunt 6,0-0-0

GAME NOTES

- The Fighting Illini improve to 2-4 with the 24-14 victory over Charlotte.
- Illinois tallied a season-high 414 yards of total offense on Saturday, eclipsing the 412 yards recorded in Game 2 vs. UTSA.
- The Illini rushed for 336 yards as a team, also a season-best mark. It is the most for the program since rushing for 341 yards last season at Rutgers (11/14/20).
- After surrendering 14 first-half points, the Illinois defense held Charlotte scoreless in the second half on Sunday. It marks the first time the Fighting Illini defense held an opponent scoreless in the second half of a game since a 38-10 win at Rutgers on Nov. 2, 2019.
- The Illini offense took a 17-14 lead with 6:52 left in the third quarter on a 10-play, 94-yard drive capped by a 31-yard TD run by sophomore RB Chase Brown. The 94-yard drive marked the longest scoring drive of the season for the Illini.
- On the next offensive possession, the Illini scored on their first play from scrimmage, an 80-yard TD run also by Brown.
- Sophomore running back Chase Brown rushed for a career-high 257 yards and tied his career-high with two rushing touchdowns, giving him three TDs on the season and five for his career. Brown's 257 yards are the fourth-most in a single game in program history and the third-most by a running back in college football this season.
- Brown's second TD of the game, an 80-yard score, came on the first play of the ensuing Illini possession and gave Illinois a 24-14 lead as time expired in the third quarter. The 80-yard scoring run tied for the 10th-longest in program history.
- Junior Daniel Barker hauled in his 10th career touchdown in the second quarter, breaking the Illini record for career-TD receptions by a tight end. He moved past Ken Dilger who caught nine touchdowns for the Illini from 1991-94.
- Senior OLB Owen Carney Jr. recorded two fourth-quarter sacks and now has 14 for his career which ranks 13th in program history, just one away from cracking the top 10.
- Freshman Pat Bryant became the 15th Illini in program history to start multiple games at wide receiver as a true freshman.

GAME SUMMARIES

GAME 7				
WISCONSIN	24		
ILLINOIS	0		
OCT. 9, 2021				
MEMORIAL STADIUM // CHAMPAIGN, ILL. // 40,168				

SCORING BY QUARTER

Team	1	2	3	4	F
Wisconsin	3	7	14	0	24
Illinois	0	0	0	0	0

SCORING SUMMARY

First Quarter
WIS: Larsh 25 yd field goal, 4:14 (18-67, 9:44)

Second Quarter
WIS: Chenal 1 yd run (Larsh kick), 5:27 (14-79, 6:50)

Third Quarter
WIS: Mellusi15 yd run (Larsh kick), 8:38 (13-5, 6:22)
WIS: Allen 23 yd run (Larsh kick), 1:00 (5-86, 2:45)

TEAM STATISTICS

Category	WISCONSIN	ILLINOIS
First Downs	30	9
Rushes-Yards	61-391	13-26
Passing Yards	100	67
Comp-Att-Int	10-19-1	11-34-0
Total Yards	491	93
Punts-Avg	2-42	7-46.6
Kickoff Returns	5	1
Penalties-Yards	9-101	0-0
Fumbles-Lost	1-1	0-0
Sacks By	1-9	0-0
Third-down Conv.	7 of 13	1 of 12
Time of Possession	42:43	17:17

INDIVIDUAL LEADERS

RUSHING (Carries-Yards-TD): ILL - Brown 8-25-0, McCray 3-1-0
WIS - Mellusi 21-145-1, Allen 18-131-1
PASSING (Comp-Att-INT-TD-Yds): ILL - Sitkowski 8-28-0-0-55
WIS - Mertz 10-19-1-0-100
RECEIVING (Rec-Yards-TD): ILL - Williams 4-23-0, Navarro 1-16-0
WIS - Pryor 2-47-0, Dike 3-22-0, Chenal J. 2-15-0
TACKLE LEADERS (Tackles, TFL-Yds): ILL - Brown, S. 12, 0.0-0; Barnes 12, 0.0-0; Hart 6, 1.5-8. WIS - Burks 6,1.5-5 Chenal L. 5, 0.5-5

GAME NOTES

- The Fighting Illini move to 2-5 (1-3 B1G) following Saturday's loss.
 - The series between the Illini and Badgers now stands at 38-44-7 overall, and 22-19-3 in Champaign.
 - With a temperature of 84 degrees at kickoff, today's game was the warmest Homecoming game since 84 degrees against Purdue in 1994.
 - Senior OL duo of Vederian Lowe and Alex Palczewski each made their 47th career starts. They are now tied for tied for fourth on the Illini career starts list among all positions, and tied for third among offensive linemen. They are one start from tying the Illinois record of 48.
 - Lowe's start also marked his 41st consecutive. He entered the week ranked tied for 10th nationally.
 - Junior DB Kerby Joseph recorded two takeaways in Saturday's game, with his third interception of the season in the second quarter, and his third fumble recovery of the year in the third quarter.
 - Joseph's three interceptions are the most in a single season by an Illini player since 2019 when Sydney Brown and Dele Harding each recorded three picks.
- Joseph has now tallied six takeaways for the Illini defense in the last five games with interceptions at Virginia (9/11/21), at Purdue (9/25/21), and fumble recoveries vs. Maryland (9/17/21), and vs. Charlotte (10/2/21), before recording one of each today.
- RB Chase Brown broke a 23-yard run in the second quarter for the Illini. It marked the second-longest run play of the season against the Badgers' defense. He finished as the Illini' leading rusher with 35 yards on eight carries.
 - Sophomore LB Tarique Barnes recorded a career-most 12 tackles on Saturday, eclipsing his previous best of 11 set last season at Wisconsin (10/23/20) and tied earlier this year vs. UTSA (9/4/21).

GAME 8				
ILLINOIS	20		
#7 PENN STATE	18		
OCT. 23, 2021				
BEAVER STADIUM // UNIVERSITY PARK, PENN. // 105,001				

SCORING BY QUARTER

Team	1	2	3	4	9 OT	F
Illinois	0	7	0	3	10	20
Penn State	7	3	0	0	8	18

SCORING SUMMARY

First Quarter
PSU: Lambert-Smith 42 yd pass from Clifford, 0:09 (Stout kick) (4-93, 1:55)

Second Quarter
PSU: Stout 35 yd field goal,11:12 (6-23, 01:41)
ILL: C. Brown 1 yd rush, 2:52 (McCourt kick) (6-23, 1:41)

Fourth Quarter
ILL: McCourt 37 yd field goal, 11:49 (16-70, 7:33)

Overtimes

PSU: Stout 31 yd field goal (8-12,0:00)
ILL: McCourt 39 yd field goal (4-4 yards, 0:00)
ILL: McCourt 22 yd field goal (7-21, 0:00)
PSU: Stout 40 yd field goal (4-3, 0:00)
ILL: Williams successful two-point conversion
PSU: Cain successful two-point conversion
ILL: Washington successful two-point conversion (pass from Peters)

TEAM STATISTICS

Category	ILLINOIS	#7 PENN STATE
First Downs	26	14
Rushes-Yards	67-357	29-62
Passing Yards	38	165
Comp-Att-Int	8-21-1	19-34-0
Total Yards	395	227
Punts-Avg	4-43	8-46.9
Kickoff Returns	3	3
Penalties-Yards	4-50	7-81
Fumbles-Lost	3-2	1-0
Sacks By	4-26	4-31
Third-down Conv.	9 of 18	4 of 17
Time of Possession	36:25	23:35

INDIVIDUAL LEADERS

RUSHING (Carries-Yards-TD): ILL - Brown 33-223-1, McCray 24-142-0
PSU - Cain 11-43-0, Lee 7-27-0
PASSING (Comp-Att-INT-TD-Yds): ILL - Sitkowski 8-19-1-0-38
PSU - Clifford 19-34-1-0-165
RECEIVING (Rec-Yards-TD): ILL - Navarro 2-12-0, Barker 2-11-0
PSU - Dotson 6-58-0, Lambert-Smith 3-49-1
TACKLE LEADERS (Tackles, TFL-Yds): ILL - T. Barnes 7, 1.0-3; Witherspoon 6, 2.0;14. PSU - Brown 13, 0.0-0 Brooks 11, 0.5-1

GAME NOTES

- The nine-overtime game was the longest in college football history.
- Illinois running back duo of Chase Brown (33 carries, 223 yards) and Josh McCray (24 carries, 142 yards) are the first teammates to rush for 100+ yards against Penn State since Rodney Smith (104) & Shannon Brooks (100) for Minnesota in 2016. They are also the first Illini teammates to rush for 100 yards in the same game since Mike Epstein (113) and Brown (110) at Nebraska in 2020.
- Brown and McCray are just the third and fourth rushers to record more than 100 yards against Penn State this season joining Wisconsin's Chez Mellusi (31 carries, 121 yards) and Auburn's Tank Bigsby (23 carries, 102 yards).
- Brown's 223 rushing yards were the most ever by an opponent at Beaver Stadium and the fourth-most ever against Penn State. Brown is the first rusher to eclipse the 200-yard mark against the Penn State defense since Benjarvus Green-Ellis recorded 203 yards in 2003 for Indiana.
- Brown's 223-yard game marks his second game of the season with 200+ yards. He joins Howard Griffith (1990) and Rashard Mendenhall (2007) as the only players in program history with multiple 200-yard rushing games in a single season.
- OLB Owen Carney recorded the 15th sack of his career on Penn State's opening offensive drive. Carney is now tied for ninth in Illini history. The sack also gives him 5.5 sacks on the season (all within the last five games) a single-season career high surpassing his 5.0 sacks from last season.
- DBs Devon Witherspoon and Kerby Joseph each recorded the first sacks of their Illini careers on Saturday. Witherspoon's sack came on third down and ended the Penn State dive that began at the 11:49 mark of the fourth quarter. Joseph's came on third down in the first overtime period and resulted in PSU's settling for a field goal on their opening possession of the extra period.

GAME 9				
RUTGERS	20		
ILLINOIS	14		
OCT. 30, 2021				
MEMORIAL STADIUM // CHAMPAIGN, ILL. // 36,942				

SCORING BY QUARTER

Team	1	2	3	4	F
Rutgers	7	3	0	10	20
Illinois	0	14	0	0	14

SCORING SUMMARY

First Quarter
RUT: Monangai 7 yd run, 4:20 (Ambrosiokick) (10-61, 4:58)

Second Quarter
ILL: Williams 52 yd pass from Peters, 1013 (McCourt kick) (4-66, 1:40)
RUT: Ambrosio 35 yd field goal, 5:42 (10-62, 4:24)
ILL: Barker26 yd pass from Peters, 1:28 (McCourt kick) 4-80,0:44

Fourth Quarter
RUT: Vedral 15 yd run, 14:16 (Ambrosio kick) (13-88, 5:04)
RUT: Ambrosio 25 yd field goal, 3:53 (7-36, 3:36)

TEAM STATISTICS

Category	RUTGERS	ILLINOIS
First Downs	23	10
Rushes-Yards	51-230	30-107
Passing Yards	158	190
Comp-Att-Int	13-27-0	14-19-0
Total Yards	388	297
Punts-Avg	6-47	8-44.4
Kickoff Returns	2	0
Penalties-Yards	3-15	3-35
Fumbles-Lost	0-0	0-0
Sacks By	0-0	0-0
Third-down Conv.	3 of 15	3 of 12
Time of Possession	35:01	24:59

INDIVIDUAL LEADERS

RUSHING (Carries-Yards-TD): ILL - Brown 18-67-0, Peters 5-25-0
RUT - Pacheco 21-91-0 Monangai 15-77-1
PASSING (Comp-Att-INT-TD-Yds): ILL - Peters 14-19-0-2-190
RUT - Vedral 10-21-0-0-138
RECEIVING (Rec-Yards-TD): ILL - Williams 3-67-1, Barker 2-47-1
RUT - Melton 5-58-0, Lambert-Smith 3-49-1
TACKLE LEADERS (Tackles, TFL-Yds): ILL - T. Barnes 11, 0.5-1 ; Brown 10, 0.0-0
RUT - Fatukasi 8, 1.5-2 Fogg5.0-0-Own 1

GAME NOTES

- OL duo of Vederian Lowe and Alex Palczewski each made their 49th career starts on Saturday, breaking the Illini record previously held by QB Nathan Scheelhaase (2010-13), C Ryan McDonald (2005-08), and OL Tim Simpson (1988-91). Lowe has now started in 43 consecutive games.
- Illini C Doug Kramer also continues to climb the career starts list, making his 45th career start, now tied for 11th on the all-time list.
- QB Brandon Peters threw a season-most two touchdown passes. It is the eighth game of his career with multiple TD passes, including seven such games at Illinois at one as a redshirt freshman at Michigan in 2017.
- Peters' 52-yard touchdown pass to WR Isaiah Williams at the 10:13 mark of the second quarter was the longest pass completion of the season for the Fighting Illini. Williams finished with three receptions for 67 yards to lead the Illini in both categories.
- WR Casey Washington hauled in a career-long reception of 31 yards on the Illini's final drive of the first half. Washington finished with 34 yards on two receptions.
- TE Daniel Barker recorded 47 receiving yards and moved up to No. 6 on the Illinois career list for tight ends with 772 yards, eight yards behind No. 5 Jeff Finke (780 yards, 1988-90).
- LB Tarique Barnes led the Illini defense with 11 tackles, his third game of the season with double-digit tackles (12 vs. Wisconsin and 11 vs. UTSA).
- DB Sydney Brown recorded 10 tackles for the Illini defense, his second game of the year with double-digit tackles. His eight solo stops also matched a career-best total.
- DL Keith Randolph's nine tackles marked a career-most, surpassing his previous high of five set earlier this season vs. Wisconsin.

GAME SUMMARIES

GAME 10

ILLINOIS.....14
#20 MINNESOTA.....6

NOV. 3, 2021

HUNTINGTON BANK STADIUM // MINNEAPOLIS, MINN. //
46,382

SCORING BY QUARTER

Team	1	2	3	4	F
Illinois	7	7	0	0	14
Minnesota	0	0	0	6	6

SCORING SUMMARY

First Quarter

ILL: Williams 2 yd run (McCourt kick), 8:15 (8-49, 03:51)

Second Quarter

ILL: Chenal 1 yd run (McCourt kick), 14:55 (11-86, 05:49)

Fourth Quarter

MINN: Morgan 1 yd rush (Trickett kick missed), 4:49 (13-86, 04:56)

TEAM STATISTICS

Category	ILLINOIS	MINNESOTA
First Downs	17	20
Rushes-Yards	48-185	35-89
Passing Yards	80	200
Comp-Att-Int	7-10-0	16-30-2
Total Yards	265	289
Punts-Avg	7-43.7	4-44.8
Kickoff Returns	0	0
Penalties-Yards	7-72	4-35
Fumbles-Lost	1-0	1-0
Sacks By	6-31	1-7
Third-down Conv.	5 of 12	3 of 13
Time of Possession	30:20	29:40

INDIVIDUAL LEADERS

RUSHING (Carries-Yards-TD): ILL - Brown 32-147-0, Peters 7-28-0

MINN - Thomas 16-60-0, Irving 5-28-0

PASSING (Comp-Att-INT-TD-Yds): ILL - Peters 7-9-0-1-80

MINN - Morgan 15-28-2-0-180

RECEIVING (Rec-Yards-TD): ILL - Washington 1-23-0, Marchese 1-15-0, Rieman

1-15-1 MINN - Spann-Ford 4-49-0, Wright 2-46-0,

TACKLE LEADERS (Tackles, TFL-Yds): ILL - Brown, S, 9, 1.5-6; Barnes 8, 0.5-1;

Gay 6, 1.5-14. MINN - Sori-Marin 12,0.0-0 Gibbens 9, 0.0-0

GAME NOTES

- The Fighting Illini improve to 4-6 (3-4 B1G) following Saturday's win at Minnesota (6-3, 4-2 B1G).
- Illinois head coach Bret Bielema is now 8-0 in his career vs. Minnesota.
- Illinois has now won multiple Big Ten road games in three straight seasons for the first time since 1992-94. Prior to 2019, Illinois had not won multiple Big Ten road games in a single season since 2010.
- Today's victory marks Illinois' first road win in the series vs. Minnesota since 2009.
- With today's win over Minnesota (#20 in the CFP), the Illini capture the first victory in program history over an opponent ranked in the College Football Playoff top 25.
- The Fighting Illini defense held Minnesota to a season-low six points, the unit's seventh straight game allowing 24 or fewer points. It marks the longest such streak for the Illini program since an eight-game stretch that spanned the final five games of the 2002 season and the first three games of the 2003 campaign.
- The Illini defense recorded a season-most six sacks on Saturday, and tied a season-high total with two interceptions. The Illini have recorded three or more sacks in five of seven B1G games this season.
- OL duo of Vederian Lowe and Alex Palczewski each made their 50th career starts on Saturday, extending their Illini career record for career games started. Lowe has now started in 44 consecutive games.
- RB Chase Brown recorded 150 rushing yards, his third game of the season with at least 100 rushing yards. Brown has now eclipsed the century mark five times in his career as an Illini.
- Brown has now moved into Illinois' top-30 in career rushing yards, coming in at No. 29 with 1,412 in Orange and Blue. Including his 352 yards as a freshman at Western Michigan, Brown now has 1,764 rushing yards in his collegiate career.
- DB Kerby Joseph sealed the Illini victory with his fourth interception of the season to end Minnesota's final offensive possession. Joseph leads the Illini defense on the season in both interceptions (4) and fumble recoveries (3).



**2021-22 Illinois Football
Game Results
All games**

Page 1/1
as of Nov 06, 2021

Team Results

	Date	Opponent		Score	Overall	Conf	Time	Attend
*	08/28/2021	Nebraska	W	30-22	1-0	1-0	3:34	41064
	09/04/2021	UTSA	L	30-37	1-1	1-0	3:33	33906
	09/11/2021	at Virginia	L	14-42	1-2	1-0	3:35	36036
*	09/17/2021	Maryland	L	17-20	1-3	1-1	3:41	37168
*	09/25/2021	at Purdue	L	9-13	1-4	1-2	3:06	52840
	10/02/2021	Charlotte	W	24-14	2-4	1-2	3:02	30559
*	10/09/2021	Wisconsin	L	0-24	2-5	1-3	2:56	40168
*	10/23/2021	at Penn St.	Wot9	20-18	3-5	2-3	4:11	105001
*	10/30/2021	Rutgers	L	14-20	3-6	2-4	3:12	36942
*	11/06/2021	at Minnesota	W	14-6	4-6	3-4	3:13	46382



**2021-22 Illinois Football
Team Game-by-Game
All games**

Page 1/1
as of Nov 06, 2021

Date	Opponent	Rushing				Receiving				Passing				Kick Returns				Punt Returns				tot off
		no.	yds	td	lg	no.	yds	td	lg	cmp-att-int	yds	td	lg	no.	yds	td	lg	no.	yds	td	lg	
08/28/2021	Nebraska	48	167	1	45	15	159	2	45	15-19-0	159	2	45	1	9	0	9	1	7	0	7	326
09/04/2021	UTSA	35	150	0	18	22	266	3	31	22-43-0	266	3	31	1	18	0	18	2	12	0	14	416
09/11/2021	at Virginia	27	116	1	21	24	221	1	33	24-45-1	221	1	33	0	0	0	0	2	22	0	14	337
09/17/2021	Maryland	45	183	2	38	10	185	0	40	10-26-1	185	0	40	1	22	0	22	3	11	0	7	368
09/25/2021	at Purdue	42	175	0	38	14	100	0	18	14-27-0	100	0	18	0	0	0	0	2	7	0	4	275
10/02/2021	Charlotte	50	336	2	80	10	78	1	17	10-19-0	78	1	17	0	0	0	0	0	0	0	0	414
10/09/2021	Wisconsin	13	26	0	23	11	67	0	16	11-34-0	67	0	16	0	0	0	0	1	-4	0	0	93
10/23/2021	at Penn St.	67	357	1	28	8	38	0	8	8-21-1	38	0	8	0	0	0	0	1	-2	0	0	395
10/30/2021	Rutgers	30	107	0	15	14	190	2	52	14-19-0	190	2	52	0	0	0	0	0	0	0	0	297
11/06/2021	at Minnesota	48	185	1	19	7	80	1	23	7-10-0	80	1	23	0	0	0	0	0	0	0	0	265
Illinois		405	1802	8	80	135	1384	10	52	135-263-3	1384	10	52	3	49	0	22	12	53	0	14	3186
Opponents		378	1524	13	75	196	2385	12	43	196-321-7	2385	12	43	4	66	0	21	19	74	0	16	3909

Illinois Averages

Games	Avg/ rush	Avg/ catch	Pass effic	KR avg	PR avg	All purpose avg/game	Total offense avg/game
10	4.4	10.3	105.8	16.3	4.4	330.8	318.6

Date	Opponent	Tackles			Sacks		Fumble		Pass Defense			blkd	PAT attempts			off		
		ua	a	total	tfl-yds	no-yds	ff	fr-yds	int-yds	qbh	brup	kick	kick	rush	rcv	saf	t/o	pts
08/28/2021	Nebraska	40	28	68	6.0-36	5-35	1	1-0	0-0	4	6	0	4-4	0	0	1	7	30
09/04/2021	UTSA	44	44	88	6.0-19	1-6	0	1-0	0-0	3	4	0	3-3	0	0	0	3	30
09/11/2021	at Virginia	46	22	68	4.0-11	0-0	2	1-0	1-0	0	6	0	2-2	0	0	0	0	14
09/17/2021	Maryland	47	16	63	7.0-30	3-18	2	2-0	0-0	1	2	0	2-2	0	0	0	7	17
09/25/2021	at Purdue	39	14	53	4.0-21	3-20	0	1-0	2-0	0	5	0	0-0	0	0	0	3	9
10/02/2021	Charlotte	25	30	55	5.0-29	3-21	1	1-0	1-2	0	3	0	3-3	0	0	0	0	24
10/09/2021	Wisconsin	45	44	89	0.0-0	0-0	1	1-0	1-0	4	2	0	0-0	0	0	0	0	0
10/23/2021	at Penn St.	33	24	57	4.0-26	4-26	0	0-0	0-0	1	3	0	1-1	0	2	0	0	20
10/30/2021	Rutgers	42	46	88	2.0-3	0-0	0	0-0	0-0	3	4	0	2-2	0	0	0	0	14
11/06/2021	at Minnesota	39	22	61	9.0-37	6-31	1	0-0	2-18	3	3	0	2-2	0	0	0	7	14
Illinois		400	290	690	47.0-212	25-157	8	8-0	7-20	19	38	0	19-19	0	2	1	27	172
Opponents		377	286	663	53.0-213	20-144	10	5-0	3-7	21	45	1	22-25	1	0	0	3	216

Date	Opponent	Punting										Field Goals			Kickoffs			
		no.	yds	avg	long	blkd	tb	fc	50+	i20	md-att	long	blkd	no.	yds	avg	tb	ob
08/28/2021	Nebraska	6	272	45.3	59	0	0	3	2	3	0-1	0	0	5	331	66.2	2	0
09/04/2021	UTSA	5	245	49.0	56	0	0	2	2	4	3-3	53	0	7	455	65.0	7	0
09/11/2021	at Virginia	7	300	42.9	53	0	0	2	1	0	0-0	0	0	3	195	65.0	3	0
09/17/2021	Maryland	7	302	43.1	58	0	0	2	2	3	1-2	25	1	4	260	65.0	4	0
09/25/2021	at Purdue	6	291	48.5	80	0	1	2	2	4	3-4	51	0	4	260	65.0	4	0
10/02/2021	Charlotte	1	39	39.0	39	0	0	0	0	0	1-2	29	0	5	325	65.0	5	0
10/09/2021	Wisconsin	7	326	46.6	58	0	0	2	1	3	0-0	0	0	1	65	65.0	1	0
10/23/2021	at Penn St.	4	172	43.0	47	0	0	2	0	3	3-4	39	0	3	195	65.0	3	0
10/30/2021	Rutgers	8	355	44.4	57	0	0	1	2	3	0-0	0	0	3	187	62.3	1	0
11/06/2021	at Minnesota	7	306	43.7	52	0	1	2	1	4	0-0	0	0	3	195	65.0	3	0
Illinois		58	2608	45.0	80	0	2	18	13	27	11-16	53	1	38	2468	64.9	33	0
Opponents		47	2082	44.3	56	0	0	20	15	18	14-21	40	0	47	2975	63.3	29	3



**2021-22 Illinois Football
Opponents Game-by-Game
All games**

Page 1/1
as of Nov 06, 2021

Date	Opponent	Rushing				Receiving				Passing				Kick Returns				Punt Returns				tot off
		no.	yds	td	lg	no.	yds	td	lg	cmp-att-int	yds	td	lg	no.	yds	td	lg	no.	yds	td	lg	
08/28/2021	Nebraska	39	160	2	75	16	232	1	43	16-32-0	232	1	43	2	30	0	17	2	1	0	2	392
09/04/2021	UTSA	50	217	3	33	20	280	1	43	20-32-0	280	1	43	0	0	0	0	2	16	0	16	497
09/11/2021	at Virginia	33	133	1	18	28	423	5	39	28-40-1	423	5	39	0	0	0	0	4	13	0	5	556
09/17/2021	Maryland	27	131	1	35	32	350	1	37	32-43-0	350	1	37	0	0	0	0	2	-7	0	0	481
09/25/2021	at Purdue	26	38	0	9	24	277	1	43	24-40-2	277	1	43	0	0	0	0	1	7	0	7	315
10/02/2021	Charlotte	27	72	0	16	17	191	2	34	17-23-1	191	2	34	0	0	0	0	0	0	0	0	263
10/09/2021	Wisconsin	61	391	3	23	10	100	0	26	10-19-1	100	0	26	0	0	0	0	1	5	0	5	491
10/23/2021	at Penn St.	29	62	0	18	19	165	1	42	19-34-0	165	1	42	0	0	0	0	0	0	0	0	227
10/30/2021	Rutgers	51	231	2	20	13	158	0	27	13-27-0	158	0	27	2	36	0	21	5	16	0	12	389
11/06/2021	at Minnesota	35	89	1	13	17	209	0	36	17-31-2	209	0	36	0	0	0	0	2	23	0	13	298
Opponents		378	1524	13	75	196	2385	12	43	196-321-7	2385	12	43	4	66	0	21	19	74	0	16	3909
Illinois		405	1802	8	80	135	1384	10	52	135-263-3	1384	10	52	3	49	0	22	12	53	0	14	3186

Opponents Averages

Games	Avg/ rush	Avg/ catch	Pass effic	KR avg	PR avg	All purpose avg/game	Total offense avg/game
10	4.0	12.2	131.4	16.5	3.9	405.6	390.9

Date	Opponent	ua	Tackles			Sacks no-yds	Fumble		Pass Defense			blkd kick	PAT attempts			off		
			a	total	tfl-yds		ff	fr-yds	int-yds	qbh	brup		kick	rush	rcv	saf	t/o	pts
08/28/2021	Nebraska	38	42	80	9.0-28	3-17	1	1-0	0-0	0	1	0	1-3	0	0	0	0	22
09/04/2021	UTSA	38	34	72	5.0-9	0-0	1	0-0	0-0	2	5	0	4-4	0	0	0	0	37
09/11/2021	at Virginia	35	26	61	6.0-19	3-15	1	1-0	1-0	4	7	0	6-6	0	0	0	0	42
09/17/2021	Maryland	42	28	70	7.0-55	6-53	1	0-0	1-5	4	6	1	2-2	0	0	0	0	20
09/25/2021	at Purdue	46	18	64	9.0-33	2-12	1	0-0	0-0	0	4	0	1-1	0	0	0	0	13
10/02/2021	Charlotte	39	32	71	3.0-6	0-0	1	1-0	0-0	2	3	0	2-2	0	0	0	0	14
10/09/2021	Wisconsin	15	20	35	4.0-13	1-9	0	0-0	0-0	5	11	0	3-3	0	0	0	0	24
10/23/2021	at Penn St.	58	30	88	4.0-31	4-31	2	2-0	1-2	1	7	0	1-1	1	0	0	3	18
10/30/2021	Rutgers	27	26	53	3.0-7	0-0	1	0-0	0-0	3	1	0	2-2	0	0	0	0	20
11/06/2021	at Minnesota	39	30	69	3.0-12	1-7	1	0-0	0-0	0	0	0	0-1	0	0	0	0	6
Opponents		377	286	663	53.0-213	20-144	10	5-0	3-7	21	45	1	22-25	1	0	0	3	216
Illinois		400	290	690	47.0-212	25-157	8	8-0	7-20	19	38	0	19-19	0	2	1	27	172

Date	Opponent	Punting										Field Goals			Kickoffs			
		no.	yds	avg	long	blkd	tb	fc	50+	i20	md-att	long	blkd	no.	yds	avg	tb	ob
08/28/2021	Nebraska	5	172	34.4	46	0	0	2	0	0	1-1	27	0	6	372	62.0	4	0
09/04/2021	UTSA	5	221	44.2	55	0	0	2	1	1	3-3	32	0	8	498	62.3	3	3
09/11/2021	at Virginia	3	140	46.7	48	0	0	0	0	0	0-2	0	0	7	454	64.9	6	0
09/17/2021	Maryland	6	283	47.2	56	0	0	3	3	2	2-3	32	0	4	254	63.5	0	0
09/25/2021	at Purdue	5	229	45.8	54	0	0	3	2	1	2-2	30	0	4	257	64.3	3	0
10/02/2021	Charlotte	3	117	39.0	40	0	0	2	0	1	0-1	0	0	3	195	65.0	3	0
10/09/2021	Wisconsin	2	84	42.0	56	0	0	0	1	1	1-1	25	0	5	315	63.0	3	0
10/23/2021	at Penn St.	8	375	46.9	55	0	0	3	4	6	3-4	40	0	3	193	64.3	2	0
10/30/2021	Rutgers	6	282	47.0	54	0	0	3	3	3	2-3	35	0	5	307	61.4	3	0
11/06/2021	at Minnesota	4	179	44.8	55	0	0	2	1	3	0-1	0	0	2	130	65.0	2	0
Opponents		47	2082	44.3	56	0	0	20	15	18	14-21	40	0	47	2975	63.3	29	3
Illinois		58	2608	45.0	80	0	2	18	13	27	11-16	53	1	38	2468	64.9	33	0



2021-22 Illinois Football
Overall Team Statistics
All games

Page 1/2
as of Nov 06, 2021

Team Statistics

	ILLINI	OPP
Scoring	172	216
Points per game	17.2	21.6
Points Off Turnovers	27	3
First Downs	182	221
Rushing	93	97
Passing	68	109
Penalty	21	15
Rushing Yardage	1802	1524
Yards gained rushing	2032	1777
Yards lost rushing	230	253
Rushing attempts	405	378
Average per rush	4.4	4.0
Average per game	180.2	152.4
TDs Rushing	8	13
Passing Yardage	1384	2385
Comp-Att-Int	135-263-3	196-321-7
Average per pass	5.3	7.4
Average per catch	10.3	12.2
Average per game	138.4	238.5
TDs Passing	10	12
Total offense	3186	3909
Total plays	668	699
Average per play	4.8	5.6
Average per game	318.6	390.9
Kick returns: #-Yards	3-49	4-66
Punt returns: #-Yards	12-53	19-74
Int returns: #-Yards	7-20	3-7
Kick return average	16.3	16.5
Punt return average	4.4	3.9
Int return average	2.9	2.3
Fumbles-Lost	11-5	12-7
Penalties-Yards	47-487	53-541
Average per game	48.7	54.1
Punts-Yards	58-2608	47-2082
Average per punt	45.0	44.3
Net punt average	43.0	43.4
Kickoffs-Yards	38-2468	47-2975
Average per kick	64.9	63.3
Net kick average	40.8	39.9
Time of possession / game	29:59	29:57
3rd-down conversion	59/150	48/132
3rd-down pct	39%	36%
4rd-down conversion	4/11	9/12



2021-22 Illinois Football
Overall Team Statistics
All games

Page 2/2
as of Nov 06, 2021

	ILLINI	OPP
4rd-down pct	36%	75%
Sacks by-Yards	25-157	20-144
Misc Yards	0	0
Touchdowns scored	19	25
Field goals - attempts	11-16	14-21
On-Side kicks	0-0	0-0
Red-zone scores	(16-22) 73%	(31-38) 82%
Red-zone touchdowns	(9-22) 41%	(17-38) 45%
PAT-attempts	(21-26) 81%	(23-32) 72%
Attendance	219807	240259
Games / Avg per game	6/36635	4/60065
Neutral site games	-	0/0

Score by Periods

Team	1st	2nd	3rd	4th	OT	TOT
Illinois	12	76	48	26	10	172
Opponents	51	52	45	60	8	216



2021-22 Illinois Football
Overall Defense Statistics
All games

Page 1/1
as of Nov 06, 2021

Team Defense

			Tackles				Sacks	Pass defense			Fumbles	blkd		
##	Player	gp	ua	a	tot	tfl/yds	no-yds	int-yds	brup	qbh	fr-yds	ff	kick	saf
30	Sydney Brown	10	43	27	70	1.5-6	1-5	.	3	.	.	2	.	.
44	Tarique Barnes	10	37	31	68	2.5-13	1-10	1-6	4	1	.	1	.	.
21	Jartavius Martin	10	31	22	53	2.5-11	.	.	6	.	.	1	.	.
6	Tony Adams	10	39	13	52	1.5-5	.	1-0	4
25	Kerby Joseph	10	31	16	47	1-4	1-4	4-12	2	.	3-0	.	.	.
31	Devon Witherspoon	8	33	9	42	5-17	1-11	.	8	1
45	Khalan Tolson	8	23	18	41	2-8	1-6	.	2	1
99	Owen Carney, Jr.	10	17	21	38	7.5-43	6.5-40	.	1	3
94	Jer'Zhan Newton	10	13	24	37	2-17	2-17	.	.	2
92	Isaiah Gay	9	16	17	33	3.5-22	2-19	.	2	4	1-0	.	.	.
35	Jake Hansen	5	19	14	33	2.5-13	1-5	.	.	1	1-0	2	.	.
88	Keith Randolph Jr.	8	13	16	29	3.5-11	3-11	1-2	1	1	.	1	.	.
96	Roderick Perry	10	13	12	25	3-9	2-7	.	1	2
49	Seth Coleman	7	13	9	22	3-14	2-12	.	2	1	1-0	1	.	.
4	Derrick Smith	4	10	7	17	1-2
91	Jamal Woods	8	7	5	12	2-5
24	Prather Hudson	8	6	5	11	1
10	Tahveon Nicholson	5	9	2	11	.	.	.	2
7	Kendall Smith	5	6	4	10
93	Calvin Avery	5	4	3	7	0.5-3	0.5-3
5	Calvin Hart Jr.	1	2	4	6	1.5-8	1-7	.	.	1	1-0	.	.	.
46	Alec McEachern	4	3	3	6
26	DJ Johnson	2	2	2	4
8	Eddie Smith	2	3	.	3
29	Christian Bobak	3	2	1	3
33	Ezekiel Holmes	1	2	1	3	1-1
42	Michael Marchese	1	.	2	2
52	Verdis Brown	1	.	1	1
32	Tailon Leitzsey	1	1	.	1
2	Chase Brown	1	1	.	1
20	Tyler Strain	1	.	1	1
79	Vederian Lowe	1	1-0	.	.	.
	Totals	10	400	290	690	47-212	25-157	7-20	38	19	8-0	8	0	1
	Opponents	10	377	286	663	53-213	20-144	3-7	45	21	5-0	10	1	0



2021-22 Illinois Football
Team Game Highs
All games

Page 1/1
as of Nov 06, 2021

Illinois - Game Highs

RUSHES	67	at Penn St. (10/23/2021)
YARDS RUSHING	357	at Penn St. (10/23/2021)
YARDS PER RUSH	6.7	Charlotte (10/02/2021)
TD RUSHES	2	Maryland (09/17/2021)
	2	Charlotte (10/02/2021)
PASS ATTEMPTS	45	at Virginia (09/11/2021)
PASS COMPLETIONS	24	at Virginia (09/11/2021)
YARDS PASSING	266	UTSA (09/04/2021)
YARDS PER PASS	10.0	Rutgers (10/30/2021)
TD PASSES	3	UTSA (09/04/2021)
TOTAL PLAYS	88	at Penn St. (10/23/2021)
TOTAL OFFENSE	416	UTSA (09/04/2021)
YARDS PER PLAY	6.1	Rutgers (10/30/2021)
POINTS	30	UTSA (09/04/2021)
	30	Nebraska (08/28/2021)
SACKS BY	6	at Minnesota (11/06/2021)
FIRST DOWNS	26	at Penn St. (10/23/2021)
PENALTIES	8	at Minnesota (11/06/2021)
	8	at Virginia (09/11/2021)
PENALTY YARDS	90	at Virginia (09/11/2021)
TURNOVERS	3	at Penn St. (10/23/2021)
PUNTS	8	Rutgers (10/30/2021)
PUNTING AVG	49.0	UTSA (09/04/2021)
LONG PUNT	80	at Purdue (09/25/2021)
PUNTS INSIDE 20	4	at Minnesota (11/06/2021)
	4	at Purdue (09/25/2021)
	4	UTSA (09/04/2021)
LONG PUNT RETURN	14	UTSA (09/04/2021)
	14	at Virginia (09/11/2021)



2021-22 Illinois Football
Opponent Match Highs
All games

Page 1/1
as of Nov 06, 2021

Opponent - Game Highs

RUSHES	61	Wisconsin (10/09/2021)
YARDS RUSHING	391	Wisconsin (10/09/2021)
YARDS PER RUSH	6.4	Wisconsin (10/09/2021)
TD RUSHES	3	UTSA (09/04/2021)
	3	Wisconsin (10/09/2021)
PASS ATTEMPTS	43	Maryland (09/17/2021)
PASS COMPLETIONS	32	Maryland (09/17/2021)
YARDS PASSING	423	at Virginia (09/11/2021)
YARDS PER PASS	10.6	at Virginia (09/11/2021)
TD PASSES	5	at Virginia (09/11/2021)
TOTAL PLAYS	82	UTSA (09/04/2021)
TOTAL OFFENSE	556	at Virginia (09/11/2021)
YARDS PER PLAY	7.6	at Virginia (09/11/2021)
POINTS	42	at Virginia (09/11/2021)
SACKS BY	6	Maryland (09/17/2021)
FIRST DOWNS	31	at Virginia (09/11/2021)
PENALTIES	9	Wisconsin (10/09/2021)
PENALTY YARDS	101	Wisconsin (10/09/2021)
TURNOVERS	2	at Minnesota (11/06/2021)
	2	Wisconsin (10/09/2021)
	2	Charlotte (10/02/2021)
	2	at Purdue (09/25/2021)
	2	Maryland (09/17/2021)
	2	at Virginia (09/11/2021)
PUNTS	8	at Penn St. (10/23/2021)
PUNTING AVG	47.2	Maryland (09/17/2021)
LONG PUNT	56	Maryland (09/17/2021)
	56	Wisconsin (10/09/2021)
PUNTS INSIDE 20	6	at Penn St. (10/23/2021)
LONG PUNT RETURN	16	UTSA (09/04/2021)



2021-22 Illinois Football
Team Match Lows
All games

Page 1/1
as of Nov 06, 2021

Illinois - Game Lows

RUSHES	13	Wisconsin (10/09/2021)
YARDS RUSHING	26	Wisconsin (10/09/2021)
YARDS PER RUSH	2.0	Wisconsin (10/09/2021)
TD RUSHES	0 0 0 0	Rutgers (10/30/2021) Wisconsin (10/09/2021) at Purdue (09/25/2021) UTSA (09/04/2021)
PASS ATTEMPTS	10	at Minnesota (11/06/2021)
PASS COMPLETIONS	7	at Minnesota (11/06/2021)
YARDS PASSING	38	at Penn St. (10/23/2021)
YARDS PER PASS	1.8	at Penn St. (10/23/2021)
TD PASSES	0 0 0 0	at Penn St. (10/23/2021) Wisconsin (10/09/2021) at Purdue (09/25/2021) Maryland (09/17/2021)
TOTAL PLAYS	47	Wisconsin (10/09/2021)
TOTAL OFFENSE	93	Wisconsin (10/09/2021)
YARDS PER PLAY	2.0	Wisconsin (10/09/2021)
POINTS	0	Wisconsin (10/09/2021)
SACKS BY	0 0 0	Rutgers (10/30/2021) Wisconsin (10/09/2021) at Virginia (09/11/2021)
FIRST DOWNS	9	Wisconsin (10/09/2021)
PENALTIES	0	Wisconsin (10/09/2021)
PENALTY YARDS	0	Wisconsin (10/09/2021)
INTERCEPTIONS BY	0 0 0 0 0	Rutgers (10/30/2021) at Penn St. (10/23/2021) Maryland (09/17/2021) UTSA (09/04/2021) Nebraska (08/28/2021)
PUNTS	1	Charlotte (10/02/2021)
PUNTING AVG	39.0	Charlotte (10/02/2021)
LONG PUNT	39	Charlotte (10/02/2021)
PUNTS INSIDE 20	0 0	Charlotte (10/02/2021) at Virginia (09/11/2021)
LONG PUNT RETURN	0 0 0 0 0	at Minnesota (11/06/2021) Rutgers (10/30/2021) at Penn St. (10/23/2021) Wisconsin (10/09/2021) Charlotte (10/02/2021)



2021-22 Illinois Football
Opponent Match Lows
All games

Page 1/1
as of Nov 06, 2021

Opponent - Game Lows

RUSHES	26	at Purdue (09/25/2021)
YARDS RUSHING	38	at Purdue (09/25/2021)
YARDS PER RUSH	1.5	at Purdue (09/25/2021)
TD RUSHES	0 0 0	at Penn St. (10/23/2021) Charlotte (10/02/2021) at Purdue (09/25/2021)
PASS ATTEMPTS	19	Wisconsin (10/09/2021)
PASS COMPLETIONS	10	Wisconsin (10/09/2021)
YARDS PASSING	100	Wisconsin (10/09/2021)
YARDS PER PASS	4.9	at Penn St. (10/23/2021)
TD PASSES	0 0 0	at Minnesota (11/06/2021) Rutgers (10/30/2021) Wisconsin (10/09/2021)
TOTAL PLAYS	50	Charlotte (10/02/2021)
TOTAL OFFENSE	227	at Penn St. (10/23/2021)
YARDS PER PLAY	3.6	at Penn St. (10/23/2021)
POINTS	6	at Minnesota (11/06/2021)
SACKS BY	0 0 0	Rutgers (10/30/2021) Charlotte (10/02/2021) UTSA (09/04/2021)
FIRST DOWNS	14	at Penn St. (10/23/2021)
PENALTIES	1	at Purdue (09/25/2021)
PENALTY YARDS	15 15	Rutgers (10/30/2021) at Purdue (09/25/2021)
INTERCEPTIONS BY	0 0 0 0 0 0 0	at Minnesota (11/06/2021) Rutgers (10/30/2021) Wisconsin (10/09/2021) Charlotte (10/02/2021) at Purdue (09/25/2021) UTSA (09/04/2021) Nebraska (08/28/2021)
PUNTS	2	Wisconsin (10/09/2021)
PUNTING AVG	34.4	Nebraska (08/28/2021)
LONG PUNT	40	Charlotte (10/02/2021)
PUNTS INSIDE 20	0 0	at Virginia (09/11/2021) Nebraska (08/28/2021)
LONG PUNT RETURN	0 0 0	at Penn St. (10/23/2021) Charlotte (10/02/2021) Maryland (09/17/2021)



2021-22 Illinois Football
Individual Game Highs
All games

Page 1/1
as of Nov 06, 2021

Illinois - Individual Game Highs

RUSHES	33	Chase Brown at Minnesota (11/06/2021)
	33	Chase Brown at Penn St. (10/23/2021)
YARDS RUSHING	257	Chase Brown vs Charlotte (10/02/2021)
TD RUSHES	2	Chase Brown vs Charlotte (10/02/2021)
LONG RUSH	80	Chase Brown vs Charlotte (10/02/2021)
PASS ATTEMPTS	45	Artur Sitkowski at Virginia (09/11/2021)
PASS COMPLETIONS	24	Artur Sitkowski at Virginia (09/11/2021)
YARDS PASSING	266	Artur Sitkowski vs UTSA (09/04/2021)
TD PASSES	3	Artur Sitkowski vs UTSA (09/04/2021)
LONG PASS	52	Brandon Peters vs Rutgers (10/30/2021)
RECEPTIONS	8	Isaiah Williams vs UTSA (09/04/2021)
YARDS RECEIVING	101	Isaiah Williams vs UTSA (09/04/2021)
TD RECEPTIONS	2	Daniel Barker vs UTSA (09/04/2021)
LONG RECEPTION	52	Isaiah Williams vs Rutgers (10/30/2021)
PUNTS	8	Blake Hayes vs Rutgers (10/30/2021)
PUNTING AVG	49.0	Blake Hayes vs UTSA (09/04/2021)
LONG PUNT	80	Blake Hayes at Purdue (09/25/2021)
PUNTS INSIDE 20	4	Blake Hayes at Minnesota (11/06/2021)
	4	Blake Hayes at Purdue (09/25/2021)
	4	Blake Hayes vs UTSA (09/04/2021)
LONG PUNT RETURN	14	Donny Navarro at Virginia (09/11/2021)
	14	Donny Navarro vs UTSA (09/04/2021)
LONG KICKOFF RETURN	22	Donny Navarro vs Maryland (09/17/2021)
TACKLES	12	Tarique Barnes vs Wisconsin (10/09/2021)
	12	Sydney Brown vs Wisconsin (10/09/2021)
	12	Jake Hansen vs Maryland (09/17/2021)
SACKS	2	Owen Carney, Jr. vs Charlotte (10/02/2021)
TACKLES FOR LOSS	2.5	Owen Carney, Jr. vs Charlotte (10/02/2021)



2021-22 Illinois Football Individual Statistics All games

Page 1/3
as of Nov 06, 2021

Rushing

Player	gp	att	gain	loss	net	avg	td	lg	avg/g
Chase Brown	8	144	871	17	854	5.9	4	80	106.8
Josh McCray	9	94	505	14	491	5.2	1	38	54.6
Reggie Love III	8	42	156	6	150	3.6	0	33	18.8
Brandon Peters	8	28	89	104	-15	-0.5	0	19	-1.9
Jakari Norwood	9	27	131	11	120	4.4	0	18	13.3
Artur Sitkowski	5	26	87	56	31	1.2	0	14	6.2
Mike Epstein	2	25	121	14	107	4.3	1	45	53.5
Isaiah Williams	10	9	24	1	23	2.6	1	7	2.3
Chase Hayden	6	5	18	0	18	3.6	0	6	3.0
Team	10	5	0	7	-7	-1.4	0	0	-0.7
Total	10	405	2032	230	1802	4.4	8	80	180.2
Opponents	10	378	1777	253	1524	4.0	13	75	152.4

Punt Returns

Player	no.	yds	avg	td	lg
Donny Navarro	11	55	5.0	0	14
Total	12	53	4.4	0	14
Opponents	19	74	3.9	0	16

Interceptions

Player	no.	yds	avg	td	lg
Kerby Joseph	4	12	3.0	0	12
Keith Randolph Jr.	1	2	2.0	0	2
Tony Adams	1	0	0.0	0	0
Tarique Barnes	1	6	6.0	0	6
Total	7	20	2.9	0	12
Opponents	3	7	2.3	0	5

Passing

Player	gp	effic	comp-att-int	pct	yds	td	lg	avg/g
Artur Sitkowski	5	100.6	74-148-2	50.0	704	6	45	140.8
Brandon Peters	8	117.6	61-110-1	55.5	680	4	52	85.0
Casey Washington	10	0.0	0-2-0	0.0	0	0	0	0.0
Isaiah Williams	10	0.0	0-1-0	0.0	0	0	0	0.0
Caleb Griffin	1	0.0	0-1-0	0.0	0	0	0	0.0
Team	10	0.0	0-1-0	0.0	0	0	0	0.0
Total	10	105.8	135-263-3	51.3	1384	10	52	138.4
Opponents	10	131.4	196-321-7	61.1	2385	12	43	238.5

Kick Returns

Player	no.	yds	avg	td	lg
Donny Navarro	3	49	16.3	0	22
Total	3	49	16.3	0	22
Opponents	4	66	16.5	0	21

Fumble Returns

Player	no.	yds	avg	td	lg
Total	0	0	0.0	1	0
Opponents	0	0	0.0	0	0

Receiving

Player	gp	no.	yds	avg	td	lg	avg/g
Isaiah Williams	10	38	376	9.9	2	52	37.6
Casey Washington	10	16	165	10.3	0	31	16.5
Donny Navarro	10	15	133	8.9	0	21	13.3
Daniel Barker	10	14	166	11.9	4	27	16.6
Luke Ford	10	12	89	7.4	1	19	8.9
Chase Brown	8	12	123	10.3	0	33	15.4
Deuce Spann	8	5	124	24.8	2	45	15.5
Carlos Sandy	10	4	16	4.0	0	9	1.6
Jakari Norwood	9	4	8	2.0	0	7	0.9
Pat Bryant	8	4	42	10.5	0	17	5.3
Dalevon Campbell	9	3	50	16.7	0	31	5.6
Mike Epstein	2	2	6	3.0	0	4	3.0
Reggie Love III	8	2	12	6.0	0	7	1.5
Tip Reiman	10	2	19	9.5	1	15	1.9
Michael Marchese	9	1	15	15.0	0	15	1.7
Josh McCray	9	1	40	40.0	0	40	4.4
Total	10	135	1384	10.3	10	52	138.4
Opponents	10	196	2385	12.2	12	43	238.5



**2021-22 Illinois Football
Individual Statistics
All games**

Page 2/3
as of Nov 06, 2021

Scoring

			PAT						
Player	td	fg	kick	rush	rcv	pass	dxp	saf	pts
James McCourt	-	11-16	19-19	-	-	-	-	-	52
Daniel Barker	4	-	-	-	-	-	-	-	24
Chase Brown	4	-	-	-	-	-	-	-	24
Isaiah Williams	3	-	-	-	1	-	-	-	20
Deuce Spann	2	-	-	-	-	-	-	-	12
Casey Washington	1	-	-	-	1	-	-	-	8
Mike Epstein	1	-	-	-	-	-	-	-	6
Luke Ford	1	-	-	-	-	-	-	-	6
Calvin Hart Jr.	1	-	-	-	-	-	-	-	6
Tip Reiman	1	-	-	-	-	-	-	-	6
Josh McCray	1	-	-	-	-	-	-	-	6
Total	19	11-16	19-19	0	2	2	0	1	172
Opponents	25	14-21	22-25	1	0	0	0	0	216

Total Offense

Player	g	plays	rush	pass	total	avg/g
Chase Brown	8	144	854	0	854	106.8
Artur Sitkowski	5	174	31	704	735	147.0
Brandon Peters	8	138	-15	680	665	83.1
Josh McCray	9	94	491	0	491	54.6
Reggie Love III	8	42	150	0	150	18.8
Jakari Norwood	9	27	120	0	120	13.3
Mike Epstein	2	25	107	0	107	53.5
Casey Washington	10	2	30	0	30	3.0
Isaiah Williams	10	10	23	0	23	2.3
Chase Hayden	6	5	18	0	18	3.0
Team	10	0	-7	0	-7	-0.7
Total	10	668	1802	1384	3186	318.6
Opponents	10	699	1524	2385	3909	390.9

Field Goals

Player	fg	pct.	01-19	20-29	30-39	40-49	50-99	lg	blk
James McCourt	11-16	68.8	0-0	3-4	4-4	1-1	3-7	53	1
Opponents	14-21	66.7	0-0	6-7	7-9	1-5	0-0	40	0

Punting

Player	no.	yds	avg	lg	tb	fc	i20	50+	blk
Blake Hayes	58	2608	45.0	80	2	18	27	13	0
Total	58	2608	45.0	80	2	18	27	13	0
Opponents	47	2082	44.3	56	0	20	18	15	0

FG Sequence

Team Name	Illinois	Opponents
Nebraska	55	(27)
Maryland	26,(25)	(32),32,(32)
Charlotte	(29)	
Purdue	(51),(35),54,(45)	(23),(30)
Virginia		46,31

Kickoffs

Player	no.	yds	avg	tb	ob	retn	net	ydl
James McCourt	38	2468	64.9	33	0			
Total	38	2468	64.9	33	0	4	40.8	24
Opponents	47	2975	63.3	29	3	3	39.9	25

Numbers in (parentheses) indicate field goal was made



2021-22 Illinois Football
Individual Statistics
All games

Page 3/3
as of Nov 06, 2021

All Purpose

Player	g	rush	rcv	pr	kr	ir	total	avg/g
Chase Brown	8	854	123	0	0	0	977	122.1
Josh McCray	9	491	40	0	0	0	531	59.0
Isaiah Williams	10	23	376	0	0	0	399	39.9
Donny Navarro	10	0	133	55	49	0	237	23.7
Casey Washington	10	30	165	0	0	0	195	19.5
Daniel Barker	10	0	166	0	0	0	166	16.6
Reggie Love III	8	150	12	0	0	0	162	20.3
Jakari Norwood	9	120	8	0	0	0	128	14.2
Deuce Spann	8	0	124	0	0	0	124	15.5
Mike Epstein	2	107	6	0	0	0	113	56.5
Luke Ford	10	0	89	0	0	0	89	8.9
Dalevon Campbell	9	0	50	0	0	0	50	5.6
Pat Bryant	8	0	42	0	0	0	42	5.3
Artur Sitkowski	5	31	0	0	0	0	31	6.2
Tip Reiman	10	0	19	0	0	0	19	1.9
Chase Hayden	6	18	0	0	0	0	18	3.0
Carlos Sandy	10	0	16	0	0	0	16	1.6
Michael Marchese	9	0	15	0	0	0	15	1.7
Kerby Joseph	10	0	0	0	0	12	12	1.2
Tarique Barnes	10	0	0	0	0	6	6	0.6
Keith Randolph Jr.	8	0	0	0	0	2	2	0.3
Brandon Peters	8	-15	0	0	0	0	-15	-1.9
Team	10	-7	0	-2	0	0	-9	-0.9
Total	10	1802	1384	53	49	20	3308	330.8
Opponents	10	1524	2385	74	66	7	4056	405.6



2021-22 Illinois Football Combined Team Statistics All games

Page 1/3
as of Nov 06, 2021

Team Results

	Date	Opponent		Score	Att.
*	08/28/2021	Nebraska	W	30-22	41064
	09/04/2021	UTSA	L	30-37	33906
	09/11/2021	at Virginia	L	14-42	36036
*	09/17/2021	Maryland	L	17-20	37168
*	09/25/2021	at Purdue	L	9-13	52840
	10/02/2021	Charlotte	W	24-14	30559
*	10/09/2021	Wisconsin	L	0-24	40168
*	10/23/2021	at Penn St.	Wot9	20-18	105001
*	10/30/2021	Rutgers	L	14-20	36942
*	11/06/2021	at Minnesota	W	14-6	46382

Rushing

Player	gp	att	gain	loss	net	avg	td	lg	avg/g
Chase Brown	8	144	871	17	854	5.9	4	80	106.8
Josh McCray	9	94	505	14	491	5.2	1	38	54.6
Reggie Love III	8	42	156	6	150	3.6	0	33	18.8
Jakari Norwood	9	27	131	11	120	4.4	0	18	13.3
Mike Epstein	2	25	121	14	107	4.3	1	45	53.5
Artur Sitkowski	5	26	87	56	31	1.2	0	14	6.2
Casey Washington	10	0	30	0	30	0.0	1	30	3.0
Isaiah Williams	10	9	24	1	23	2.6	1	7	2.3
Chase Hayden	6	5	18	0	18	3.6	0	6	3.0
Brandon Peters	8	28	89	104	-15	-0.5	0	19	-1.9
Team	10	5	0	7	-7	-1.4	0	0	-0.7
Total	10	405	2032	230	1802	4.4	8	80	180.2
Opponents	10	378	1777	253	1524	4.0	13	75	152.4

Passing

Player	gp	effic	comp-att-int	pct	yds	td	lg	avg/g
Artur Sitkowski	5	100.6	74-148-2	50.0	704	6	45	140.8
Brandon Peters	8	117.6	61-110-1	55.5	680	4	52	85.0
Casey Washington	10	0.0	0-2-0	0.0	0	0	0	0.0
Isaiah Williams	10	0.0	0-1-0	0.0	0	0	0	0.0
Caleb Griffin	1	0.0	0-1-0	0.0	0	0	0	0.0
Team	10	0.0	0-1-0	0.0	0	0	0	0.0
Total	10	105.8	135-263-3	51.3	1384	10	52	138.4
Opponents	10	131.4	196-321-7	61.1	2385	12	43	238.5

Receiving

Player	gp	no.	yds	avg	td	lg	avg/g
Isaiah Williams	10	38	376	9.9	2	52	37.6
Casey Washington	10	16	165	10.3	0	31	16.5
Donny Navarro	10	15	133	8.9	0	21	13.3
Daniel Barker	10	14	166	11.9	4	27	16.6
Luke Ford	10	12	89	7.4	1	19	8.9
Chase Brown	8	12	123	10.3	0	33	15.4
Deuce Spann	8	5	124	24.8	2	45	15.5
Carlos Sandy	10	4	16	4.0	0	9	1.6
Jakari Norwood	9	4	8	2.0	0	7	0.9
Pat Bryant	8	4	42	10.5	0	17	5.3
Dalevon Campbell	9	3	50	16.7	0	31	5.6
Mike Epstein	2	2	6	3.0	0	4	3.0
Reggie Love III	8	2	12	6.0	0	7	1.5
Tip Reiman	10	2	19	9.5	1	15	1.9
Michael Marchese	9	1	15	15.0	0	15	1.7
Josh McCray	9	1	40	40.0	0	40	4.4
Total	10	135	1384	10.3	10	52	138.4
Opponents	10	196	2385	12.2	12	43	238.5

Game Records

Record	Overall	Home	Away	Neutral
ALL GAMES	4-6	2-4	2-2	0-0
CONFERENCE	3-4	1-3	2-1	0-0
NON-CONFERENCE	1-2	1-1	0-1	0-0

Team Statistics

	ILLINI	OPP
First Downs	182	221
Rushing	93	97
Passing	68	109
Penalty	21	15
Rushing Yardage	1802	1524
Rushing attempts	405	378
Average per rush	4.4	4.0
Average per game	180.2	152.4
TDs Rushing	8	13
Passing Yardage	1384	2385
Comp-Att-Int	135-263-3	196-321-7
Average per pass	5.3	7.4
Average per catch	10.3	12.2
Average per game	138.4	238.5
TDs Passing	10	12
Total offense	3186	3909
Average per play	4.8	5.6
Average per game	318.6	390.9
Kick returns: #-Yards	3-49	4-66
Punt returns: #-Yards	12-53	19-74
Int returns: #-Yards	7-20	3-7
Fumbles-Lost	11-5	12-7
Penalties-Yards	47-487	53-541
Punts-Avg	58-45.0	47-44.3
Time of possession / game	29:59	29:57
3rd-down conversion	59/150	48/132
4rd-down conversion	4/11	9/12

Interceptions

Player	no.	yds	avg	td	lg
Kerby Joseph	4	12	3.0	0	12
Keith Randolph Jr.	1	2	2.0	0	2
Tony Adams	1	0	0.0	0	0
Tarique Barnes	1	6	6.0	0	6
Total	7	20	2.9	0	12
Opponents	3	7	2.3	0	5



2021-22 Illinois Football Combined Team Statistics All games

Page 2/3
as of Nov 06, 2021

Field Goals

Player	fg	pct.	01-19	20-29	30-39	40-49	50-99	lg	blk
James McCourt	11-16	68.8	0-0	3-4	4-4	1-1	3-7	53	1
Opponents	14-21	66.7	0-0	6-7	7-9	1-5	0-0	40	0

Scoring

Player	td	fg	PAT				dpx	saf	pts
			kick	rush	rcv	pass			
James McCourt	-	11-16	19-19	-	-	-	-	-	52
Daniel Barker	4	-	-	-	-	-	-	-	24
Chase Brown	4	-	-	-	-	-	-	-	24
Isaiah Williams	3	-	-	-	1	-	-	-	20
Deuce Spann	2	-	-	-	-	-	-	-	12
Casey Washington	1	-	-	-	1	-	-	-	8
Mike Epstein	1	-	-	-	-	-	-	-	6
Luke Ford	1	-	-	-	-	-	-	-	6
Calvin Hart Jr.	1	-	-	-	-	-	-	-	6
Tip Reiman	1	-	-	-	-	-	-	-	6
Josh McCray	1	-	-	-	-	-	-	-	6
Total	19	11-16	19-19	0	2	2	0	1	172
Opponents	25	14-21	22-25	1	0	0	0	0	216

Score by Periods

Team	1st	2nd	3rd	4th	OT	TOT
Illinois	12	76	48	26	10	172
Opponents	51	52	45	60	8	216

Punting

Player	no.	yds	avg	lg	tb	fc	i20	50+	blk
Blake Hayes	58	2608	45.0	80	2	18	27	13	0
Total	58	2608	45.0	80	2	18	27	13	0
Opponents	47	2082	44.3	56	0	20	18	15	0

Punt Returns

Player	no.	yds	avg	td	lg
Donny Navarro	11	55	5.0	0	14
Total	12	53	4.4	0	14
Opponents	19	74	3.9	0	16

Kick Returns

Player	no.	yds	avg	td	lg
Donny Navarro	3	49	16.3	0	22
Total	3	49	16.3	0	22
Opponents	4	66	16.5	0	21

All Purpose

Player	g	rush	rcv	pr	kr	ir	total	avg/g
Chase Brown	8	854	123	0	0	0	977	122.1
Josh McCray	9	491	40	0	0	0	531	59.0
Isaiah Williams	10	23	376	0	0	0	399	39.9
Donny Navarro	10	0	133	55	49	0	237	23.7
Casey Washington	10	30	165	0	0	0	195	19.5
Daniel Barker	10	0	166	0	0	0	166	16.6
Reggie Love III	8	150	12	0	0	0	162	20.3
Jakari Norwood	9	120	8	0	0	0	128	14.2
Deuce Spann	8	0	124	0	0	0	124	15.5
Mike Epstein	2	107	6	0	0	0	113	56.5
Luke Ford	10	0	89	0	0	0	89	8.9
Dalevon Campbell	9	0	50	0	0	0	50	5.6
Pat Bryant	8	0	42	0	0	0	42	5.3
Artur Sitkowski	5	31	0	0	0	0	31	6.2
Tip Reiman	10	0	19	0	0	0	19	1.9
Chase Hayden	6	18	0	0	0	0	18	3.0
Carlos Sandy	10	0	16	0	0	0	16	1.6
Michael Marchese	9	0	15	0	0	0	15	1.7
Kerby Joseph	10	0	0	0	0	12	12	1.2
Tarique Barnes	10	0	0	0	0	6	6	0.6
Keith Randolph Jr.	8	0	0	0	0	2	2	0.3
Brandon Peters	8	-15	0	0	0	0	-15	-1.9
Total	10	1802	1384	53	49	20	3308	330.8
Opponents	10	1524	2385	74	66	7	4056	405.6

Total Offense

Player	g	plays	rush	pass	total	avg/g
Chase Brown	8	144	854	0	854	106.8
Artur Sitkowski	5	174	31	704	735	147.0
Brandon Peters	8	138	-15	680	665	83.1
Josh McCray	9	94	491	0	491	54.6
Reggie Love III	8	42	150	0	150	18.8
Jakari Norwood	9	27	120	0	120	13.3
Mike Epstein	2	25	107	0	107	53.5
Casey Washington	10	2	30	0	30	3.0
Isaiah Williams	10	10	23	0	23	2.3
Chase Hayden	6	5	18	0	18	3.0
Total	10	668	1802	1384	3186	318.6
Opponents	10	699	1524	2385	3909	390.9

Team Defense

			Tackles				Sacks	Pass defense			Fumbles	blkd		
##	Player	gp	ua	a	tot	tfl/yds	no-yds	int-yds	brup	qbh	fr-yds	ff	kick	saf
30	Sydney Brown	10	43	27	70	1.5-6	1-5	.	3	.	.	2	.	.
44	Tarique Barnes	10	37	31	68	2.5-13	1-10	1-6	4	1	.	1	.	.



**2021-22 Illinois Football
Combined Team Statistics
All games**

Page 3/3
as of Nov 06, 2021

			Tackles				Sacks	Pass defense			Fumbles		blkd	
##	Player	gp	ua	a	tot	tfl/yds	no-yds	int-yds	brup	qbh	fr-yds	ff	kick	saf
21	Jartavius Martin	10	31	22	53	2.5-11	.	.	6	.	.	1	.	.
6	Tony Adams	10	39	13	52	1.5-5	.	1-0	4
25	Kerby Joseph	10	31	16	47	1-4	1-4	4-12	2	.	3-0	.	.	.
31	Devon Witherspoon	8	33	9	42	5-17	1-11	.	8	1
45	Khalan Tolson	10	23	18	41	2-8	1-6	.	2	1
99	Owen Carney, Jr.	10	17	21	38	7.5-43	6.5-40	.	1	3
94	Jer'Zhan Newton	10	13	24	37	2-17	2-17	.	.	2
35	Jake Hansen	5	19	14	33	2.5-13	1-5	.	.	1	1-0	2	.	.
92	Isaiah Gay	10	16	17	33	3.5-22	2-19	.	2	4	1-0	.	.	.
88	Keith Randolph Jr.	8	13	16	29	3.5-11	3-11	1-2	1	1	.	1	.	.
96	Roderick Perry	10	13	12	25	3-9	2-7	.	1	2
49	Seth Coleman	8	13	9	22	3-14	2-12	.	2	1	1-0	1	.	.
4	Derrick Smith	7	10	7	17	1-2
91	Jamal Woods	10	7	5	12	2-5
10	Tahveon Nicholson	7	9	2	11	.	.	.	2
24	Prather Hudson	10	6	5	11	1
7	Kendall Smith	10	6	4	10
93	Calvin Avery	9	4	3	7	0.5-3	0.5-3
46	Alec McEachern	10	3	3	6
5	Calvin Hart Jr.	1	2	4	6	1.5-8	1-7	.	.	1	1-0	.	.	.
26	DJ Johnson	8	2	2	4
8	Eddie Smith	9	3	.	3
33	Ezekiel Holmes	10	2	1	3	1-1
29	Christian Bobak	10	2	1	3
42	Michael Marchese	9	.	2	2
2	Chase Brown	8	1	.	1
52	Verdis Brown	6	.	1	1
20	Tyler Strain	3	.	1	1
32	Tailon Leitzsey	6	1	.	1
79	Vederian Lowe	10	1-0	.	.	.
17	James McCourt	10
	Totals	10	400	290	690	47-212	25-157	7-20	38	19	8-0	8	0	1
	Opponents	10	377	286	663	53-213	20-144	3-7	45	21	5-0	10	0	0



2021-22 Illinois Football Games Played All games

Page 1/2
as of Nov 06, 2021

##	Player	GP-GS	Nebr	UTSA	UVa	MD	Purdue	CLT	Wisc	PSU	RU	MINN
0	Josh McCray	9/1	...	XXX	XXX	XXX	START	XXX	XXX	XXX	XXX	XXX
1	Isaiah Williams	10/3	START	XXX	START	XXX	XXX	XXX	START	XXX	XXX	XXX
1	Kionte Curry	0/0
2	Chase Brown	8/7	XXX	...	START	START	...	START	START	START	START	START
2	Daniel Edwards	0/0
3	Jakari Norwood	9/1	XXX	START	XXX	XXX	XXX	XXX	...	XXX	XXX	XXX
3	DD Snyder II	0/0
4	KhMari Thompson	6/0	XXX	XXX	XXX	XXX	XXX	XXX
4	Derrick Smith	7/2	XXX	START	START	XXX	XXX	XXX	XXX	...
5	Caleb Griffin	1/0	XXX
5	Calvin Hart Jr.	1/1	START
6	Tony Adams	10/9	START	START	START	XXX	START	START	START	START	START	START
6	Deuce Spann	8/0	XXX	XXX	XXX	XXX	XXX	XXX	XXX	XXX
7	Kendall Smith	10/1	XXX	XXX	XXX	XXX	START	XXX	XXX	XXX	XXX	XXX
7	Brian Hightower	4/1	XXX	...	XXX	XXX	START	...
8	Eddie Smith	9/0	XXX	...	XXX	XXX	XXX	XXX	XXX	XXX	XXX	XXX
8	Jafar Armstrong	1/0	XXX
9	Coran Taylor	0/0
9	Artur Sitkowski	5/3	XXX	START	START	XXX	START
10	Desmond Dan Jr.	0/0
10	Tahveon Nicholson	7/2	XXX	XXX	XXX	START	XXX	START	XXX	...
11	Carlos Sandy	10/4	XXX	XXX	XXX	START	START	START	XXX	XXX	XXX	START
12	Matt Robinson	0/0
13	Pat Bryant	8/3	XXX	XXX	START	START	XXX	XXX	XXX	START
14	Blake Hayes	10/0	XXX	XXX	XXX	XXX	XXX	XXX	XXX	XXX	XXX	XXX
14	Casey Washington	10/3	XXX	START	XXX	START	XXX	XXX	START	XXX	XXX	XXX
15	Ty Lindenman	0/0
15	Prince Green	0/0
16	Samari Collier	0/0
17	Ryan Johnson	1/0	XXX
17	James McCourt	10/0	XXX	XXX	XXX	XXX	XXX	XXX	XXX	XXX	XXX	XXX
18	Brandon Peters	8/7	START	START	START	START	START	XXX	START	START
19	Dalevon Campbell	9/1	...	XXX	START	XXX	XXX	XXX	XXX	XXX	XXX	XXX
19	Hugh Robertson	0/0
20	Tyler Strain	3/0	XXX	...	XXX	XXX
21	Jartavius Martin	10/8	START	XXX	START	START	START	START	XXX	START	START	START
22	Chase Hayden	6/0	XXX	...	XXX	...	XXX	XXX	XXX	XXX
23	Reggie Love III	8/0	XXX	XXX	XXX	XXX	XXX	XXX	XXX	XXX
24	Prather Hudson	10/0	XXX	XXX	XXX	XXX	XXX	XXX	XXX	XXX	XXX	XXX
24	Nick Fedanzo	0/0
25	Kerby Joseph	10/8	START	XXX	XXX	START	START	START	START	START	START	START
26	Mike Epstein	2/1	START	XXX
26	DJ Johnson	8/0	XXX	XXX	XXX	XXX	XXX	XXX	XXX	XXX
27	Mike Manning	0/0
27	Matt Bobak	0/0
28	Dylan Rosiek	2/0	XXX	...	XXX
29	Christian Bobak	10/0	XXX	XXX	XXX	XXX	XXX	XXX	XXX	XXX	XXX	XXX
30	Sydney Brown	10/10	START	START	START	START	START	START	START	START	START	START
31	Devon Witherspoon	8/8	START	START	START	START	START	START	START	START
32	Tailon Leitzsey	6/0	XXX	XXX	XXX	XXX	XXX	XXX
33	Ezekiel Holmes	10/0	XXX	XXX	XXX	XXX	XXX	XXX	XXX	XXX	XXX	XXX
34	Ryan Meed	5/0	XXX	XXX	XXX	XXX	XXX	...
35	Jake Hansen	5/5	START	START	START	START	START
36	Ben Schultz	0/0
36	Lane Hansen	0/0
37	Jaden Jones-Watkins	0/0
38	Isaac Darkangelo	10/0	XXX	XXX	XXX	XXX	XXX	XXX	XXX	XXX	XXX	XXX
39	Aidan Hall	0/0
39	Kenenna Odeluga	3/0	XXX	XXX	XXX
40	Shammond Cooper	2/0	XXX	...	XXX



2021-22 Illinois Football Games Played All games

Page 2/2
as of Nov 06, 2021

##	Player	GP-GS	Nebr	UTSA	UVa	MD	Purdue	CLT	Wisc	PSU	RU	MINN
40	Lucas Althaus	0/0
41	Preston Engel	0/0
41	Joriell Washington	0/0
42	Michael Marchese	9/1	XXX	XXX	XXX	XXX	XXX	XXX	XXX	...	START	XXX
42	Luke Zardzin	1/0	XXX
43	Griffin Moore	1/0	XXX
43	Marko Rajkovic	0/0
44	Tarique Barnes	10/8	XXX	START	START	START	XXX	START	START	START	START	START
45	Khalan Tolson	10/6	XXX	START	XXX	XXX	START	START	START	START	START	XXX
46	Alec McEachern	10/1	XXX	XXX	XXX	XXX	START	XXX	XXX	XXX	XXX	XXX
48	Bryce Barnes	9/0	XXX	XXX	XXX	XXX	...	XXX	XXX	XXX	XXX	XXX
48	Mike Cerniglia Jr.	1/0	XXX
49	Seth Coleman	8/3	XXX	XXX	XXX	START	START	START	...	XXX	...	XXX
49	Max Rosenthal	8/0	XXX	XXX	XXX	XXX	XXX	XXX	XXX	XXX
51	Sean Coghlan	7/0	...	XXX	XXX	XXX	XXX	XXX	...	XXX	XXX	...
52	Verdis Brown	6/0	...	XXX	XXX	XXX	XXX	XXX	XXX
53	Devin Hale	0/0
54	Julian Pearl	10/8	XXX	XXX	START	START	START	START	START	START	START	START
54	Kalen Villanueva	0/0
55	Blake Jeresaty	8/4	START	START	XXX	START	START	XXX	...	XXX	XXX	...
55	Sed McConnell	0/0
56	Ethan Tabel	10/0	XXX	XXX	XXX	XXX	XXX	XXX	XXX	XXX	XXX	XXX
57	Evan Kirts	0/0
59	Josh Plohr	0/0
62	Terry Zapf	0/0
63	Alex Palczewski	10/10	START	START	START	START	START	START	START	START	START	START
64	Josh Kreutz	3/0	XXX	XXX	XXX
65	Doug Kramer	9/9	START	START	START	...	START	START	START	START	START	START
66	Jordyn Slaughter	0/0
67	Brody Wisecarver	0/0
68	Zachary Barlev	1/1	START
69	Moses Okpala	0/0
70	Thomas Cronin	3/0	XXX	XXX	XXX
72	Jack Badovinac	10/6	XXX	XXX	START	START	START	XXX	XXX	START	START	START
73	Josh Gesky	0/0
75	Alex Pihlstrom	9/5	START	START	XXX	XXX	XXX	START	START	START	XXX	...
79	Vederian Lowe	10/10	START	START	START	START	START	START	START	START	START	START
80	Peyton Vining	1/0	XXX
81	Marquez Beason	0/0
82	Luke Ford	10/10	START	START	START	START	START	START	START	START	START	START
83	Keion Battle	0/0
84	Owen Hickey	0/0
85	Miles Scott	3/1	XXX	START	XXX
86	Donny Navarro	10/2	START	START	XXX	XXX	XXX	XXX	XXX	XXX	XXX	XXX
87	Daniel Barker	10/5	START	START	START	START	XXX	XXX	XXX	XXX	XXX	START
88	Keith Randolph Jr.	8/5	START	XXX	XXX	START	XXX	START	START	START
89	Tip Reiman	10/3	XXX	XXX	XXX	XXX	XXX	START	START	START	XXX	XXX
90	Alec Bryant	0/0
91	Jamal Woods	10/1	XXX	XXX	START	XXX	XXX	XXX	XXX	XXX	XXX	XXX
92	Isaiah Gay	10/5	START	START	START	XXX	XXX	XXX	START	XXX	XXX	START
93	Calvin Avery	9/0	XXX	XXX	XXX	XXX	XXX	XXX	...	XXX	XXX	XXX
94	Jer'Zhan Newton	10/9	START	START	XXX	START	START	START	START	START	START	START
96	Roderick Perry	10/8	XXX	START	START	START	START	XXX	START	START	START	START
98	Deon Pate	3/0	XXX	...	XXX	XXX
99	Owen Carney, Jr.	10/10	START	START	START	START	START	START	START	START	START	START



2021-22 Illinois Football
Total Tackles Game-by-Game
All games

Page 1/1
as of Nov 06, 2021

Total Tackles

Player	S-A	Total	Nebr	UTSA	UVa	MD	Purdue	CLT	Wisc	PSU	RU	MINN
Sydney Brown	43-27	70	6-3	4-3	1-1	2-3	6-1	3-3	7-5	1-2	8-2	5-4
Tarique Barnes	37-31	68	2-0	5-6	2-1	3-1	5-0	2-3	6-6	3-4	4-7	5-3
Jartavius Martin	31-22	53	2-3	3-3	6-1	7-3	1-1	1-4	2-1	4-1	4-3	1-2
Tony Adams	39-13	52	10-1	6-1	1-0	1-0	2-1	4-1	3-6	5-1	6-0	1-2
Kerby Joseph	31-16	47	3-0	1-0	4-3	4-2	3-3	3-1	6-3	1-1	2-3	4-0
Devon Witherspoon	33-9	42	4-0	7-2	7-0	6-1	DNP	DNP	3-1	4-2	1-2	1-1
Khalan Tolson	23-18	41	-	2-4	3-1	-	4-1	4-1	6-3	2-4	0-2	2-2
Owen Carney, Jr.	17-21	38	0-3	2-4	2-2	1-0	2-2	2-3	0-2	3-0	0-5	5-0
Jer'Zhan Newton	13-24	37	2-3	0-5	1-1	1-0	3-0	0-2	0-2	2-4	1-5	3-2
Jake Hansen	19-14	33	0-5	3-4	4-3	11-1	DNP	DNP	1-1	DNP	DNP	DNP
Isaiah Gay	16-17	33	0-1	-	-	1-1	1-1	2-3	3-3	2-1	3-5	4-2
Keith Randolph Jr.	13-16	29	1-1	1-0	DNP	DNP	0-1	0-3	4-1	2-2	1-8	4-0
Roderick Perry	13-12	25	2-1	1-1	2-0	2-0	1-0	0-1	2-2	1-2	1-4	1-1
Seth Coleman	13-9	22	2-1	1-2	1-0	3-3	3-1	2-2	DNP	-	DNP	1-0
Derrick Smith	10-7	17	0-1	5-4	4-2	DNP	DNP	-	-	-	1-0	DNP
Jamal Woods	7-5	12	1-0	1-2	-	1-0	-	0-1	0-2	1-0	2-0	1-0
Tahveon Nicholson	9-2	11	-	-	1-0	3-0	4-0	1-2	DNP	DNP	-	DNP
Prather Hudson	6-5	11	2-0	1-3	0-1	1-0	1-0	-	0-1	-	1-0	-
Kendall Smith	6-4	10	-	-	2-1	-	1-1	-	0-1	-	2-0	1-1
Calvin Avery	4-3	7	0-1	-	2-0	-	0-1	-	DNP	-	2-0	0-1
Alec McEachern	3-3	6	-	-	1-1	0-1	1-0	-	1-1	-	-	-
Calvin Hart Jr.	2-4	6	2-4	DNP	DNP	DNP	DNP	DNP	DNP	DNP	DNP	DNP
DJ Johnson	2-2	4	-	-	-	-	-	1-0	1-2	-	DNP	DNP
Eddie Smith	3-0	3	-	DNP	-	-	-	-	-	1-0	2-0	-
Christian Bobak	2-1	3	-	-	-	-	1-0	-	-	-	1-0	0-1
Ezekiel Holmes	2-1	3	-	-	2-1	-	-	-	-	-	-	-
Michael Marchese	0-2	2	-	-	0-2	-	-	-	-	DNP	-	-
Chase Brown	1-0	1	-	DNP	-	-	DNP	-	-	1-0	-	-
Tailon Leitzsey	1-0	1	-	1-0	DNP	DNP	DNP	DNP	-	-	-	-
Verdis Brown	0-1	1	DNP	-	-	DNP	DNP	DNP	0-1	-	-	-
Tyler Strain	0-1	1	DNP	DNP	0-1	DNP	-	-	DNP	DNP	DNP	DNP



2021-22 Illinois Football
Rushing/Receiving Game-by-Game
All games

Page 1/1
as of Nov 06, 2021

Rushing

Player	No-Yds/TD	Nebr	UTSA	UVa	MD	Purdue	CLT	Wisc	PSU	RU	MINN
Chase Brown	144-854/4	5-24/0	DNP	7-41/1	14-57/0	DNP	26-257/2	8-35/0	33-223/1	18-67/0	33-150/0
Josh McCray	94-491/1	DNP	5-20/0	7-33/0	8-60/1	24-156/0	16-64/0	3-1/0	24-142/0	4-6/0	3-9/0
Reggie Love III	42-150/0	12-45/0	11-39/0	1--1/0	10-63/0	8-4/0	DNP	DNP	-	-	-
Brandon Peters	28--15/0	2--15/0	DNP	DNP	9--31/0	2--20/0	3-17/0	1--9/0	-	5-25/0	6-18/0
Jakari Norwood	27-120/0	3-16/0	4-26/0	4-35/0	4-4/0	6-33/0	2--5/0	DNP	-	3-9/0	1-2/0
Artur Sitkowski	26-31/0	3-4/0	6-33/0	7-2/0	DNP	DNP	DNP	-	10--8/0	DNP	DNP
Mike Epstein	25-107/1	16-75/1	9-32/0	DNP	DNP	DNP	DNP	DNP	DNP	DNP	DNP
Isaiah Williams	9-23/1	2-8/0	-	-	-	2-2/0	1-6/0	1--1/0	-	-	3-8/1
Chase Hayden	5-18/0	4-12/0	DNP	1-6/0	DNP	-	-	-	-	DNP	DNP

Receiving

Player	No-Yds/TD	Nebr	UTSA	UVa	MD	Purdue	CLT	Wisc	PSU	RU	MINN
Isaiah Williams	38-376/2	6-41/1	8-101/0	5-41/0	2-47/0	4-21/0	3-24/0	4-23/0	2-7/0	3-67/1	1-4/0
Casey Washington	16-165/0	2-13/0	2-20/0	2-12/0	1-9/0	3-31/0	2-18/0	1-5/0	-	2-34/0	1-23/0
Donny Navarro	15-133/0	1-21/0	3-24/0	2-11/0	3-27/0	1-6/0	-	1-16/0	2-12/0	2-16/0	-
Daniel Barker	14-166/4	-	5-74/2	3-16/0	-	-	1-10/1	-	2-11/0	2-47/1	1-8/0
Chase Brown	12-123/0	-	DNP	4-28/0	2-54/0	DNP	1-17/0	2-5/0	1-6/0	1-7/0	1-6/0
Luke Ford	12-89/1	3-30/1	1-5/0	1-4/0	-	1-18/0	3-9/0	2-11/0	-	1-12/0	-
Deuce Spann	5-124/2	1-45/0	1-31/1	1-33/1	1-8/0	-	-	DNP	DNP	1-7/0	-
Pat Bryant	4-42/0	DNP	DNP	1-17/0	-	3-25/0	-	-	-	-	-
Carlos Sandy	4-16/0	-	-	1-7/0	-	-	-	-	-	2-0/0	1-9/0
Jakari Norwood	4-8/0	1-7/0	-	1-4/0	-	1--5/0	-	DNP	1-2/0	-	-
Dalevon Campbell	3-50/0	DNP	-	2-43/0	-	-	-	1-7/0	-	-	-
Tip Reiman	2-19/1	-	-	-	-	1-4/0	-	-	-	-	1-15/1
Reggie Love III	2-12/0	-	1-7/0	1-5/0	-	-	DNP	DNP	-	-	-
Mike Epstein	2-6/0	1-2/0	1-4/0	DNP	DNP	DNP	DNP	DNP	DNP	DNP	DNP
Josh McCray	1-40/0	DNP	-	-	1-40/0	-	-	-	-	-	-
Michael Marchese	1-15/0	-	-	-	-	-	-	-	DNP	-	1-15/0



2021-22 Illinois Football
Returns Game-by-Game
All games

Page 1/1
as of Nov 06, 2021

Punt Returns

Player	No-Yds	Nebr	UTSA	UVa	MD	Purdue	CLT	Wisc	PSU	RU	MINN
Donny Navarro	11-55	1-7	1-14	2-22	3-11	2-7	-	1--4	1--2	-	-

Kick Returns

Player	No-Yds	Nebr	UTSA	UVa	MD	Purdue	CLT	Wisc	PSU	RU	MINN
Donny Navarro	3-49	1-9	1-18	-	1-22	-	-	-	-	-	-

Interceptions Returns

Player	No-Yds	Nebr	UTSA	UVa	MD	Purdue	CLT	Wisc	PSU	RU	MINN
Kerby Joseph	4-12	-	-	1-0	-	1-0	-	1-0	-	-	1-12
Tarique Barnes	1-6	-	-	-	-	-	-	-	-	-	1-6
Keith Randolph Jr.	1-2	-	-	DNP	DNP	-	1-2	-	-	-	-
Tony Adams	1-0	-	-	-	-	1-0	-	-	-	-	-

Fumble Returns

Player	No-Yds	Nebr	UTSA	UVa	MD	Purdue	CLT	Wisc	PSU	RU	MINN
--------	--------	------	------	-----	----	--------	-----	------	-----	----	------



2021-22 Illinois Football
Sacks Game-by-Game
All games

Page 1/1
as of Nov 06, 2021

Player	UA-A	Total	Nebr	UTSA	UVa	MD	Purdue	CLT	Wisc	PSU	RU	MINN
Owen Carney, Jr.	6-1	6.5	-	-	-	1-7	1.5-5	2-16	-	1-5	-	1-7
Keith Randolph Jr.	3-0	3	1-4	1-6	DNP	DNP	-	-	-	-	-	1-1
Seth Coleman	2-0	2	1-7	-	-	-	-	1-5	DNP	-	DNP	-
Jer'Zhan Newton	2-0	2	1-11	-	-	1-6	-	-	-	-	-	-
Roderick Perry	2-0	2	1-6	-	-	-	-	-	-	-	-	1-1
Isaiah Gay	1-2	2	-	-	-	-	0.5-5	-	-	-	-	1.5-14
Calvin Hart Jr.	1-0	1	1-7	DNP	DNP	DNP	DNP	DNP	DNP	DNP	DNP	DNP
Kerby Joseph	1-0	1	-	-	-	-	-	-	-	1-4	-	-
Sydney Brown	1-0	1	-	-	-	-	-	-	-	-	-	1-5
Devon Witherspoon	1-0	1	-	-	-	-	DNP	DNP	-	1-11	-	-
Jake Hansen	1-0	1	-	-	-	1-5	DNP	DNP	-	DNP	DNP	DNP
Tarique Barnes	1-0	1	-	-	-	-	1-10	-	-	-	-	-
Khalan Tolson	1-0	1	-	-	-	-	-	-	-	1-6	-	-
Calvin Avery	0-1	0.5	-	-	-	-	-	-	DNP	-	-	0.5-3



2021-22 Illinois Football
Tackles For Loss Game-by-Game
All games

Page 1/1
as of Nov 06, 2021

Player	UA-A	Total	Nebr	UTSA	UVa	MD	Purdue	CLT	Wisc	PSU	RU	MINN
Owen Carney, Jr.	6-3	7.5	-	-	-	1.0-7	1.5-5	2.5-18	-	1.0-5	0.5-1	1.0-7
Devon Witherspoon	5-0	5.0	-	2.0-4	1.0-1	1.0-1	DNP	DNP	-	1.0-11	-	-
Keith Randolph Jr.	3-1	3.5	1.5-4	1.0-6	DNP	DNP	-	-	-	-	-	1.0-1
Isaiah Gay	2-3	3.5	-	-	-	-	1.5-6	0.5-2	-	-	-	1.5-14
Roderick Perry	3-0	3.0	1.0-6	1.0-2	-	-	-	-	-	-	-	1.0-1
Seth Coleman	3-0	3.0	1.0-7	-	-	1.0-2	-	1.0-5	DNP	-	DNP	-
Jake Hansen	2-1	2.5	-	1.0-5	0.5-3	1.0-5	DNP	DNP	-	DNP	DNP	DNP
Jartavius Martin	2-1	2.5	-	-	0.5-3	1.0-6	-	-	-	-	1.0-2	-
Tarique Barnes	1-3	2.5	-	-	-	-	1.0-10	0.5-2	-	-	0.5-0	0.5-1
Khalan Tolson	2-0	2.0	-	-	-	-	-	-	-	1.0-6	-	1.0-2
Jamal Woods	2-0	2.0	-	-	-	1.0-3	-	-	-	-	-	1.0-2
Jer'Zhan Newton	2-0	2.0	1.0-11	-	-	1.0-6	-	-	-	-	-	-
Calvin Hart Jr.	1-1	1.5	1.5-8	DNP	DNP	DNP	DNP	DNP	DNP	DNP	DNP	DNP
Sydney Brown	1-1	1.5	-	-	-	-	-	-	-	-	-	1.5-6
Tony Adams	1-1	1.5	-	-	1.0-3	-	-	0.5-2	-	-	-	-
Ezekiel Holmes	1-0	1.0	-	-	1.0-1	-	-	-	-	-	-	-
Kerby Joseph	1-0	1.0	-	-	-	-	-	-	-	1.0-4	-	-
Derrick Smith	1-0	1.0	-	1.0-2	-	DNP	DNP	-	-	-	-	DNP
Calvin Avery	0-1	0.5	-	-	-	-	-	-	DNP	-	-	0.5-3



2021-22 Illinois Football
Fumbles Game-by-Game
All games

Page 1/1
as of Nov 06, 2021

Fumbles

Player	No-Lost	Nebr	UTSA	UVa	MD	Purdue	CLT	Wisc	PSU	RU	MINN
Artur Sitkowski	4-1	1-1	1-0	-	DNP	DNP	DNP	-	2-0	DNP	DNP
Brandon Peters	2-0	-	DNP	DNP	-	1-0	-	-	-	-	1-0
Josh McCray	1-1	DNP	-	-	-	-	1-1	-	-	-	-
Chase Brown	1-0	-	DNP	-	-	DNP	-	-	-	1-0	-
Chase Hayden	1-1	-	DNP	1-1	DNP	-	-	-	-	DNP	DNP
Reggie Love III	1-0	-	-	-	1-0	-	DNP	DNP	-	-	-
Mike Epstein	1-0	-	1-0	DNP	DNP	DNP	DNP	DNP	DNP	DNP	DNP

Fumbles Forced

Player	Number	Nebr	UTSA	UVa	MD	Purdue	CLT	Wisc	PSU	RU	MINN
Sydney Brown	2	-	-	-	-	-	1	-	-	-	1
Jake Hansen	2	-	-	2	-	DNP	DNP	-	DNP	DNP	DNP
Jartavius Martin	1	-	-	-	1	-	-	-	-	-	-
Tarique Barnes	1	-	-	-	-	-	-	1	-	-	-
Seth Coleman	1	-	-	-	1	-	-	DNP	-	DNP	-
Keith Randolph Jr.	1	1	-	DNP	DNP	-	-	-	-	-	-

Fumbles Recovered

Player	Number	Nebr	UTSA	UVa	MD	Purdue	CLT	Wisc	PSU	RU	MINN
Kerby Joseph	3	-	-	-	1	-	1	1	-	-	-
Calvin Hart Jr.	1	1	DNP	DNP	DNP	DNP	DNP	DNP	DNP	DNP	DNP
Jake Hansen	1	-	-	1	-	DNP	DNP	-	DNP	DNP	DNP
Seth Coleman	1	-	-	-	1	-	-	DNP	-	DNP	-
Vederian Lowe	1	-	-	-	-	1	-	-	-	-	-
Isaiah Gay	1	-	1	-	-	-	-	-	-	-	-



2021-22 Illinois Football
Passing Game-by-Game
All games

Page 1/1
as of Nov 06, 2021

#1 Isaiah Williams	Comp	Att	Int	Pct	Yards	TD	Long	Sacked	Effic.
Purdue	0	1	0	0.0	0	0	0	0-0	0.0
Totals	0	1	0	0.0	0	0	0	0-0	0.0

#5 Caleb Griffin	Comp	Att	Int	Pct	Yards	TD	Long	Sacked	Effic.
Minnesota	0	1	0	0.0	0	0	0	0-0	0.0
Totals	0	1	0	0.0	0	0	0	0-0	0.0

#9 Artur Sitkowski	Comp	Att	Int	Pct	Yards	TD	Long	Sacked	Effic.
Nebraska	12	15	0	80.0	124	2	45	1-2	193.4
UTSA	22	42	0	52.4	266	3	31	0-0	129.2
Virginia	24	45	1	53.3	221	1	33	3-15	97.5
Wisconsin	8	27	0	29.6	55	0	16	0-0	46.7
Penn St.	8	19	1	42.1	38	0	8	4-31	48.4
Totals	74	148	2	50.0	704	6	45	8-48	100.6

#14 Casey Washington	Comp	Att	Int	Pct	Yards	TD	Long	Sacked	Effic.
Penn St.	0	2	0	0.0	0	0	0	0-0	0.0
Totals	0	2	0	0.0	0	0	0	0-0	0.0

#18 Brandon Peters	Comp	Att	Int	Pct	Yards	TD	Long	Sacked	Effic.
Nebraska	3	4	0	75.0	35	0	19	2-15	148.5
Maryland	10	26	1	38.5	185	0	40	6-53	90.5
Purdue	14	26	0	53.8	100	0	18	2-20	86.2
Charlotte	10	19	0	52.6	78	1	17	0-0	104.5
Wisconsin	3	7	0	42.9	12	0	6	1-9	57.3
Rutgers	14	19	0	73.7	190	2	52	0-0	192.4
Minnesota	7	9	0	77.8	80	1	23	1-7	189.1
Totals	61	110	1	55.5	680	4	52	12-104	117.6



2021-22 Illinois Football
Red-Zone Results
All games

Page 1/1
as of Nov 06, 2021

Illinois Inside Opponent Red-Zone

Date	Opponent	Score	Times In RZ	Times Scored	Total Pts	TDs	Rush TDs	Pass TDs	FGs Made	Failed to score inside RZ					
										FGA	Down	Int	Fumb	Half	Game
08/28/2021	Nebraska	W 30-22	3	3	21	3	1	2	0	0	0	0	0	0	0
09/04/2021	UTSA	L 30-37	4	3	17	2	0	2	1	1	1	0	0	0	0
09/11/2021	at Virginia	L 14-42	1	0	0	0	0	0	0	0	1	0	0	0	0
09/17/2021	Maryland	L 17-20	2	1	3	0	0	0	1	2	0	0	0	0	0
09/25/2021	at Purdue	L 9-13	2	1	3	0	0	0	1	1	1	0	0	0	0
10/02/2021	Charlotte	W 24-14	4	2	10	1	0	1	1	1	0	0	1	0	1
10/09/2021	Wisconsin	L 0-24	0	0	0	0	0	0	0	0	0	0	0	0	0
10/23/2021	at Penn St.	W 20-18	4	4	16	1	1	0	3	3	0	0	0	0	0
10/30/2021	Rutgers	L 14-20	0	0	0	0	0	0	0	0	0	0	0	0	0
11/06/2021	at Minnesota	W 14-6	2	2	14	2	1	1	0	0	0	0	0	0	0
Totals 16 of 22 (72.7%)			22	16	84	9	3	6	7	8	3	0	1	0	1

Opponents Inside Illinois Red-Zone

Date	Opponent	Score	Times In RZ	Times Scored	Total Pts	TDs	Rush TDs	Pass TDs	FGs Made	Failed to score inside RZ					
										FGA	Down	Int	Fumb	Half	Game
08/28/2021	Nebraska	W 30-22	3	3	15	2	1	1	1	1	0	0	0	0	0
09/04/2021	UTSA	L 30-37	6	6	30	3	2	1	3	3	0	0	0	0	0
09/11/2021	Virginia	L 14-42	5	4	28	4	1	3	0	1	0	0	0	0	0
09/17/2021	Maryland	L 17-20	6	4	20	2	1	1	2	3	0	0	1	0	0
09/25/2021	Purdue	L 9-13	4	3	13	1	0	1	2	2	0	1	0	0	0
10/02/2021	Charlotte	W 24-14	1	0	0	0	0	0	0	1	0	0	0	0	0
10/09/2021	Wisconsin	L 0-24	3	3	17	2	2	0	1	1	0	0	0	0	0
10/23/2021	Penn St.	W 20-18	4	3	9	0	0	0	3	4	0	0	0	0	0
10/30/2021	Rutgers	L 14-20	4	4	20	2	2	0	2	2	0	0	0	0	0
11/06/2021	Minnesota	W 14-6	2	1	6	1	1	0	0	1	0	0	0	0	0
Totals 31 of 38 (81.6%)			38	31	158	17	10	7	14	19	0	1	1	0	0



2021-22 Illinois Football
Tackles Breakdown
All games

Page 1/2
as of Nov 06, 2021

All Tackles

Player	Total	Rush	Pass	Sack	KO	Punt	Int	Fumb	FF	Other
Sydney Brown	70	0	0	1.5	0	0	0	0	0	68.5
Tarique Barnes	68	0	0	2.5	0	0	0	0	0	65.5
Jartavius Martin	53	0	0	2.5	0	0	0	0	0	50.5
Tony Adams	52	0	0	1.5	0	0	0	0	0	50.5
Kerby Joseph	47	0	0	1	0	0	0	0	0	46
Devon Witherspoon	42	0	0	5	0	0	0	0	0	37
Khalan Tolson	41	0	0	2	0	0	0	0	0	39
Owen Carney, Jr.	38	0	0	7.5	0	0	0	0	0	30.5
Jer'Zhan Newton	37	0	0	2	0	0	0	0	0	35
Jake Hansen	33	0	0	2.5	0	0	0	0	0	30.5
Isaiah Gay	33	0	0	3.5	0	0	0	0	0	29.5
Keith Randolph Jr.	29	0	0	3.5	0	0	0	0	0	25.5
Roderick Perry	25	0	0	3	0	0	0	0	0	22
Seth Coleman	22	0	0	3	0	0	0	0	0	19
Derrick Smith	17	0	0	1	0	0	0	0	0	16
Jamal Woods	12	0	0	2	0	0	0	0	0	10
Prather Hudson	11	0	0	0	0	0	0	0	0	11
Tahveon Nicholson	11	0	0	0	0	0	0	0	0	11
Kendall Smith	10	0	0	0	0	0	0	0	0	10
Calvin Avery	7	0	0	0.5	0	0	0	0	0	6.5
Alec McEachern	6	0	0	0	0	0	0	0	0	6
Calvin Hart Jr.	6	0	0	1.5	0	0	0	0	0	4.5
DJ Johnson	4	0	0	0	0	0	0	0	0	4
Ezekiel Holmes	3	0	0	1	0	0	0	0	0	2
Christian Bobak	3	0	0	0	0	0	0	0	0	3
Eddie Smith	3	0	0	0	0	0	0	0	0	3
Michael Marchese	2	0	0	0	0	0	0	0	0	2
Verdis Brown	1	0	0	0	0	0	0	0	0	1
Chase Brown	1	0	0	0	0	0	0	0	0	1
Tailon Leitzsey	1	0	0	0	0	0	0	0	0	1
Tyler Strain	1	0	0	0	0	0	0	0	0	1
Total	690	0	0	47	0	0	0	0	0	643

Rushing Tackles

Player	No.
Total	0

Passing Tackles

Player	No.
Total	0

Special Teams Tackles

Player	Total	KO	Punt
Total	0	0	0



**2021-22 Illinois Football
Tackles Breakdown
All games**

Page 2/2
as of Nov 06, 2021

Kickoff return Tackles

Player	No.
Total	0

Punt Return Tackles

Player	No.
Total	0



2021-22 Illinois Football
By Quarter Statistics
All games

Page 1/1
as of Nov 06, 2021

3rd-Down Conversions

Date	Opponent		Score	Overall	1st Qtr	2nd Qtr	3rd Qtr	4th Qtr	Overtime
08/28/2021	Nebraska	W	30-22	6-13 46.2	1-4 25.0	2-3 66.7	3-4 75.0	0-2 0.0	0-1 0.0
09/04/2021	UTSA	L	30-37	8-18 44.4	0-3 0.0	3-3 100.0	1-4 25.0	4-8 50.0	0-0 0.0
09/11/2021	at Virginia	L	14-42	6-17 35.3	1-4 25.0	2-4 50.0	1-3 33.3	2-6 33.3	0-0 0.0
09/17/2021	Maryland	L	17-20	8-17 47.1	2-5 40.0	3-5 60.0	1-3 33.3	2-4 50.0	0-0 0.0
09/25/2021	at Purdue	L	9-13	5-16 31.3	0-2 0.0	0-4 0.0	3-5 60.0	2-5 40.0	0-0 0.0
10/02/2021	Charlotte	W	24-14	8-15 53.3	3-4 75.0	2-6 33.3	1-1 100.0	2-4 50.0	0-0 0.0
10/09/2021	Wisconsin	L	0-24	1-12 8.3	0-2 0.0	0-3 0.0	0-2 0.0	1-5 20.0	0-0 0.0
10/23/2021	at Penn St.	Wot9	20-18	9-18 50.0	1-3 33.3	5-6 83.3	0-2 0.0	2-4 50.0	0-0 0.0
10/30/2021	Rutgers	L	14-20	3-12 25.0	0-2 0.0	2-4 50.0	1-3 33.3	0-3 0.0	0-0 0.0
11/06/2021	at Minnesota	W	14-6	5-12 41.7	2-2 100.0	0-3 0.0	2-3 66.7	1-4 25.0	0-0 0.0
Illinois				59-150 39.3	10-31 32.3	19-41 46.3	13-30 43.3	16-45 35.6	0-1 0.0
Opponents				48-132 36.4	10-32 31.3	10-38 26.3	13-27 48.1	15-32 46.9	0-2 0.0

4th-Down Conversions

Date	Opponent		Score	Overall	1st Qtr	2nd Qtr	3rd Qtr	4th Qtr	Overtime
08/28/2021	Nebraska	W	30-22	0-0 0.0	0-0 0.0	0-0 0.0	0-0 0.0	0-0 0.0	0-0 0.0
09/04/2021	UTSA	L	30-37	1-2 50.0	0-0 0.0	0-0 0.0	0-0 0.0	1-2 50.0	0-0 0.0
09/11/2021	at Virginia	L	14-42	0-2 0.0	0-0 0.0	0-0 0.0	0-0 0.0	0-2 0.0	0-0 0.0
09/17/2021	Maryland	L	17-20	0-0 0.0	0-0 0.0	0-0 0.0	0-0 0.0	0-0 0.0	0-0 0.0
09/25/2021	at Purdue	L	9-13	0-1 0.0	0-0 0.0	0-0 0.0	0-0 0.0	0-1 0.0	0-0 0.0
10/02/2021	Charlotte	W	24-14	2-2 100.0	0-0 0.0	1-1 100.0	0-0 0.0	1-1 100.0	0-0 0.0
10/09/2021	Wisconsin	L	0-24	1-3 33.3	0-0 0.0	0-0 0.0	0-0 0.0	1-3 33.3	0-0 0.0
10/23/2021	at Penn St.	Wot9	20-18	0-0 0.0	0-0 0.0	0-0 0.0	0-0 0.0	0-0 0.0	0-0 0.0
10/30/2021	Rutgers	L	14-20	0-1 0.0	0-0 0.0	0-0 0.0	0-0 0.0	0-1 0.0	0-0 0.0
11/06/2021	at Minnesota	W	14-6	0-0 0.0	0-0 0.0	0-0 0.0	0-0 0.0	0-0 0.0	0-0 0.0
Illinois				4-11 36.4	0-0 0.0	1-1 100.0	0-0 0.0	3-10 30.0	0-0 0.0
Opponents				9-12 75.0	4-4 100.0	1-2 50.0	1-2 50.0	2-3 66.7	1-1 100.0

Time of Possession

Date	Opponent		Score	Overall	1st Qtr	2nd Qtr	3rd Qtr	4th Qtr	Overtime
08/28/2021	Nebraska	W	30-22	34:55	08:17	09:09	11:45	05:44	00:00
09/04/2021	UTSA	L	30-37	29:18	06:11	06:35	05:14	11:18	00:00
09/11/2021	at Virginia	L	14-42	27:52	06:32	07:52	06:26	07:02	00:00
09/17/2021	Maryland	L	17-20	30:51	09:12	06:24	07:02	08:13	00:00
09/25/2021	at Purdue	L	9-13	33:45	04:52	08:56	10:01	09:56	00:00
10/02/2021	Charlotte	W	24-14	34:03	07:32	12:16	05:04	09:11	00:00
10/09/2021	Wisconsin	L	0-24	17:17	03:04	04:23	02:01	07:49	00:00
10/23/2021	at Penn St.	Wot9	20-18	36:25	08:16	11:54	04:37	11:38	00:00
10/30/2021	Rutgers	L	14-20	24:59	03:43	08:04	06:12	07:00	00:00
11/06/2021	at Minnesota	W	14-6	30:20	03:51	10:28	05:33	10:28	00:00
Illinois				Total 299:45	61:30	86:01	63:55	88:19	00:00
				Avg. 29:59	06:09	08:36	06:24	08:50	00:00
Opponents				Total 299:26	73:29	79:00	66:31	80:26	00:00
				Avg. 29:57	07:21	07:54	06:39	08:03	00:00



**2021-22 Illinois Football
Team Game-by-Game Comparison
All games**

Page 1/1
as of Nov 06, 2021

Opponent	Score	First Downs				Rushing Number-Yards	Passing		Total Offense Plays-Yards	Return Yards	Turn- Overs
		Total	Rush	Pass	Pen		Comp-Att.-Int	Yards			
Nebraska	30-22	18 / 19	9 / 8	8 / 10	1 / 1	48-167 / 39-160	15-19-0 / 16-32-0	159 / 232	67-326 / 71-392	16 / 31	1 / 1
UTSA	30-37	24 / 26	8 / 10	13 / 14	3 / 2	35-150 / 50-217	22-43-0 / 20-32-0	266 / 280	78-416 / 82-497	30 / 16	0 / 1
Virginia	14-42	20 / 31	4 / 7	12 / 19	4 / 5	27-116 / 33-133	24-45-1 / 28-40-1	221 / 423	72-337 / 73-556	22 / 13	2 / 2
Maryland	17-20	19 / 24	9 / 9	7 / 15	3 / 0	45-183 / 27-131	10-26-1 / 32-43-0	185 / 350	71-368 / 70-481	33 / -2	1 / 2
Purdue	9-13	17 / 17	9 / 3	7 / 14	1 / 0	42-175 / 26-38	14-27-0 / 24-40-2	100 / 277	69-275 / 66-315	7 / 7	0 / 2
Charlotte	24-14	22 / 17	16 / 7	5 / 7	1 / 3	50-336 / 27-72	10-19-0 / 17-23-1	78 / 191	69-414 / 50-263	2 / 0	1 / 2
Wisconsin	0-24	9 / 30	1 / 25	3 / 5	5 / 0	13-26 / 61-391	11-34-0 / 10-19-1	67 / 100	47-93 / 80-491	-4 / 5	0 / 2
Penn St.	20-18	26 / 14	20 / 4	3 / 9	3 / 1	67-357 / 29-62	8-21-1 / 19-34-0	38 / 165	88-395 / 63-227	-2 / 2	3 / 0
Rutgers	14-20	10 / 23	4 / 17	6 / 6	0 / 0	30-107 / 51-231	14-19-0 / 13-27-0	190 / 158	49-297 / 78-389	0 / 52	0 / 0
Minnesota	14-6	17 / 20	13 / 7	4 / 10	0 / 3	48-185 / 35-89	7-10-0 / 17-31-2	80 / 209	58-265 / 66-298	18 / 23	0 / 2
Totals	172-216	182 / 221	93 / 97	68 / 109	21 / 15	405-1802 / 378-1524	135-263-3 / 196-321-7	1384 / 2385	668-3186 / 699-3909	122 / 147	8 / 14

Opponents	3rd Down Conversion	4th Down Conversion	Time of Possession	TOP Margin	Avg Yds/Rush	Avg Yds/Pass	Avg Yds/Play	Punting Number-Avg	Penalties Number-Yards	Sacks
Nebraska	6-13 / 5-14	0-0 / 1-2	34:55 / 25:05	09:50	3.5 / 4.1	8.4 / 7.3	4.9 / 5.5	6-45.3 / 5-34.4	3-40.0 / 5-67.0	5 / 3
UTSA	8-18 / 9-17	1-2 / 0-0	29:18 / 30:42	-01:24	4.3 / 4.3	6.2 / 8.8	5.3 / 6.1	5-49.0 / 5-44.2	7-61.0 / 3-43.0	1 / 0
Virginia	6-17 / 4-10	0-2 / 1-1	27:52 / 31:19	-03:27	4.3 / 4.0	4.9 / 10.6	4.7 / 7.6	7-42.9 / 3-46.7	8-90.0 / 8-74.0	0 / 3
Maryland	8-17 / 2-10	0-0 / 0-0	30:51 / 29:09	01:42	4.1 / 4.9	7.1 / 8.1	5.2 / 6.9	7-43.1 / 6-47.2	6-44.0 / 8-63.0	3 / 6
Purdue	5-16 / 7-14	0-1 / 0-0	33:45 / 26:15	07:30	4.2 / 1.5	3.7 / 6.9	4.0 / 4.8	6-48.5 / 5-45.8	1-10.0 / 1-15.0	3 / 2
Charlotte	8-15 / 4-9	2-2 / 0-0	34:03 / 25:57	08:06	6.7 / 2.7	4.1 / 8.3	6.0 / 5.3	1-39.0 / 3-39.0	7-85.0 / 5-47.0	3 / 0
Wisconsin	1-12 / 7-13	1-3 / 2-2	17:17 / 42:43	-25:26	2.0 / 6.4	2.0 / 5.3	2.0 / 6.1	7-46.6 / 2-42.0	0-0.0 / 9-101.0	0 / 1
Penn St.	9-18 / 4-17	0-0 / 1-1	36:25 / 23:35	12:50	5.3 / 2.1	1.8 / 4.9	4.5 / 3.6	4-43.0 / 8-46.9	4-50.0 / 7-81.0	4 / 4
Rutgers	3-12 / 3-15	0-1 / 3-3	24:59 / 35:01	-10:02	3.6 / 4.5	10.0 / 5.9	6.1 / 5.0	8-44.4 / 6-47.0	3-35.0 / 3-15.0	0 / 0
Minnesota	5-12 / 3-13	0-0 / 1-3	30:20 / 29:40	00:40	3.9 / 2.5	8.0 / 6.7	4.6 / 4.5	7-43.7 / 4-44.8	8-72.0 / 4-35.0	6 / 1
Totals	59-150 / 48-132	4-11 / 9-12	299:45 / 299:26	00:19	4.4 / 4.0	5.3 / 7.4	4.8 / 5.6	58-45.0 / 47-44.3	47-487.0 / 53-541.0	25 / 20

Note: Game totals are displayed in the format TEAM/OPPONENT for each category



**2021-22 Illinois Football
Results and Comparison
All games**

Page 1/1
as of Nov 06, 2021

	Date	Opponent		Score	Overall	Conf	Time	Attend
*	08/28/2021	Nebraska	W	30-22	1-0	1-0	3:34	41064
	09/04/2021	UTSA	L	30-37	1-1	1-0	3:33	33906
	09/11/2021	at Virginia	L	14-42	1-2	1-0	3:35	36036
*	09/17/2021	Maryland	L	17-20	1-3	1-1	3:41	37168
*	09/25/2021	at Purdue	L	9-13	1-4	1-2	3:06	52840
	10/02/2021	Charlotte	W	24-14	2-4	1-2	3:02	30559
*	10/09/2021	Wisconsin	L	0-24	2-5	1-3	2:56	40168
*	10/23/2021	at Penn St.	Wot9	20-18	3-5	2-3	4:11	105001
*	10/30/2021	Rutgers	L	14-20	3-6	2-4	3:12	36942
*	11/06/2021	at Minnesota	W	14-6	4-6	3-4	3:13	46382

Opponent	Score	Total	First Downs			Rushing Number-Yards	Passing		Total Offense Plays-Yards	Return Yards	Turn- Overs
			Rush	Pass	Pen		Comp-Att.-Int	Yards			
Nebraska	30-22	18 / 19	9 / 8	8 / 10	1 / 1	48-167 / 39-160	15-19-0 / 16-32-0	159 / 232	67-326 / 71-392	16 / 31	1 / 1
UTSA	30-37	24 / 26	8 / 10	13 / 14	3 / 2	35-150 / 50-217	22-43-0 / 20-32-0	266 / 280	78-416 / 82-497	30 / 16	0 / 1
Virginia	14-42	20 / 31	4 / 7	12 / 19	4 / 5	27-116 / 33-133	24-45-1 / 28-40-1	221 / 423	72-337 / 73-556	22 / 13	2 / 2
Maryland	17-20	19 / 24	9 / 9	7 / 15	3 / 0	45-183 / 27-131	10-26-1 / 32-43-0	185 / 350	71-368 / 70-481	33 / -2	1 / 2
Purdue	9-13	17 / 17	9 / 3	7 / 14	1 / 0	42-175 / 26-38	14-27-0 / 24-40-2	100 / 277	69-275 / 66-315	7 / 7	0 / 2
Charlotte	24-14	22 / 17	16 / 7	5 / 7	1 / 3	50-336 / 27-72	10-19-0 / 17-23-1	78 / 191	69-414 / 50-263	2 / 0	1 / 2
Wisconsin	0-24	9 / 30	1 / 25	3 / 5	5 / 0	13-26 / 61-391	11-34-0 / 10-19-1	67 / 100	47-93 / 80-491	-4 / 5	0 / 2
Penn St.	20-18	26 / 14	20 / 4	3 / 9	3 / 1	67-357 / 29-62	8-21-1 / 19-34-0	38 / 165	88-395 / 63-227	-2 / 2	3 / 0
Rutgers	14-20	10 / 23	4 / 17	6 / 6	0 / 0	30-107 / 51-231	14-19-0 / 13-27-0	190 / 158	49-297 / 78-389	0 / 52	0 / 0
Minnesota	14-6	17 / 20	13 / 7	4 / 10	0 / 3	48-185 / 35-89	7-10-0 / 17-31-2	80 / 209	58-265 / 66-298	18 / 23	0 / 2
Totals	172-216	182 / 221	93 / 97	68 / 109	21 / 15	405-1802 / 378-1524	135-263-3 / 196-321-7	1384 / 2385	668-3186 / 699-3909	122 / 147	8 / 14



2021-22 Illinois Football
All-Purpose Yards Game-by-Game
All games

Page 1/1
as of Nov 06, 2021

Player	Total	Nebr	UTSA	UVa	MD	Purdue	CLT	Wisc	PSU	RU	MINN
Chase Brown	977	24	DNP	69	111	DNP	274	40	229	74	156
Josh McCray	531	DNP	20	33	100	156	64	1	142	6	9
Isaiah Williams	399	49	101	41	47	23	30	22	7	67	12
Donny Navarro	237	37	56	33	60	13	-	12	10	16	-
Casey Washington	195	13	20	12	39	31	18	5	-	34	23
Daniel Barker	166	-	74	16	-	-	10	-	11	47	8
Reggie Love III	162	45	46	4	63	4	DNP	DNP	-	-	-
Jakari Norwood	128	23	26	39	4	28	-5	DNP	2	9	2
Deuce Spann	124	45	31	33	8	-	-	DNP	DNP	7	-
Mike Epstein	113	77	36	DNP	DNP	DNP	DNP	DNP	DNP	DNP	DNP
Luke Ford	89	30	5	4	-	18	9	11	-	12	-
Dalevon Campbell	50	DNP	-	43	-	-	-	7	-	-	-
Pat Bryant	42	DNP	DNP	17	-	25	-	-	-	-	-
Artur Sitkowski	31	4	33	2	DNP	DNP	DNP	-	-8	DNP	DNP
Tip Reiman	19	-	-	-	-	4	-	-	-	-	15
Chase Hayden	18	12	DNP	6	DNP	-	-	-	-	DNP	DNP
Carlos Sandy	16	-	-	7	-	-	-	-	-	-	9
Michael Marchese	15	-	-	-	-	-	-	-	DNP	-	15
Kerby Joseph	12	-	-	-	-	-	-	-	-	-	12
Tarique Barnes	6	-	-	-	-	-	-	-	-	-	6
Keith Randolph Jr.	2	-	-	DNP	DNP	-	2	-	-	-	-
Brandon Peters	-15	-15	DNP	DNP	-31	-20	17	-9	-	25	18

collegepressbox
SINCE 2005 EVERYTHING BUT THE PREGAME MEAL



NATIONAL CHAMPIONSHIP

JANUARY 10 | INDIANAPOLIS

130 Teams
10 Conferences
44 Bowls
25 Awards

collegepressbox is the official
media website for Division I football

Access and download game notes, quotes, statistics, media guides,
headshots, logos and more for all FBS schools, conferences,
postseason games, awards and the College Football Playoff

For access, please register for an account at:
collegepressbox.com/register