



# COLORADO STATE

## FOOTBALL

15 CONFERENCE CHAMPIONSHIPS | 17 BOWL GAME APPEARANCES | 45 WEEKS IN THE POLLS SINCE 1994 | 36 ALL-AMERICANS  
257 FIRST-TEAM ALL-CONFERENCE SELECTIONS | 3 COLLEGE FOOTBALL HALL OF FAME SELECTIONS | 1 JIM THORPE AWARD WINNER

**Primary Contact:** Kyle Neaves, Associate Athletic Director for Communications • Kyle.Neaves@colostate.edu • (228) 424-6921 • @KyleNeavesCSU  
**Secondary Contact:** Mike Brohard, Assistant Director for Athletics Communications and Content Development • Mike.Brohard@colostate.edu • (970) 290-0650 • @MBrohard

## GAME 4

at #5 Iowa

1:30 p.m. MT | Sept. 25, 2021 | Kinnick Stadium (69,250)

ON TV: **FS1** Play-by-Play: Tim Brando  
Analyst: Spencer Tillman

RADIO: Play-by-Play: Brian Roth  
Analyst: Kevin McGlue  
Reporter: Marty Cesario

Colorado State Sports Network: KARS 102.9 FM  
Internet Radio: SiriusXM Ch. 971 and Varsity Network App

### COLORADO STATE RAMS (1-2)

DATE	OPPONENT	TIME (MT)	TV/RESULT
SEPTEMBER			
3	South Dakota St.	7:00 p.m.	L, 23-42
11	Vanderbilt	8:00 p.m.	L, 21-24
18	at Toledo	2:00 p.m.	W, 22-6
25	at #5 Iowa	1:30 p.m.	FS1

### OCTOBER

9	San Jose State*	12-Days	Fox Sports
16	at New Mexico*	5:00 p.m.	Stadium
22	at Utah State*	7:30 p.m.	CBS SN
30	Boise State*	5:00 p.m.	CBS SN

### NOVEMBER

6	at Wyoming*	1:30 p.m.	CBS SN
13	Air Force*	5:00 p.m.	CBS SN
20	at Hawai'i*	10:00 p.m.	Spectrum
27	Nevada*	7:00 p.m.	CBS SN

### #5 IOWA HAWKEYES (3-0)

DATE	OPPONENT	TIME (CT)	TV/RESULT
SEPTEMBER			
4	#17 Indiana	2:30 p.m.	W, 34-6
11	at #9 Iowa State	3:30 p.m.	W, 27-17
18	Kent State	2:30 p.m.	W, 30-7
25	Colorado State	2:30 p.m.	FS1

### OCTOBER

1	at Maryland	7 p.m.	FS1
9	Penn State	TBA	TBA
16	Purdue	2:30 p.m.	TBD
30	at Wisconsin	11 a.m.	TBD

### NOVEMBER

6	at Northwestern	TBA	TBA
13	Minnesota	TBA	TBA
20	Illinois	TBA	TBA
26	at Nebraska	12:30 p.m.	Big 10 Network



### COLORADO STATE AT IOWA..... 0-0

Steve Addazio vs. Iowa ..... 0-1  
Kirk Ferentz vs. Colorado State ..... 0-0  
in Iowa City ..... n/a  
Last Result vs. Iowa ..... n/a  
Last Result in Iowa City ..... n/a

## NOTING THE RAMS

- Colorado State enters year two - and the first true full season - under head coach **Steve Addazio** who was named the program's 23rd head coach on Dec. 12, 2019. Addazio is in his 11th year as an FBS head coach in 2021 with the Rams after seven seasons at Boston College (2013-19) and two seasons at Temple (2011-12). He is only the second Colorado State head coach (**Earle Bruce**) to have won a bowl game as a head coach with another school.
- Addazio has been a head coach in five bowl games and led his teams to six bowl games. He has coached in more bowl games as a head coach than all other CSU head coaches except Earle Bruce (10 prior to CSU).
- Colorado State returned all but one starter from the 2020 squad and has a roster which includes **33** senior, fifth-year or beyond players.
- Tight end **Trey McBride**, fresh off a 2020 All-American season, elected to return to Colorado State in 2021 and is bringing NFL scouts to campus on a weekly basis. McBride appeared on **Todd McShay's** Big Board as the top tight end and No. 27 overall prospect for the 2022 NFL Draft.
- Senior **Ryan Stonehouse**, a two-time All-American (2018, 2020), is currently the NCAA's all-time career leader in punt average with a **47.0 mark**. The three-time All-Mountain West performer is aiming to finish his career above 46.31.
- SACK MASTERS:** Colorado State enjoyed an offseason of highlights at the professional level as former Ram Shaq Barrett - the NFL's leading sacker in 2019 - won a Super Bowl with Tampa Bay, and Al Baker (1974-77) was unofficially named the NFL's single-season sack record holder based on a review of film by Pro Football Reference for his 23 sacks in his rookie season.
- Speaking of sacks, Colorado State returns every contributor from a defensive front that led the nation in tackles for loss per game last season, including All-Mountain West First Team performer **Scott Patchan** who ranked No. 6 nationally in the category a season ago. The Rams were the most improved defensive line in the nation in 2020.

## NOTING THE GAME

- Colorado State takes on #5 Iowa this week on the road in Kinnick Stadium.
- Since 2013, the Rams have had two match-ups against AP Top-10 teams, both coming at No. 1 Alabama (2013 - L, 6-31; 2017 - L, 23-41). Colorado State's last victory over a ranked team came in 2002 when Sonny Lubick's Mountain West conference champions took down No. 7 Colorado in Denver 19-14.
- Colorado State is 2-13 all-time against teams ranked in the AP Top 10.
- This is the first-ever meeting between the Hawkeyes and the Rams. The Rams' last game in the state of Iowa came in 1983 against Iowa State, and the program is 1-11 all-time against the current membership of the Big 10.

## WHERE TO FIND IT

### GENERAL

Media Information .....	2
Weekly Schedule.....	2
Steve Addazio .....	8-9
Addazio Record Book..	10
MW Standings.....	15
CSU Rosters.....	19-20
What Returns.....	20

### ON THE GAME

Game Center.....	3
Depth Chart .....	4
Assistant Coaches.....	4
Record Breakdown .....	14

### NOTEBOOK

Offensive Notes .....	5
Defensive Notes .....	6
Special Teams Notes .....	7
Schedule Notes .....	7
Trey McBride.....	11
Ryan Stonehouse.....	12
Notebook.....	13-17
Start Chart .....	15
Games Played Chart .....	16
Game Notables.....	23
The Last Time .....	25-26

### STATISTICS

Opening Drives.....	21
Position/Game Starts.....	22
By-Game Starters .....	22
Explosive Plays.....	23
Turnovers/Big Plays.....	24
Drive Summaries.....	27
Game Recaps.....	28-30



Scan to view or download the 2021 media guide.

## NUMBERS TO WATCH

7

TE Trey McBride needs 7 receptions to move past Crockett Gilmore on the school's TE receiving charts. McBride averages a national-best 10.0 per game.

1

Sticking with McBride, one more touchdown catch will move him into second place on the school's all-time touchdown list among tight ends.

2002

Colorado State's last victory over a ranked team came in 2002, a 19-14 win over No. 7 Colorado in Denver.



Media INFORMATION

CREDENTIALS: To request credentials, submit a request at CSURams.com/FootballCredentials. All requests should be made as early as possible and should be limited to working press only. Requests made on game day will not be approved. Credentials are issued to the individual... MEDIA/SCOUTS WILL CALL AND PARKING: Due to ease of pick up outside Canvas Stadium, credentials will NOT be mailed this season. Credential pick up is available at the northwest corner of Canvas Stadium at a ticket office window and begins three hours prior to kick off. Parking passes will also be delivered digitally to media and scouts to the phone number listed on the credential application. Parking passes will be sending during game week. MEDIA/STAFF ELEVATOR: An elevator is available for use throughout the game to allow media to travel between the field level, first floor, and sixth floor press box. PHOTOGRAPHERS: Credentials for photographers will be issued on the basis of circulation, with priority granted to agencies covering the participating schools on a regular basis. SIDELINE AREAS: Excluding select portions of the game, media sideline access is reserved for photographers/videographers. LOCKER ROOM ACCESS: Colorado State's locker room is closed at all times. RECRUITS: Per NCAA rule, media are not permitted to have contact with a prospect or family members of a prospect during their visit (official or unofficial) to campus. WEEKLY PRESS CONFERENCE: Each Monday during the season, with the exception of the bye week, head coach Steve Addazio holds his weekly press conference beginning at Noon. PRACTICES: During the regular season, practices are open for the final 30 minutes of Tuesday and Wednesday practices.

COLORADO STATE ATHLETIC COMMUNICATIONS
Kyle Neaves Associate A.D./Communications
Mike Brohard Assistant Communications Dir.
John Martin Assistant Communications Dir.
Jeff Schmidt Assistant Communications Dir.
Austin Hannon Assistant Communications Dir.
Brandon Randall Digital Media Coordinator
John Hirn Historian
Mailing Address: Colorado State Athletic Communications, Campus Delivery 0120, Fort Collins, CO 80523

WEEKLY PRESS CONFERENCE
Head Coach Steve Addazio will host a press conference at Noon on the Monday of a game week each Monday throughout the season. To request access to the Zoom call, contact Kyle Neaves.
Weekly Press Conference Dates: August 30, September 6, September 13, September 20, October 4, October 11, October 18, October 25, November 1, November 8, November 15, November 22

COLLEGE PRESS BOX.COM
Now in its 17th season, collegepressbox.com is the official media website of Division I football. Access is provided to approved members of the media as well as a variety of working professionals in the college football industry, including coaches, scouts, analysts and more.

WEEKLY SCHEDULE

Table with 7 columns: Day (19 SUNDAY, 20 MONDAY, 21 TUESDAY, 22 WEDNESDAY, 23 THURSDAY, 24 FRIDAY, 25 SATURDAY) and corresponding events like Weekly Press Conference, Post-Practice, Game #4, and Post Game.



# Game CENTER

## FIRST MEETING

## QUICK FACTS

	CSU	Iowa
Location	Fort Collins, Colo.	Iowa City, Iowa
Founded	1870	1847
Enrollment	33,769	30,448
Nickname	Rams	Hawkeyes
Colors	Green and Gold	Gold and Black
Home Stadium	Canvas Stadium	Kinnick Stadium
Stadium Capacity	36,500	69,250
Conference Affiliation	Mountain West	Big Ten
2021 Record	0-1	3-0
2021 Conference Record	0-0	1-0
2020 Conference Finish	4th, Mountain	1st, West

## TEAM COMPARISON

### 2021 STATS

	CSU	Toledo
Scoring Offense	22.0	30.3
Scoring Defense	24.0	10.0
Rushing Yards	180.0	143.7
Rushing Defense	121.7	81.0
Passing Yards	228.7	154.3
Passing Defense	244.0	197.7
Total Offense	408.7	298.0
Total Defense	365.7	278.7
Interceptions Lost/Gained	2/0	0/6
Fumbles Lost/Gained	2/2	3/2
Penalties/Yards	7.7/75.0	5.0/47.7
Time of Possession	28:22	31:59
Third Down Off./Def.	35.3%/31.9%	37.0%/28.0%
Fourth Down Off./Def.	57.1%/50%	50.0%/75.0%
Sacks For/Allowed	9/3	10/6
Touchdowns For/Allowed	7/9	11/3
Field Goal Attempts	6-9	4-5
Red Zone Touchdowns Off./Def.	50.0%/73.0%	57.0%/33.0%

## NCAA RANKING COMPARISON

### 2021 RANKINGS

	CSU	Iowa
Scoring Offense	105	65
Scoring Defense	70	4
Rushing Offense	51	83
Rushing Defense	50	19
Passing Offense	102	114
Passing Defense	93	53
Total Offense	70	118
Total Defense	73	22
First Downs Offense	53	111
First Downs Defense	56	39
Penalty Yards	118	37
Turnover Margin	84	7
Sacks For	30	22
Sacks Against	15	63
Third Down Offense	96	87
Third Down Defense	39	16
Red Zone Offense	74	1
Red Zone Defense	94	19

## SERIES BREAKDOWN

### SERIES First Meeting

# Depth CHART

## OFFENSE

<b>QB</b>	<b>7</b>	<b>Todd Centeio</b>	<b>6-1</b>	<b>225</b>	<b>r-Sr.</b>
	17	Evan Olaes	6-0	200	Fr.
<b>RB</b>	<b>5</b>	<b>David Bailey</b>	<b>6-0</b>	<b>240</b>	<b>Sr.</b>
<b>/</b>	<b>32</b>	<b>Marcus McElroy, Jr.</b>	<b>6-0</b>	<b>230</b>	<b>Gr.</b>
<b>/</b>	<b>27</b>	<b>Jaylen Thomas</b>	<b>5-11</b>	<b>220</b>	<b>r-So.</b>
<b>/</b>	<b>1</b>	<b>A'Jon Vivens</b>	<b>5-11</b>	<b>200</b>	<b>r-Jr.</b>
<b>TE</b>	<b>85</b>	<b>Trey McBride</b>	<b>6-4</b>	<b>260</b>	<b>Sr.</b>
	84	Gary Williams	6-2	240	r-Jr.
<b>TE</b>	<b>16</b>	<b>Cam Butler</b>	<b>6-2</b>	<b>250</b>	<b>Gr.</b>
<b>/</b>	<b>88</b>	<b>Brian Polendey</b>	<b>6-5</b>	<b>260</b>	<b>r-Sr.</b>
<b>WR</b>	<b>22</b>	<b>Dante Wright</b>	<b>5-9</b>	<b>180</b>	<b>Jr.</b>
	2	Justice McCoy	6-2	200	r-Sr.
<b>WR</b>	<b>3</b>	<b>E.J. Scott</b>	<b>6-2</b>	<b>195</b>	<b>r-Sr.</b>
	6	Ty McCullouch	6-1	180	Jr.
<b>LT</b>	<b>69</b>	<b>Barry Wesley</b>	<b>6-7</b>	<b>310</b>	<b>r-Sr.</b>
<b>/</b>	<b>77</b>	<b>Keith Williams</b>	<b>6-7</b>	<b>285</b>	<b>Gr.</b>
<b>LG</b>	<b>76</b>	<b>Vincent Picozzi</b>	<b>6-4</b>	<b>310</b>	<b>Gr.</b>
<b>/</b>	<b>69</b>	<b>Barry Wesley</b>	<b>6-7</b>	<b>310</b>	<b>r-Sr.</b>
<b>C</b>	<b>55</b>	<b>Cam Reddy</b>	<b>6-2</b>	<b>310</b>	<b>r-Jr.</b>
	65	Tautai Li'o Marks	6-2	300	r-Fr.
<b>RG</b>	<b>52</b>	<b>Adam Korutz</b>	<b>6-2</b>	<b>305</b>	<b>Gr.</b>
	76	Vincent Picozzi	6-4	310	Gr.
<b>RT</b>	<b>56</b>	<b>Ches Jackson</b>	<b>6-4</b>	<b>295</b>	<b>r-Jr.</b>
<b>/</b>	<b>53</b>	<b>Elijah Johnson</b>	<b>6-6</b>	<b>305</b>	<b>r-Sr.</b>

## DEFENSE

<b>DE</b>	<b>1</b>	<b>Scott Patchan</b>	<b>6-6</b>	<b>270</b>	<b>Gr.</b>
	50	Cian Quiroga	6-2	280	r-So.
<b>DT</b>	<b>94</b>	<b>Devin Phillips</b>	<b>6-2</b>	<b>305</b>	<b>Sr.</b>
	98	Ellison Hubbard	6-2	290	Gr.
<b>/</b>	<b>91</b>	<b>James Mitchell</b>	<b>6-3</b>	<b>300</b>	<b>So.</b>
<b>DT</b>	<b>33</b>	<b>Manny Jones</b>	<b>6-4</b>	<b>290</b>	<b>Gr.</b>
	54	Mike Ciaffoni	6-3	290	r-So.
<b>DE</b>	<b>42</b>	<b>Mohamed Kamara</b>	<b>6-3</b>	<b>235</b>	<b>Jr.</b>
<b>/</b>	<b>0</b>	<b>Toby McBride</b>	<b>6-3</b>	<b>270</b>	<b>Gr.</b>
<b>LB</b>	<b>12</b>	<b>Cam'Ron Carter</b>	<b>6-2</b>	<b>230</b>	<b>Sr.</b>
	13	Bam Amina	6-0	220	So.
<b>LB</b>	<b>5</b>	<b>Dequan Jackson</b>	<b>6-2</b>	<b>230</b>	<b>Sr.</b>
	47	Anthony Koclanakis	6-1	230	Gr.
<b>LB</b>	<b>55</b>	<b>Tavian Brown</b>	<b>6-1</b>	<b>230</b>	<b>r-So.</b>
	30	Chase Wilson	6-2	230	So.
<b>CB</b>	<b>4</b>	<b>Rashad Ajayi</b>	<b>5-11</b>	<b>190</b>	<b>Sr.</b>
	25	Robert Floyd	5-9	170	Fr.
<b>S</b>	<b>11</b>	<b>Henry Blackburn</b>	<b>6-0</b>	<b>205</b>	<b>So.</b>
	17	Jack Howell	5-11	195	Fr.
<b>S</b>	<b>8</b>	<b>Tywan Francis</b>	<b>6-0</b>	<b>195</b>	<b>Sr.</b>
	9	Logan Stewart	6-1	210	Gr.
<b>CB</b>	<b>26</b>	<b>Marshaun Cameron</b>	<b>5-9</b>	<b>190</b>	<b>Gr.</b>
	20	Langston Williams	5-10	160	Fr.
<b>NK</b>	<b>18</b>	<b>Thomas Pannunzio</b>	<b>5-9</b>	<b>170</b>	<b>Sr.</b>
	25	Robert Floyd	5-9	170	Fr.

## SPECIAL TEAMS

<b>K</b>	<b>95</b>	<b>Cayden Camper</b>	<b>6-4</b>	<b>215</b>	<b>Jr.</b>
	93	Jonathan Terry	6-0	200	r-Jr.
<b>P</b>	<b>41</b>	<b>Ryan Stonehouse</b>	<b>5-11</b>	<b>185</b>	<b>Sr.</b>
	35	Joe DeLine	6-0	220	Gr.
<b>H</b>	<b>35</b>	<b>Joe DeLine</b>	<b>6-0</b>	<b>220</b>	<b>Gr.</b>
<b>KO</b>	<b>93</b>	<b>Jonathan Terry</b>	<b>6-0</b>	<b>200</b>	<b>r-Jr.</b>
<b>LS</b>	<b>86</b>	<b>Ross Reiter</b>	<b>6-0</b>	<b>235</b>	<b>Sr.</b>
	46	Cody Pettit	6-1	220	Fr.
<b>PR</b>	<b>18</b>	<b>Thomas Pannunzio</b>	<b>5-9</b>	<b>170</b>	<b>Sr.</b>
<b>/</b>	<b>22</b>	<b>Dante Wright</b>	<b>5-9</b>	<b>180</b>	<b>Jr.</b>
<b>KR</b>	<b>18</b>	<b>Thomas Pannunzio</b>	<b>5-9</b>	<b>170</b>	<b>Sr.</b>
	86	Gerrick Robinson	5-8	180	Fr.

**Bold** indicates expected starter. / listed alphabetically.

## PRONUNCIATION GUIDE

*Audio of these pronunciations from the student-athletes is available on the official roster on CSURams.com.*

<b>1</b>	<b>SCOTT PATCHAN</b>	Patch-In
<b>4</b>	<b>RASHAD AJAYI</b>	uh-Jye-e
<b>5</b>	<b>DEQUAN JACKSON</b>	duh-KWON
<b>6</b>	<b>TY MCCULLOUCH</b>	Mc-Cull-Uh
<b>7</b>	<b>TODD CENTEIO</b>	SIN-Tay-Oh
<b>10</b>	<b>TYWAN FRANCIS</b>	TY-WON
<b>12</b>	<b>GILES POOLER</b>	Jye-Ils
<b>13</b>	<b>BAM AMINA</b>	Uh-Mean-Uh
<b>17</b>	<b>EVAN OLAES</b>	Uh-Lie-Us
<b>18</b>	<b>THOMAS PANNUNZIO</b>	Puh-Nun-Zee-Oh
<b>20</b>	<b>A'JON VIVENS</b>	AY-jon
<b>24</b>	<b>KYJUAN HERNDON</b>	Kee-Waan
<b>32</b>	<b>MARCUS MCELROY, JR.</b>	mick-ELL-roy
<b>39</b>	<b>SANJAY STRICKLAND</b>	SAAN-Jay
<b>47</b>	<b>DAVID AGGREY</b>	AH-grey
<b>50</b>	<b>CIAN QUIROGA</b>	SIGH-ann CURE-row-guh
<b>52</b>	<b>ADAM KORUTZ</b>	Co-Roots
<b>54</b>	<b>MIKE CIAFFONI</b>	Shuh-phone-ee
<b>55</b>	<b>TAVIAN BROWN</b>	Tay-ve-an
<b>56</b>	<b>CHES JACKSON</b>	Chess
<b>63</b>	<b>ALEX AZUSENIS</b>	Ah-ZEUS-enis
<b>65</b>	<b>TAUTAI LI'O-MARKS</b>	Ta-ow-tie Le-Oh
<b>68</b>	<b>CAM BARITEAU</b>	Bear-Ihh-Toe
<b>70</b>	<b>JOCTAVIS PHILLIPS</b>	Jock-Tay-Viss
<b>71</b>	<b>BRIAN CRESPO-JAQUEZ</b>	Cress-po HA-Kez
<b>83</b>	<b>CHRIS MCEAHERN</b>	Mc-Air-In
<b>86</b>	<b>ROSS REITER</b>	right-ER
<b>86</b>	<b>GERICK ROBINSON</b>	Jerrick
<b>88</b>	<b>BRIAN POLENDEY</b>	Pole-In-Day
<b>92</b>	<b>MUKENDI WA-KALONJI</b>	Moo-Ken-Dee
		WAH-Kuh-LONE-Gee
<b>HC</b>	<b>STEVE ADDAZIO</b>	Uh-Dazz-Ee-Oh

---OFFENSE---



JON  
BUDMAYER  
PRESS BOX



LOUIE  
ADDAZIO  
SIDELINE



ALEX  
BAILEY  
SIDELINE



CODY  
BOOTH  
PRESS BOX



BRIAN  
WHITE  
SIDELINE

---DEFENSE---



CHUCK  
HEATER  
SIDELINE



SEAN  
CRONIN  
PRESS BOX



KAP  
DEDE  
SIDELINE



ANTHONY  
PERKINS  
PRESS BOX



ANTOINE  
SMITH  
SIDELINE





# OFFENSIVE NOTES

OFFICIAL DEPTH CHART ON PAGE 4

QB

**#12 Todd Centeio**

6-1, 225, r-Sr, Palm Beach Gardens, Fla.

- Started season opener for second consecutive year
- Career best in attempts (42), completions (29) and yards (304) in 2021 opener
- Career best two touchdowns vs. Vanderbilt
- Named a team captain for the season

**#17 Evan Olaes**

6-0, 200, Fr., North Las Vegas, Nev.

- Earned backup job with strong preseason camp
- Saw relief action in season opener
- Hit on 3-of-6 passes for 22 yards and 1 interception

RB

**#32 Marcus McElroy, Jr.**

6-0, 230, Gr., Denver, Colo.

- Drew the opening start in 2020, his eighth career start
- Tied career best with two TD runs vs. San Diego State
- Posted first 100-yard game vs. Fresno State in 2019 finishing with 117
- Established career bests of yards (117) and carries (18) vs. Fresno State in 2019

**#5 David Bailey**

6-0, 240, Sr., Ridgely, Md.

- Has started every game this season
- Posted CSU-best 30 carries and CSU-best 132 yards vs. Toledo
- Scored a rushing and receiving touchdowns in first games of season

TE

**#85 Trey McBride**

6-4, 260, Jr., Fort Morgan, Colo.

- Leads the nation with 10.0 receptions per game
- Has 100-yard efforts in every game of 2021; now has five in his careers
- Became fifth TE in program history to surpass 1,000 career receiving yards (1,318)
- Named a team captain for the season

**#84 Gary Williams**

6-2, 240, r-Jr., Charlotte, N.C.

- Appeared in all four games of 2020 in a reserve role
- Played in three games as a redshirt freshman in 2019
- Saw first game action vs. Western Illinois in 2019

TE

**#16 Cam Butler**

6-2, 250, Gr., Columbia, S.C.

- Started as he returned after a nine-game absence from lineup
- Has posted 49 receptions for 555 yards and 4 TDs in his career
- Had a career-best five catches vs. Hawaii in 2018
- Notched career-best 107 receiving yards vs. Arkansas in 2018

**#88 Brian Polendey**

6-5, 260, r-Sr., Denton, Texas

- Transferred from Miami, where he spent three years
- Started all four games in 2020
- Proven blocker for Rams in 12 personnel

WR

**#22 Dante Wright**

5-9, 180, Jr., Navarre, Fla.

- Has started all 17 games played in his career
- Had six catches for 113 yards vs. South Dakota State
- Was the fifth 100-yard receiving game of his career
- Is averaging 76.4 receiving yards and 14.7 yards per catch in his two seasons

**#2 Justice McCoy**

6-2, 200, r-Sr., New Orleans, La.

- Saw action at both quarterback and wide receiver in season opener
- Completed a pass to starting QB Todd Centeio for 12 yards
- Recorded his first career catch, good for 8 yards

WR

**#3 E.J. Scott**

6-2, 195, r-Sr., Atlanta, Ga.

- Had season best with three catches vs. Vanderbilt
- Had a season-best three catches against both Fresno State and San Diego State (2020)
- Established a career-best with 4 catches vs. Nevada in 2018
- Set career-best with 63 receiving yards vs. Western Illinois in 2019

**#6 Ty McCullouch**

6-1, 180, Jr., Moreno Valley, Calif.

- Had three catches for 36 yards in 2021 opener, both career bests
- First appearance of 2020 came vs. Wyoming, producing one catch for 8 yards
- First career catch came vs. Western Illinois (29 yards) in 2019

LT

**#69 Barry Wesley**

6-7, 310, r-Sr., Morrison, Colo.

- Former walk-on has started 31 consecutive games
- Honorable mention All-MW in 2020
- Made three preseason All-MW teams for 2021
- Has seen game action at all five positions in his career

**#77 Keith Williams**

6-7, 285, Gr., Baltimore, Md.

- Started the first three games of 2020 at tackle
- Has played in 16 games with CSU, starting seven
- Joined program in 2018 from Independence Community College

LG

**#76 Vincent Picozzi**

6-3, 300, Gr., Collegeville, Pa.

- Transferred from Temple, where he appeared in 38 games
- Made 34 career starts, beginning his career as a walk-on
- Has started at four of the five offensive line spots (right tackle)

**#69 Barry Wesley**

6-7, 310, r-Sr., Morrison, Colo.

- Former walk-on has started 31 consecutive games
- Honorable mention All-MW in 2020
- Made three preseason All-MW teams for 2021

C

**#55 Cam Reddy**

6-2, 310, r-So., Franklin, Mass.

- Has now started every game in his CSU career
- Started all four games of 2020 at center
- Named to 2020 Rimington Trophy Watch List
- Honorable mention All-MW pick in 2020

**#65 Tautai Li'o Marks**

6-2, 300, r-Fr., Santa Ana, Calif.

- Saw action at guard in the 2020 season opener
- Redshirted as a true freshman last season
- Ranked as 30th-best center coming out of high school

RG

**#52 Adam Korutz**

6-2, 305, Gr., Johnson City, N.Y.

- Has now started every game in his CSU career
- Started all four games at right guard in 2020
- Spent four years at Boston College before joining Rams
- Played in nine games overall for Eagle

**#76 Vincent Picozzi**

6-3, 300, Gr., Collegeville, Pa.

- Transferred from Temple, where he appeared in 38 games
- Made 34 career starts, beginning his career as a walk-on
- Has started at four of the five offensive line spots (right tackle)

RT

**#56 Ches Jackson**

6-4, 295, r-Jr., Tifton, Ga.

- Made on career start in 2019 as a redshirt freshman vs. Boise State
- Has appeared in 12 games overall in his career
- Versatile, he can play guard or tackle
- Played in two games in 2020 in a reserve role

**#60 Elijah Johnson**

6-6, 305, r-Sr., Severn, Md.

- Has started every game of his CSU career
- Started all four games in 2020, his first starts in three years
- A fourth-team preseason All-MW pick by Phil Steele

Year	GP/GS	Cmp.	Att.	Pct.	Yds.	TD/INT
2021	3/3	60	107	56.1	652	3/1
<b>Career</b>	<b>30/5</b>	<b>122</b>	<b>214</b>	<b>57.0</b>	<b>1,472</b>	<b>11/3</b>
<b>Car. Highs:</b>	<b>29</b>	<b>42</b>	<b>100.0</b>	<b>304</b>	<b>2/1</b>	

Year	GP/GS	Cmp	Att.	Pct.	Yds	TD/INT
2021	1/0	3	6	50.0	22	0/1
<b>Car. Highs:</b>	<b>3</b>	<b>6</b>	<b>50.0</b>	<b>22</b>	<b>0/1</b>	

Year	GP/GS	Rush	Yds.	Avg.	TD	Long
2021	3/0	2	35	17.5	0	19
<b>Career</b>	<b>35/11</b>	<b>177</b>	<b>743</b>	<b>4.2</b>	<b>6</b>	<b>37</b>
<b>Car. Highs:</b>	<b>18</b>	<b>117</b>	<b>17.5</b>	<b>2</b>	<b>37</b>	

Year	GP/GS	Rush	Yds.	Avg.	TD	Long
2021	3/3	64	259	4.0	2	20
<b>Car. Highs:</b>	<b>30</b>	<b>181</b>	<b>11.3</b>	<b>2</b>	<b>74</b>	

Year	GP/GS	Rec	Yds.	Avg.	TD	Long
2021	3/0	2	14	7.0	0	11
<b>Career</b>	<b>31/18</b>	<b>104</b>	<b>1,318</b>	<b>12.7</b>	<b>10</b>	<b>69</b>
<b>Car. Highs:</b>	<b>13</b>	<b>130</b>	<b>39.5</b>	<b>2</b>	<b>69</b>	

Year	GP/GS	Rec	Yds.	Avg.	TD	Long
2021	3/0	2	14	7.0	0	11
<b>Car. Highs:</b>	<b>2</b>	<b>14</b>	<b>7.0</b>	<b>0</b>	<b>11</b>	

Year	GP/GS	Rec	Yds.	Avg.	TD	Long
2021	3/3	1	2	2.0	0	2
<b>Career</b>	<b>34/22</b>	<b>50</b>	<b>557</b>	<b>11.1</b>	<b>4</b>	<b>54</b>
<b>Car. Highs:</b>	<b>5</b>	<b>107</b>	<b>26.8</b>	<b>1</b>	<b>54</b>	

Year	GP/GS	Rec	Yds.	Avg.	TD	Long
2021	3/0	0	0	0.0	0	0
<b>Car. Highs:</b>	<b>1</b>	<b>14</b>	<b>14.0</b>	<b>0</b>	<b>14</b>	

Year	GP/GS	Rec	Yds.	Avg.	TD	Long
2021	2/2	10	146	14.6	0	36
<b>Career</b>	<b>17/17</b>	<b>87</b>	<b>1,266</b>	<b>14.6</b>	<b>4</b>	<b>75</b>
<b>Car. Highs:</b>	<b>10</b>	<b>146</b>	<b>24.3</b>	<b>1</b>	<b>75</b>	

Year	GP/GS	Rec	Yds.	Avg.	TD	Long
2021	2/0	1	8	8.0	0	8
<b>Car. Highs:</b>	<b>1</b>	<b>8</b>	<b>8.0</b>	<b>0</b>	<b>8</b>	

Year	GP/GS	Rec	Yds.	Avg.	TD	Long
2021	3/1	6	47	7.8	0	17
<b>Career</b>	<b>26/10</b>	<b>33</b>	<b>394</b>	<b>11.9</b>	<b>1</b>	<b>40</b>
<b>Car. Highs:</b>	<b>4</b>	<b>63</b>	<b>40.0</b>	<b>1</b>	<b>40</b>	

Year	GP/GS	Rec	Yds.	Avg.	TD	Long
2021	2/0	3	36	12.0	0	20
<b>Car. Highs:</b>	<b>3</b>	<b>36</b>	<b>29.0</b>	<b>0</b>	<b>29</b>	

Year	GP/GS
2021	3/3
<b>Career</b>	<b>31/31</b>

Year	GP/GS
2020	3/0
<b>Career:</b>	<b>18/7</b>

Year	GP/GS
2021	3/3
<b>Career:</b>	<b>41/37</b>

Year	GP/GS
2021	3/3
<b>Career:</b>	<b>31/31</b>

Year	GP/GS
2021	3/3
<b>Career</b>	<b>8/7</b>

Year	GP/GS
2021	2/0
<b>Career:</b>	<b>2/0</b>

Year	GP/GS
2021	3/3
<b>Career</b>	<b>16/7</b>

Year	GP/GS
2021	3/3
<b>Career:</b>	<b>41/37</b>

Year	GP/GS
2021	3/0
<b>Career</b>	<b>15/1</b>

Year	GP/GS
2021	3/3
<b>Career:</b>	<b>22/17</b>



# Defensive NOTES

OFFICIAL DEPTH CHART ON PAGE 4

DE



## #1 Scott Patchan

6-6, 270, Gr., Tampa, Fla.

- Named a team captain for the season
- Posted career bests of eight tackles and seven assists vs. Vandy
- Led the Mountain West in sacks per game (1.38) to rank third nationally in 2020
- Lead the MW with 1.88 TFLs per game to rank sixth nationally in 2020

## #50 Cian Quiroga

6-2, 280, r-So., Denver, Colo.

- Had one assisted tackle in the 2021 opener
- Saw game action in three contests as a true freshman
- First appearance came in 2019 vs. Western Illinois

DT



## #33 Manny Jones

6-4, 290, Gr., Cartersville, Ga.

- Ninth all-time on career TFL list (28.5)
- Started all four games in 2020
- Named honorable mention All-MW for past two seasons
- Has started 17 consecutive games

## #54 Mike Ciaffoni

6-3, 290, r-So., Sudbury, Mass.

- Has seen action as a reserve in both games
- Transfer from Boston College
- Appeared in two games in 2019 and redshirted

DT



## #94 Devin Phillips

6-2, 305, Sr., Monroe, La.

- Has started all 26 college games he's played
- Established game career-best six tackles vs. New Mexico in 2019
- Recorded his first sack (.5) of 2021 vs. Vandy
- Has deflected a pass in each of his first three seasons

## #98 Ellison Hubbard

6-2, 290, Gr., Loganville, Ga.

- Played in all four games in 2020
- Has 41 career appearances with 20 starts
- Recorded 3.5 sacks vs. Western Illinois in 2019

DE



## #97 Toby McBride

6-3, 270, r-Sr., Fort Morgan, Colo.

- Named a team captain for the season
- Started vs. Vandy after missing season opener
- Became first player to wear '0' on his jersey in program history
- Matched career best with six tackles vs. Vandy

## #42 Mohamed Kamara

6-2, 235, Jr., Newark, N.J.

- Started 2021 season opener
- Had a strip sack vs. Vandy, leading to a CSU touchdown
- Had career-bests in TFLs (3.5) and sacks (2.5) vs. Toledo

LB



## #12 Cam'Ron Carter

6-2, 230, Sr., Tucker, Ga.

- Finished third on the team with seven tackles in 2021 opener
- Has 12 career starts and 28 appearances
- Posted a career-best 11 tackles vs. Wyoming in 2020
- Intercepted his first pass vs. Air Force (2019)

## #13 Bam Amina

6-0, 220, So., Waianae, Hawaii

- Had two assisted tackles in 2021 season opener
- First game action came in opener at Fresno State, recording three stops
- Had a career-best six tackles at San Diego State

LB



## #5 Dequan Jackson

6-2, 230, Sr., Jacksonville, Fla.

- Named a team captain for the season
- Led Rams with 13 tackles vs. Toledo, matching career best
- Second-team All-MW selection in 2020
- Led the team with 40 tackles, with a career-best 13 stops at San Diego State

## #47 Anthony Koclanakis

6-1, 230, GR., Yorba Linda, Calif.

- Recorded an assisted tackle in a reserve role in 2021 season opener
- Joined team as a transfer from Murray State
- Collected 190 tackles in two seasons at Murray State

LB



## #55 Tavian Brown

6-1, 230, r-So., Demopolis, Ala.

- Made his first career start in 2021 season opener
- Played in all four games in 2020
- Had three tackles last season, and his first half tackle for loss
- First game action came vs. Western Illinois (2019)

## #30 Chase Wilson

6-2, 230, So., Arvada, Colo.

- Appeared in two games as a true freshman in 2020
- First game came at home vs. Wyoming
- Earned regular time on special teams

CB



## #14 Rashad Ajayi

5-11, 190, Sr., Atlanta, Ga.

- Started season opener for fourth consecutive years
- Limited to 9 games and 7 starts due to injury in 2019
- Had career-best five solo stops vs. Toledo
- Returned his only interception 55 yards for a TD vs. San Jose State (2018)

## #25 Robert Floyd

5-9, 170, Fr., Pompano Beach, Fla.

- True freshman has seen action at corner in every game
- Joined the team as a walk-on
- Career-best six tackles vs. Toledo

S



## #11 Henry Blackburn

6-0, 205, So., Boulder, Colo.

- Has made four consecutive starts
- Matched career-best 10 tackles in opener with South Dakota State
- First had 10 stops in 2020 finale at San Diego State
- Broke up the first pass of his career at Boise State

## #17 Jack Howell

5-11, 195, Fr., Chandler, Ariz.

- Made first career appearance and had a tackle vs. Vandy
- Made first career start vs. Toledo and had nine tackles
- His father, John, played safety at CSU and won a Super Bowl with Tampa Bay

S



## #8 Tywan Francis

6-0, 195, Sr., New Orleans, La.

- Has now started season opener two straight years
- Second on team with 20 tackles
- Set career bests with 11 tackles and six assists in 2021 season opener
- Forced a fumble vs. Vandy

## #37 Logan Stewart

6-1, 210, Gr., Loveland, Colo.

- Had started 16 consecutive games for the Rams
- Has a tackle for loss in both games this season
- Had a career-best 11 stops vs. New Mexico (2019)

CB



## #26 Marshaun Cameron

5-9, 190, Gr., Los Angeles, Calif.

- Has now made 12 consecutive starts
- Turned his first career interception into a 30-yard pick six vs. Wyoming (2020)
- Set a career standard with 10 stops vs. Wyoming (2020)
- Set career best with five assists vs. Vandy

## #20 Langston Williams

5-10, 160, Fr., Aurora, Colo.

- Has impressed from the start in preseason camp
- Was a two-way player in high school, playing wideout on offense
- Had 44 tackles, one interception and 10 break-ups as a prep

Year	GP/GS	UT	AT	TT	Sack	TFL
2021	3/3	5	12	17	1.5	2.5
Career	24/13	31	38	69	8.0	11.0
Car. Highs:		4	7	8	2.0	2.5

Year	GP/GS	UT	AT	TT	Sack	TFL
2021	2/0	0	1	1	0.0	0.0
Car. Highs:		1	1	1	0.0	0.0

Year	GP/GS	UT	AT	TT	Sack	TFL
2021	3/3	3	5	8	0.0	1.5
Career	40/26	73	69	142	11.0	28.5
Car. Highs:		8	5	12	3.0	4.0

Year	GP/GS	UT	AT	TT	Sack	TFL
2021	3/0	0	0	0	0.0	0.0
Car. Highs:		0	0	0	0.0	0.0

Year	GP/GS	UT	AT	TT	Sack	TFL
2021	3/3	3	5	8	1.5	2.5
Career	27/27	20	49	69	6.0	10.0
Car. Highs:		3	5	6	1.5	1.5

Year	GP/GS	UT	AT	TT	Sack	TFL
2021	3/0	0	3	3	0.0	0.0
Car. Highs:		4	4	7	3.5	3.5

Year	GP/GS	UT	AT	TT	Sack	TFL
2021	2/2	5	5	10	1.5	2.5
Career	27/5	41	40	81	8.5	19.0
Car. Highs:		4	4	6	2.0	2.5

Year	GP/GS	UT	AT	TT	Sack	TFL
2021	3/1	7	2	9	3.5	4.5
Car. Highs:		4	7	8	2.5	3.5

Year	GP/GS	UT	AT	TT	Sack	TFL
2021	3/3	5	9	14	1.0	1.0
Career	30/14	49	91	140	3.5	15.5
Car. Highs:		5	9	11	1.0	2.0

Year	GP/GS	UT	AT	TT	Sack	TFL
2021	3/0	1	8	9	0.0	0.0
Car. Highs:		2	4	6	0.0	0.0

Year	GP/GS	UT	AT	TT	Sack	TFL
2021	3/3	12	17	29	0.0	2.5
Career	29/18	78	89	167	3.5	15.0
Car. Highs:		8	10	13	1.5	3.0

Year	GP/GS	UT	AT	TT	Sack	TFL
2021	3/0	0	1	1	0.0	0.0
Car. Highs:		11	13	18	1.0	2.0

Year	GP/GS	UT	AT	TT	Sack	TFL
2021	3/2	3	2	5	0.0	1.0
Career	10/2	4	6	10	0.0	1.5
Car. Highs:		2	2	3	0.0	1.0

Year	GP/GS	UT	AT	TT	Sack	TFL
2021	3/0	0	0	0	0.0	0.0
Car. Highs:		0	0	0	0.0	0.0

Year	GP/GS	UT	AT	TT	TFL	INT/PD
2021	3/3	8	2	10	0.0	0/2
Career	27/25	42	16	58	3.0	1/9
Car. Highs:		5	3	5	1.0	1/3

Year	GP/GS	UT	AT	TT	TFL	INT/PD
2021	3/0	6	2	8	0	0/0
Car. Highs:		4	2	6	0	0/0

Year	GP/GS	UT	AT	TT	TFL	INT/PD
2021	3/3	6	13	19	0.0	0/0
Career	7/5	20	22	42	0.0	0/1
Car. Highs:		7	6	10	0.0	0/1

Year	GP/GS	UT	AT	TT	TFL	INT/PD
2021	2/0	5	5	10	0.0	0/1
Car. Highs:		5	4	9	0.0	0/1

Year	GP/GS	UT	AT	TT	TFL	INT/PD
2021	2/2	11	9	20	0.0	0/0
Career	27/3	38	29	67	0.5	0/5
Car. Highs:		6	6	11	0.5	0/1

Year	GP/GS	UT	AT	TT	TFL	INT/PBU
2021	3/0	3	3	6	2.0	0/0
Car. Highs:		7	6	11	1.0	2/3

Year	GP/GS	UT	AT	TT	TFL	INT/PD
2022	3/3	6	8	14	0.0	0/3
Career	20/15	45	35	80	4.0	1/10
Car. Highs:		6	5	10	1.0	1/2

Year	GP/GS	UT	AT	TT	TFL	INT/PBU
2021	--	--	--	--	--	-/-
Car. Highs:		--	--	--	--	-/-

## Special Teams NOTES

OFFICIAL DEPTH CHART ON PAGE 4

K



## #95 Cayden Camper

6-4, 215, Jr., Pueblo, Colo..

- Made career-best five field goals vs. Toledo
- Perfect on all 23 of his career PATs
- Career long 50-yard FG came against UNLV (2019)
- Accounted for career-best 16 points vs. Toledo

## #93 Jonathan Terry

6-0, 200, Jr., Castle Rock, Colo.

- Handled kickoffs for CSU in 2021 season opener
- Averaged 60.2 yards per kick with four touchbacks
- Has not attempted a placement kick in a game

Year	GP/GS	FG	FGA	Lg.	PAT	Pts.
2021	3/0	6	9	47	6-6	24
Career	12/0	13	22	50	24-24	63
Car. Highs:		5	5	50	5-5	16

Year	GP/GS	FG	FGA	Lg.	PAT	Pts.
2021	3/0	0	0	0	0-0	0
Car. Highs:		0	0	--	0-0	0

P



## #41 Ryan Stonehouse

5-11, 185, Gr., La Verne, Calif.

- CSU and NCAA leader in punting average at 47.2
- Three-time First-Team All-Mountain West Punter
- Set career best with 81-yard punt vs. Vandy, fourth longest in program history
- Completed only career pass for 11 yards

Year	GP/GS	Punt	Yds.	Avg.	I-20	LG
2021	3/0	16	831	51.9	7	81
Career	44/0	202	9,534	47.2	70	81
Car. Highs		9	439	59.0	4	81

LS



## #86 Ross Reiter

6-0, 235, Sr., Phoenix, Ariz.

- Has been Rams' longsnapper in every game the past four years
- Has appeared in all 29 collegiate games in his career
- Phil Steele Preseason All-Mountain West, second team
- 2021 Rubio Long Snapping Preseason All-American

Year	GP/GS
2021	3/0
Career	31/0

PR



## #23 Dante Wright

5-9, 180, Jr., Navarre, Fla.

- Returned five punts in 2020
- Averaged 6.8 yards per return with a long of 13 in 2020
- Averaged 7.1 yards per return in 2019
- Has a long return of 29 yards (2019)

## #18 Thomas Pannunzio

5-9, 170, Sr., Pueblo, Colo.

- Had two punt returns in season opener at Fresno State
- Averaged 16.0 per return
- Had a long return of 23 yards vs. Fresno State

Year	PR/Yds.	Lg.	KR/Yds.	Lg.	TD
2021	3/16	20	-/-	-	0
Career	27/185	27	-/-	-	0
Car. Highs:	4/61	27	-/-	-	0

Year	PR/Yds.	Lg.	KR/Yds.	Lg.	TD
2021	1/70	70	0/0	0	1
Car. Highs:	2/70	70	6/132	48	1

KR



## #18 Thomas Pannunzio

5-9, 170, Sr., Pueblo, Colo.

- Earned honorable mention All-MW as a kick returner in 2020
- Went from walk-on to scholarship player in 2020
- Averaged 22.8 yards per kick return in 2020
- Had at least one kick return of 30 yards or longer in each game

## #86 Gerrick Robinson

5-8, 180, Fr., Las Vegas, Nev.

- A receiver on offense, he had 1,350 all-purpose yards as a prep
- A two-sport athlete in high school, including track
- His father, Gerald, played at UNLV

Year	PR/Yds.	Lg.	KR/Yds.	Lg.	TD
2021	1/70	70	2/23	28	1
Career	3/102	70	20/457	48	1
Car. Highs:	2/70	70	6/132	48	1

Year	PR/Yds.	Lg.	KR/Yds.	Lg.	TD
2021	4/11	7	0/0	0	0
Car. Highs:	0/0	0	0/0	0	0

## 2021 SCHEDULE NOTES AND RESULTS

DATE	OPPONENT (RECORD)	LOCATION	BROADCAST	TIME (MT)	RESULT/SERIES	NOTES
Sept. 3	<b>SOUTH DAKOTA STATE (2-0)</b> Jackrabbits	Fort Collins, Colo. Canvas Stadium	FS1	7 p.m.	L, 23-42	Rams fall in front of fifth-largest crowd in Canvas Stadium history
Sept. 11	<b>VANDERBILT (1-2)</b> Commodores	Fort Collins, Colo. Canvas Stadium	CBS Sports Network	8 p.m.	L, 21-24	Rams drop game on FG in final minute of contest
Sept. 18	<b>at TOLEDO (1-2)</b> Rockets	Toledo, Ohio Canvas Stadium	ESPNU	2 p.m.	W, 22-6	Special teams shine as Rams win first game of season
Sept. 25	<b>at IOWA (3-0)</b> Hawkeyes	Iowa City, Iowa Kinnick Stadium	FS1	1:30 p.m.	First Meeting	Iowa is 168-106 under coach Kirk Ferentz
Oct. 9	<b>SAN JOSE STATE (2-1)</b> Spartans	Fort Collins, Colo. Canvas Stadium	FS1 or FS2	TBA	CSU 6-4	Defending MW champs visit to open conference play for Rams
Oct. 16	<b>at NEW MEXICO (2-1)</b> Lobos	Albuquerque, N.M. Dreamstyle Stadium	Stadium	5 p.m.	CSU 42-25	Rams have won 10 consecutive contests with the Lobos
Oct. 22	<b>at UTAH STATE (3-0)</b> Aggies	Logan, Utah Maverik Stadium	CBS Sports Network	7:30 p.m.	CSU 39-35-2	Aggies in first season under coach Blake Anderson
Oct. 30	<b>BOISE STATE (1-2)</b> Broncos	Fort Collins, Colo. Canvas Stadium	CBS Sports Network	5 p.m.	BSU 10-0	Rams seek first win against Mountain Division opponent
Nov. 6	<b>at WYOMING (3-0)</b> Cowboys	Laramie, Wyo. War Memorial Stadium	CBS Sports Network	1:30 p.m.	CSU 58-48-5	Rams look to make return trip still in possession of Bronze Boot
Nov. 13	<b>AIR FORCE (2-1)</b> Falcons	Fort Collins, Colo. Canvas Stadium	CBS Sports Network	5 p.m.	AFA 36-21-1	Rams out to snap four-game skid to Front Range rival
Nov. 20	<b>at HAWAII (1-3)</b> Rainbow Warriors	Manoa, Hawaii tc Ching Athletics Complex	Spectrum	10 p.m.	CSU 15-10	CSU has won three straight road games vs. Hawaii
Nov. 27	<b>NEVADA (2-1)</b> Wolf Pack	Fort Collins, Colo. Canvas Stadium	CBS Sports Network	7 p.m.	CSU 12-4	Colorado State is 8-0 against Wolf Pack in Fort Collins



# Head Coach STEVE ADDAZIO

## 2-5 OVERALL // SECOND YEAR

59-60 Overall/11th Year

Steve Addazio, a two-time BCS National Champion with nine years of head coaching experience at two universities prior to coming to Fort Collins, was named the 23rd head football coach at Colorado State on Dec. 12, 2019, the 127th anniversary of the founding of the football program.

Addazio has tallied 58 wins over his 10-year coaching career which included stints at Temple (2011-12) and Boston College (2013-19) where he became the first coach in BC history to lead the program to six bowls in the first seven seasons as a head coach, and the first bowl-winning head coach at Temple in over 30 years in his first season as head coach.

In his first season with the Rams, Addazio was welcomed with a once-in-a-century worldwide pandemic that brought spring practices to a close halfway through, saw the season get cancelled only to return weeks later, and a four-week preseason camp that resulted in just four games. All totaled, three games were lost due to COVID-19 complications at opposing schools, and the Rams played just one game at home in Addazio's initial season.

But what a game it was. The Rams defeated Wyoming to bring the Bronze Boot back to Fort Collins for the first time since 2015.

His 2019 Eagles led the Atlantic Coast Conference in rushing offense and ranked No. 6 nationally

at 267.8 yards per game while also protecting the quarterback at an ACC-best clip of 0.92 sacks allowed per game – third-best nationally.

Known as hard-nosed teams with powerful rushing attacks, the Eagles had a 1,000-yard rusher in five of seven years under Addazio, highlighted by Heisman Trophy finalist and Doak Walker Award Winner Andre Williams' 2,177 yards in 2013. The Eagles spent four weeks in the 2018 AP Top 25 (hitting a peak of No. 17) and appeared in the College Football Playoff rankings for the first time in 2018, the first time the program had been ranked since 2007.

Addazio's first opportunity as a head coach came at Temple where he spent two seasons, leading the Owls to a 9-4 mark in his inaugural season of 2011. That season, the Owls won their first bowl game in 32 years, capturing the New Mexico Bowl with a 37-15 victory over Wyoming.

An offensive line coach by trade, Addazio is considered one of the top teachers nationally at the position and one of the nation's top recruiters. In 2010, Addazio was honored by ESPN.com as the nation's No. 1 recruiter as he helped put together a pair of recruiting classes in 2009 and 2010 that ranked in the top 5 nationally including the nation's best class in 2010. He spent three years as an offensive coordinator, two at Florida under coach Urban Meyer when the Gators won two BCS national championships. He served


as Indiana's offensive coordinator in 2004.

He began his coaching career at Western Connecticut State as the offensive line coach and recruiting coordinator from 1985-87. He then stepped back to coach Cheshire High School from 1988-1994, with that team winning three state championships, 49 consecutive games and sending 20 players to college programs.

He returned to college coaching in 1995, the first of four seasons at Syracuse working with tight ends and the offensive line. In 1999, he spent the first of two seasons at Notre Dame, coaching tackles, tight ends and special teams.

That was followed by three years at Indiana (2002-04), the first two as the offensive line coach. He was with Florida from 2005-10 as the Gators won a pair of national championships, first coaching tackles and tight ends before being promoted to assistant head coach in 2007, still working with the offensive line. In 2009-10, he added the duties as the Gators' offensive coordinator. In 2010, Florida ranked 10th nationally in scoring offense, sixth in total offense.

Addazio and his wife, Kathleen, have three children: Nicole, Jessica and Louie.



## The Addazio FILE

**Birthdate:** June 1, 1959  
**Hometown:** Farmington, Conn.  
**Education:** Central Connecticut State (B.A., 1981; M.A., 1985)  
**Wife:** Kathleen  
**Children:** Nicole, Jessica, Louie

## Coaching CAREER

<b>1985-87</b>	Western Conn. St.	Offensive Line Recruiting Coordinator
<b>1988-94</b>	Cheshire HS	Head Coach
<b>1995-96</b>	Syracuse	Tight Ends/Asst. OL
<b>1997-98</b>	Syracuse	Offensive Line
<b>1999-01</b>	Notre Dame	Offensive Line (T/TE) Special Teams
<b>2002-03</b>	Indiana	Offensive Line
<b>2004</b>	Indiana	Offensive Coord./OL
<b>2005-06</b>	Florida	Offensive Line (T/TE)
<b>2007</b>	Florida	Offensive Line
<b>2008</b>	Florida	Asst. HC/Offensive Line
<b>2009-10</b>	Florida	Asst. HC/OC/OL
<b>2011-12</b>	Temple	Head Coach
<b>2013-19</b>	Boston College	Head Coach
<b>2020-21</b>	Colorado State	Head Coach

## Year-by-Year RECORDS

<b>2011</b>	Temple	9-4 (5-3)
<b>2012</b>	Temple	4-7 (2-5)
<b>2013</b>	Boston College	7-6 (4-4)
<b>2014</b>	Boston College	7-6 (4-4)
<b>2015</b>	Boston College	3-9 (0-8)
<b>2016</b>	Boston College	7-6 (2-6)
<b>2017</b>	Boston College	7-6 (4-4)
<b>2018</b>	Boston College	7-5 (4-4)
<b>2019</b>	Boston College	6-6 (4-4)
<b>2020</b>	Colorado State	1-3 (1-3)
<b>2021</b>	Colorado State	1-2 (0-0)
<b>Overall</b>		<b>59-60 (30-45)</b>

## WHAT THEY ARE SAYING ABOUT STEVE ADDAZIO



**Chris Lindstrom**  
Atlanta Falcons

"Coach Addazio is an outstanding coach and an incredible person. He helped shape my brother and I into the men we are today. I would not be where I am today without Coach Addazio. He brings out the best in everyone he interacts with. He loves his players and we love him."



**Mike Pouncey**  
Los Angeles Chargers

"Colorado State got a great man and great football coach in Steve Addazio. I wouldn't be the man I am today without him. Not only did he help me become the football player I am today, he was also was a father figure to me and my brother, Maurkice, while away from our family. He turned two young kids from Lakeland, Fla. into men."



**Urban Meyer**  
Former Head Coach

"Steve Addazio has all of the qualities you want in a head football coach. Coach Addazio and I have a long-standing relationship through coaching, including winning two national championships together at Florida, and I have seen first-hand how passionate he is about the game of football, the players he coaches, and the programs he leads. He is one of the nation's top recruiters and will represent Colorado State well. I am excited to see the Rams develop under his leadership."





## ALL-TIME RECORD VS. OPPONENTS

Opponent	Record
Akron	1-0
Arizona	0-1
Army	3-0
Ball State	1-0
<b>Boise State</b>	<b>0-1</b>
Bowling Green	0-1
Buffalo	2-0
Central Michigan	1-0
Cincinnati	0-2
Clemson	0-7
Colorado State	0-1
Connecticut	1-0
Duke	0-1
Florida State	1-6
Fresno State	0-1
Georgia Tech	0-1
Holy Cross	1-0
Howard	1-0
<b>Iowa</b>	<b>0-1</b>
Kansas	0-1
Kent State	1-0
Louisville	2-5
Maine	2-0
Maryland	3-1
Massachusetts	1-0
Miami (Fla.)	1-0
Miami (Ohio)	1-0
North Carolina State	4-3
New Mexico State	1-0
North Carolina	0-1
Northern Illinois	2-0
Notre Dame	0-3
Ohio	0-1
Penn State	0-3
Pittsburgh	1-2
Purdue	0-1
Richmond	1-0
Rutgers	1-1
San Diego State	0-1
<b>South Dakota State</b>	<b>0-1</b>
South Florida	1-0
Syracuse	3-5
Temple	1-0
<b>Toledo</b>	<b>1-1</b>
UConn	2-0
UMass	2-0
USC	1-1
<b>Vanderbilt</b>	<b>0-1</b>
Villanova	3-0
Virginia Tech	4-3
Virginia	1-0
Wagner	1-0
Wake Forest	4-3
<b>Wyoming</b>	<b>2-0</b>

*Bold indicates opponent on 2021 schedule*

## 2011 Temple Owls (9-4, 5-3 MAC)

## New Mexico Bowl Champions

S 3	Villanova	W, 42-7	32,368
S 10	at Akron*	W, 41-3	15,156
S 17	Penn State	L, 10-14	57,323
S 24	at Maryland	W, 38-7	39,102
O 1	Toledo*	L, 13-36	21,705
O 8	at Ball State*	W, 42-0	11,874
O 15	Buffalo*	W, 34-0	25,820
O 22	at Bowling Green*	L, 10-13	12,056
N 2	at Ohio*	L, 31-35	17,490
N 9	Miami (Ohio)*	W, 24-21	17,050
N 19	Army	W, 42-14	25,516
N 25	Kent State*	W, 34-16	16,368
D 17	vs. Wyoming^	W, 37-15	25,762

^ — New Mexico Bowl; Albuquerque, N.M.

## 2012 Temple Owls (4-7, 2-5 Big East)

A 31	Villanova	W, 41-10	32,709
S 8	Maryland	L, 27-36	23,322
S 22	at Penn State	L, 13-24	93,680
O 6	South Florida*	W, 37-28	25,796
O 13	at Connecticut*	W, 17-14 (OT)	37,279
O 20	Rutgers (-/17)*	L, 10-35	35,145
O 27	at Pittsburgh*	L, 17-47	42,425
N 3	at Louisville (-/10)*	L, 17-45	44,609
N 10	Cincinnati*	L, 10-34	20,192
N 17	at Army	W, 63-32	27,019
N 23	Syracuse*	L, 20-38	22,317

## 2013 Boston College Eagles (7-6, 4-4 ACC)

A 31	Villanova	W, 24-14	30,922
S 6	Wake Forest*	W, 24-10	32,465
S 14	at USC	L, 7-35	62,006
S 28	Florida State (-/8)*	L, 34-48	40,129
O 5	Army	W, 48-27	33,128
O 12	at Clemson (-/3)*	L, 14-24	77,506
O 26	at North Carolina*	L, 10-34	43,000
N 2	Virginia Tech*	W, 34-27	30,129
N 9	at New Mexico State	W, 48-34	14,997
N 16	NC State*	W, 38-21	31,262
N 23	at Maryland*	W, 29-26	32,147
N 30	at Syracuse*	L, 31-34	37,406
D 31	vs. Arizona^	L, 19-42	36,917

^ — AdvoCare V100 Bowl; Shreveport, La.

## 2014 Boston College Eagles (7-6, 4-4 ACC)

A 30	at Massachusetts	W, 30-7	30,479
S 5	Pittsburgh*	L, 20-30	30,083
S 13	USC (-/9)	W, 37-31	41,632
S 20	Maine	W, 40-10	28,676
S 27	Colorado State	L, 21-24	33,632
O 11	at NC State*	W, 30-14	49,125
O 18	Clemson (-/24)*	L, 13-17	42,038
O 25	at Wake Forest*	W, 23-17	26,439
N 1	at Virginia Tech*	W, 33-31	55,729
N 8	Louisville*	L, 19-38	33,565
N 22	at Florida State (-/1)*	L, 17-20	82,300
N 29	Syracuse*	W, 28-7	30,267
D 27	vs. Penn State^	L, 30-31 (OT)	49,012

^ — New Era Pinstripe Bowl; New York

## 2015 Boston College Eagles (3-9, 0-8 ACC)

S 5	Maine	W, 24-3	29,626
S 12	Howard	W, 76-0	26,132
S 18	Florida State (-/9)*	L, 0-14	39,111
S 26	Northern Illinois	W, 17-14	30,193
O 3	at Duke*	L, 7-9	20,009
O 10	Wake Forest*	L, 0-3	30,094
O 17	at Clemson (-/5)*	L, 17-34	81,416
O 24	at Louisville*	L, 14-17	41,486
O 31	Virginia Tech*	L, 10-26	28,108
N 7	NC State*	L, 8-24	28,533
N 21	vs. Notre Dame (-/4)	L, 16-19	38,686
N 28	at Syracuse*	L, 17-20	30,317

## 2016 Boston College Eagles (7-6, 2-6 ACC)

## Quick Lane Bowl Champions

S 3	vs. Georgia Tech*	L, 14-17	40,562
S 10	at UMass	W, 26-7	25,112
S 17	at Virginia Tech*	L, 0-49	60,054
S 24	Wagner	W, 42-10	22,728
O 1	Buffalo	W, 35-3	24,203
O 7	Clemson (-/3)*	L, 10-56	44,500
O 22	Syracuse*	L, 20-28	34,647
O 29	at NC State*	W, 21-14	56,443
N 5	Louisville (-/5)*	L, 7-52	30,644
N 11	at Florida State (-/20)*	L, 7-45	73,917
N 19	UConn	W, 30-0	36,220
N 26	at Wake Forest*	W, 17-14	24,866
D 26	vs. Maryland^	W, 36-30	19,117

^ — Quick Lane Bowl; Detroit, Mich.

## Addazio YEAR-BY-YEAR

## 2017 Boston College Eagles (7-6, 4-4 ACC)

S 1	at Northern Illinois	W, 23-20	16,421
S 9	Wake Forest*	L, 10-34	38,082
S 16	Notre Dame	L, 20-49	44,500
S 23	at Clemson (-/2)*	L, 7-34	80,525
S 30	Central Michigan	W, 28-8	27,036
O 7	Virginia Tech (-/16)*	L, 10-23	32,057
O 14	at Louisville*	W, 45-42	44,679
O 21	at Virginia*	W, 41-10	39,216
O 27	Florida State*	W, 35-3	40,629
N 11	NC State*	L, 14-17	33,242
N 18	vs. UConn	W, 39-16	20,133
N 25	at Syracuse*	W, 42-14	30,202
D 27	vs. Iowa^	L, 20-27	37,667

^ — New Era Pinstripe Bowl; New York

## 2018 Boston College Eagles (7-5, 4-4 ACC)

S 1	UMass	W, 5-21	30,112
S 8	Holy Cross	W, 62-14	40,311
S 13	at Wake Forest*	W, 41-34	25,309
S 22	at Purdue (23/-)	L, 13-30	47,119
S 29	Temple	W, 45-35	40,111
O 6	at NC State (-/23)*	L, 23-28	57,241
O 13	Louisville*	W, 38-20	31,478
O 26	Miami (FL)*	W, 27-14	41,892
N 3	at Virginia Tech (24/-)*	W, 31-21	65,632
N 10	Clemson (17/2)*	L, 7-27	44,500
N 17	at Florida State (22/-)*	L, 21-22	57,274
N 24	Syracuse (-/19)*	L, 21-42	34,959
D 26	Boise State (-/23)^	DNF	-

^ — First Responder's Bowl; Dallas

## 2019 Boston College Eagles (6-6, 4-4 ACC)

A 31	Virginia Tech*	W, 35-28	35,213
S 7	Richmond	W, 45-13	30,111
S 13	Kansas	L, 24-48	32,848
S 21	at Rutgers	W, 30-16	32,217
S 28	Wake Forest*	L, 24-27	39,352
O 5	at Louisville*	L, 39-41	46,007
O 19	NC State*	W, 45-24	30,275
O 26	at Clemson (-/4)*	L, 7-59	81,081
N 2	at Syracuse*	W, 58-27	42,857
N 9	Florida State*	L, 31-38	37,312
N 23	at Notre Dame (-/16)	L, 7-40	71,827
N 30	at Pittsburgh*	W, 26-19	40,889

## 2020 Colorado State Rams (1-3 MW)

O 24	New Mexico*	Canceled	-
O 29	at Fresno State*	L, 17-38	0
N 5	Wyoming*	W, 34-24	0
N 12	at Boise State*	L, 21-52	1,100
N 21	UNLV*	Canceled	-
N 26	at Air Force*	Canceled	-
D 5	at San Diego State*	L, 17-29	0
D 12	Utah State*	Forfeit	-

## 2021 Colorado State Rams (1-2, 0-0 MW)

S 3	South Dakota St.	L, 23-42	32,327
S 11	Vanderbilt	L, 21-24	27,233
S 18	at Toledo	W, 22-6	21,365
S 25	at Iowa	1:30 p.m.	FS1
O 9	San Jose State*	12-Days	Fox Sports
O 16	at New Mexico*	5 p.m.	Stadium
O 22	at Utah State*	7:30 p.m.	CBS SN
O 30	Boise State*	5 p.m.	CBS SN
N 6	at Wyoming*	1:30 p.m.	CBS SN
N 13	Air Force*	5 p.m.	CBS SN
N 20	at Hawai'i*	10 p.m.	Spectrum
N 27	Nevada*	7 p.m.	CBS SN



# Addazio RECORD BOOK

## PASSING

Passing Yards	Opp.	Date.	Yards
1. <b>Todd Centeio (CSU)</b>	<b>South Dakota State</b>	<b>9/3/21</b>	<b>304</b>
Anthony Brown (BC)	at Wake Forest	9/13/18	304
3. Anthony Brown (BC)	at Florida State	11/17/18	297
4. Chase Rettig (BC)	Villanova	8/31/13	285
5. Anthony Brown (BC)	Massachusetts	9/1/18	279

Touchdown Passes	Opp.	Date.	TDs
1. Anthony Brown (BC)	at Wake Forest	9/13/18	5
2. Anthony Brown (BC)	Massachusetts	9/1/18	4
Chase Rettig (BC)	Villanova	8/31/13	4
4. Nine others with...	-	-	3

Pass Attempts	Opp.	Date.	Atts.
1. <b>Todd Centeio (CSU)</b>	<b>South Dakota State</b>	<b>9/3/21</b>	<b>42</b>
Anthony Brown (BC)	at Northern Illinois	9/1/17	42
3. Anthony Brown (BC)	Notre Dame	9/16/17	40
4. Anthony Brown (BC)	Syracuse	11/24/18	37
John Fadule (BC)	NC State	11/7/15	37

Pass Completions	Opp.	Date.	Cmps.
1. <b>Todd Centeio (CSU)</b>	<b>South Dakota State</b>	<b>9/3/21</b>	<b>29</b>
2. Anthony Brown (BC)	at Northern Illinois	9/1/17	26
3. Anthony Brown (BC)	Notre Dame	9/16/17	24
4. John Fadule (BC)	NC State	11/7/15	23
Chase Rettig (BC)	Villanova	8/31/13	23

## RUSHING

Rushing Yards	Opp.	Date.	Yards
1. Montel Harris (Temple)	at Army	11/17/12	351
2. Andre Williams (BC)	NC State	11/16/13	339
3. Andre Williams (BC)	at NM State	11/9/13	295
4. AJ Dillon (BC)	at Louisville	10/14/17	272
5. Andre Williams (BC)	at Maryland	11/23/13	263
Andre Williams (BC)	Army	10/5/13	263

Rushing Touchdowns	Opp.	Date.	TDs
1. Montel Harris (Temple)	at Army	11/17/12	7
2. Andre Williams (BC)	Army	10/5/13	5
Bernard Pierce	at Maryland	9/24/11	5
4. AJ Dillon (BC)	at Louisville	10/14/17	4
5. 11 others with...	-	-	3

Rush Attempts	Opp.	Date.	Atts.
1. Andre Williams (BC)	NC State	11/16/13	42
2. AJ Dillon (BC)	Florida State	11/9/19	40
3. AJ Dillon (BC)	at Louisville	10/14/17	39
4. AJ Dillon (BC)	at Florida State	11/17/18	37
5. Montel Harris (Temple)	at Army	11/17/12	36
AJ Dillon (BC)	NC State	11/11/17	36

## RECEIVING

Receiving Yards	Opp.	Date.	Yards
1. <b>Dante Wright (CSU)</b>	<b>Wyoming</b>	<b>11/5/20</b>	<b>146</b>
Alex Amidon (BC)	Villanova	8/31/13	146
3. Jeff Smith (BC)	at Wake Forest	9/13/18	145
4. Tommy Sweeney (BC)	vs. Iowa	12/27/17	137
5. Alex Amidon (BC)	vs. Arizona	12/31/13	129

Receiving Touchdowns	Opp.	Date.	TDs
1. Seven with...most recent below	-	-	2
<b>Trey McBride (CSU)</b>	<b>Wyoming</b>	<b>11/5/20</b>	<b>2</b>

Receptions	Opp.	Date.	Recs.
1. <b>Trey McBride (CSU)</b>	<b>South Dakota State</b>	<b>9/3/21</b>	<b>13</b>
Alex Amidon (BC)	Villanova	8/31/13	13
3. <b>Dante Wright (CSU)</b>	<b>Wyoming</b>	<b>11/5/20</b>	<b>11</b>
4. Alex Amidon (BC)	vs. Arizona	12/31/13	10
5. <b>Trey McBride (CSU)</b>	<b>at Toledo</b>	<b>9/18/21</b>	<b>9</b>

## TEAM - OFFENSE

Total Yards	Yards
1. Boston College at Syracuse, 11/2/19	691
2. Boston College vs. Holy Cross, 9/8/18	610
3. Boston College vs. UMass, 9/1/18	599
4. Boston College at Syracuse, 11/25/17	581
5. Temple at Army, 11/17/12	565

Total Plays	Plays
1. Boston College vs. Temple, 9/29/18	100
2. Boston College vs. Florida State, 11/9/19	93
3. Boston College at Northern Illinois, 9/1/17	92
4. <b>Colorado State vs. South Dakota St., 9/3/21</b>	<b>89</b>
5. Boston College vs. Kansas, 9/13/19	88

Total Points	Points
1. Boston College vs. Howard, 9/12/15	76
2. Temple at Army, 11/17/12	63
3. Boston College vs. Holy Cross, 9/8/18	62
4. Boston College at Syracuse, 11/2/19	58
5. Boston College vs. UMass, 9/1/18	55


Highest Yards Per Play	YPP
1. Boston College vs. Army, 10/5/13	9.7
2. Temple at Army, 11/17/12	9.3
3. Boston College at NM State, 11/9/13	9.2
Boston College at Syracuse, 11/2/19	9.2
4. Boston College vs. Howard, 9/12/15	8.8
Temple vs. Army, 11/19/11	8.8

## TEAM - DEFENSE

Fewest Yards Allowed	Yards
1. Boston College vs. Howard, 9/12/15	11
2. Boston College vs. Buffalo, 10/1/16	67
3. Boston College vs. Maine, 9/5/15	91
4. Boston College vs. Wagner, 9/24/16	107
5. Boston College vs. UConn, 11/19/16	121

Fewest Points Allowed	Points
1. Boston College vs. Howard, 9/12/15	0
Boston College vs. UConn, 11/19/16	0
Temple vs. Buffalo, 10/15/11	0
Temple at Ball State, 9/10/11	0
3. Boston College vs. Maine, 9/5/15	3
Boston College vs. Florida State, 10/27/17	3
Boston College vs. Wake Forest, 10/10/15	3
Boston College vs. Buffalo, 10/1/16	3
Temple at Akron, 9/10/11	3

## Trey McBRIDE



## TREY McBRIDE

TIGHT END | 6-4 | 260 | SENIOR | FORT MORGAN, COLORADO

## 2020 PFF Honorable Mention All-American

Mackey Award Watch List (2021, 2020, 2019)

Lombardi Award Watch List (2021)

Senior Bowl Watch List

NFLPA Bowl Big Board

No. 1 Tight End/No. 27 Overall on Todd McShay's Big Board

PFF National Team of the Week, Week 1

2021 PFF Preseason All-Mountain West, 1st Team

2021 Phil Steele Preseason All-Mountain West, 2nd Team

2021 Athlon Preseason All-Mountain West, 2nd Team

2020 PFF All-Mountain West, 1st Team

2020 All-Mountain West, 2nd Team

2020 Phil Steele All-Mountain West, 3rd Team

2019 All-Mountain West, 1st Team

- Two-time team captain (2020, 2021) as voted on by his teammates
- Led the team in receptions, receiving yards, and caught the only four touchdown passes in 2020
- First tight end to lead the Rams in receiving yardage since Keli McGregor in 1984
- First tight end to ever lead the team in scoring
- Led all tight ends nationally with 82.5 receiving yards per game in 2020 and was No. 39 nationally - No. 2 Greg Dulcich (UCLA) - 73.9
- Brother, Toby, is a defensive lineman for Colorado State
- Parents are Jennifer and Kate McBride
- Has a twin brother, Dylan
- Played baseball and basketball in high school at Fort Morgan
- Owns Fort Morgan's school records for most career points in basketball and most home runs and RBI in baseball

## CAREER GAME-BY-GAME

2021	Rec.	Yds	TD	LG	2019	Rec.	Yds	TD	LG
South Dakota St.	13	116	0	17	vs. Colorado	4	52	0	22
Vanderbilt	8	114	1	29	Western Illinois	3	23	0	14
at Toledo	9	109	0	29	at Arkansas	3	22	0	10
at Iowa	-	-	-	-	Toledo	3	42	0	29
San Jose State	-	-	-	-	at Utah State	1	6	0	6
at New Mexico	-	-	-	-	San Diego State	1	5	0	5
at Utah State	-	-	-	-	at New Mexico	5	57	1	42
Boise State	-	-	-	-	at Fresno State	2	79	1	69
at Wyoming	-	-	-	-	UNLV	2	29	0	18
Air Force	-	-	-	-	Air Force	6	66	1	24
at Hawaii	-	-	-	-	at Wyoming	6	78	0	18
Nevada	-	-	-	-	Boise State	9	101	1	28
2020	Rec.	Yds	TD	LG	2018	Rec.	Yds	TD	LG
at Fresno State	8	130	1	27	Hawaii	0	0	0	0
Wyoming	5	90	2	38	Vs. Colorado	0	0	0	0
at Boise State	4	48	1	21	Arkansas	0	0	0	0
at San Diego State	5	62	0	31	at Florida	3	60	1	48
					Illinois State	0	0	0	0
					at San Jose State	0	0	0	0
					New Mexico	0	0	0	0
					at Boise State	1	11	0	11
					Wyoming	0	0	0	0
					at Nevada	2	13	0	7
					Utah State	0	0	0	0
					at Air Force	1	5	0	0

## CAREER YEAR-BY-YEAR

YEAR	GP/GS	REC	YDS	TD	LG	YPG
2018	12/0	7	89	1	48	7.4
2019	12/11	45	560	4	69	46.7
2020	4/4	22	330	4	38	82.5
2021	3/3	30	339	1	29	113.0
<b>TOTAL</b>	<b>31/18</b>	<b>104</b>	<b>1,318</b>	<b>10</b>	<b>69</b>	<b>42.5</b>



# Ryan STONEHOUSE



# RYAN STONEHOUSE

PUNTER | 5-11 | 180 | SENIOR | LA VERNE, CALIF.

## 2020 Phil Steele Honorable Mention All-American 2018 Sporting News 2nd Team All-American

Ray Guy Award Watch List ('21, '20, '19, '18, '17)

Ray Guy Award Top 8, Week 1

2021 Preseason All-Mountain West, 1st Team  
2021 PFF Preseason All-Mountain West, 1st Team  
2021 Phil Steele Preseason All-Mountain West, 1st Team  
2021 Athlon Preseason All-Mountain West, 1st Team

2020 All-Mountain West, 1st Team  
2020 Phil Steele All-Mountain West, 1st Team  
2020 PFF All-Mountain West, 1st Team

2019 All-Mountain West, 1st Team

2018 All-Mountain West, 1st Team

2017 All-Mountain West, Honorable Mention

- NCAA active career leader in punting average
- Two-time All-American
- Only punter in Mountain West history to be named first-team All-Mountain West in three consecutive seasons (2018, 2019, 2020)
- Has produced a 50+ yard punt on 41 percent of all punt attempts over his career
- Colorado State record holder in career and season punting average
- Both his father (Paul) and uncles - John Stonehouse and Jeff Banks - played collegiality at Stanford, USC, and Washington State, respectively
- Cousin, Jack, punts at Mizzou
- Paul and John previously ran punting camps

YEAR-BY-YEAR SUMMARY ON PAGE 14

## CAREER GAME-BY-GAME

2021	No.	Yds	Avg.	LG	2018	No.	Yds	Avg.	LG
South Dakota St.	4	220	55.0	65	Hawai'i	4	176	44.0	50
Vanderbilt	6	298	49.7	81	vs. Colorado	9	439	48.8	61
at Toledo	6	313	52.2	66	Arkansas	5	284	56.8	70
at Iowa	-	-	-	-	at Florida	3	157	52.3	57
San Jose State	-	-	-	-	Illinois State	6	315	52.5	68
at New Mexico	-	-	-	-	at San Jose State	8	362	45.2	55
at Utah State	-	-	-	-	New Mexico	6	329	54.8	62
Boise State	-	-	-	-	at Boise State	4	208	52.0	58
at Wyoming	-	-	-	-	Wyoming	6	253	42.2	56
Air Force	-	-	-	-	at Nevada	7	337	48.1	57
at Hawaii	-	-	-	-	Utah State	3	107	35.7	44
Nevada	-	-	-	-	at Air Force	4	173	43.2	51
2020	No.	Yds	Avg.	LG	2017	No.	Yds	Avg.	LG
at Fresno State	5	213	42.6	58	Oregon State	2	102	51.0	56
Wyoming	5	230	46.0	51	vs. Colorado	5	214	42.8	59
at Boise State	8	346	43.2	56	Abilene Christian	2	108	54.0	57
at San Diego State	8	389	48.6	58	at Alabama	3	151	50.3	65
2019	No.	Yds	Avg.	LG	at Hawai'i	2	94	47.0	55
vs Colorado	1	59	59.0	59	at Utah State	3	158	52.7	62
Western Illinois	3	139	46.3	55	Nevada	4	202	50.5	62
at Arkansas	6	285	47.5	56	at New Mexico	5	236	47.2	53
Toledo	4	193	48.2	54	Air Force	2	96	48.0	53
at Utah State	8	351	43.9	57	at Wyoming	4	186	46.5	56
San Diego State	5	258	51.6	64	Boise State	4	165	41.2	44
at New Mexico	5	228	45.6	56	San Jose State	2	65	32.5	34
at Fresno State	5	211	42.2	49	vs. Marshall	8	334	41.8	50
UNLV	2	93	46.5	53					
Air Force	4	184	46.0	62					
at Wyoming	4	192	48.0	52					
Boise State	2	81	40.5	45					



## This Week IN HISTORY



All early season “dope” in September of 1923 focused on the announcement about the game the Aggies would play against legendary football coach Amos Alonzo Stagg and his University of Chicago Big 10 defending conference champions. To that date, no non-conference game in the school’s history had ever received as much press as the game against Stagg’s dominating team. With several returning players from the 1922 season, the Aggies seemed to have an extremely strong squad in 1923. After an embarrassing 35-0 drubbing the Maroons had unleashed on the University of Colorado in 1921, the school hoped Hughes would not embarrass the Aggies in the same way.

Stagg’s name remains a legend in collegiate football history, and in 1923 he was equally a legend, too. At 61 years of age, Stagg had coached the University of Chicago football team since 1892, won six Big 10 Conference championships and in 1905 coached the undisputed national championship Maroon team. Over his 31 seasons he had been credited with the invention of the lateral, tackling dummy, man-in-motion play and the placement of numbers on the uniforms to tell players apart.

Stagg’s team had won the co-championship of the Big 10 in 1922, and the press reported the odds in his favor to win it again with one of his strongest teams ever. Each week which led up to the season opener against Wyoming, the Fort Collins Express Courier printed article after article about Stagg and Chicago.

After the Wyoming game, Hughes’ focus turned to the Maroons for the October 6th battle. Since the team was set to leave for Chicago on Wednesday afternoon October 3rd, this gave Hughes only two full practices before his team would have to travel 1,000 miles to the Windy City.

In a rare Sunday evening practice, one day after the Wyoming game, Hughes did not just practice his team hard, he put them through an 80-minute scrimmage against the freshman team. He brought in floodlights rather than auto headlights to continue their practice after dark, and Hughes ordered Jack Houser to punt over and over again since he knew the strength of the Maroon defense.

Hughes also had an ace up his sleeve in the form of Charles Shepardson, the former star of the 1915 and 1916 teams who had been the freshman coach for the past three seasons. Shep took a sabbatical in Iowa to complete his doctoral studies, and always the consummate Aggie, he witnessed the Chicago game against Michigan State the previous week on a scouting mission.

On Wednesday, October 3rd at 3:45 p.m., the Aggies’ train pulled out of the Fort Collins Union Pacific train station at Jefferson Street and Pine Street and headed to Chicago on what became the longest road trip in school history to that point. A massive crowd of fans and students

gathered at 3:30 to say goodbye and wish their team well. College President Charles Lory not only accompanied his team on the trip, but he also allowed for classes to be dismissed early so the entire student body and band could see the team leave.

On Thursday at noon, the team arrived in Ames, Iowa to go through a light practice and spend time with “Chuck” Shepardson to get a scouting report on the Chicago team. The short workout ended in time for the team to jump back on the train at 6 p.m. for an overnight trip into the city of Chicago.

Before a crowd estimated at 15,000, the Colorado Agricultural College Aggies took the field against the University of Chicago Maroons on Stagg Field. Harry Hughes, 36-years- old and known as an upcoming coach from the west, faced off against 61-year-old Amos Alonzo Stagg, about whom Knute Rockne once said, “All football comes from Stagg.”

On a gray and cloudy day, the game opened as a defensive struggle against the two teams. Stagg expected to replace his starters during the second half in anticipation of his next game against Northwestern, but the Aggies game never got to a point where Stagg could afford to play anybody besides his first team. The Maroons struck first when Houser punted in the closing minutes of the first quarter deep in his own territory. Chicago’s Henderson blocked the punt at the 5-yard line and Rohrke covered the ball in the Aggie end zone for a touchdown.

As the game continued to be a close battle, Rohrke put three more points on the board with a 30-yard drop kick in the second quarter. Nearly 20 punts between both schools along with a few missed drop kicks kept the Aggies and Maroons to a 10-0 final score in Chicago’s favor. The efforts of Shep’s scouting had paid off. Houser’s punting, along with a strong defensive effort, helped keep the Maroons from an offensive touchdown. Twice the Maroons ended up on the 5-yard line and both times the Aggie defense held them.

Chicago only completed 3 of 13 passes, which showed how effective the Aggie defense was against the bigger and faster Maroon offense. Although they lost and were shut out, the Aggies held the Maroons to the fewest points scored in a winning game during Chicago’s 1923 season. According to news reports, “The Colorado Aggies did much to raise the regard of Western football in the eyes of Eastern conferences.”

The low score in the Chicago game prevented the embarrassment CU received in 1921 and opened the eyes of the nation when the Aggies held the Big 10 team to just 10 points.

Lory said of the trip, “A world of favorable advertising comes to the Aggies.”

# NOTEBOOK

## SEASON CAPTAINS NAMED

Under head coach Steve Addazio, Colorado State names captains for the season as voted on by the team at the end of fall camp.

For 2021, five Rams were voted captains by their teammates: **Trey McBride** (Two-Time Captain), **Dequan Jackson** (Two-Time Captain), **Scott Patchan**, **Toby McBride**, and **Todd Centeio**.

The McBride brothers are the only known pair of brothers serving as captains for their teams in the FBS this season.

## STONEHOUSE IS RECORD CHASING

All-American punter Ryan Stonehouse currently ranks as the FBS career leader in punt average. Not just the active career leader. The **all-time** leader.

Todd Sauerbrun's (West Virginia, 1991-94) mark of 46.31 on 167 punts for punters with 150-249 punts stands at the current mark, and Stonehouse will be keeping an eye on that average all season after electing to return in 2021.

### STONEHOUSE YEAR-BY-YEAR PUNTING

YEAR	ATT	YDS	LG	AVG	TB	FC	i20	50+
2017	46	2,111	65	45.9	7	12	24	18
2018	65	3,140	70	48.3	8	9	18	31
2019	49	2,275	64	46.4	5	9	13	16
2020	26	1,178	58	45.3	1	5	8	9
2021	16	831	81	51.9	3	1	7	9
CAREER	202	9,534	81	47.2	25	36	70	83

## NO. 9 MEANS SOMETHING EXTRA FOR STEWART

The story of safety Logan Stewart is well-known around Colorado State. A nearby native from Loveland, Colo., Stewart grew up selling popcorn and sodas in the stands at old Hughes Stadium, dreaming of one day becoming a Ram himself.

After grades forced him to Pima Community College, and then the need for better exposure sent him to Iowa Central, Stewart walked on at Colorado State and slept on teammates' couches just to get by. Then, prior to the 2019 season, Stewart was put on scholarship and subsequently started every game that season.

Stewart switched to No. 9 from No. 37 a year ago to pay homage to his family. Stewart is one of Kari and Jeff Stewart's nine children - six of whom are adopted, including Stewart.

## MCBRIDE SETTING THE TIGHT END STANDARD

After a 2019 campaign that saw him fully establish himself as one of the nation's best tight ends, All-American Trey McBride showed no sign of slowing down in 2020. After surprising many and electing to return in 2021, McBride is poised to continue his climb up the Colorado State record book and cement himself as one of the program's all-time greats at the position.

### COLORADO STATE TIGHT END CAREER RECORDS

Yards	Catches	Touchdowns	Average Per Catch
Kory Sperry 1,763	Keli McGregor 153	Kory Sperry 20	Justin Shull 17.1
Keli McGregor 1,604	Kory Sperry 141	Kivon Cartwright 11	<b>Trey McBride 12.7</b>
<b>Trey McBride 1,318</b>	Joel Dreessen 123	<b>Trey McBride 10</b>	Kory Sperry 12.5
Crockett Gillmore 1,308	Crockett Gillmore 111	Joel Dreessen 10	Crockett Gillmore 11.8
Joel Dreessen 1,295	<b>Trey McBride 105</b>	Crockett Gillmore 8	Joel Dreessen 10.5
		Keli McGregor 8	

## JONES ANOTHER RECORD CHASER

Defensive lineman **Manny Jones** has enjoyed a productive career in the backfield - of opposing teams - during his career at Colorado State. Jones cracked the **Top 10** of the school's career tackles for loss record in 2020 and is well-positioned to climb those ranks in 2021. In 2020, the former linebacker averaged 1.38 tackles for loss per game and another productive season could well move him into the top five at that pace.

### COLORADO STATE CAREER TACKLES FOR LOSS RECORDS

1. Mike Bell, 1975-78 62.0	6. Sean Moran, 1992-95 37.0
2. Clark Haggans, 1996-99 54.0	7. Shaquill Barrett, 2011-13 32.0
3. Mychal Sisson, 2008-11 42.0	Adrian Ross, 1994-97 32.0
Brady Smith, 1993-95 42.0	<b>9. Manny Jones, 2017-Pres. 28.5</b>
5. Cory James, 2012-15 41.5	10. Joey Porter, 1995-98 28.0

## RECORD BREAKDOWN

	In 2021	Under Addazio
Record	1-2	2-5
Mountain West	0-0	1-3
Non-Conference	1-2	1-2
Home	0-2	1-2
Away	1-0	1-3
Neutral	0-0	0-0
Artificial Turf	1-2	2-4
Natural Grass	0-0	0-1
Day Games	1-0	1-0
Night Games	0-2	1-5
In August	0-0	0-0
In September	1-2	1-2
In October	0-0	0-1
In November	0-0	1-1
In December	0-0	0-1
When Scoring First	1-1	2-3
When Opponent Scores First	0-1	0-2
When Leading after 1st Quarter	1-1	2-1
When Trailing after 1st Quarter	0-1	0-4
When Tied after 1st Quarter	0-0	0-0
When Leading at Half	1-1	2-1
When Trailing at Half	0-1	0-4
When Tied at Half	0-0	0-0
When Leading after 3rd Quarter	1-0	2-0
When Trailing after 3rd Quarter	0-2	0-5
When Tied after 3rd Quarter	0-0	0-0
In Overtime Games	0-0	0-0
vs. Top 25	0-0	0-0
Scoring < 20 points	0-0	0-2
Scoring 20+ points	1-2	2-3
Scoring 30+ points	0-0	1-0
Scoring 40+ points	0-0	0-0
Opponent scoring < 20 points	1-0	1-0
Opponent scoring 20+ points	0-2	1-5
Opponent scoring 30+ points	0-1	0-3
Opponent scoring 40+ points	0-1	0-2
Rushing for < 100 yards	0-1	1-1
Rushing for 100+ yards	1-1	1-4
Rushing for 200+ yards	1-1	1-1
Rushing for 300+ yards	0-0	0-0
Passing for < 100 yards	0-0	0-0
Passing for 100+ yards	1-2	2-5
Passing for 200+ yards	0-2	1-3
Passing for 300+ yards	0-1	0-1
Passing for 400+ yards	0-0	0-0
Opponent rushes for < 100 yards	1-0	1-2
Opponent rushes for 100+ yards	0-2	1-3
Opponent passes for 200+ yards	1-2	2-3
Opponent passes for 300+ yards	0-0	1-0
Total Offense < 300 Yards	0-0	0-1
Total Offense 300+ Yards	1-2	2-4
Opponent has < 300 yards total off.	1-0	1-1
Opponent has 300+ yards total off.	0-2	1-4
Having a 100-yard rusher	1-0	1-0
Opp. has a 100-yard rusher	0-1	1-1
3rd Down % <25	1-0	1-2
3rd Down % 25-49	0-1	1-2
3rd Down % 50+	0-1	0-1
Opponent 3rd Down % <25	1-0	1-1
Opponent 3rd Down % 25-49	0-2	1-2
Opponent 3rd Down % 50+	0-0	0-2
Commit No Turnovers	0-0	1-0
Win Turnover Battle	0-0	1-0
Equal Turnovers as Opponent	1-1	1-1
Lose Turnover Battle	0-1	0-4
Lead Time of Possession	1-0	1-0
Trail Time of Possession	0-2	1-5
Commit <6 Penalties	0-1	0-2
Commit 6+ Penalties	1-1	2-3
More Plays than Opponent	1-1	1-2
Same Number of Plays as Opponent	0-0	0-0
Fewer Plays than Opponent	0-1	1-3



## NOTEBOOK

## COLORADO STATE START CHART

## OFFENSE

Player	2021	Streak	Career
David Bailey, RB	3	3	3/11
Cam Butler, TE	3	3	23
Todd Centeio, QB	3	3	3/5
Ches Jackson	-	-	1
Elijah Johnson, OL	3	7	6/17
Adam Korutz, OL	3	7	7
Jordan Kress, WR	2	-	2/16
Trey McBride, TE	3	18	23
Ty McCullouch, WR	1	1	1
Marcus McElroy, Jr., RB	-	-	11
Joctavis Phillips, OL	-	-	1
Nick Picozzi, TE	-	-	0/1
Vincent Picozzi, OL	3	3	3/37
Brian Polendey, TE	-	-	4/5
Cam Reddy, OL	3	7	7
E.J. Scott, WR	1	1	12
Barry Wesley, OL	3	31	31
Keith Williams, OL	-	-	7
Dante Wright, WR	2	-	17

## DEFENSE

Player	2021	Streak	Career
Rashad Ajayi, DB	3	7	26
Henry Blackburn, DB	3	5	5
Tavian Brown, LB	2	-	2
Marshaun Cameron, DB	3	14	14
Cam'Ron Carter, LB	3	7	14
Linwood Crump, DB	-	-	0/5
Tywan Francis, DB	2	-	4
Brandon Hickerson-Rooks, LB	-	-	2
Jack Howell, DB	1	1	1
Ellison Hubbard, DL	-	-	21
Dequan Jackson, LB	3	18	18
Manny Jones, DL	3	12	27
Mohamed Kamara, LB	1	-	8
Toby McBride, DL	2	2	6
Thomas Pannunzio, DB	1	1	1
Scott Patchan, DL	3	7	7/13
Devin Phillips, DL	3	3	27
Logan Stewart, DB	-	-	16

Career numbers for FBS transfers with starts shown as  
CSU games started/Career games started

## 2021 MOUNTAIN WEST STANDINGS

	Overall	MW
<b>MOUNTAIN</b>		
Utah State	3-0	1-0
Wyoming	3-0	0-0
Air Force	2-1	0-1
New Mexico	2-1	0-0
Boise State	1-2	0-0
<b>Colorado State</b>	<b>1-2</b>	<b>0-0</b>
<b>WEST</b>		
San Jose State	2-1	1-0
San Diego State	3-0	0-0
Fresno State	3-1	0-0
Nevada	2-1	0-0
Hawai'i	1-3	0-1
UNLV	0-3	0-0

## RAMS ACTIVE IN THE TRANSFER PORTAL UNDER ADDAZIO

Since coming to Colorado State, head coach Steve Addazio and staff have been active in the transfer market. In 2020, Colorado State brought in six FBS transfers including former Miami defensive end Scott Patchan who was a breakout star for the Rams in 2020. Patchan's connection to the staff runs through his brother, Matt, who played for Addazio at Boston College. In 2021, the Rams added another

## 2020 FBS TRANSFERS

PLAYER	PREVIOUS SCHOOL
#7 Todd Centeio, QB	Temple (2017-19)
#53 Elijah Johnson, OL	Boston College (2016-19)
#52 Adam Korutz, OL	Boston College (2016-19)
#1 Scott Patchan, DL	Miami (2015-19)
#88 Brian Polendey, TE	Miami (2017-19)
#55 Cam Reddy, OL	Boston College (2018-19)

## 2021 FBS TRANSFERS

PLAYER	PREVIOUS SCHOOL
#5 David Bailey, RB	Boston College (2018-20)
#54 Mike Ciaffoni, DL	Boston College (2019-20)
#7 Linwood Crump, DB	Temple (2016-20)
#44 Nick Picozzi, TE	Temple (2018-20)
#76 Vincent Picozzi, OL	Temple (2016-20)
#4 Matt Valecce, QB	Boston College (2018-20)

## LIVING BEHIND THE LINE

Colorado State's defensive line showed massive improvement under the direction of **Steve Addazio** and line coach **Antoine Smith** in 2020. In the season prior to their arrival, the Rams averaged just 5.7 tackles for loss per game - No. 83 nationally. In 2020, **the Rams led the nation in tackles for loss per game at 10.5** and had the widest margin of improvement year over year of any team in the country.

Heading into 2021, Smith returns every contributor from that front and added depth along the way.

## FBS TACKLES FOR LOSS PER GAME IMPROVEMENT, 2019 TO 2020

1. <b>Colorado State</b>	<b>+4.83</b>	6. UTEP	+3.04
2. Colorado	+3.92	7. Tulane	+2.93
3. Massachusetts	+3.75	8. Arizona State	+2.81
4. Tulsa	+3.35	9. Western Michigan	+2.78
5. Georgia State	+3.20	10. Fresno State	+2.67

## THE NATION'S MOST TENURED ASSISTANT

Now entering his 45th season as a full-time assistant coach at the collegiate level, defensive coordinator **Chuck Heater** is the nation's most senior assistant both in terms of years and games coached (524) entering 2021. Northwestern's Mike Hankwitz previously held the top spot prior to his retirement in 2020.

Heater has coached at 13 universities - including two stops at Colorado State - and 30 bowl games since beginning his career as an assistant coach at Northern Arizona in 1976. Maryland's **Ron Zook** (536) and New Mexico's **Rocky Long** (528) have technically coached in more football games overall when you include time in professional football. Heater has never coached in the professional ranks.

## MOST TENURED COLLEGE COACHES ENTERING 2021

NAME	SCHOOL	POSITION	SEASONS	COLLEGE GAMES COACHED
Chuck Heater	Colorado State	Defensive Coordinator	45	524
Robbie Caldwell	Clemson	Offensive Line	44	519
Jim Reid	UMass	Defensive Tackles	45	493
Rocky Long	New Mexico	Defensive Coordinator	44	489
Duane Akina	Stanford	Defensive Backs	41	496
Kevin Higgins	Wake Forest	Wide Receivers	41	408
Ron Zook	Maryland	Special Teams Coordinator	41	339

## ONE OF THE NATION'S YOUNGEST COORDINATORS

Fittingly, on the other side of the ball, Colorado State's offensive coordinator **Jon Budmayr** is one of the nation's youngest coordinators. At 30 years old, Budmayr is the fourth-youngest coordinator in the country and is in his first season coordinating the offense at Colorado State.

NAME	SCHOOL	POSITION	AGE
Austin Armstrong	Southern Miss	Defensive Coordinator	28
Tommy Rees	Notre Dame	Offensive Coordinator	29
Zach Kittley	Western Kentucky	Offensive Coordinator	30
Jon Budmayr	Colorado State	Offensive Coordinator	30
Tyler Stockton	Ball State	Defensive Coordinator	31
Garrett Riley	SMU	Offensive Coordinator	31
Spencer Danielson	Boise State	Defensive Coordinator	32



# NOTEBOOK

## WATCH LIST RAMS

Colorado State was well represented on the preseason watch lists as **14 Rams** earned preseason accolades or appeared on watch lists for national awards.

NAME	PRESEASON HONORS
<b>David Bailey, RB</b>	Phil Steele All-Mountain West, 4th Team
<b>Marshaun Cameron, RB</b>	PFF All-Mountain West, 1st Team
<b>Dequan Jackson, LB</b>	Phil Steele All-Mountain West, 2nd Team PFF All-Mountain West, Honorable Mention
<b>Elijah Johnson, OL</b>	Phil Steele All-Mountain West, 4th Team
<b>Manny Jones, DL</b>	NFLPA Bowl Watch List Phil Steele All-Mountain West, 2nd Team PFF All-Mountain West, 3rd Team Athlon All-Mountain West, 3rd Team
<b>Toby McBride, DL</b>	Phil Steele All-Mountain West, 4th Team Athlon All-Mountain West, 4th Team
<b>Trey McBride, TE</b>	Mackey Award Watch List Lombardi Award Watch List Senior Bowl Watch List NFLPA Bowl Watch List PFF All-Mountain West, 1st Team Phil Steele All-Mountain West, 2nd Team Athlon All-Mountain West, 2nd Team
<b>Scott Patchan, DL</b>	Bednarik Award Watch List Nagurski Trophy Watch List All-Mountain West, 1st Team PFF All-Mountain West, 1st Team Athlon All-Mountain West, 1st Team Phil Steele All-Mountain West, 2nd Team
<b>Vincent Picozzi, OL</b>	PFF All-Mountain West, 2nd Team
<b>Ross Reiter, LS</b>	Rubio Long Snapping Preseason All-American Mannely Award Watch List Phil Steele All-Mountain West, 2nd Team
<b>Ryan Stonehouse, P</b>	Ray Guy Award Watch List NFLPA Bowl Watch List All-Mountain West, 1st Team PFF All-Mountain West, 1st Team Phil Steele All-Mountain West, 1st Team Athlon All-Mountain West, 1st Team
<b>A'Jon Vivens, RB</b>	Wuerffel Trophy Watch List
<b>Barry Wesley, OL</b>	NFLPA Bowl Watch List PFF All-Mountain West, 3rd Team Phil Steele All-Mountain West, 4th Team Athlon All-Mountain West, 4th Team
<b>Dante Wright, WR</b>	PFF All-Mountain West, 1st Team Athlon All-Mountain West, 2nd Team Phil Steele All-Mountain West, 2nd Team

## #NEXTLEVELRAMS

Colorado State currently has **eight former players** on professional football rosters in the National Football League.

NAME, POS. (Years Lettered)	TEAM
Shaquill Barrett, DL (2011-13)	Tampa Bay Buccaneers
Michael Gallup, WR (2016-17)	Dallas Cowboys
Rashard Higgins, WR (2013-15)	Cleveland Browns
Olabisi Johnson, WR (2015-18)	Minnesota Vikings
Adam Prentice, FB (2017-19)	New Orleans Saints
Ty Sambrailo, OL (2011-14)	Tennessee Titans
Trent Sieg, LS (2014-17)	Las Vegas Raiders
Preston Williams, WR (2018)	Miami Dolphins

## GAMES PLAYED CHART

### OFFENSE

Player	2021	Streak	Career
David Bailey, RB	3	3	31
Blake Beecher, RB	-	-	2
Cam Butler, TE	3	3	35
Todd Centeio, QB	3	5	6/30
Ches Jackson, OL	3	5	15
Elijah Johnson, OL	3	7	7/19
Adam Korutz, OL	3	7	7/16
Jordan Kress, WR	3	3	3/18
Trey McBride, TE	3	31	31
Justice McCoy, WR	3	5	8
Ty McCulloch, WR	3	3	12
Marcus McElroy, RB	3	18	36
Tai Marks, OL	3	3	3
Evan Olaes, QB	1	-	1
Jocstavis Phillips, OL	1	1	28
Nick Picozzi, TE	-	-	0/14
Vincent Picozzi, OL	3	3	3/41
Cade Plath, FB	3	7	7
Brian Polendey, TE	3	7	7/21
Cam Reddy, OL	3	7	7/8
Gerick Robinson, WR	3	3	3
E.J. Scott, WR	3	12	28
Jaylen Thomas, RB	3	3	13
Matt Valence, QB	-	-	0/6
A'Jon Vivens, RB	3	8	11
Barry Wesley, OL	3	31	31
Gary Williams, TE	3	6	9
Keith Williams, OL	3	3	19
Dante Wright, WR	2	-	17

### DEFENSE

Player	2021	Streak	Career
Rashad Ajayi, DB	3	7	28
Bam Amina, LB	3	4	6
Henry Blackburn, DB	3	7	7
Tavian Brown, LB	3	7	10
Marshaun Cameron, DB	3	19	19/40
Cam/Ron Carter, LB	3	25	30
Mike Ciaffoni, DL	3	3	3/5
Devon Edwards, LB	3	3	3
Tywan Francis, DB	2	-	28
Robert Floyd, DB	3	3	3
Troy Golden, LB	2	-	20
Mikell Harvey, DB	3	3	4
Brandon Hickerson-Rooks, DL	2	-	5
Jack Howell, DB	2	2	2
Ellison Hubbard, DL	3	44	44
Christian Hunter, DB	-	-	12
Dequan Jackson, LB	3	22	29
Manny Jones, DL	3	12	40
Titus Jones, DB	3	3	3
Mohamed Kamara, LB	3	15	16
Anthony Koclanakis, LB	3	3	3/26
Toby McBride, DL	2	2	28
James Mitchell, DL	2	1	4
Aaron Moore, LB	-	-	4
Thomas Pannunzio, DB	3	13	25
Scott Patchan, DL	3	3	7/25
Devin Phillips, DL	3	3	28
Cian Quiroga, DL	3	3	6
Logan Stewart, DB	3	19	19
Sanjay Strickland, LB	3	4	5
Chase Wilson, LB	3	6	6

### SPECIAL TEAMS

Player	2021	Streak	Career
Cayden Camper, K	3	3	12
Joe DeLine, P	3	6	19
Ross Reiter, LS	3	31	31
Ryan Stonehouse, P	3	44	44
Jonathan Terry, K	3	3	7

Career numbers for Division 1 transfers shown as  
CSU games played/Career games played



## 2021 MW PLAYERS OF THE WEEK

### Aug. 30

**Offense:** Nick Starkel, San Jose State  
**Defense:** Aaron Mosby, Fresno State  
**Special Teams:** Will Hart, San Jose State  
**Freshman:** Cale Sanders, Jr., Fresno State

### Sept. 6

**Offense:** Carson Strong, Nevada  
**Defense:** Chad Muma, Wyoming  
**Special Teams:** Connor Coles, Utah State  
**Freshman:** Ralph Fawaz, Wyoming

### Sept. 13

**Offense:** Terry Wilson, New Mexico  
**Defense:** Justin Rice, Utah State  
**Special Teams:** Kaegun Williams, San Diego State  
**Freshman:** Seyi Oladipo, Boise State

### Sept. 20

**Offense:** Jake Haener, Fresno State  
**Defense:** Justin Rice, Utah State  
**Special Teams:** Cayden Camper, CSU  
**Freshman:** Jack Howell, CSU

### Sept. 27

**Offense:**  
**Defense:**  
**Special Teams:**  
**Freshman:**

### Oct. 4

**Offense:**  
**Defense:**  
**Special Teams:**  
**Freshman:**

### Oct. 11

**Offense:**  
**Defense:**  
**Special Teams:**  
**Freshman:**

### Oct. 18

**Offense:**  
**Defense:**  
**Special Teams:**  
**Freshman:**

### Oct. 25

**Offense:**  
**Defense:**  
**Special Teams:**  
**Freshman:**

### Nov. 1

**Offense:**  
**Defense:**  
**Special Teams:**  
**Freshman:**

### Nov. 8

**Offense:**  
**Defense:**  
**Special Teams:**  
**Freshman:**

### Nov. 15

**Offense:**  
**Defense:**  
**Special Teams:**  
**Freshman:**

### Nov. 22

**Offense:**  
**Defense:**  
**Special Teams:**  
**Freshman:**

### Nov. 29

**Offense:**  
**Defense:**  
**Special Teams:**  
**Freshman:**

## CELEBRATING AG DAY

When Colorado State hosted Vanderbilt on Sept. 11, the school also celebrated Ag Day. Since 1981, Colorado State University has hosted the annual celebration to honor the school's agricultural roots. In 2010, the athletic department began incorporating that celebration into uniform colors when the Rams become the Aggies again for one day.

Colorado State wore a white helmet with a Ram logo last seen in 1968 along with orange jerseys and white pants. The orange jerseys represent the pumpkin color the Aggies wore as the school colors were pumpkin and alfalfa.

For more information on the Ag Day celebration from the University, visit [agsci.colostate.edu/AgDay](http://agsci.colostate.edu/AgDay).



## RAMS NEARLY 100% VACCINATED

Colorado State is nearly **100% vaccinated** against COVID-19, a point of pride for head coach Steve Addazio and the locker room as a whole. The Rams lost the opportunity to play four of their eight scheduled games in 2020, three due to COVID-19 complications and team leaders have all mentioned those moments as the driving force for unity within the locker room to all get vaccinated.

## R.A.M LIFE EXPANDING UNDER ADDAZIO

Under Steve Addazio, Colorado State's player development program was re-imagined - using Ohio State as a model - with the creation of **R.A.M. Life**. R.A.M stands for Real and Meaningful and provides Colorado State student-athletes with a playbook for life after football.

Each player, scholarship and walk-on, receives a tailored suit that is used for team travel as well as for job interviews. Program director **Ricky Santo** assists with resume workshops, organizing weekly speakers, and coordinates job fairs to help Colorado State student-athletes secure internships while they earn their degrees.

## WELCOME TO THE HALL, JOEL

Prior to the Vanderbilt game on Sept. 10, Colorado State officially inducted its 30th Hall of Fame which included former football Ram **Joel Dreessen** (2001-04). Dreessen was a 2004 honorable mention All-American by Sports Illustrated and Pro Football Weekly and won a conference championship in 2002.

After his CSU days, Dreessen was a sixth-round pick by the New York Jets and spent eight seasons in the NFL with the Jets, Texans, and Broncos before concluding his career in 2013.

Dreessen is the 74th former Ram football player to be inducted into the CSU Hall of Fame.

# NOTEBOOK



## CANVAS STADIUM

Canvas Stadium is the new name for Colorado State University's 36,500-capacity multipurpose stadium that opened on the school's Fort Collins campus in 2017. Canvas Credit Union received naming rights to the facility through a \$37.7 million partnership agreement announced in April 2018. The agreement, which stands as one of the largest collegiate athletic venue naming agreements in history, was part of an ambitious re-branding initiative being undertaken by the previously branded Public Service Credit Union, under the direction of company President and CEO Todd Marksberry.

The \$220 million, 727,000-square-foot stadium proved immensely popular and attractive to fans in its inaugural season of 2017, and drew rave reviews from local and national media, as well national television networks that broadcast Colorado State's games to large audiences. The Rams set an all-time attendance record with a total of 192,369 fans and a per-game average of 32,062, representing a 16-percent attendance increase from 2016—eighth-highest in all of college football. Season ticket sales also reached an all-time high of 15,477, a 40-percent increase from the 2016 total of 11,054.

The return of CSU football games to campus from Hughes Stadium in 2017 brought the pageantry and celebration of Rams game days back to the heart of the university for the first time in 50 years, providing countless new engagement opportunities for the entire university. The stadium's design embraces Colorado's natural beauty, topography and visual connections to the Rocky Mountains from campus and ensures functionality for both game-day and non-game day usage.

The agreement with Canvas Credit Union combined with \$20 million given in 2016 to name Sonny Lubick Field brings the total naming rights revenues at Colorado State to \$57 million for the stadium. This compares favorably with the recently announced \$69 million United Airlines Memorial Coliseum at University of Southern California and the \$41 million Alaska Airlines Field at Husky Stadium at the University of Washington. The Colorado State agreement with Canvas Credit Union is for 15 years and includes annual escalator clauses for inflation, as well as a signing bonus, in recognition of the visibility and success of the stadium.

## MOUNTAIN WEST SCHOOLS BY ELEVATION

UNIVERSITY	STADIUM	ELEVATION
1. Wyoming	War Memorial Stadium	7,220 ft.
2. Air Force	Falcon Stadium	7,163 ft.
3. New Mexico	Dreamstyle Stadium	5,312 ft.
<b>4. Colorado State</b>	<b>Canvas Stadium</b>	<b>5,004 ft.</b>
5. Utah State	Maverik Stadium	4,778 ft.
6. Nevada	Mackay Stadium	4,505 ft.
7. Boise State	Albertson Stadium	2,842 ft.
8. UNLV	Sam Boyd Stadium	2,030 ft.
9. Fresno State	Bulldog Stadium	352 ft.
10. San Jose State	CEFCU Stadium	82 ft.
11. San Diego State	SDCCU Stadium	46 ft.
12. Hawai'i	T.C. Ching Complex	18 ft.

## TOP CROWDS IN CANVAS

DATE	OPP.	ATT.
8/26/17	Oregon State	37,584
10/14/17	Nevada	36,765
10/13/18	New Mexico	36,514
10/28/17	Air Force	33,074
<b>9/3/21</b>	<b>South Dakota St.</b>	<b>32,327</b>
11/11/17	Boise State	32,166
10/26/18	Wyoming	32,125
9/8/18	Arkansas	31,894
8/25/18	Hawai'i	31,007

## 2021 RULE CHANGES

Each offseason, college football's rules and regulations are reviewed. The below are three changes that will be in place for the 2021 season.

### Team Area and Coaching Box

After evaluating the adjustment in 2020 for COVID-19 and to allow for social distancing, the Rules Committee has made a permanent extension of the Team Area and Coaching Box. On each side of the field, a team area in back of the limit line and between the 20-yard lines shall be marked for the exclusive use of substitutes, athletics trainers and other persons affiliated with the team. The front of the coaching box shall be marked with a solid line six feet outside the sideline between the 20-yard lines.

### Extra Periods

In Football Bowl Subdivision competition during the 2020 season, overtime accounted for an average of 16.8 additional plays per overtime period in those games. There shall be an equal number of possession series unless Team B scores other than on the try. Beginning with the second extra period, teams scoring a touchdown must attempt a two-point try. Although not illegal, a one-point try attempt by Team A will not result in a score. Beginning with the third extra period, a team's possession series will be one play for a two-point try from the three-yard line, unless relocated by penalty.

### Feigning Injuries Emphasis

Feigning an injury for any reason is unethical. An injured player must be given full protection under the rules, but feigning an injury is dishonest, unsportsmanlike, and contrary to the spirit of the rules. For questionable game action, an institution or conference has the option to consult the National Coordinator of Football Officials who would then facilitate a video review. After the review, the National Coordinator will communicate any findings with the Director of Athletics at the institution for further action.

## GRADUATED RAMS

Colorado State's 2021 roster includes 20 student-athletes who have already earned their degrees.

1. Cam Butler	11. Jordan Kress
2. Marshaun Cameron	12. Justice McCoy
3. Todd Centeio	13. Marcus McElroy
4. Linwood Crump	14. Scott Patchan
5. Joe Deline	15. Vince Picozzi
6. Ellison Hubbard	16. Brian Polendey
7. Elijah Johnson	17. Logan Stewart
8. Emmanuel Jones	18. Matt Valecce
9. Anthony Koclanakis	19. Barry Wesley
10. Adam Korutz	20. Keith Williams





# 2021 RAMS

## NUMERICAL ROSTER

	No.	NAME	POS.	HT	WT	CL	HOMETOWN/LAST SCHOOL
	80	Damir Abdullah	WR	6-4	195	Fr.-HS	West Covina, Calif. (Charter Oak)
	47	David Aggrey	RB	5-10	205	r-Jr.-SQ	Bronx, N.Y. (Rangeview)
0		Toby McBride	DL				Atlanta, Ga. (Langston Hughes)
1		Scott Patchan	DL				Waianae, Hawaii (Mililani)
1		A'Jon Vivens	RB				Fort Collins, Colo. (Fossil Ridge)
2		Justice McCoy	WR				Powell, Ohio (Olentangy Liberty)
3		E.J. Scott	WR				Ridgely, Md. (North Caroline/Boston College)
4		Rashad Ajayi	DB				Wareham, Mass. (Peddie)
4		Matt Valecce	QB				Norco, Calif. (Norco)
5		David Bailey	RB				Acton, Mass. (Acton-Boxborough)
5		Dequan Jackson	LB				Boulder, Colo. (Fairview)
6		Ty McCullouch	WR				Littleton, Colo. (Dakota Ridge/Fond du Lac)
7		Todd Centeio	QB				Demopolis, Ala. (Demopolis)
7		Linwood Crump	DB				Columbia, S.C. (Ridge View)
8		Tywan Francis	DB				Los Angeles, Calif. (Cathedral/N. Colorado)
9		Logan Stewart	DB				Pueblo, Colo. (Pueblo County)
10		Jordan Kress	WR				Tucker, Ga. (Tucker)
11		Henry Blackburn	DB				Palm Beach Gardens, Fla. (Dwyer/Temple)
12		Cam'Ron Carter	LB				Sudbury, Mass. (Lincoln-Sudbury/Boston College)
12		Giles Pooler	QB				Miami, Fla. (Columbus)
13		Bam Amina	LB				Fort Collins, Colo. (Poudre)
14		Brandon Guzman	DB				South Amboy, N.J. (Piscataway/Temple)
15		Brandon Hickerson-Rooks	LB				Steamboat Springs, Colo. (Steamboat Springs)
15		Jonah O'Brien	QB				Mead, Colo. (Mead)
16		Cam Butler	TE				Indianapolis, Ind. (Cathedral)
17		Jack Howell	DB				Cheshire, Conn. (Cheshire)
17		Evan Olaes	QB				Pompano Beach, Fla. (Deerfield Beach)
18		Thomas Pannunzio	WR				New Orleans, La. (Landry Walker)
19		Brandon Coleman	DB				Parkland, Fla. (Stoneman Douglas)
20		Langston Williams	DB				Orlando, Fla. (Olympia)
22		Dante Wright	WR				Palm Coast, Fla. (Flagler)
23		Mikell Harvey	DB				Pasadena, Calif. (Covina)
24		Kyjuan Herndon	WR				Slidell, La. (Northshore)
25		Robert Floyd	DB				Broomfield, Colo. (Holy Family)
26		Marshaun Cameron	DB				Jacksonville, Fla. (Trinity Christian)
26		Logan Ludwig	WR				Harrisburg, Pa. (Lackawanna CC)
27		Jaylen Thomas	RB				Chandler, Ariz. (Hamilton)
28		Christian Hunter	DB				Loganville, Ga. (Grayson)
29		Alex Berrouet	RB				Fontana, Calif. (Kaiser)
30		Chase Wilson	LB				Tifton, Ga. (Tift County)
32		Marcus McElroy, Jr.	RB				Jacksonville, Fla. (Robert E. Lee)
33		Manny Jones	DL				Hyrum, Utah (Mountain Crest)
34		Titus Jones	DB				Severn, Md. (Dematha/Boston College)
34		Grady Kelly	DL				Cartersville, Ga. (Woodland)
35		Joe DeLine	K				Kingston, Ga. (Woodland/Alabama A&M)
35		Aaron Moore	LB				Newark, N.J. (Central)
36		Payton Polson	LB				Navarre, Fla. (Navarre)
36		Kory Tacha	RB				Yorba Linda, Calif. (Murray State/Santa Ana)
37		Blake Beecher	RB				Johnson City, N.Y. (Johnson City/Boston College)
38		Griffin Vander Waerdt	DB				Loveland, Colo. (New Mexico/Mountain View)
38		Mason Veve	RB				Aurora, Colo. (Regis Jesuit)
39		Keenan Brown	WR				Roxborough, Colo. (ThunderRidge)
39		Sanjay Strickland	LB				Long Beach, Calif. (Mater Dei)
40		Dawson Menegatti	WR				Cypress, Texas (St. Thomas)
41		Tanner Arkin	TE				Fort Morgan, Colo. (Fort Morgan)
41		Ryan Stonehouse	P				Fort Morgan, Colo. (Fort Morgan)
42		Mohamed Kamara	LB				New Orleans, La. (Saint Augustine)
43		Troy Golden	LB				Moreno Valley, Calif. (Rancho Verde)
44		Nick Picozzi	TE				Arvada, Colo. (Arvada West)
45		Malakai Grant	LB				Aurora, Colo. (Mullen)
46		Devon Edwards	LB				Pueblo West, Colo. (Pueblo West)
							Fort Collins, Colo. (Poudre)
							Irvine, Calif. (Mater Dei)
							Duncanville, Texas (Duncanville)
							Oakland, Tenn. (Oakland)



## 2021 RAMS

No.	NAME	POS.	HT	WT	CL	HOMETOWN/LAST SCHOOL
97	Clay Nanke	DL	6-7	215	Fr.-HS	Denver, Colo. (Regis Jesuit)
72	Dirk Nelson	OL	6-3	300	So.-SQ	Visalia, Calif. (Central Valley Christian)
61	Sammy Norris	OL	6-0	285	Fr.-HS	Las Vegas, Nev. (Centennial)
15	Jonah O'Brien	QB	6-4	210	r-So.-SQ	Bartlett, Ill. (Bartlett/Eastern Illinois)
17	Evan Olaes	QB	6-0	200	Fr.-HS	North Las Vegas, Nev. (Legacy)
81	Dane Olson	WR	5-11	185	r-So.-SQ	San Diego, Calif. (San Marcos)
18	Thomas Pannunzio	WR	5-9	170	Sr.-3L	Pueblo, Colo. (Pueblo South)
1	Scott Patchan	DL	6-6	270	Gr.-1L	Tampa, Fla. (IMG Academy/Miami)
46	Cody Pettitt	LS	6-1	220	Fr.-HS	Fort Collins, Colo. (Fossil Ridge)
94	Devin Phillips	DL	6-2	305	Sr.-3L	Monroe, La. (Neville)
70	Joctavis Phillips	OL	6-4	315	r-Sr.-1L	West Monroe, La. (Neville)
44	Nick Picozzi	TE	6-4	250	r-Jr.-TR	Collegeville, Pa. (Lansdale Catholic/Temple)
76	Vincent Picozzi	OL	6-4	310	Gr.-TR	Collegeville, Pa. (Lansdale Catholic/Temple)
49	Cade Plath	FB	6-0	225	r-So.-1L	Chanhassen, Minn. (Chanhassen)
88	Brian Polendey	TE	6-5	260	r-Sr.-1L	Denton, Texas (Guyer/Miami)
36	Payton Polson	LB	6-0	215	r-So.-SQ	Highlands Ranch, Colo. (Valor Christian)
12	Giles Pooler	QB	6-4	210	Fr.-HS	Louisville, Ky. (St. Xavier)
95	Tyler Quinn	DL	6-3	280	Fr.-HS	DeSoto, Texas (Duncanville)
50	Cian Quiroga	DL	6-2	280	r-So.-SQ	Denver, Colo. (Valor Christian)
87	Jackson Ray	P	5-11	170	Fr.-HS	Chandler, Ariz. (Highland)
55	Cam Reddy	OL	6-2	310	r-Jr.-1L	Franklin, Mass. (Lawrence/Boston College)
86	Ross Reiter	LS	6-0	225	Sr.-3L	Phoenix, Ariz. (Brophy Prep)
86	Gerick Robinson	WR	5-8	180	Fr.-HS	Las Vegas, Nev. (Centennial)
3	E.J. Scott	WR	6-2	195	r-Sr.-2L	Atlanta, Ga. (McEachern)
50	Owen Snively	OL	6-5	305	r-Fr.-RS	Fremont, N.H. (Tilton)
9	Logan Stewart	DB	6-1	210	Gr.-2L	Loveland, Colo. (Mountain View/Iowa Central)
59	Grant Stewartson	OL	6-2	300	r-Fr.-RS	Castle Pines, Colo. (Highlands Ranch)
41	Ryan Stonehouse	P	5-11	185	Gr.-4L	La Verne, Calif. (Mater Dei)
39	Sanjay Strickland	LB	6-2	240	So.-SQ	Arvada, Colo. (Pomona)
36	Kory Tacha	RB	6-0	210	Fr.-HS	Limon, Colo. (Limon)
93	Jonathan Terry	K	6-0	200	r-Jr.-1L	Castle Rock, Colo. (Castle View)
27	Jaylen Thomas	RB	5-11	220	Jr.-1L	Colorado Springs, Colo. (Vista Ridge)
4	Matt Valecce	QB	6-5	225	r-Jr.-TR	Mamaroneck, N.Y. (Fordham Prep/Boston College)
38	Griffin Vander Waerd	DB	6-0	190	r-Fr.-RS	Parker, Colo. (Chaparral)
38	Mason Veve	RB	5-9	190	Fr.-HS	Erie, Colo. (Erie)
1	A'Jon Vivens	RB	5-11	200	r-Jr.-1L	Denver, Colo. (Mullen)
92	Mukendi Wa-Kalonji	DL	6-5	230	Fr.-HS	Aurora, Colo. (Grandview)
82	Dylan Walker	TE	6-5	250	r-Fr.-RS	Douglassville, Pa. (Pope John Paul II)
69	Barry Wesley	OL	6-7	310	r-Sr.-3L	Morrison, Colo. (Bear Creek)
84	Gary Williams	TE	6-2	240	r-Jr.-SQ	Charlotte, N.C. (Vance)
77	Keith Williams	OL	6-7	285	Gr.-2L	Baltimore, Md. (Overlea/Independence CC)
20	Langston Williams	DB	5-10	160	Fr.-HS	Aurora, Colo. (Eaglecrest)
30	Chase Wilson	LB	6-2	230	So.-1L	Arvada, Colo. (Ralston Valley)
22	Dante Wright	WR	5-9	180	Jr.-2L	Navarre, Fla. (Navarre)

## WHAT RETURNS...

Rushing Yards.....	97.9%
Passing Yards.....	25.9%
Receiving Yards.....	91.5%
Punt Return Yards.....	100.0%
Kick Return Yards.....	100.0%
Interceptions.....	100.0%
Scoring.....	86.5%
Total Offense.....	53.5%
All-Purpose Yards.....	95.7%
Field Goals.....	100.0%
Punting Yards.....	100.0%
Tackles.....	93.5%
Tackles for Loss.....	100.0%
Sacks.....	100.0%
Fumbles Recovered.....	100.0%
Fumbles Forced.....	100.0%

## Offensive Starts Returning

Vincent Picozzi, OL.....	(34)
Barry Wesley, OL.....	28
Cameron Butler, TE.....	20
Trey McBride, TE.....	20
Dante Wright, WR.....	15
Elijah Johnson, OL.....	(14)
Jordan Kress, WR.....	(14)
E.J. Scott, WR.....	11
Marcus McElroy, RB.....	11
David Bailey, RB.....	(8)
Keith Williams, OL.....	7
Brian Polendey, TE.....	(5)
Adam Korutz, OL.....	4
Cam Reddy, OL.....	4
Todd Centeio, QB.....	(2)
Kyle Helbig, TE.....	1
Ches Jackson, OL.....	1
Joctavis Phillips, OL.....	1
Nick Picozzi, TE.....	(1)

## Defensive Starts Returning

Manny Jones, DL.....	24
Devin Phillips, DL.....	24
Rashad Ajayi, DB.....	23
Ellison Hubbard, DL.....	21
Logan Stewart, DB.....	16
Dequan Jackson, LB.....	15
Marshaun Cameron, DB.....	11
Cam'ron Carter, LB.....	11
Scott Patchan.....	(10)
Mohamed Kamara, LB.....	7
Linwood Crump, DB.....	5
Toby McBride, DL.....	4
Henry Blackburn, DB.....	2
Tywan Francis, DB.....	2
Brandon Hickerson-Rooks, LB.....	2

## Offensive Starts Lost

John Blasco, OL.....	1
Scott Brooks, OL.....	12
Nate Craig-Myers, WR.....	5
Patrick O'Brien, QB.....	12

## Defensive Starts Lost

Keegan Bailey, DB.....	1
Quinn Brinnon, DB.....	3
Dajon Owens, DB.....	2
Livingston Paogofie, DL.....	5

## NUMERICAL ROSTER

46	Cody Pettitt.....	LS
47	David Aggrey.....	RB
47	Anthony Koclanakis.....	LB
49	Drew Kulick.....	LB
49	Cade Plath.....	FB
50	Cian Quiroga.....	DL
50	Owen Snively.....	OL
51	Justin Michael.....	OL
52	Adam Korutz.....	OL
53	Elijah Johnson.....	OL
54	Mike Ciaffoni.....	DL
55	Tavian Brown.....	LB
55	Cam Reddy.....	OL
56	Ches Jackson.....	OL
57	Elijah Jackson.....	LB
58	George Miki-Han.....	OL
59	Grant Stewartson.....	OL
60	Cole Feinauer.....	OL
61	Sammy Norris.....	OL
63	Alex Azusenis.....	OL
65	Tautai Li'o Marks.....	OL
68	Cam Bariteau.....	DL
69	Barry Wesley.....	OL
70	Joctavis Phillips.....	OL
71	Brian Crespo-Jaquez.....	OL
72	Dirk Nelson.....	OL
73	Gage Gaynor.....	OL
76	Vincent Picozzi.....	OL
77	Keith Williams.....	OL
79	Tex Elliott.....	OL
80	Damir Abdullah.....	WR
81	Dane Olson.....	WR
82	Dylan Walker.....	TE
83	Chris McEahern.....	WR
84	Gary Williams.....	TE
85	Trey McBride.....	TE
86	Ross Reiter.....	LS
86	Gerick Robinson.....	WR
87	Drake Martinez.....	TE
87	Jackson Ray.....	P
88	Brian Polendey.....	TE
89	Kyle Helbig.....	TE
90	Grady Kelly.....	DL
91	James Mitchell.....	DL
92	Mukendi Wa-Kalonji.....	DL
93	Jonathan Terry.....	K
94	Devin Phillips.....	DL
95	Cayden Camper.....	K
95	Tyler Quinn.....	DL
97	Clay Nanke.....	DL
98	Ellison Hubbard.....	DL





# Experience BREAKDOWN

## OFFENSE RETURNING LETTERMEN (20)

<b>Quarterbacks (1)</b>	<b>Wide Receivers (4)</b>
Todd Centeio	Ty McCullouch
	E.J. Scott
<b>Running Backs (4)</b>	Thomas Pannunzio
Christian Hunter	Dante Wright
Marcus McElroy	
Jaylen Thomas	<b>Offensive Line (7)</b>
A'Jon Vivens	Ches Jackson
	Elijah Johnson
<b>Tight Ends (4)</b>	Adam Korutz
Cameron Butler	Joctavis Phillips
Trey McBride	Cam Reddy
Brian Polendey	Barry Wesley
Cade Plath (FB)	Keith Williams

## DEFENSE RETURNING LETTERMEN (19)

<b>Defensive Line (5)</b>	<b>Linebackers (9)</b>	<b>Secondary (5)</b>
Ellison Hubbard	Bam Amina	Rashad Ajayi
Manny Jones	Tavian Brown	Henry Blackburn
Toby McBride	Cam'Ron Carter	Marshaun Cameron
Scott Patchan	Troy Golden	Tywan Francis
Devin Phillips	Brandon Hickerson-Rooks	Logan Stewart
	Dequan Jackson	
	Mohamed Kamara	
	Aaron Moore	
	Chase Wilson	

## SPECIALISTS (5)

Cayden Camper, K  
Joe DeLine, K/P  
Ross Reiter, LS  
Ryan Stonehouse, P  
Jonathan Terry, K

## CAREER CONSECUTIVE AND TOTAL STARTS BY YEAR ENTERING 2021

OFFENSE	Yr.	Total Starts	Consec. Starts	---Starts by Year---			
				2020	2019	2018	2017
Vincent Picozzi, OL	Gr.	(34)	-	6	9	13	6
Barry Wesley, OL	Sr.	28	28	4	12	12	-
Cameron Butler, TE	Gr.	20	-	0	3	10	7
Trey McBride, TE	Sr.	20	15	4	11	5	-
Dante Wright, WR	Jr.	15	3	3	12	-	-
Elijah Johnson, OL*	Sr.	(14)	4	4	0	0	0
Jordan Kress, WR	Gr.	(14)	0	2	12	-	-
E.J. Scott, WR	Sr.	11	5	4	6	1	-
Marcus McElroy, RB	Sr.	11	9	4	7	0	0
David Bailey, RB	Sr.	(8)	-	7	1	0	-
Keith Williams, OL	Gr.	7	-	3	4	-	-
Brian Polendey, TE	Sr.	(5)	4	4	1	0	0
Adam Korutz, OL	Gr.	4	4	4	0	0	0
Cam Reddy, OL	Jr.	4	4	4	0	0	-
Todd Centeio, QB	Sr.	(2)	-	1	0	(1)	0
Kyle Helbig, TE	So.	1	-	0	1	-	-
Ches Jackson, OL	Jr.	1	1	0	1	0	0
Joctavis Phillips, OL	Sr.	1	-	0	1	0	0
Nick Picozzi, TE	Jr.	(1)	-	1	0	-	-

DEFENSE	Yr.	Total Starts	Consec. Starts	---Starts by Year---			
				2020	2019	2018	2017
Manny Jones, DL	Gr.	24	9	4	11	8	1
Devin Phillips, DL	Sr.	24	-	2	12	10	0
Rashad Ajayi, DB	Sr.	23	4	4	7	12	0
Ellison Hubbard, DL	Gr.	21	1	1	8	12	0
Logan Stewart, DB	Gr.	16	16	4	12	0	0
Dequan Jackson, LB	Sr.	15	15	4	11	0	0
Marshaun Cameron, DB	Gr.	11	10	4	7	0	0
Cam'ron Carter, LB	Sr.	11	4	4	6	1	0
Scott Patchan, DL	Gr.	(10)	4	4	(6)	0	0
Mohamed Kamara, LB	Jr.	7	3	3	4	-	-
Linwood Crump, DB	Gr.	(5)	-	5	0	0	0
Toby McBride, DL*	Gr.	4	1	3	0	0	0
Henry Blackburn, DB	So.	2	2	2	-	-	-
Tywan Francis, DB	Sr.	2	-	1	0	1	0
Brandon Hickerson-Rooks, LB Sr.		2	-	2	-	-	-

Numbers in parentheses include starts at previous FBS school.  
Asterisk indicates starts during the 2016 season.

## GAME-OPENING DRIVES

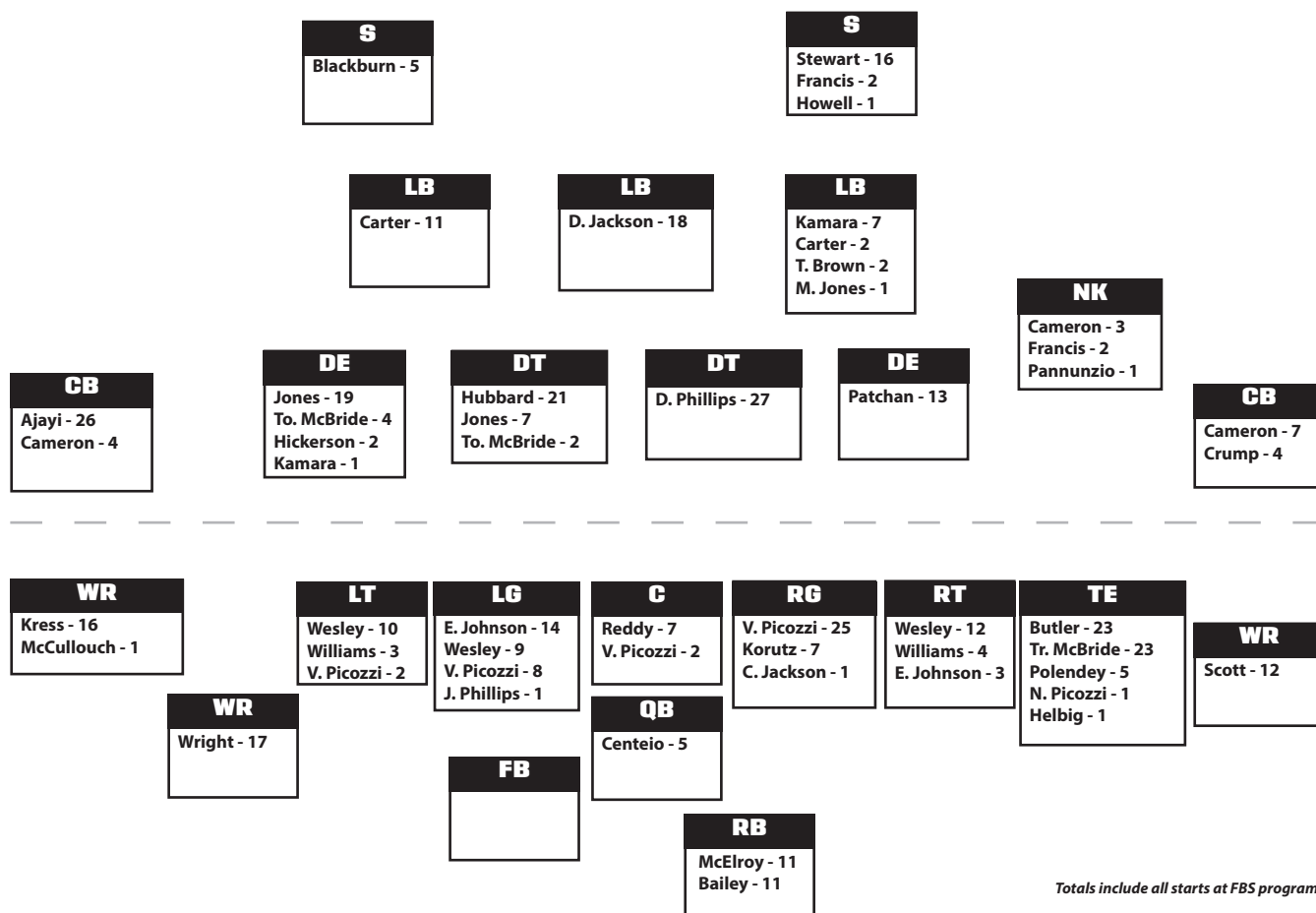
-----CSU-----					-----OPP-----			
Plays	Yds.	TOP	Result		Plays	Yds.	TOP	Result
South Dakota St.	3	0	0:58	Punt	3	3	0:40	Punt
Vanderbilt	5	75	2:03	TD	3	6	1:32	Punt
at Toledo	3	6	1:01	Punt	3	-3	2:06	Punt
at Iowa	-	-	-	-	-	-	-	-
San Jose State	-	-	-	-	-	-	-	-
at New Mexico	-	-	-	-	-	-	-	-
at Utah State	-	-	-	-	-	-	-	-
Boise State	-	-	-	-	-	-	-	-
at Wyoming	-	-	-	-	-	-	-	-
Air Force	-	-	-	-	-	-	-	-
at Hawai'i	-	-	-	-	-	-	-	-
Nevada	-	-	-	-	-	-	-	-

## SECOND HALF-OPENING DRIVES

-----CSU-----					-----OPP-----			
Plays	Yds.	TOP	Result		Plays	Yds.	TOP	Result
South Dakota St.	4	9	1:32	Downs	3	4	1:51	Punt
Vanderbilt	4	11	1:10	INT	3	0	0:38	Punt
at Toledo	3	2	1:16	Punt	5	49	1:45	Downs
at Iowa	-	-	-	-	-	-	-	-
San Jose State	-	-	-	-	-	-	-	-
at New Mexico	-	-	-	-	-	-	-	-
at Utah State	-	-	-	-	-	-	-	-
Boise State	-	-	-	-	-	-	-	-
at Wyoming	-	-	-	-	-	-	-	-
Air Force	-	-	-	-	-	-	-	-
at Hawai'i	-	-	-	-	-	-	-	-
Nevada	-	-	-	-	-	-	-	-



# Position STARTS



## OFFENSIVE GAME-BY-GAME STARTERS

OPPONENT	QB	RB	WR	WR	TE	LT	LG	C	RG	RT	11
South Dakota St	Centeio	Bailey	Wright	Kress	Tr. McBride	Wesley	V. Picozzi	Reddy	Korutz	Johnson	Butler (TE)
Vanderbilt	Centeio	Bailey	Wright	Kress	Tr. McBride	Wesley	V. Picozzi	Reddy	Korutz	Johnson	Butler (TE)
at Toledo	Centeio	Bailey	McCullouch	Scott	Tr. McBride	Wesley	V. Picozzi	Reddy	Korutz	Johnson	Butler (TE)
at Iowa											
San Jose State											
at at New Mexico											
at Utah State											
Boise State											
at Wyoming											
Air Force											
at Hawaii											
Nevada											

## DEFENSIVE GAME-BY-GAME STARTERS

OPPONENT	DE	DT	DT	DE	LB	LB	CB	S	S	CB	11
South Dakota St	Kamara	D. Phillips	M. Jones	Patchan	D. Jackson	Carter	Cameron	Francis	Blackburn	Ajayi	T. Brown (LB)
Vanderbilt	To. McBride	D. Phillips	M. Jones	Patchan	D. Jackson	Carter	Cameron	Francis	Blackburn	Ajayi	T. Brown (LB)
at Toledo	To. McBride	D. Phillips	M. Jones	Patchan	D. Jackson	Carter	Cameron	Howell	Blackburn	Ajayi	Pannunzio (NK)
at Iowa											
San Jose State											
at at New Mexico											
at Utah State											
Boise State											
at Wyoming											
Air Force											
at Hawaii											
Nevada											



# Explosive PLAYS

Yds	Type	Player	Opp.	Qtr.
70	PR	Pannunzio	Toledo	3*
36	Run	Vivens	Vandy	1
36	Pass	Centeio/Wright	SDSU	2
32	Run	Centeio	Vandy	2
30	Pass	Centeio/Wright	SDSU	4
29	Pass	Centeio/McBride	Toledo	3
29	Pass	Centeio/McBride	Vandy	4
27	Pass	Centeio/McBride	Vandy	1
21	Pass	Centeio/McBride	Toledo	3
21	Pass	Centeio/Bailey	Vandy	2
21	Pass	Centeio/McBride	Vandy	1
20	Run	Bailey	Vandy	2*
20	Pass	Centeio/Wright	Vandy	2
20	Pass	Centeio/McCullouch	SDSU	4
19	Run	McElroy	SDSU	4
16	Run	McElroy	SDSU	4
15	Run	Bailey	Toledo	2
13	Run	Bailey	Vandy	1
12	Run	Centeio	Toledo	1
12	Run	Bailey	Toledo	4

\* Indicates a touchdown-scoring play

## BY TYPE (TOUCHDOWNS)

Passing .....	10 (0)
Rushing .....	9 (1)
Defensive Return .....	0 (0)
Kickoff Return (30+).....	0 (0)
Punt Return (15+).....	1 (1)
<b>TOTALS .....</b>	<b>20 (1)</b>

## BY GAME

vs. South Dakota State.....	5 (0)
vs. Vanderbilt.....	9 (1)
at Toledo .....	6 (0)
at Iowa.....	--
vs. San Jose State.....	--
at New Mexico.....	--
at Utah State.....	--
vs. Boise State.....	--
at Wyoming .....	--
vs. Air Force.....	--
at Hawai'i .....	--
vs. Nevada .....	--

## BY QUARTER

1st.....	5 (0)
2nd.....	6 (1)
3rd.....	3 (1)
4th.....	6 (0)

## PASSING

Todd Centeio .....	9 (0)
--------------------	-------

## RECEIVING

Trey McBride.....	5 (0)
Dante Wright .....	3 (0)
David Bailey .....	1 (0)
Ty McCullouch .....	1 (0)

## RUSHING

David Bailey.....	4 (1)
Marcus McElroy .....	2 (0)
A'Jon Vivens .....	1 (0)
Todd Centeio.....	1 (0)

## DEFENSIVE RETURN

### KICK RETURN (30+)

### PUNT RETURN (15+)

Thomas Pannunzio .....	1 (1)
------------------------	-------

## GAME-BY-GAME NOTABLES

Opponent	Captains	Coin Toss	Kick or Receive	First Poss.	Kick Time	Game Length	Helmet Style	Jersey Color	Pants Color	Game Result
<b>South Dakota St</b>	Season Captains	Lost	Receive	Punt	7:40	3:26	Green	Green	Green	L, 23-42
<b>Vanderbilt</b>	Season Captains	Lost	Receive	TD	8:07	3:47	White	Orange	White	L-21-24
<b>at Toledo</b>	Season Captains	Lost	Kickoff	Punt	4:02	3:38	Green	White	Green	W, 22-6
<b>at Iowa</b>										
<b>San Jose State</b>										
<b>at New Mexico</b>										
<b>at Utah State</b>										
<b>Boise State</b>										
<b>at Wyoming</b>										
<b>Air Force</b>										
<b>at Hawaii</b>										
<b>Nevada</b>										



# Big Play BREAKDOWN

## TURNOVERS

Opponent	Forced by CSU				Pts. Off Margin	Forced by Opponent			
	Fum	INT	Tot	Pts Off		Fum	INT	Tot	Pts Off
South Dakota State	0	0	0	0	-7	1	1	2	7
Vanderbilt	1	0	1	7	0	0	1	1	7
at Toledo	1	0	1	3	0	1	0	1	3
at Iowa	-	-	-	-	-	-	-	-	-
San Jose State	-	-	-	-	-	-	-	-	-
at New Mexico	-	-	-	-	-	-	-	-	-
at Utah State	-	-	-	-	-	-	-	-	-
Boise State	-	-	-	-	-	-	-	-	-
at Wyoming	-	-	-	-	-	-	-	-	-
Air Force	-	-	-	-	-	-	-	-	-
at Hawaii	-	-	-	-	-	-	-	-	-
Nevada	-	-	-	-	-	-	-	-	-
<b>TOTAL</b>	<b>2</b>	<b>0</b>	<b>2</b>	<b>10</b>	<b>-7</b>	<b>2</b>	<b>2</b>	<b>4</b>	<b>17</b>

## COLORADO STATE BIG PLAYS

Opponent	Rushing				Passing				Special Teams		Defensive Plays	
	15-19	20-29	30-39	40+	20-29	30-39	40-49	50+	Block	Ret. TD	INT	TD
South Dakota State	2	0	0	0	1	2	0	0	0	0	0	0
Vanderbilt	0	1	2	0	5	0	0	0	0	0	0	0
at Toledo	1	0	0	0	2	0	0	0	0	1	0	0
at Iowa	-	-	-	-	-	-	-	-	-	-	-	-
San Jose State	-	-	-	-	-	-	-	-	-	-	-	-
at New Mexico	-	-	-	-	-	-	-	-	-	-	-	-
at Utah State	-	-	-	-	-	-	-	-	-	-	-	-
Boise State	-	-	-	-	-	-	-	-	-	-	-	-
at Wyoming	-	-	-	-	-	-	-	-	-	-	-	-
Air Force	-	-	-	-	-	-	-	-	-	-	-	-
at Hawaii	-	-	-	-	-	-	-	-	-	-	-	-
Nevada	-	-	-	-	-	-	-	-	-	-	-	-
<b>TOTAL</b>	<b>3</b>	<b>1</b>	<b>2</b>	<b>0</b>	<b>8</b>	<b>2</b>	<b>0</b>	<b>0</b>	<b>0</b>	<b>1</b>	<b>0</b>	<b>0</b>

## OPPONENT BIG PLAYS

Opponent	Rushing				Passing				Special Teams		Defensive Plays	
	15-19	20-29	30-39	40+	20-29	30-39	40-49	50+	Block	Ret. TD	INT	TD
South Dakota State	1	0	2	1	3	0	1	0	0	0	1	0
Vanderbilt	1	0	0	0	3	0	0	0	1	0	1	0
at Toledo	1	0	0	0	2	1	1	0	0	0	0	0
at Iowa	-	-	-	-	-	-	-	-	-	-	-	-
San Jose State	-	-	-	-	-	-	-	-	-	-	-	-
at New Mexico	-	-	-	-	-	-	-	-	-	-	-	-
at Utah State	-	-	-	-	-	-	-	-	-	-	-	-
Boise State	-	-	-	-	-	-	-	-	-	-	-	-
at Wyoming	-	-	-	-	-	-	-	-	-	-	-	-
Air Force	-	-	-	-	-	-	-	-	-	-	-	-
at Hawaii	-	-	-	-	-	-	-	-	-	-	-	-
Nevada	-	-	-	-	-	-	-	-	-	-	-	-
<b>TOTAL</b>	<b>3</b>	<b>0</b>	<b>2</b>	<b>1</b>	<b>8</b>	<b>1</b>	<b>2</b>	<b>0</b>	<b>1</b>	<b>0</b>	<b>2</b>	<b>0</b>

## SCORING DRIVES

Opponent	No.	Plays	Yards	Time	TD Drives	Plays	Yards	Time
South Dakota State	4	11.5	70.7	3:47	3	12	75.0	3:43
Vanderbilt	3	5.7	63.0	1:43	3	5.7	63.0	1:43
at Toledo	5	9.0	37.2	3:22	0	0	0	0:00
at Iowa	-	-	-	-	-	-	-	-
San Jose State	-	-	-	-	-	-	-	-
at New Mexico	-	-	-	-	-	-	-	-
at Utah State	-	-	-	-	-	-	-	-
Boise State	-	-	-	-	-	-	-	-
at Wyoming	-	-	-	-	-	-	-	-
Air Force	-	-	-	-	-	-	-	-
at Hawaii	-	-	-	-	-	-	-	-
Nevada	-	-	-	-	-	-	-	-
<b>AVERAGE</b>	<b>4</b>	<b>8.7</b>	<b>56.9</b>	<b>2:57</b>	<b>6</b>	<b>8.6</b>	<b>69.0</b>	<b>2:43</b>





# The Last Time A RAM...

## PASSING

### Pass Yards

Stat	Individual	Total	Opponent	Date
500+	K.J. Carta-Samuels	537	Hawai'i	8/25/18
450+	K.J. Carta-Samuels	537	Hawai'i	8/25/18
400+	Patrick O'Brien	420	at UNM	10/11/19
350+	Patrick O'Brien	405	Toledo	9/21/19
300+	Todd Centeio	304	SD State	9/3/21

### Touchdown Passes

Stat	Individual	Total	Opponent	Date
6	Mark Driscoll	6	Nevada	10/19/74
5	K.J. Carta-Samuels	5	Hawai'i	8/25/18
4	Collin Hill	4	W. Illinois	9/7/19

### Pass Attempts

Stat	Individual	Total	Opponent	Date
50+	Patrick O'Brien	52	Toledo	9/21/19
40+	Todd Centeio	42	SD State	9/3/21
30+	Todd Centeio	38	Vandy	9/11/21

### Pass Completions

Stat	Individual	Total	Opponent	Date
35+	Garrett Grayson	36	Boise St.	9/6/14
30+	Patrick O'Brien	32	Toledo	9/21/19
25+	Todd Centeio	29	SD State	9/3/21

### Completion Pct. (Min. 15 Attempts)

Stat	Individual	Total	Opponent	Date
85%+	Garrett Grayson	18-21	Wyoming	10/25/14
80%+	Nick Stevens	26-32	SJSU	11/18/17
75%+	Collin Hill	25-32	W. Illinois	9/7/19

## RECEIVING

### Receiving Yards

Stat	Individual	Total	Opponent	Date
250+	Michael Gallup	263	vs. Nevada	10/14/17
200+	Warren Jackson	213	at UNM	10/11/19
150+	Warren Jackson	178	at Fresno	10/26/19

### Touchdown Receptions

Stat	Individual	Total	Opponent	Date
4	Rashard Higgins	4	Tulsa	10/4/14
3	Preston Williams	3	at AFA	11/22/18

### Receptions

Stat	Individual	Total	Opponent	Date
14+	Jeff Champine	14	New Mexico	10/29/83
12+	Trey McBride	13	SD State	9/3/21
10+	Dante Wright	10	Wyoming	11/5/20

### Long Reception

Stat	Individual	Total	Opponent	Date
90+	Ron Harris	94	UNC	9/24/77
80+	Warren Jackson	87	at UNM	10/11/19
70+	Dante Wright	75	Arkansas	9/14/19

### Two Players with 100+ Receiving Yards

Trey McBride (116), Dante Wright (103) vs. South Dakota State (9/3/21)

## RUSHING

### Rushing Yards

Stat	Individual	Total	Opponent	Date
300+	Kapri Bibbs	312	Nevada	11/9/13
250+	Kapri Bibbs	312	Nevada	11/9/13
200+	Marvin Kinsey, Jr.	246	Toledo	9/21/19
150+	Marvin Kinsey, Jr.	246	Toledo	9/21/19

### Rush Attempts

Stat	Individual	Total	Opponent	Date
40+	Kyle Bell	40	vs. CU	9/1/07
35+	Kapri Bibbs	38	at New Mexico	11/16/13
30+	David Bailey	30	Toledo	9/18/21

### Rush Touchdowns

Stat	Individual	Total	Opponent	Date
6	Kapri Bibbs	6	at New Mexico	11/16/13
5	Dee Hart	5	New Mexico	11/22/14
4	Dee Hart	5	New Mexico	11/22/14
3	Dee Hart	5	New Mexico	11/22/14

### Long Rush

Stat	Individual	Total	Opponent	Date
80+	Kapri Bibbs	85	Nevada	11/9/13
50+	Marvin Kinsey Jr.	74	Toledo	9/21/19

### Two Players Rush for 100+ Yards

Izzy Matthews (104) and Dalyn Dawkins (103) at San Diego State, 11/26/16

### Three Players Rush for 100+ Yards

Karvin Kinsey, Jr. (127), Izzy Matthews (107) and Dalyn Dawkins (102), New Mexico, 11/19/16

## DEFENSE

### Tackles

Stat	Individual	Total	Opponent	Date
25+	Eric Tippeconnic	27	at Arkansas	9/29/90
20+	Adam Lancisero	20	at Utah	11/6/04
15+	Jamal Hicks	15	Boise State	11/29/19

### Sacks

Stat	Individual	Total	Opponent	Date
4+	Guy Miller	4.5	UNLV	10/16/10
3+	Jan-Philip Bombek	3.0	SJSU	10/6/18

### Five Players Record A Sack

M. Kamara (2.5), D. Phillips (1), S. Patchan (1), C. Carter (1), T. McBride (.5) vs. Toledo, 9/18/21

### Interception Returned for TD...

Marshaun Cameron, 30 yards, vs. Wyoming, 11/5/20

### Fumble Returned for TD...

Mohamed Kamara, 63 yards, vs. Air Force, 11/16/19

### Forced Safety...

[Team], UTSA, 9/26/15

## TEAM

### Total Offense

Stat	Total	Opponent	Date
650+	694	Toledo	9/21/19
600+	694	Toledo	9/21/19
550+	551	at UNM	10/11/19
500+	551	at UNM	10/11/19

### Points Scored

Stat	Total	Opponent	Date
70+	76	at UTEP	10/27/73
60+	63	at SDSU	11/26/16
50+	52	Boise State	11/11/17
40+	41	at Fresno	10/26/19

### Offensive Plays

Stat	Total	Yards	Opponent	Date
100+	109	626	Boise State	11/2/13
90+	90	694	Toledo	9/21/19
80+	89	462	SD State	9/3/21

### Yards Per Play

Stat	Total	Opponent	Date
10.0+	10.3	at Hawai'i	9/30/17
9.0+	10.3	at Hawai'i	9/30/17
8.0+	8.5	W. Illinois	9/7/19

### Passes Intercepted

Stat	Total	Opponent	Date
6	6	West Virginia	11/18/78
5	5	at New Mexico	11/17/01
4	5	at New Mexico	11/17/01
3	3	Oregon State	8/26/17

### Sacks

Stat	Total	Opponent	Date
7	7	W. Illinois	9/7/19

### Forced Fumbles

Stat	Total	Opponent	Date
7	7	Wyoming	11/16/00

## SPECIAL TEAMS

### Kickoff Returned for TD...

Anthony Hawkins (99 yds) vs. UNLV, 11/2/19

### Punt Returned for TD...

Thomas Pannunzio (70 yds) vs. Toledo, 9/18/21

### Blocked A Punt...

Troy Golden, at Utah State, 9/28/19

### Blocked A Field Goal...

DeAndre Elliott, at New Mexico, 11/21/15



# The Last Time AN OPPONENT...

## INDIVIDUAL

30 Rushing Attempts	36	Gerold Bright, Utah State; Sept. 28, 2019
200 Yards Rushing	228	Bryant Koback, Toledo; Sept. 21, 2019
150 Yards Rushing	154	Xavier Valladay, Wyoming; Nov. 22, 2019
4 Touchdowns Rushing	4	Tim McVey, Air Force; Nov. 12, 2016
3 Touchdowns Rushing	3	Bryant Koback, Toledo; Sept. 21, 2019
400 Yards Passing	404	Ty Gangi, Nevada; Nov. 10, 2018
350 Yards Passing	404	Ty Gangi, Nevada; Nov. 10, 2018
50 Pass Attempts	51	Joe Gray, San Jose State; Nov. 1, 2014
40 Pass Attempts	42	Ken Seals, Vanderbilt; Sept. 11, 2021
35 Pass Attempts	36	Jaylon Henderson, Boise State; Nov. 29, 2019
30 Pass Completions	32	Jake Haener, Fresno State; Oct. 29, 20
25 Pass Completions	27	Ken Seals, Vanderbilt; Sept. 11, 2021
20 Pass Completions	22	Carter Bradley, Toledo; Sept. 18, 2021
4 Touchdown Passes	4	Ty Gangi, Nevada; Nov. 10, 2018
400 Yards Total Offense	411	Ty Gangi, Nevada; Nov. 10, 2018
300 Yards Total Offense	305	Nick Starkel, Arkansas; Sept. 14, 2019
10 Receptions	11	Laviska Shenault, Colorado; Aug. 31, 2018
200 Receiving Yards	208	Laviska Shenault, Colorado; Aug. 31, 2018
3 Touchdown Receptions	3	Kendal Keys, UNLV; Nov. 14, 2015
3 Field Goals Made	3	Ryan Meskell, Hawai'i; Aug. 25, 2018
2 Pass Interceptions	3	Luq Barcoo, SDSU; Oct. 5, 2019
50-Yard Field Goal	54	Connor Limpert, Arkansas; Sept. 14, 2019
60-Yard Punt	72	Bailey Flint, Toledo; Sept. 21, 2019
Kickoff Return For Touchdown	93	Jordan Byrd, San Diego State; Dec. 5, 2020
Punt Return For Touchdown	90	BJ Busbee, San Diego State; Dec. 5, 2020
Fumble Return For Touchdown	8	David Woodward, Utah State; Sept. 28, 2019
Interception Return For Touchdown	99	Zane Lewis, Air Force; Nov. 16, 2019
Punt Block For Touchdown	20	DJ Schramm, Boise State; Nov. 12, 2020

## OPPONENT

## TEAM

30 First Downs	30	Air Force; Nov. 22, 2018
400 Yards Rushing	436	Toledo; Sept. 21, 2019
300 Yards Rushing	436	Toledo; Sept. 21, 2019
60 Rushing Attempts	67	Air Force; Nov. 22, 2018
50 Rushing Attempts	50	Wyoming; Nov. 2, 2019
4 Rushing Touchdowns	4	South Dakota State; Sept. 3, 2021
400 Yards Passing	404	Nevada; Nov. 10, 2018
50 Pass Attempts	51	San Jose State; Nov. 1, 2014
40 Pass Attempts	43	Toledo; Sept. 18, 2021
30 Pass Completions	31	Hawai'i; Sept. 30, 2017
4 Touchdown Passes	4	Nevada; Nov. 10, 2018
600 Yards Total Offense	636	Nevada; Nov. 10, 2018
80 Total Plays	80	Wyoming; Nov. 5, 2020
4 Turnovers Forced	4	Colorado; Aug. 30, 2019
0 Turnovers Given Up	0	South Dakota State; Sept. 3, 2021
2 Players In Game/100 Yards Rushing	2	Toledo; Sept. 21, 2019
3 Players In Game/100 Yards Rushing	3	Air Force; Sept. 30, 1989
2 Players In Game/100 Yards Receiving	2	Colorado; Aug. 31, 2018
100-yd. Rusher and 100-yd. Receiver		Wyoming; Nov. 5, 2020
100-yd. Rusher and 200-yd. Receiver		Colorado; Aug. 31, 2018
10 or Fewer First Downs	9	Northern Colorado; Sept. 10, 2011
4 Passes Had Intercepted	5	New Mexico; Nov. 17, 2001
100 Yards Or Fewer Rushing	89	Boise State; Nov. 12, 2020
50 Yards Or Fewer Rushing	14	Toledo; Sept. 18, 2021
300 Yards Or Fewer Total Offense	284	Toledo; Sept. 18, 2021
Scored a Safety	1	San Jose State; Oct. 6, 2018
Blocked Punt	1	Vanderbilt; Sept. 11, 2021
Blocked Field Goal	1	Boise State; Nov. 12, 2020
2-Point Conversion	1	Hawai'i; Oct. 26, 2013
35:00 Time Of Possession	36:24	Boise State; Nov. 29, 2018
50 Points Scored	55	Arkansas; Sept. 14., 2019
Shutout	13-0	Utah State; Nov. 23, 2013
0 Points Scored 1st Quarter	0	Toledo; Sept. 18, 2021
0 Points Scored, 1st Half	0	UNLV; Nov. 2, 2019
0 Points Scored Through 3 Quarters	0	Fresno State; Nov. 5, 2016
0 Points Scored, 4th Quarter	0	Nevada; Nov. 10, 2018
0 Points Scored, 2nd Half	0	Colorado; Sept. 1, 2017



# Drive SUMMARIES

<b>Sept. 3 vs. South Dakota State</b>	<b>Qtr.</b>	<b>Time</b>	<b>Plays</b>	<b>Yds.</b>	<b>Elapsed</b>
Bailey 5 rush (Camper kick)	2	11:51	17	75	5:31
Camper 35 kick	2	1:27	10	58	4:02
Centeio to Bailey, 11 pass (2-pt failed)	4	12:53	10	75	3:36
Thomas 4 rush (Camper kick)	4	6:33	9	75	2:02

<b>Sept. 11 vs. Vanderbilt</b>	<b>Qtr.</b>	<b>Time</b>	<b>Plays</b>	<b>Yds.</b>	<b>Elapsed</b>
Centeio to Bailey, 3 pass (Camper kick)	1	12:57	7	75	2:03
Bailey 20 rush (Camper kick)	2	14:08	3	27	0:45
Centeio to McBride, 3 pass (Camper kick)	4	3:07	9	67	2:22

<b>Sept. 18 at Toledo</b>	<b>Qtr.</b>	<b>Time</b>	<b>Plays</b>	<b>Yds.</b>	<b>Elapsed</b>
Camper 31 kick	1	5:15	15	70	5:21
Camper 42 kick	3	8:30	9	39	3:25
Pannunzio 70 punt return (Camper kick)	3	3:03	-	-	-
Camper 29 kick	4	7:45	9	26	3:13
Camper 47 kick	4	5:25	4	5	1:30
Camper 23 kick	4	1:00	8	46	3:23

<b>Sept. 25 vs. Iowa</b>	<b>Qtr.</b>	<b>Time</b>	<b>Plays</b>	<b>Yds.</b>	<b>Elapsed</b>
--------------------------	-------------	-------------	--------------	-------------	----------------

<b>Oct. 9 vs. San Jose State</b>	<b>Qtr.</b>	<b>Time</b>	<b>Plays</b>	<b>Yds.</b>	<b>Elapsed</b>
----------------------------------	-------------	-------------	--------------	-------------	----------------

<b>Oct. 16 at New Mexico</b>	<b>Qtr.</b>	<b>Time</b>	<b>Plays</b>	<b>Yds.</b>	<b>Elapsed</b>
------------------------------	-------------	-------------	--------------	-------------	----------------

<b>Oct. 22 at Utah State</b>	<b>Qtr.</b>	<b>Time</b>	<b>Plays</b>	<b>Yds.</b>	<b>Elapsed</b>
------------------------------	-------------	-------------	--------------	-------------	----------------

<b>Oct. 30 vs. Boise State</b>	<b>Qtr.</b>	<b>Time</b>	<b>Plays</b>	<b>Yds.</b>	<b>Elapsed</b>
--------------------------------	-------------	-------------	--------------	-------------	----------------

<b>Nov. 6 at Wyoming</b>	<b>Qtr.</b>	<b>Time</b>	<b>Plays</b>	<b>Yds.</b>	<b>Elapsed</b>
--------------------------	-------------	-------------	--------------	-------------	----------------

<b>Nov. 13 vs. Air Force</b>	<b>Qtr.</b>	<b>Time</b>	<b>Plays</b>	<b>Yds.</b>	<b>Elapsed</b>
------------------------------	-------------	-------------	--------------	-------------	----------------

<b>Nov. 20 at Hawai'i</b>	<b>Qtr.</b>	<b>Time</b>	<b>Plays</b>	<b>Yds.</b>	<b>Elapsed</b>
---------------------------	-------------	-------------	--------------	-------------	----------------

<b>Nov. 27 vs. Nevada</b>	<b>Qtr.</b>	<b>Time</b>	<b>Plays</b>	<b>Yds.</b>	<b>Elapsed</b>
---------------------------	-------------	-------------	--------------	-------------	----------------

## DRIVE SUPERLATIVES

**Longest TD Drive (Yards)** - 75 yards (four times)

**Shortest TD Drive (Yards)** - 27 yards, Bailey 20 rush vs. Vanderbilt

**Longest TD Drive (Time)** - 5:31, Bailey 5 rush vs. South Dakota State

**Shortest TD Drive (Time)** - 0:45, Bailey 20 rush vs. Vanderbilt

**Most Plays on TD Drive** - 17 plays, Bailey 5 rush vs. South Dakota State

**Fewest Plays on TD Drive** - 3 plays, Bailey 20 rush vs. Vanderbilt





## Game RECAPS

## GAME 1



SCORE	1	2	3	4	OT	FINAL
South Dakota St.	7	14	14	7	-	42
Colorado St.	0	10	0	13	-	23

GAME DETAILS	
Date	Sept. 3, 2021
Kick Time	7:40 p.m. MT
Stadium	Canvas Stadium
Location	Fort Collins, Colo.
Attendance	32,327

**FORT COLLINS, Colo. (AP)** — Chris Oladokun passed for 224 yards with two touchdowns and ran for another, Pierre Strong, Jr. rushed for two more scores as South Dakota State thundered past Colorado State 42-23 on Friday night.

Oladokun, who came to SDSU as a graduate transfer (Samford, USF) over the summer was 18-for-28 passing without an interception. Strong piled up 106 yards by halftime, finishing with 138. Sophomore Isaiah Davis rushed for 84 yards and a TD, most in the second half. Jadon Janke caught six passes for 92 yards and a pair of touchdowns.

The Rams failed to convert a risky fourth-and-1 in their own territory on their first possession of the third quarter when David Bailey was stopped for no gain at the 38. The Jackrabbits scored in two plays when Oladokun passed for 21 and 17 yards, the latter to Janke, pushing the lead to 28-10.

After pinning South Dakota State at the 3 with a deep punt, Colorado State regained possession at midfield, but Todd Centeio was sacked and fumbled. Davis capped SDSU's eight play drive with three straight carries including a fourth-down conversion from the 3 and a touchdown from the 2.

## GAME BREAKDOWN

	SDST	CSU
<b>FIRST DOWNS</b>	22	28
Rushing	10	7
Passing	11	21
Penalty	1	0
<b>NET YARDS RUSHING</b>	242	124
Rushing Attempts	34	40
Average Per Rush	7.1	3.1
Rushing Touchdowns	4	2
Yards Gained Rushing	254	141
Yards Lost Rushing	12	17
<b>NET YARDS PASSING</b>	224	338
Completions-Attempts-Int	18-28-0	33-49-1
Average Per Attempt	8.0	6.9
Average Per Completion	12.4	10.2
Passing Touchdowns	2	1
<b>TOTAL OFFENSE YARDS</b>	466	462
Total offense plays	62	89
Average Gain Per Play	7.5	5.2
<b>Fumbles: Number-Lost</b>	1-0	1-1
<b>Penalties: Number-Yards</b>	6-42	5-50
<b>PUNTS-YARDS</b>	4-168	4-220
Average Yards Per Punt	42.0	55.0
Net Yards Per Punt	40.0	53.5
Inside 20	1	2
50+ Yards	0	3
Touchbacks	0	0
Fair catch	2	0
<b>KICKOFFS-YARDS</b>	7-455	4-245
Average Yards Per Kickoff	65.0	61.2
Net Yards Per Kickoff	40.0	36.8
Touchbacks	7	4
Fair Catch Yards	0	0
<b>Punt returns: Number-Yards-TD</b>	0-6-0	0-8-0
Average Per Return	0.0	0.0
<b>Kickoff returns: Number-Yards-TD</b>	1--2-0	0-0-0
Average Per Return	-2.0	0.0
<b>Interceptions: Number-Yards-TD</b>	1-0-0	0-0-0
<b>Fumble Returns: Number-Yards-TD</b>	0-0-0	0-0-0
<b>Miscellaneous Yards</b>	0	0
<b>Possession Time</b>	30:27	29:33
1st Quarter	7:26	7:34
2nd Quarter	7:04	7:56
3rd Quarter	9:18	5:42
4th Quarter	6:39	8:21
<b>Third-Down Conversions</b>	5 of 11	10 of 19
<b>Fourth-Down Conversions</b>	1 of 1	2 of 4
<b>Red-Zone Scores-Chances</b>	5-5	4-5
Touchdowns	5-5	3-5
Field goals	0-5	1-5
<b>Sacks By: Number-Yards</b>	3-0	0-0
<b>PAT Kicks</b>	6-6	2-2
<b>Field Goals</b>	0-1	1-2
<b>Points off turnovers</b>	7	0

## GAME NOTES

- **Coin Toss/Result:** SDSU wins, defers; CSU receives
- **Welcome Back:** Fans returned to Canvas Stadium for the first time since 2019, and led by a large student section, the announced crowd of 32,327 was the fifth largest in facility history.
- **First Start:** Offensively, Jordan Kress (WR), David Bailey (RB) and Vincent Picozzi (OL), made their first starts for the Rams. All three are transfers from other programs. Defensively, redshirt sophomore Tavian Brown was at linebacker in his eighth career game.
- **First CSU action:** Mike Ciaffoni (DL), Devin Edwards (LB), Tautai Li'o Marks (OL) played in their first games at Colorado State.
- **Fresh Faces:** Robert Floyd, a walk-on, Gerick Robinson (WR) and Evan Olaes (QB) were the only true freshman to play in the game for Colorado State.

## SCORING SUMMARY

Team	Qtr	Time	Scoring Play	Pl.	TOP	Score
SDST	1st	02:22	Strong,Pierre 48 yd run (Frahm kick)	3-71	0:45	7-0
CSU	2nd	11:51	Bailey,David 1 yd run (Camper kick)	17-75	5:31	7-7
SDST	2nd	05:29	Janke,Jadon 10 yd pass from (Frahm kick)	12-75	6:22	14-7
CSU	2nd	01:27	Camper,Cayden 35 yd field goal	10-58	4:02	14-10
SDST	2nd	00:49	Strong,Pierre 12 yd run (Frahm kick)	6-75	0:38	21-10
SDST	3rd	10:56	Janke,Jadon 17 yd pass from (Frahm kick)	2-38	0:41	28-10
SDST	3rd	01:29	Davis,Isaiah 2 yd run (Frahm kick)	7-46	4:08	35-10
CSU	4th	12:53	Bailey,David 11 yd pass from Centeio (2PT failed)	10-75	3:36	35-16
SDST	4th	08:35	Oladokun,Chris 11 yd run (Frahm kick)	7-75	4:18	42-16
CSU	4th	06:33	Thomas,Jaylen 4 yd run (Camper kick)	9-75	2:02	42-23

## STATISTICS LEADERS

## Colorado State

PASSING	C-A-I	Yds	TD	LG	SACK
Centeio,Todd	29-42-0	304	1	36	2
Olaes,Evan	3-6-1	22	0	8	1
McCoy,Justice	1-1-0	12	0	12	0
<b>TOTALS</b>	<b>33-49-1</b>	<b>338</b>	<b>1</b>	<b>36</b>	<b>3</b>

RUSHING	No.	Gain	Loss	Net	TD	LG	Avg.
Bailey, David	19	49	3	46	1	9	2.4
McElroy, Jr., Marcus	2	35	0	35	0	19	17.5
Olaes, Evan	6	19	3	16	0	8	2.7
Vivens, AJon	3	11	0	11	0	9	3.7
Centeio, Todd	8	21	11	10	0	8	1.2
Thomas, Jaylen	2	6	0	6	1	4	3.0
<b>TOTALS</b>	<b>40</b>	<b>141</b>	<b>17</b>	<b>124</b>	<b>2</b>	<b>19</b>	<b>3.1</b>

RECEIVING	No.	Yds	TD	LG
McBride,Trey	13	116	0	17
Wright,Dante	6	103	0	36
McCullough,Ty	3	36	0	20
Bailey,David	3	23	1	11
Williams,Gary	2	14	0	7
Scott,E.J.	2	12	0	9
Kress,Jordan	1	12	0	12
Centeio,Todd	1	12	0	12
McCoy,Justice	1	8	0	8
Vivens,AJon	1	2	0	2
<b>TOTALS</b>	<b>33</b>	<b>338</b>	<b>1</b>	<b>36</b>

## South Dakota State

PASSING	C-A-I	Yds	TD	LG	SACK
Oladokun,Chris	18-28-0	224	2	46	0

RUSHING	No.	Gain	Loss	Net	TD	LG	Avg.
Strong,Pierre	13	143	5	138	2	48	10.6
Davis,Isaiah	15	88	4	84	1	32	5.6
Oladokun,Chris	2	19	0	19	1	11	9.5
Johnson,Amar	3	4	0	4	0	3	1.3
TEAM	1	0	3	-3	0	0	-3.0
<b>TOTALS</b>	<b>34</b>	<b>254</b>	<b>12</b>	<b>242</b>	<b>4</b>	<b>48</b>	<b>7.1</b>

RECEIVING	No.	Yds	TD	LG
Janke,Jadon	6	92	2	46
Kraft,Tucker	5	53	0	21
Janke,Jaxon	3	58	0	22
Strong,Pierre	3	8	0	4
Bauer,Canyon	1	13	0	13
<b>TOTALS</b>	<b>18</b>	<b>224</b>	<b>2</b>	<b>46</b>

## Game RECAPS

## GAME 2



SCORE	1	2	3	4	OT	FINAL
Vanderbilt	0	7	14	3	-	24
Colorado State	7	7	0	7	-	21

## GAME DETAILS

Date	Sept. 11, 2021
Kick Time	8:00 p.m. MT
Stadium	Canvas Stadium
Location	Fort Collins, Colo.
Attendance	27,233

**FORT COLLINS, Colo.** — Colorado State jumped out to a 14-0 lead mid-way through the 2nd quarter and was firing on all cylinders, but the Rams were ultimately unable to land a knockout blow and allowed Vanderbilt to come back for a 24-21 victory.

After tying the game on a 3-yard touchdown pass to Trey McBride on 4th and Goal, Colorado State allowed the Commodores to drive it 55 yards, aided by a 15-yard targeting call and 15-yard pass interference call, for the game-winning field goal.

After racking up 305 yards in the first half, the Rams only managed to tally 160 in the second half and just 44 in the third quarter.

## GAME BREAKDOWN

	VU	CSU
<b>FIRST DOWNS</b>	21	20
Rushing	4	8
Passing	11	12
Penalty	6	0
<b>NET YARDS RUSHING</b>	104	207
Rushing Attempts	37	33
Average Per Rush	2.8	6.3
Rushing Touchdowns	1	1
Yards Gained Rushing	121	212
Yards Lost Rushing	17	5
<b>NET YARDS PASSING</b>	238	238
Completions-Attempts-Int	27-42-0	20-38-1
Average Per Attempt	5.7	6.3
Average Per Completion	8.8	11.9
Passing Touchdowns	2	2
<b>TOTAL OFFENSE YARDS</b>	342	445
Total offense plays	79	71
Average Gain Per Play	4.3	6.3
<b>Fumbles: Number-Lost</b>	2-1	1-0
<b>Penalties: Number-Yards</b>	9-62	11-115
<b>PUNTS-YARDS</b>	9-411	7-328
Average Yards Per Punt	45.7	46.9
Net Yards Per Punt	44.2	43.1
Inside 20	4	3
50+ Yards	4	3
Touchbacks	0	1
Fair catch	3	1
<b>KICKOFFS-YARDS</b>	5-325	4-254
Average Yards Per Kickoff	65.0	63.5
Net Yards Per Kickoff	40.0	44.8
Touchbacks	5	3
Fair Catch Yards	0	0
<b>Punt returns: Number-Yards-TD</b>	2-6-0	2-13-0
Average Per Return	3.0	6.5
<b>Kickoff returns: Number-Yds-TD</b>	1-0-0	0-0-0
Average Per Return	0.0	0.0
<b>Interceptions: Number-Yds-TD</b>	1-0-0	0-0-0
<b>Fumble Returns: Number-Yds-TD</b>	0-0-0	0-0-0
<b>Miscellaneous Yards</b>	0	0
<b>Possession Time</b>	35:27	24:33
1st Quarter	6:25	8:35
2nd Quarter	8:31	6:29
3rd Quarter	10:09	4:51
4th Quarter	10:22	4:38
<b>Third-Down Conversions</b>	6 of 18	4 of 15
<b>Fourth-Down Conversions</b>	1 of 1	1 of 1
<b>Red-Zone Scores-Chances</b>	4-4	3-4
Touchdowns	3-4	3-4
Field goals	1-4	0-4
<b>Sacks By: Number-Yards</b>	0-0	3-22
<b>PAT Kicks</b>	3-3	3-3
<b>Field Goals</b>	1-1	0-2
<b>Points off turnovers</b>	7	7

## GAME NOTES

- **Coin Toss/Result:** Vanderbilt won the toss and deferred to the second half. CSU received.
- **For Starers:** Colorado State has now received the opening kickoff 12 straight games. Their touchdown ended a streak of five straight games having to punt on the first drive.
- **Back-to-Back:** Running back David Bailey became the first Ram since Dante Wright in 2019 to have at least one receiving and one rushing touchdown in each of the first two games.
- **Tough Loss:** Last time CSU led at half and lost was in 2019 against Air Force (14-10). Last time CSU gave up a double-digit lead and a loss was 11/11/17 to Boise State. Colorado State led 28-3 in that game.
- **Ryan Stonehouse:** Robert Floyd, a walk-on, Gerick Robinson (WR) and Evan Olaes (QB) were the only true freshman to play in the game for Colorado State.

## SCORING SUMMARY

Team	Qtr	Time	Scoring Play	Pl.	TOP	Score
CSU	1st	12:57	BAILEY, D. 3 yd pass from CENTEIO, T. (Camper kick)	5-75	2:03	0-7
CSU	2nd	14:08	BAILEY, D. 20 yd run (Camper kick)	3-27	0:45	0-14
VU	2nd	00:47	Pierce, Chris 20 yd pass from Seals, Ken (Bulovas kick)	7-58	1:10	7-14
VU	3rd	09:36	Johnson, Cam 9 yd pass from Seals, Ken (Bulovas kick)	9-53	3:36	14-14
VU	3rd	05:32	Seals, Ken 1 yd run (Bulovas kick)	9-75	3:13	21-14
CSU	4th	03:07	McBRIDE, Tr. 3 yd pass from CENTEIO, T. (Camper kick)	9-67	2:22	21-21
VU	4th	00:19	Bulovas, Joseph 38 yd field goal	8-55	2:48	24-21

## STATISTICS LEADERS

## Colorado State

PASSING	C-A-I	Yds	TD	LG	SACK
Centeio, Todd	20-38-1	238	2	29	0

RUSHING	No.	Gain	Loss	Net	TD	LG	Avg.
BAILEY, David	15	85	5	80	1	20	5.3
CENTEIO, Todd	11	75	0	75	0	32	6.8
VIVENS, A'Jon	7	52	0	52	0	36	7.4
<b>TOTALS</b>	<b>33</b>	<b>212</b>	<b>5</b>	<b>207</b>	<b>1</b>	<b>36</b>	<b>6.3</b>

RECEIVING	No.	Yds	TD	LG
McBRIDE, Trey	8	114	1	29
WRIGHT, Dante	4	43	0	20
SCOTT, E.J.	3	38	0	17
BAILEY, David	3	36	1	21
VIVENS, A'Jon	1	5	0	5
BUTLER, Cameron	1	2	0	2
<b>TOTALS</b>	<b>20</b>	<b>238</b>	<b>2</b>	<b>29</b>

## Toledo

PASSING	C-A-I	Yds	TD	LG	SACK
Seals, Ken	27-42-0	238	2	25	3

RUSHING	No.	Gain	Loss	Net	TD	LG	Avg.
Davis, Re'Mahn	17	77	0	77	0	15	4.5
Griffin, Rocko	9	25	1	24	0	9	2.7
Boddie, Devin	2	3	0	3	0	2	1.5
Seals, Ken	9	16	16	0	1	7	0.0
<b>TOTALS</b>	<b>37</b>	<b>121</b>	<b>17</b>	<b>104</b>	<b>1</b>	<b>15</b>	<b>2.8</b>

RECEIVING	No.	Yds	TD	LG
Johnson, Cam	9	66	1	18
Boddie, Devin	6	38	0	10
Pierce, Chris	4	76	1	25
Sheppard, Will	4	42	0	15
Davis, Re'Mahn	4	16	0	9
<b>TOTALS</b>	<b>27</b>	<b>238</b>	<b>2</b>	<b>25</b>



## Game RECAPS

## GAME 3



SCORE	1	2	3	4	OT	FINAL
Colorado State	3	0	10	9	--	22
Toledo	0	3	3	0	--	6

GAME DETAILS	
Date	Sept. 18, 2021
Kick Time	4:02 p.m. ET
Stadium	Glass Bowl
Location	Toledo, Ohio
Attendance	21,365

**TOLEDO, Ohio** — For the first time since 2002, a Colorado State kicker went 5-for-5 on field goals, and that was enough to carry Colorado State over Toledo, 22-6, in a game where all of the scoring came via special teams.

The Rams defense proved tough all afternoon against a Toledo team which, a week prior, took Notre Dame down to the wire. Colorado State held Toledo to just 14 yards on 28 carries and surrendered just two field goals.

Offensively, the Rams were effective on the ground behind David Bailey while tight end Trey McBride accounted for 99.1% of the team's receiving yards. McBride went over 100 catches for his career on the day.

## GAME BREAKDOWN

	CSU	TOL
<b>FIRST DOWNS</b>	18	11
Rushing	10	3
Passing	6	7
Penalty	2	1
<b>NET YARDS RUSHING</b>	210	14
Rushing Attempts	49	28
Average Per Rush	4.3	0.5
Rushing Touchdowns	0	0
Yards Gained Rushing	216	65
Yards Lost Rushing	6	51
<b>NET YARDS PASSING</b>	110	270
Completions-Attempts-Int	11-28-0	25-43-0
Average Per Attempt	3.9	6.3
Average Per Completion	10.0	10.8
Passing Touchdowns	0	0
<b>TOTAL OFFENSE YARDS</b>	320	284
Total offense plays	77	71
Average Gain Per Play	4.2	4.0
<b>Fumbles: Number-Lost</b>	2-1	2-1
<b>Penalties: Number-Yards</b>	7-59	11-89
<b>PUNTS-YARDS</b>	6-313	8-373
Average Yards Per Punt	52.2	46.6
Net Yards Per Punt	41.2	37.1
Inside 20	2	4
50+ Yards	3	3
Touchbacks	2	0
Fair catch	0	1
<b>KICKOFFS-YARDS</b>	7-421	3-194
Average Yards Per Kickoff	60.1	64.7
Net Yards Per Kickoff	43.3	41.0
Touchbacks	3	1
Fair Catch Yards	11	0
<b>Punt returns: Number-Yards-TD</b>	4-76-1	2-26-0
Average Per Return	19.0	13.0
<b>Kickoff returns: Number-Yards-TD</b>	2-46-0	3-43-0
Average Per Return	23.0	14.3
<b>Interceptions: Number-Yards-TD</b>	0-0-0	0-0-0
<b>Fumble Returns: Number-Yards-TD</b>	0-0-0	0-0-0
<b>Miscellaneous Yards</b>	0	0
<b>Possession Time</b>	31:00	29:00
1st Quarter	8:24	6:36
2nd Quarter	4:58	10:02
3rd Quarter	6:19	8:41
4th Quarter	11:19	3:41
<b>Third-Down Conversions</b>	4 of 17	4 of 18
<b>Fourth-Down Conversions</b>	1 of 2	1 of 4
<b>Red-Zone Scores-Chances</b>	3-3	1-2
Touchdowns	0-3	0-2
Field goals	3-3	1-2
<b>Sacks By: Number-Yards</b>	6-42	0-0
<b>PAT Kicks</b>	1-1	0-0
<b>Field Goals</b>	5-5	2-2
<b>Points off turnovers</b>	3	3

## GAME NOTES

- **Captains:** Trey and Toby McBride, Todd Centeio, Dequan Jackson and Scott Patchan.
- **Coin Toss/Result:** Lost/kickoff.
- **Dirty Dozen:** Toledo won the toss and elected to receive, ending a streak of 12 games where Colorado State received the opening kickoff.
- **True Start:** True freshman Jack Howell made his first career start, opening up at safety for the injured Tywan Francis and with backup Logan Stewart suspended for the first half due to a targeting call the week prior. He finished the game with nine tackles.
- **Long Time Coming:** Thomas Pannunzio returned a punt 70 yards for a touchdown, the first scoring punt return for the program since 2016. Robert Ruiz was the last to do it, 91 yards, on the road at San Diego State.
- **No Go:** CSU's defense held Toledo to 14 yards rushing, the best effort since limiting UTSA to -1 rushing back in 2016.

## SCORING SUMMARY

Team	Qtr	Time	Scoring Play	Pl.	TOP	Score
CSU	1st	05:15	Camper, Cayden 31 yd field goal	15-71	5:21	3-0
TOL	2nd	06:00	Cluckey, Thomas 43 yd field goal	4-0	1:45	3-3
CSU	3rd	08:30	Camper, Cayden 42 yd field goal	9-39	3:25	6-3
TOL	3rd	06:12	Cluckey, Thomas 38 yd field goal	7-50	2:18	6-6
CSU	3rd	03:03	Pannunzio, Thomas 70 yd punt return (Camper kick)	--	--	13-6
CSU	4th	07:45	Camper, Cayden 29 yd field goal	9-26	3:13	16-6
CSU	4th	05:25	Camper, Cayden 47 yd field goal	4-5	1:30	19-6
CSU	4th	01:00	Camper, Cayden 23 yd field goal	8-46	3:23	22-6

## STATISTICS LEADERS

## Colorado State

PASSING	C-A-I	Yds	TD	LG	SACK
CENTEIO, Todd	11-27-0	110	0	29	0
MCCOY, Justice	0-1-0	0	0	0	0
<b>TOTALS</b>	<b>11-28-0</b>	<b>110</b>	<b>0</b>	<b>29</b>	<b>0</b>

RUSHING	No.	Gain	Loss	Net	TD	LG	Avg.
BAILEY, David	30	135	2	133	0	15	4.4
CENTEIO, Todd	12	63	1	62	0	12	5.2
VIVENS, AJon	5	11	1	10	0	4	2.0
SCOTT, E.J.	1	7	0	7	0	7	7.0
TEAM	1	0	2	-2	0	0	-2.0
<b>TOTALS</b>	<b>49</b>	<b>216</b>	<b>6</b>	<b>210</b>	<b>0</b>	<b>15</b>	<b>4.3</b>

RECEIVING	No.	Yds	TD	LG
McBRIDE, Trey	9	109	0	29
BAILEY, David	1	4	0	4
SCOTT, E.J.	1	-3	0	0
<b>TOTALS</b>	<b>11</b>	<b>110</b>	<b>0</b>	<b>29</b>

## Toledo

PASSING	C-A-I	Yds	TD	LG	SACK
Bradley, Carter	22-36-0	254	0	42	4
Finn, Dequan	3-7-0	16	0	8	2
<b>TOTALS</b>	<b>25-43-0</b>	<b>270</b>	<b>0</b>	<b>42</b>	<b>6</b>

RUSHING	No.	Gain	Loss	Net	TD	LG	Avg.
Koback, Bryant	13	31	6	25	0	8	1.9
Kelly, Micah	1	2	0	2	0	2	2.0
Finn, Dequan	6	17	16	1	0	15	0.2
Stuart, Jacques	1	0	2	-2	0	0	-2.0
Bradley, Carter	7	15	27	-12	0	7	-1.7
<b>TOTALS</b>	<b>28</b>	<b>65</b>	<b>51</b>	<b>14</b>	<b>0</b>	<b>15</b>	<b>0.5</b>

RECEIVING	No.	Yds	TD	LG
Mitchell, Bryce	5	87	0	42
McKinley-Lewis	3	44	0	20
Maddox, Devin	3	28	0	13
Koback, Bryant	3	15	0	8
Blankumsee, DeMe	3	14	0	9
Rosi, Drew	2	17	0	13
Winstead, Isaiah	2	8	0	6
Newton, Jerjuan	1	39	0	39
Stuart, Jacques	1	8	0	8
Landers, Matt	1	7	0	7
Turner, Jamal	1	3	0	3
<b>TOTALS</b>	<b>25</b>	<b>270</b>	<b>0</b>	<b>42</b>



The Automated ScoreBook  
Colorado State Game Results (as of Sep 18, 2021)  
All games

Date	Opponent		Score	Overall	Conference	Time	Attend
Sep 03, 2021	SOUTH DAKOTA STATE	L	23-42	0-1	0-0	03:26	32327
Sep 11, 2021	VANDERBILT	L	21-24	0-2	0-0	03:47	27233
Sep 18, 2021	at Toledo	W	22-6	1-2	0-0	03:38	21365

The Automated ScoreBook  
Colorado State Overall Team Statistics (as of Sep 18, 2021)  
All games

Team Statistics	CSU	OPP
SCORING	66	72
Points Per Game	22.0	24.0
Points Off Turnovers	10	17
FIRST DOWNS	66	54
Rushing	25	17
Passing	39	29
Penalty	2	8
RUSHING YARDAGE	541	358
Yards gained rushing	569	440
Yards lost rushing	28	82
Rushing Attempts	122	99
Average Per Rush	4.4	3.6
Average Per Game	180.3	119.3
TDs Rushing	3	5
PASSING YARDAGE	686	732
Comp-Att-Int	64-115-2	70-113-0
Average Per Pass	6.0	6.5
Average Per Catch	10.7	10.5
Average Per Game	228.7	244.0
TDs Passing	3	4
TOTAL OFFENSE	1227	1090
Total Plays	237	212
Average Per Play	5.2	5.1
Average Per Game	409.0	363.3
KICK RETURNS: #-Yards	2-46	5-43
PUNT RETURNS: #-Yards	8-97	6-38
INT RETURNS: #-Yards	0-0	2-0
KICK RETURN AVERAGE	23.0	8.6
PUNT RETURN AVERAGE	12.1	6.3
INT RETURN AVERAGE	0.0	0.0
FUMBLES-LOST	4-2	5-2
PENALTIES-Yards	23-224	26-193
Average Per Game	74.7	64.3
PUNTS-Yards	17-861	21-952
Average Per Punt	50.6	45.3
Net punt average	44.9	40.7
KICKOFFS-Yards	16-935	15-974
Average Per Kick	58.4	64.9
Net kick average	40.1	40.2
TIME OF POSSESSION/Game	28:22	31:38
3RD-DOWN Conversions	18/51	15/47
3rd-Down Pct	35%	32%
4TH-DOWN Conversions	4/7	3/6
4th-Down Pct	57%	50%
SACKS BY-Yards	9-64	3-10
MISC YARDS	0	0
TOUCHDOWNS SCORED	7	9
FIELD GOALS-ATTEMPTS	6-9	3-4
ON-SIDE KICKS	0-0	0-0
RED-ZONE SCORES	(10-12) 83%	(10-11) 91%
RED-ZONE TOUCHDOWNS	(6-12) 50%	(8-11) 73%
PAT-ATTEMPTS	(6-6) 100%	(9-9) 100%
ATTENDANCE	59560	21365
Games/Avg Per Game	2/29780	1/21365
Neutral Site Games		0/0

Score by Quarters	1st	2nd	3rd	4th	OT	Total
Colorado State	10	17	10	29	0	66
Opponents	7	24	31	10	0	72

The Automated ScoreBook  
Colorado State Overall Individual Statistics (as of Sep 18, 2021)  
All games

Rushing	gp-gs	att	gain	loss	net	avg	td	lg	avg/g
BAILEY, David	3-3	64	269	10	259	4.0	2	20	86.3
CENTEIO, Todd	3-3	31	159	12	147	4.7	0	32	49.0
VIVENS, A'Jon	3-0	15	74	1	73	4.9	0	36	24.3
McELROY, Marcus	3-0	2	35	0	35	17.5	0	19	11.7
OLAES, Evan	1-0	6	19	3	16	2.7	0	8	16.0
SCOTT, E.J.	3-1	1	7	0	7	7.0	0	7	2.3
THOMAS, Jaylen	3-0	2	6	0	6	3.0	1	4	2.0
TEAM	3-0	1	0	2	-2	-2.0	0	0	-0.7
Total	3	122	569	28	541	4.4	3	36	180.3
Opponents	3	99	440	82	358	3.6	5	48	119.3

Passing	gp-gs	effic	comp	att	in	pct	yds	td	lg	avg/g
CENTEIO, Todd	3-3	114	64	60	107	1	56.1	652	3	362
OLAES, Evan	1-0	47	47	3	6	1	50.0	22	0	8
McCOY, Justice	3-0	100	40	1	2	0	50.0	12	0	12
Total	3	110	89	64	115	2	55.7	686	3	362
Opponents	3	128	04	70	113	0	61.9	732	4	462

Receiving	gp-gs	no.	yds	avg	td	lg	avg/g
McBRIDE, Trey	3-3	30	339	11.3	1	29	113.0
WRIGHT, Dante	2-2	10	146	14.6	0	36	73.0
BAILEY, David	3-3	7	63	9.0	2	21	21.0
SCOTT, E.J.	3-1	6	47	7.8	0	17	15.7
McCULLOUGH, Ty	3-1	3	36	12.0	0	20	12.0
WILLIAMS, Gary	3-0	2	14	7.0	0	7	4.7
VIVENS, A'Jon	3-0	2	7	3.5	0	5	2.3
KRESS, Jordan	3-2	1	12	12.0	0	12	4.0
CENTEIO, Todd	3-3	1	12	12.0	0	12	4.0
McCOY, Justice	3-0	1	8	8.0	0	8	2.7
BUTLER, Cameron	3-3	1	2	2.0	0	2	0.7
Total	3	64	686	10.7	3	36	228.7
Opponents	3	70	732	10.5	4	46	244.0

Punt Returns	no.	yds	avg	td	lg
ROBINSON, Geric	4	11	2.8	0	7
WRIGHT, Dante	3	16	5.3	0	20
PANNUNZIO, Tho	1	70	70.0	1	70
Total	8	97	12.1	1	70
Opponents	6	38	6.3	0	18

Interceptions	no.	yds	avg	td	lg
Total	0	0	0.0	0	0
Opponents	2	0	0.0	0	0

Kick Returns	no.	yds	avg	td	lg
PANNUNZIO, Tho	2	46	23.0	0	28
Total	2	46	23.0	0	28
Opponents	5	43	8.6	0	15

Fumble Returns	no.	yds	avg	td	lg
Total	0	0	0.0	0	0
Opponents	0	0	0.0	0	0



The Automated ScoreBook  
Colorado State Overall Individual Statistics (as of Sep 18, 2021)  
All games

Scoring	td	fg	PAT				dx	saf	pts
			kick	rush	rcv	pass			
BAILEY, David	4	-	-	-	-	-	-	-	24
CAMPER, Cayden	-	6-9	6-6	-	-	-	-	-	24
THOMAS, Jaylen	1	-	-	-	-	-	-	-	6
McBRIDE, Trey	1	-	-	-	-	-	-	-	6
PANNUNZIO, Tho	1	-	-	-	-	-	-	-	6
CENTEIO, Todd	-	-	-	-	-	0-1	-	-	0
Total	7	6-9	6-6	-	-	0-1	-	-	66
Opponents	9	3-4	9-9	-	-	-	-	-	72

Total Offense	g	plays	rush	pass	total	avg/g
CENTEIO, Todd	3	138	147	652	799	266.3
BAILEY, David	3	64	259	0	259	86.3
VIVENS, A'Jon	3	15	73	0	73	24.3
OLAES, Evan	1	12	16	22	38	38.0
McELROY, Marcus	3	2	35	0	35	11.7
McCOY, Justice	3	2	0	12	12	4.0
SCOTT, E.J.	3	1	7	0	7	2.3
THOMAS, Jaylen	3	2	6	0	6	2.0
TEAM	3	1	-2	0	-2	-0.7
Total	3	237	541	686	1227	409.0
Opponents	3	212	358	732	1090	363.3

Field Goals	fg	pct.	01-19	20-29	30-39	40-49	50-99	lg	blk
CAMPER, Cayden	6-9	66.7	0-0	2-2	2-3	2-4	0-0	47	0

FG Sequence	Colorado State	Opponents
South Dakota State	(35),40	39
Vanderbilt	39,46	(38)
Toledo	(31),(42),(29),(47),(23)	(43),(38)

Numbers in (parentheses) indicate field goal was made.

Punting	no.	yds	avg	lg	tb	fc	i20	50+	blk
STONEHOUSE, R	16	831	51.9	81	3	1	7	9	0
TEAM	1	30	30.0	30	0	0	0	0	1
Total	17	861	50.6	81	3	1	7	9	1
Opponents	21	952	45.3	66	0	6	9	7	0

Kickoffs	no.	yds	avg	tb	ob	retn	net yd	ln
TERRY, Jonathan	15	920	61.3	10	0			
DeLINE, Joe	1	15	15.0	0	0			
Total	16	935	58.4	10	0	8.6	40.1	24
Opponents	15	974	64.9	13	0	23.0	40.2	24

The Automated ScoreBook  
Colorado State Overall Individual Statistics (as of Sep 18, 2021)  
All games

All Purpose	g	rush	rcv	pr	kr	ir	total	avg/g
McBRIDE, Tr	3	0	339	0	0	0	339	113.0
BAILEY, Davi	3	259	63	0	0	0	322	107.3
WRIGHT, Da	2	0	146	16	0	0	162	81.0
CENTEIO, To	3	147	12	0	0	0	159	53.0
PANNUNZIO,	3	0	0	70	46	0	116	38.7
VIVENS, A'Jo	3	73	7	0	0	0	80	26.7
SCOTT, E.J.	3	7	47	0	0	0	54	18.0
McCULLOUC	3	0	36	0	0	0	36	12.0
McELROY, M	3	35	0	0	0	0	35	11.7
OLAES, Evan	1	16	0	0	0	0	16	16.0
WILLIAMS, G	3	0	14	0	0	0	14	4.7
KRESS, Jord	3	0	12	0	0	0	12	4.0
ROBINSON,	3	0	0	11	0	0	11	3.7
McCOY, Justi	3	0	8	0	0	0	8	2.7
THOMAS, Ja	3	6	0	0	0	0	6	2.0
BUTLER, Ca	3	0	2	0	0	0	2	0.7
TEAM	3	-2	0	0	0	0	-2	-0.7
Total	3	541	686	97	46	0	1370	456.7
Opponents	3	358	732	38	43	0	1171	390.3

The Automated ScoreBook  
Colorado State Overall Defensive Statistics (as of Sep 18, 2021)  
All games

#	Defensive Leaders	gp-gs	Tackles				Sacks no-yds	Pass defense			Fumbles		blkd		
			ua	a	tot	tfl/yds		int-yds	brup	qbh	rcv-yds	ff	kick	saf	
5	JACKSON, Dequan	3-3	12	17	29	2.5-6	.	.	.	1	.	.	.	.	.
8	FRANCIS, Tywan	2-2	11	9	20	.	.	.	.	.	.	1	.	.	.
11	BLACKBURN, Henry	3-3	6	13	19	.	.	.	1	.	.	.	.	.	.
1	PATCHAN, Scott	3-3	5	12	17	2.5-13	1.5-10	.	.	3	2-0	1	.	.	.
18	PANNUNZIO, Thomas	3-1	6	9	15	.	.	.	1	.	.	.	.	.	.
12	CARTER, Cam'ron	3-3	5	9	14	1.0-7	1.0-7	.	.	.	.	.	.	.	.
26	CAMERON, Marshaun	3-3	6	8	14	.	.	.	3	.	.	.	.	.	.
0	McBRIDE, Toby	2-2	5	5	10	2.5-8	1.5-6	.	.	2	.	.	.	.	.
4	AJAYI, Rashad	3-3	8	2	10	.	.	.	2	.	.	.	.	.	.
17	HOWELL, Jack	2-1	5	5	10	.	.	.	1	.	.	.	.	.	.
13	AMINA, Bam	3-0	1	8	9	.	.	.	.	.	.	.	.	.	.
42	KAMARA, Mohamed	3-1	7	2	9	4.5-29	3.5-27	.	1	2	.	1	.	.	.
25	FLOYD, Robert	3-0	6	2	8	.	.	.	.	.	.	.	.	.	.
94	PHILLIPS, Devin	3-3	3	5	8	2.5-15	1.5-14	.	.	.	.	.	.	.	.
9	STEWART, Logan	3-0	3	3	6	2.0-3	.	.	.	.	.	.	.	.	.
33	JONES, Manny	3-3	2	4	6	1.5-6	.	.	.	.	.	.	.	.	.
55	BROWN, Tavian	3-2	3	2	5	1.0-1	.	.	.	2	.	.	.	.	.
91	MITCHELL, James	2-0	.	3	3	.	.	.	.	.	.	.	.	.	.
98	HUBBARD, Ellison	3-0	.	3	3	.	.	.	.	.	.	.	.	.	.
10	KRESS, Jordan	3-2	2	.	2	.	.	.	.	.	.	.	.	.	.
8L	REITER, Ross	3-0	1	.	1	.	.	.	.	.	.	.	.	.	.
50	QUIROGA, Cian	2-0	.	1	1	.	.	.	.	.	.	.	.	.	.
39	STRICKLAND, Sanjay	3-0	.	1	1	.	.	.	.	.	.	.	.	.	.
TM	TEAM	3-0	1	.	1	.	.	.	.	.	.	.	.	.	.
47	KOCLANAKIS, Anthon	3-0	.	1	1	.	.	.	.	.	.	.	.	.	.
34	JONES, Titus	3-0	1	.	1	.	.	.	.	.	.	.	.	.	.
15	HICKERSON-ROOKS,	2-0	.	.	.	.	.	.	.	1	.	.	.	.	.
5R	BAILEY, David	3-3	.	.	.	.	.	.	.	1	.	.	.	.	.
Total		3	99	124	223	20-88	9-64	.	9	12	2-0	3	.	.	.
Opponents		3	105	144	249	14-26	3-10	2-0	20	14	2-0	.	1	.	.

Rushing	gp	att	gain	loss	net	avg	td	lg	avg/g	gp	att	gain	loss	net	avg	td	lg	avg/g		
BAILEY, David	3	64	269	10	259	4.0	2	20	86.3	3	64	269	10	259	4.0	2	20	86.3		
CENTEIO, Todd	3	31	159	12	147	4.7	0	32	49.0	6	56	267	28	239	4.3	0	35	39.8		
VIVENS, A'Jon	3	15	74	1	73	4.9	0	36	24.3	12	64	300	17	283	4.4	1	36	23.6		
McELROY, Marcus	3	2	35	0	35	17.5	0	19	11.7	36	177	838	95	743	4.2	6	37	20.6		
OLAES, Evan	1	6	19	3	16	2.7	0	8	16.0	1	6	19	3	16	2.7	0	8	16.0		
SCOTT, E.J.	3	1	7	0	7	7.0	0	7	2.3	27	3	20	0	20	6.7	0	11	0.7		
THOMAS, Jaylen	3	2	6	0	6	3.0	1	4	2.0	13	70	237	9	228	3.3	4	14	17.5		
TEAM	3	1	0	2	-2	-2.0	0	0	-0.7											
Total	3	122	569	28	541	4.4	3	36	180.3											
Opponents	3	99	440	82	358	3.6	5	48	119.3											
Passing	gp	effic	comp	att	int	pct	yds	td	lg	avg/g	gp	effic	comp	att	int	pct	yds	td	lg	avg/g
CENTEIO, Todd	3	114.64	60	107	1	56.1	652	3	36	217.3	6	108.64	74	143	2	51.7	859	4	36	143.2
OLAES, Evan	1	47.47	3	6	1	50.0	22	0	8	22.0	1	47.47	3	6	1	50.0	22	0	8	22.0
McCOY, Justice	3	100.40	1	2	0	50.0	12	0	12	4.0	8	28.13	3	6	2	50.0	32	0	18	4.0
Total	3	110.89	64	115	2	55.7	686	3	36	228.7										
Opponents	3	128.04	70	113	0	61.9	732	4	46	244.0										
Receiving	gp	no.	yds	avg	td	lg	avg/g	gp	no.	yds	avg	td	lg	avg/g						
McBRIDE, Trey	3	30	339	11.3	1	29	113.0	31	104	1318	12.7	10	69	42.5						
WRIGHT, Dante	2	10	146	14.6	0	36	73.0	17	87	1266	14.6	4	75	74.5						
BAILEY, David	3	7	63	9.0	2	21	21.0	3	7	63	9.0	2	21	21.0						
SCOTT, E.J.	3	6	47	7.8	0	17	15.7	27	36	416	11.6	1	40	15.4						
McCULLOUGH, Ty	3	3	36	12.0	0	20	12.0	12	7	98	14.0	0	29	8.2						
WILLIAMS, Gary	3	2	14	7.0	0	7	4.7	10	2	14	7.0	0	7	1.4						
VIVENS, A'Jon	3	2	7	3.5	0	5	2.3	12	3	8	2.7	0	5	0.7						
KRESS, Jordan	3	1	12	12.0	0	12	4.0	3	1	12	12.0	0	12	4.0						
CENTEIO, Todd	3	1	12	12.0	0	12	4.0	6	1	12	12.0	0	12	2.0						
McCOY, Justice	3	1	8	8.0	0	8	2.7	8	1	8	8.0	0	8	1.0						
BUTLER, Cameron	3	1	2	2.0	0	2	0.7	35	50	557	11.1	4	54	15.9						
Total	3	64	686	10.7	3	36	228.7													
Opponents	3	70	732	10.5	4	46	244.0													
Total Offense	g	plays	rush	pass	total	avg/g	g	plays	rush	pass	total	avg/g								
CENTEIO, Todd	3	138	147	652	799	266.3	6	199	239	859	1098	183.0								
BAILEY, David	3	64	259	0	259	86.3	3	64	259	0	259	86.3								
VIVENS, A'Jon	3	15	73	0	73	24.3	12	64	283	0	283	23.6								
OLAES, Evan	1	12	16	22	38	38.0	1	12	16	22	38	38.0								
McELROY, Marcus	3	2	35	0	35	11.7	36	177	743	0	743	20.6								
McCOY, Justice	3	2	0	12	12	4.0	8	8	3	32	35	4.4								
SCOTT, E.J.	3	1	7	0	7	2.3	27	3	20	0	20	0.7								
THOMAS, Jaylen	3	2	6	0	6	2.0	13	70	228	0	228	17.5								
TEAM	3	1	-2	0	-2	-0.7														
Total	3	237	541	686	1227	409.0														
Opponents	3	212	358	732	1090	363.3														
Scoring	td	fg	PAT				td	fg	PAT				td	fg	PAT					
			kick	rush	rcv	pass	dxp	saf	pts			kick	rush	rcv	pass	dxp	saf	pts		
BAILEY, David	4	-	-	-	-	-	-	-	24	4	-	-	-	-	-	-	-	24		
CAMPER, Cayden	-	6-9	6-6	-	-	-	-	-	24	-	13-22	24-24	-	-	-	-	-	63		
PANNUNZIO, Thom	1	-	-	-	-	-	-	-	6	1	-	-	-	-	-	-	-	6		
McBRIDE, Trey	1	-	-	-	-	-	-	-	6	10	-	-	-	-	-	-	-	60		
THOMAS, Jaylen	1	-	-	-	-	-	-	-	6	4	-	-	-	-	-	-	-	24		
CENTEIO, Todd	-	-	-	-	-	0-1	-	-	0	-	-	-	-	-	0-1	-	-	0		
Total	7	6-9	6-6	-	-	0-1	-	-	66											
Opponents	9	3-4	9-9	-	-	-	-	-	72											



The Automated ScoreBook  
Colorado State Individual Season/Career Statistics (as of Sep 18, 2021)  
All games

SEASON						CAREER					
Punt Returns	no.	yds	avg	td	lg	no.	yds	avg	td	lg	
ROBINSON, Gerick	4	11	2.8	0	7	4	11	2.8	0	7	
WRIGHT, Dante	3	16	5.3	0	20	27	185	6.9	0	27	
PANNUNZIO, Thom	1	70	70.0	1	70	3	102	34.0	1	70	
Total	8	97	12.1	1	70						
Opponents	6	38	6.3	0	18						

Kick Returns	no.	yds	avg	td	lg	no.	yds	avg	td	lg	
PANNUNZIO, Thom	2	46	23.0	0	28	20	457	22.9	0	48	
Total	2	46	23.0	0	28						
Opponents	5	43	8.6	0	15						

Interceptions	no.	yds	avg	td	lg	no.	yds	avg	td	lg	
Total	0	0	0.0	0	0						
Opponents	2	0	0.0	0	0						

Fumble Returns	no.	yds	avg	td	lg	no.	yds	avg	td	lg	
Total	0	0	0.0	0	0						
Opponents	0	0	0.0	0	0						

All Purpose	g	rush	rcv	pr	kr	ir	total	avg/g	g	rush	rcv	pr	kr	ir	total	avg/g
McBRIDE, Tr	3	0	339	0	0	0	339	113.0	31	3	1318	0	0	0	1321	42.6
BAILEY, Davi	3	259	63	0	0	0	322	107.3	3	259	63	0	0	0	322	107.3
WRIGHT, Da	2	0	146	16	0	0	162	81.0	17	250	1266	185	0	0	1701	100.1
CENTEIO, To	3	147	12	0	0	0	159	53.0	6	239	12	0	0	0	251	41.8
PANNUNZIO,	3	0	0	70	46	0	116	38.7	26	1	0	102	457	0	560	21.5
VIVENS, A'Jo	3	73	7	0	0	0	80	26.7	12	283	8	0	41	0	332	27.7
SCOTT, E.J.	3	7	47	0	0	0	54	18.0	27	20	416	0	0	0	436	16.1
McCULLOUC	3	0	36	0	0	0	36	12.0	12	0	98	0	0	0	98	8.2
McELROY, M	3	35	0	0	0	0	35	11.7	36	743	89	0	0	0	832	23.1
OLAES, Evan	1	16	0	0	0	0	16	16.0	1	16	0	0	0	0	16	16.0
WILLIAMS, G	3	0	14	0	0	0	14	4.7	10	0	14	0	0	0	14	1.4
KRESS, Jord	3	0	12	0	0	0	12	4.0	3	0	12	0	0	0	12	4.0
ROBINSON,	3	0	0	11	0	0	11	3.7	3	0	0	11	0	0	11	3.7
McCOY, Justi	3	0	8	0	0	0	8	2.7	8	3	8	0	0	0	11	1.4
THOMAS, Jay	3	6	0	0	0	0	6	2.0	13	228	113	0	0	0	341	26.2
BUTLER, Ca	3	0	2	0	0	0	2	0.7	35	0	557	0	0	0	557	15.9
TEAM	3	-2	0	0	0	0	-2	-0.7								
Total	3	541	686	97	46	0	1370	456.7								
Opponents	3	358	732	38	43	0	1171	390.3								

Field Goals	att	good	long	blkd	att	good	long	blkd
CAMPER, Cayden	9	6	47	0	22	13	50	0
Total	9	6	47	0				
Opponents	4	3	43	0				

Punting	no.	yds	avg	lg	blk	no.	yds	avg	lg	blk
STONEHOUSE, Ryan	16	831	51.9	81	0	202	9534	47.2	81	1
TEAM	1	30	30.0	30	1					
Total	17	861	50.6	81	1					
Opponents	21	952	45.3	66	0					

Kickoffs	no.	yds	avg	tb	ob	no.	yds	avg	tb	ob
TERRY, Jonathan	15	920	61.3	10	0	33	2004	60.7	14	1
DeLINE, Joe	1	15	15.0	0	0	1	15	15.0	0	0
Total	16	935	58.4	10	0					
Opponents	15	974	64.9	13	0					



The Automated ScoreBook  
Colorado State Team Game-by-Game (as of Sep 18, 2021)  
All games

TEAM STATISTICS

		Rushing				Receiving				Passing				Kick Returns				Punt Returns				tot		
Date	Opponent	no.	yds	td	lg	no.	yds	td	lg	cmp	att	int	yds	td	lg	no.	yds	td	lg	no.	yds	td	lg	off
Sep 03	SOUTH DAKOTA STAT	40	124	2	19	33	338	1	36	33	49	1	338	1	36	0	0	0	0	2	8	0	9	462
Sep 11	VANDERBILT	33	207	1	36	20	238	2	29	20	38	1	238	2	29	0	0	0	0	2	13	0	20	445
Sep 18	at Toledo	49	210	0	15	11	110	0	29	11	28	0	110	0	29	2	46	0	28	4	76	1	70	320
		122	541	3	36	64	686	3	36	64	115	2	686	3	36	2	46	0	28	8	97	1	70	1227
Opponents		99	358	5	48	70	732	4	46	70	113	0	732	4	46	5	43	0	15	6	38	0	18	1090

Games: 3 • Avg/rush: 4.4 • Avg/catch: 10.7 • Pass effic: 110.89 • KR avg: 23.0 • PR avg: 12.1 • All purpose avg/game: 456.7 • Total offense

		Tackles				Sacks	Fumble		Pass Defense			blkd	PAT Attempts			off		
Date	Opponent	ua	a	total	tfl-yds	no-yds	ff	fr-yds	int-yds	qbh	brup	kick	kick	rush	rcv	saf	t/o	pts
Sep 0	SOUTH DAKOTA ST	31	28	59	4.0-11	0.0-0	0	0-0	0-0	6	1	0	2-2	0	0	0	0	23
Sep 1	VANDERBILT	29	66	95	6.0-25	3.0-22	2	1-0	0-0	4	1	0	3-3	0	0	0	7	21
Sep 1	at Toledo	39	30	69	10.0-52	6.0-42	1	1-0	0-0	2	7	0	1-1	0	0	0	3	22
		99	124	223	20.0-88	9.0-64	3	2-0	0-0	12	9	0	6-6	0	0	0	10	66
Opponents		105	144	249	14.0-26	3.0-10	0	2-0	2-0	14	20	1	9-9	0	0	0	17	72

		Punting									Field Goals			Kickoffs				
Date	Opponent	no.	yds	avg	long	blkd	tb	fc	50+	i20	md-att	long	blkd	no.	yds	avg	tb	ob
Sep 0	SOUTH DAKOTA ST	4	220	55.0	65	0	0	0	3	2	1-2	35	0	5	260	52.0	4	0
Sep 1	VANDERBILT	7	328	46.9	81	1	1	1	3	3	0-2	0	0	4	254	63.5	3	0
Sep 1	at Toledo	6	313	52.2	66	0	2	0	3	2	5-5	47	0	7	421	60.1	3	0
		17	861	50.6	81	1	3	1	9	7	6-9	47	0	16	935	58.4	10	0
Opponents		21	952	45.3	66	0	0	6	7	9	3-4	43	0	15	974	64.9	13	0

The Automated ScoreBook  
Colorado State Opponent Game-by-Game (as of Sep 18, 2021)  
All games

OPPONENT STATISTICS

		Rushing				Receiving				Passing				Kick Returns				Punt Returns				tot		
Date	Opponent	no.	yds	td	lg	no.	yds	td	lg	cmp	att	int	yds	td	lg	no.	yds	td	lg	no.	yds	td	lg	off
Sep 03	SOUTH DAKOTA STAT	34	240	4	48	18	224	2	46	18-28-0	224	2	46	1	0	0	0	2	6	0	5		464	
Sep 11	VANDERBILT	37	104	1	15	27	238	2	25	27-42-0	238	2	25	1	0	0	0	2	6	0	4		342	
Sep 18	at Toledo	28	14	0	15	25	270	0	42	25-43-0	270	0	42	3	43	0	15	2	26	0	18		284	
		99	358	5	48	70	732	4	46	70-113-0	732	4	46	5	43	0	15	6	38	0	18		1090	
Colorado State		122	541	3	36	64	686	3	36	64-115-2	686	3	36	2	46	0	28	8	97	1	70		1227	

Games: 3 • Avg/rush: 3.6 • Avg/catch: 10.5 • Pass effic: 128.04 • KR avg: 8.6 • PR avg: 6.3 • All purpose avg/game: 390.3 • Total offense av

Date	Opponent	Tackles				Sacks	Fumble		Pass Defense				blkd	PAT Attempts			off		
		ua	a	total	tfl-yds		ff	fr-yds	int-yds	qbh	brup	kick		kick	rush	rcv	saf	t/o	pts
Sep 0	SOUTH DAKOTA ST	46	46	92	6.0-14	3.0-10	0	1-0	1-0	4	6	0	6-6	0	0	0	0	7	42
Sep 1	VANDERBILT	23	50	73	3.0-5	0.0-0	0	0-0	1-0	4	8	1	3-3	0	0	0	0	7	24
Sep 1	at Toledo	36	48	84	5.0-7	0.0-0	0	1-0	0-0	6	6	0	0-0	0	0	0	0	3	6
		105	144	249	14.0-26	3.0-10	0	2-0	2-0	14	20	1	9-9	0	0	0	0	17	72
Colorado State		99	124	223	20.0-88	9.0-64	3	2-0	0-0	12	9	0	6-6	0	0	0	0	10	66

		Punting									Field Goals			Kickoffs				
Date	Opponent	no.	yds	avg	long	blkd	tb	fc	50+	i20	md-att	long	blkd	no.	yds	avg	tb	ob
Sep 0	SOUTH DAKOTA ST	4	168	42.0	49	0	0	2	0	1	0-1	0	0	7	455	65.0	7	0
Sep 1	VANDERBILT	9	411	45.7	66	0	0	3	4	4	1-1	38	0	5	325	65.0	5	0
Sep 1	at Toledo	8	373	46.6	55	0	0	1	3	4	2-2	43	0	3	194	64.7	1	0
		21	952	45.3	66	0	0	6	7	9	3-4	43	0	15	974	64.9	13	0
Colorado State		17	861	50.6	81	1	3	1	9	7	6-9	47	0	16	935	58.4	10	0



Date	Opponent	Score	Times In RZ	Times Score	Total Pts	TDs	Rush TDs	Pass TDs	FGs Made	Failed to score inside RZ					
										FGA	Dow	Int	Fum	Half	Gam
Sep 03, 202	SOUTH DAKOTA STA	L 23-42	5	5	35	5	3	2	0	0	0	0	0	0	0
Sep 11, 202	VANDERBILT	L 21-24	4	4	24	3	1	2	1	0	0	0	0	0	0
Sep 18, 202	at Toledo	22-6	2	1	3	0	0	0	1	0	1	0	0	0	0
Totals			11	10	62	8	4	4	2	0	1	0	0	0	0
10 of 11 (90.9%)															

The Automated ScoreBook  
Colorado State By-Quarter Statistics (as of Sep 18, 2021)  
All games

3rd-Down Conversions

Date	Opponent	Score	Overall		1st Qtr		2nd Qtr		3rd Qtr		4th Qtr		Overtime	
Sep 03, 202	SOUTH DAKOTA STA	L 23-42	10-19	52.6	3-6	50.0	2-4	50.0	2-4	50.0	3-5	60.0		
Sep 11, 202	VANDERBILT	L 21-24	4-15	26.7	1-3	33.3	1-4	25.0	1-4	25.0	1-4	25.0		
Sep 18, 202	at Toledo	22-6	4-17	23.5	1-5	20.0	1-3	33.3	0-3	0.0	2-6	33.3		
	Colorado State		18-51	35.3	5-14	35.7	4-11	36.4	3-11	27.3	6-15	40.0	0-0	0.0
	Opponents		15-47	31.9	3-10	30.0	6-14	42.9	3-13	23.1	3-10	30.0	0-0	0.0

4th-Down Conversions

Date	Opponent	Score	Overall		1st Qtr		2nd Qtr		3rd Qtr		4th Qtr		Overtime	
Sep 03, 202	SOUTH DAKOTA STA	L 23-42	2-4	50.0	0-0	0.0	1-1	100.0	0-1	0.0	1-2	50.0		
Sep 11, 202	VANDERBILT	L 21-24	1-1	100.0	0-0	0.0	0-0	0.0	0-0	0.0	1-1	100.0		
Sep 18, 202	at Toledo	22-6	1-2	50.0	1-1	100.0	0-0	0.0	0-0	0.0	0-1	0.0		
	Colorado State		4-7	57.1	1-1	100.0	1-1	100.0	0-1	0.0	2-4	50.0	0-0	0.0
	Opponents		3-6	50.0	0-0	0.0	1-2	50.0	2-3	66.7	0-1	0.0	0-0	0.0

Time of Possession

Date	Opponent	Score	Overall		1st Qtr		2nd Qtr		3rd Qtr		4th Qtr		Overtime	
Sep 03, 202	SOUTH DAKOTA STA	L 23-42	29:33		7:34		7:56		5:42		8:21			
Sep 11, 202	VANDERBILT	L 21-24	24:33		8:35		6:29		4:51		4:38			
Sep 18, 202	at Toledo	22-6	31:00		8:24		4:58		6:19		11:19			
	Colorado State	Total	85:06		24:33		19:23		16:52		24:18		0:00	
		Avg.	28:22		8:11		6:27		5:37		8:06		0:00	
	Opponents	Total	94:54		20:27		25:37		28:08		20:42		0:00	
		Avg.	31:38		6:49		8:32		9:22		6:54		0:00	

The Automated ScoreBook  
Colorado State Games Played (as of Sep 18, 2021)  
All games

##	PLAYER	GP-GS	SDST	VU	TOL
4	AJAYI, R.	3/3	START	START	START
13	AMINA, B.	3/-	XXX	XXX	XXX
5R	BAILEY, D.	3/3	START	START	START
68	BARITEAU, C.	1/-	...	...	XXX
11	BLACKBURN, H.	3/3	START	START	START
9W	BROWN, K.	1/-	...	...	XXX
55	BROWN, T.	3/2	START	START	XXX
16	BUTLER, C.	3/3	START	START	START
26	CAMERON, M.	3/3	START	START	START
9K	CAMPER, C.	3/-	XXX	XXX	XXX
12	CARTER, C.	3/3	START	START	START
7	CENTEIO, T.	3/3	START	START	START
54	CIAFFONI, M.	3/-	XXX	XXX	XXX
3K	DeLINE, J.	3/-	XXX	XXX	XXX
46	EDWARDS, D.	3/-	XXX	XXX	XXX
25	FLOYD, R.	3/-	XXX	XXX	XXX
8	FRANCIS, T.	2/2	START	START	...
43	GOLDEN, T.	1/-	XXX	...	...
23	HARVEY, M.	2/-	XXX	...	XXX
15	HICKERSON-ROOKS	2/-	XXX	XXX	...
17	HOWELL, J.	2/1	...	XXX	START
98	HUBBARD, E.	3/-	XXX	XXX	XXX
56	JACKSON, C.	2/-	XXX	...	XXX
5	JACKSON, D.	3/3	START	START	START
3L	JOHNSON, E.	3/3	START	START	START
33	JONES, M.	3/3	START	START	START
34	JONES, T.	3/-	XXX	XXX	XXX
42	KAMARA, M.	3/1	START	XXX	XXX
47	KOCLANAKIS, A.	3/-	XXX	XXX	XXX
52	KORUTZ, A.	3/3	START	START	START
10	KRESS, J.	3/2	START	START	XXX
65	MARKS, T.	3/-	XXX	XXX	XXX
0	McBRIDE, To.	2/2	...	START	START
85	McBRIDE, Tr.	3/3	START	START	START
2	McCOY, J.	3/-	XXX	XXX	XXX
6	McCULLOUGH, T.	3/1	XXX	XXX	START
32	McELROY, M.	3/-	XXX	XXX	XXX
91	MITCHELL, J.	2/-	XXX	...	XXX
7Q	OLAES, E.	1/-	XXX	...	...
18	PANNUNZIO, T.	3/1	XXX	XXX	START
1	PATCHAN, S.	3/3	START	START	START
94	PHILLIPS, D.	3/3	START	START	START
70	PHILLIPS, J.	1/-	...	...	XXX
76	PICOZZI, V.	3/3	START	START	START
53	PLATH, C.	3/-	XXX	XXX	XXX
88	POLENDEY, B.	3/-	XXX	XXX	XXX
50	QUIROGA, C.	3/-	XXX	XXX	XXX

The Automated ScoreBook  
Colorado State Games Played (as of Sep 18, 2021)  
All games

##	PLAYER	GP-GS	SDST	VU	TOL
5L	REDDY, C.	3/3	START	START	START
8L	REITER, R.	3/-	XXX	XXX	XXX
86	ROBINSON, G.	3/-	XXX	XXX	XXX
3	SCOTT, E.J.	3/1	XXX	XXX	START
9	STEWART, L.	3/-	XXX	XXX	XXX
41	STONEHOUSE, R.	3/-	XXX	XXX	XXX
39	STRICKLAND, S.	3/-	XXX	XXX	XXX
93	TERRY, J.	3/-	XXX	XXX	XXX
27	THOMAS, J.	3/-	XXX	XXX	XXX
1R	VIVENS, A.	3/-	XXX	XXX	XXX
69	WESLEY, B.	3/3	START	START	START
84	WILLIAMS, G.	3/-	XXX	XXX	XXX
77	WILLIAMS, K.	3/-	XXX	XXX	XXX
30	WILSON, C.	3/-	XXX	XXX	XXX
22	WRIGHT, D.	2/2	START	START	...



The Automated ScoreBook  
Colorado State Game Superlatives (as of Sep 18, 2021)  
All games

INDIVIDUAL GAME HIGHS

Rushes	30	BAILEY, David at Toledo (Sep 18, 2021)
Yards Rushing	133	BAILEY, David at Toledo (Sep 18, 2021)
TD Rushes	1	BAILEY, David vs South Dakota State (Sep 03, 2021)
	1	THOMAS, Jaylen vs South Dakota State (Sep 03, 2021)
	1	BAILEY, David vs Vanderbilt (Sep 11, 2021)
Long Rush	36	VIVENS, A'Jon vs Vanderbilt (Sep 11, 2021)
Pass attempts	42	CENTEIO, Todd vs South Dakota State (Sep 03, 2021)
Pass completions	29	CENTEIO, Todd vs South Dakota State (Sep 03, 2021)
Yards Passing	304	CENTEIO, Todd vs South Dakota State (Sep 03, 2021)
TD Passes	2	CENTEIO, Todd vs Vanderbilt (Sep 11, 2021)
Long Pass	36	CENTEIO, Todd vs South Dakota State (Sep 03, 2021)
Receptions	13	McBRIDE, Trey vs South Dakota State (Sep 03, 2021)
Yards Receiving	116	McBRIDE, Trey vs South Dakota State (Sep 03, 2021)
TD Receptions	1	BAILEY, David vs South Dakota State (Sep 03, 2021)
	1	McBRIDE, Trey vs Vanderbilt (Sep 11, 2021)
	1	BAILEY, David vs Vanderbilt (Sep 11, 2021)
Long Reception	36	WRIGHT, Dante vs South Dakota State (Sep 03, 2021)
Field Goals	5	CAMPER, Cayden at Toledo (Sep 18, 2021)
Long Field Goal	47	CAMPER, Cayden at Toledo (Sep 18, 2021)
Punts	6	STONEHOUSE, Ryan vs Vanderbilt (Sep 11, 2021)
	6	STONEHOUSE, Ryan at Toledo (Sep 18, 2021)
Punting Avg	55.0	STONEHOUSE, Ryan vs South Dakota State (Sep 03, 2021)
Long Punt	81	STONEHOUSE, Ryan vs Vanderbilt (Sep 11, 2021)
Punts inside 20	3	STONEHOUSE, Ryan vs Vanderbilt (Sep 11, 2021)
Long Punt Return	70	PANNUNZIO, Thomas at Toledo (Sep 18, 2021)
Long Kickoff Return	28	PANNUNZIO, Thomas at Toledo (Sep 18, 2021)
Tackles	13	JACKSON, Dequan at Toledo (Sep 18, 2021)
Sacks	2.5	KAMARA, Mohamed at Toledo (Sep 18, 2021)
Tackles For Loss	3.5	KAMARA, Mohamed at Toledo (Sep 18, 2021)

The Automated ScoreBook  
Colorado State Game Superlatives (as of Sep 18, 2021)  
All games

TEAM GAME HIGHS

Rushes	49	at Toledo (Sep 18, 2021)
Yards Rushing	210	at Toledo (Sep 18, 2021)
Yards Per Rush	6.3	vs Vanderbilt (Sep 11, 2021)
TD Rushes	2	vs South Dakota State (Sep 03, 2021)
Pass attempts	49	vs South Dakota State (Sep 03, 2021)
Pass completions	33	vs South Dakota State (Sep 03, 2021)
Yards Passing	338	vs South Dakota State (Sep 03, 2021)
Yards Per Pass	6.9	vs South Dakota State (Sep 03, 2021)
TD Passes	2	vs Vanderbilt (Sep 11, 2021)
Total Plays	89	vs South Dakota State (Sep 03, 2021)
Total Offense	462	vs South Dakota State (Sep 03, 2021)
Yards Per Play	6.3	vs Vanderbilt (Sep 11, 2021)
Points	23	vs South Dakota State (Sep 03, 2021)
Sacks By	6	at Toledo (Sep 18, 2021)
First Downs	28	vs South Dakota State (Sep 03, 2021)
Penalties	11	vs Vanderbilt (Sep 11, 2021)
Penalty Yards	115	vs Vanderbilt (Sep 11, 2021)
Turnovers	2	vs South Dakota State (Sep 03, 2021)
Punts	7	vs Vanderbilt (Sep 11, 2021)
Punting Avg	55.0	vs South Dakota State (Sep 03, 2021)
Long Punt	81	vs Vanderbilt (Sep 11, 2021)
Punts inside 20	3	vs Vanderbilt (Sep 11, 2021)
Long Punt Return	70	at Toledo (Sep 18, 2021)

The Automated ScoreBook  
Colorado State Game Superlatives (as of Sep 18, 2021)  
All games

OPPONENT INDIVIDUAL GAME HIGHS

Rushes	17	Davis,Re'Mahn, vs Vanderbilt (Sep 11, 2021)
Yards Rushing	138	Strong,Pierre, vs South Dakota State (Sep 03, 2021)
TD Rushes	2	Strong,Pierre, vs South Dakota State (Sep 03, 2021)
Long Rush	48	Strong,Pierre, vs South Dakota State (Sep 03, 2021)
Pass attempts	42	Seals,Ken, vs Vanderbilt (Sep 11, 2021)
Pass completions	27	Seals,Ken, vs Vanderbilt (Sep 11, 2021)
Yards Passing	254	Bradley,Carter, at Toledo (Sep 18, 2021)
TD Passes	2	Oladokun,Chris, vs South Dakota State (Sep 03, 2021)
	2	Seals,Ken, vs Vanderbilt (Sep 11, 2021)
Long Pass	46	Oladokun,Chris, vs South Dakota State (Sep 03, 2021)
Receptions	9	Johnson,Cam, vs Vanderbilt (Sep 11, 2021)
Yards Receiving	92	Janke,Jadon, vs South Dakota State (Sep 03, 2021)
TD Receptions	2	Janke,Jadon, vs South Dakota State (Sep 03, 2021)
Long Reception	46	Janke,Jadon, vs South Dakota State (Sep 03, 2021)
Field Goals	2	Cluckey,Thomas, at Toledo (Sep 18, 2021)
Long Field Goal	43	Cluckey,Thomas, at Toledo (Sep 18, 2021)
Punts	9	Smith,Harrison, vs Vanderbilt (Sep 11, 2021)
Punting Avg	46.6	Flint,Bailey, at Toledo (Sep 18, 2021)
Long Punt	66	Smith,Harrison, vs Vanderbilt (Sep 11, 2021)
Punts inside 20	4	Smith,Harrison, vs Vanderbilt (Sep 11, 2021)
	4	Flint,Bailey, at Toledo (Sep 18, 2021)
Long Punt Return	18	Maddox,Devin, at Toledo (Sep 18, 2021)
Long Kickoff Return	15	McKinley-Lewis,, at Toledo (Sep 18, 2021)
Tackles	13	Orji,Anfernee, vs Vanderbilt (Sep 11, 2021)
Sacks	1.0	Spalding,Graham, vs South Dakota State (Sep 03, 2021)
	1.0	Madison,Kinser, vs South Dakota State (Sep 03, 2021)
	1.0	Sanders,Caleb, vs South Dakota State (Sep 03, 2021)
Tackles For Loss	2.0	Bock,Adam, vs South Dakota State (Sep 03, 2021)
Interceptions	1	Mcgaughy,Daeton, vs South Dakota State (Sep 03, 2021)
	1	Mahoney,Jaylen, vs Vanderbilt (Sep 11, 2021)

The Automated ScoreBook  
Colorado State Game Superlatives (as of Sep 18, 2021)  
All games

OPPONENT TEAM GAME HIGHS

Rushes	37	vs Vanderbilt (Sep 11, 2021)
Yards Rushing	240	vs South Dakota State (Sep 03, 2021)
Yards Per Rush	7.1	vs South Dakota State (Sep 03, 2021)
TD Rushes	4	vs South Dakota State (Sep 03, 2021)
Pass attempts	43	at Toledo (Sep 18, 2021)
Pass completions	27	vs Vanderbilt (Sep 11, 2021)
Yards Passing	270	at Toledo (Sep 18, 2021)
Yards Per Pass	8.0	vs South Dakota State (Sep 03, 2021)
TD Passes	2	vs South Dakota State (Sep 03, 2021)
	2	vs Vanderbilt (Sep 11, 2021)
Total Plays	79	vs Vanderbilt (Sep 11, 2021)
Total Offense	464	vs South Dakota State (Sep 03, 2021)
Yards Per Play	7.5	vs South Dakota State (Sep 03, 2021)
Points	42	vs South Dakota State (Sep 03, 2021)
Sacks By	3	vs South Dakota State (Sep 03, 2021)
First Downs	22	vs South Dakota State (Sep 03, 2021)
Penalties	11	at Toledo (Sep 18, 2021)
Penalty Yards	89	at Toledo (Sep 18, 2021)
Turnovers	1	vs Vanderbilt (Sep 11, 2021)
	1	at Toledo (Sep 18, 2021)
Interceptions By	1	vs South Dakota State (Sep 03, 2021)
	1	vs Vanderbilt (Sep 11, 2021)
Punts	9	vs Vanderbilt (Sep 11, 2021)
Punting Avg	46.6	at Toledo (Sep 18, 2021)
Long Punt	66	vs Vanderbilt (Sep 11, 2021)
Punts inside 20	4	vs Vanderbilt (Sep 11, 2021)
	4	at Toledo (Sep 18, 2021)
Long Punt Return	18	at Toledo (Sep 18, 2021)



**collegepressbox**  
SINCE 2005 EVERYTHING BUT THE PREGAME MEAL



**NATIONAL CHAMPIONSHIP**

JANUARY 10 | INDIANAPOLIS

**130 Teams**  
**10 Conferences**  
**44 Bowls**  
**25 Awards**

**collegepressbox** is the official  
media website for Division I football

Access and download game notes, quotes, statistics, media guides,  
headshots, logos and more for all FBS schools, conferences,  
postseason games, awards and the College Football Playoff

**For access, please register for an account at:**  
**[collegepressbox.com/register](https://collegepressbox.com/register)**