



# IOWA FOOTBALL

35 BOWL GAMES • 11 BIG TEN CHAMPIONSHIPS • 31 CONSENSUS ALL-AMERICANS • 18 CFB HALL OF FAME INDUCTEES

**GAME  
11**

**IOWA  
HAWKEYES**

(RV/22) IOWA  
(8-2, 5-2 B1G)



ILLINOIS  
(5-5, 3-4 B1G)

**ILLINOIS  
FIGHTING ILLINI**

SATURDAY, NOV. 18, 2023 | 2:35 P.M. (CT) | KINNICK STADIUM | IOWA CITY, IOWA

## 2023 SCHEDULE/RESULTS

Sept. 2	Utah State	W, 24-14
Sept. 9	at Iowa State	W, 20-13
Sept. 16	Western Michigan	W, 41-10
Sept. 23	*at 7/7 Penn State	L, 0-31
Sept. 30	*Michigan State	W, 26-16
Oct. 7	*Purdue	W, 20-14
Oct. 14	*at Wisconsin	W, 15-6
Oct. 21	*Minnesota	L, 10-12
Nov. 4	*! at Northwestern	W, 10-7
Nov. 11	*Rutgers	W, 22-0
Nov. 18	*Illinois	2:35 p.m./FS1
Nov. 24	*at Nebraska	11 a.m./CBS
Dec. 2	Big Ten Championship	TBA/FOX

All times Central and subject to change | \* Big Ten Conference game |  
! Game played at Wrigley Field (Chicago)

## ON THE AIR

TV: FS1

Play-by-Play: \_\_\_\_\_ Adam Alexander

Analyst: \_\_\_\_\_ Devin Gardner

Online: \_\_\_\_\_ FOX Sports

Mobile App: \_\_\_\_\_ FOX Sports

**RADIO:** Hawkeye Radio Network/KRUI

Play-by-Play: \_\_\_\_\_ Gary Dolphin

Analyst: \_\_\_\_\_ Ed Podolak

Reporter: \_\_\_\_\_ Rob Brooks

Mobile App: \_\_\_\_\_ The Varsity Network

Satellite Radio: \_\_\_\_\_ SiriusXM 113 or 195 | SiriusXM App

**LIVE STATS:** Iowa.Statbroadcast.com

## SOCIAL MEDIA

X \_\_\_\_\_ @TheIowaHawkeyes | @HawkeyeFootball

Hashtag \_\_\_\_\_ #Hawkeyes

Instagram \_\_\_\_\_ @TheIowaHawkeyes | @HawkeyeFootball

Facebook \_\_\_\_\_ @TheIowaHawkeyes | @HawkeyeFootball

## IOWA STRATEGIC COMMUNICATIONS

Associate AD (Football Contact) \_\_\_\_\_ Matt Weitzel

X \_\_\_\_\_ @BigWeitz

Cell Phone \_\_\_\_\_ (319) 430-8176

Email \_\_\_\_\_ matthew-weitzel@uiowa.edu

Associate Director (Secondary Contact) \_\_\_\_\_ James Allan

X \_\_\_\_\_ @jcallan04

Cell Phone \_\_\_\_\_ (319) 530-5792

Email \_\_\_\_\_ james-allan@uiowa.edu

Website \_\_\_\_\_ hawkeyesports.com

X \_\_\_\_\_ @HawkeyeFBNotes

**collegepressbox**  
SINCE 2005 EVERYTHING BUT THE PREGAME MEAL

CollegePressBox is the official media website for Division I football. Access and download game notes, quotes, statistics, media guides, headshots, logos and more for all FBS schools, conferences, postseason games, awards and the College Football Playoff.



## IOWA HAWKEYES

Head Coach: Kirk Ferentz (25th season)

Record at Iowa: 194-117

Overall Record: 206-138



## ILLINOIS FIGHTING ILLINI

Head Coach: Bret Bielema

Record at Illinois: 18-17 (3rd season)

Overall Record: 115-75

## GAME INFORMATION

Date: Nov. 18, 2023

Stadium: Kinnick Stadium (69,250)

Surface: Field Turf

TV: FS1

Radio: Hawkeye Radio Network/KRUI

Series Record: Illinois leads, 39-37-2

In Iowa City: Iowa leads, 20-18-2

Last Meeting: Illinois won 9-6 on 10/8/22 in Champaign

## HAWKEYES | 1st & 10

- The Hawkeyes clinched a share of the Big Ten West Division title with its Week 11 victory over Rutgers. It is the program's third Big Ten West Division crown (2015, 2021, 2023). Iowa can secure a spot in Indianapolis for the Big Ten Championship Game with a victory in one of its final two games.
- Iowa is 8-2 overall and 5-2 in Big Ten play. It is the 15th time under head coach Kirk Ferentz that the program has won at least eight games. The program has won nine games under Ferentz nine times.
- Sweet November. Iowa has won 16 of its last 17 games in the month of November, dating back to 2019.
- SHUTOUT! Iowa shut out Rutgers, winning 22-0 on Nov. 11. It is team's first Big Ten shutout since 2019 and the 16th of the Ferentz era.
- Ferentz's win over Rutgers was his 194th career victory, moving him into a tie with Michigan's Bo Schembechler for third place in career wins as a member of the Big Ten Conference.
- Iowa's defense ranks third nationally, giving up 12.3 yards per game. The Hawkeyes have allowed one touchdown over their last 16 quarters and three touchdowns over the past 24 periods.
- Iowa's rushing defense has allowed just one touchdown on the ground in 2023, which is tops in the nation. The Hawkeyes are the only team nationally to surrender one rushing touchdown.
- Iowa > 400. Iowa's defense has allowed fewer than 400 yards in 24 consecutive games -- the longest active streak nationally. Iowa gave up 127 yards against Rutgers, the fewest in a Big Ten game since 2019.
- The Hawkeyes have allowed 14 or fewer points in 16 of their last 23 games and the defense has held nine teams without a touchdown since the start of the 2022 season. The unit has allowed one touchdown or less in eight of the first 10 games of 2023 and in 17 of the last 23 games.
- The Hawkeye offense had a season-high 402 yards (179 on the ground, 223 through the air) against Rutgers. It is the highest total for the program in a span of 32 games (at Maryland, 2021).
- QB Deacon Hill had a career-high 223 yards passing -- an Iowa season high -- completing 20-of-31 attempts with one touchdown. Hill is 4-1 as Iowa's starting quarterback.
- Five Hawkeyes are semifinalists for seven national awards. (Cooper DeJean (Thorpe/Lott IMPACT/Bednarik), Joe Evans (Burlsworth), Jay Higgins (Butkus), Drew Stevens (Groza), Tory Taylor (Ray Guy)).
- DB Cooper DeJean hasn't allowed a touchdown in more than 400 snaps in coverage during the 2023 season.
- Five Hawkeyes have earned six Big Ten weekly honors this season: DB Sebastian Castro, DB Cooper DeJean, LB Nick Jackson, P Tory Taylor (2) and K Drew Stevens. Iowa has had the Big Ten Special Teams Player of the Week four times in 2023.
- Four Hawkeyes -- Cooper DeJean, Tory Taylor, Jay Higgins and Sebastian Castro -- were selected midseason All-Americans by various outlets. DeJean, Taylor and Higgins were first team honorees.
- Iowa is bowl eligible for the 22nd time in the last 23 seasons under head coach Kirk Ferentz.
- Tory Taylor was named the Ray Guy Award Punter of the Week on Oct. 24. The Australian has been named to the Ray's 8 five times and he has twice been named the Big Ten Special Teams Player of the Week in 2023. Taylor leads the Big Ten and ranks sixth nationally with a 47.6-yard punting average in 2023.
- LB Jay Higgins and LB Nick Jackson have combined for 200 tackles this season -- the highest by a Power 5 tandem in the nation. Higgins leads the Big Ten and ranks third nationally (the most by a Power 5 player) with 12.1 tackles per game. He has two 15+ and seven 10+ tackle games this season. Jackson has two 10+ tackle games this season and 22 for his career.
- Higgins has 89 tackles in seven Big Ten games, averaging 12.7 tackles per contest -- 23 more than Northwestern's Bryce Gallagher. Higgins had 18 tackles at Penn State, tied for the sixth-most in a game this season and the most by a Hawkeye since Jack Campbell in 2021.

**SMART • TOUGH • PHYSICAL • TOGETHER**


# OFFENSIVE PLAYERS TO WATCH



## 10 • DEACON HILL • SO • QB • 6-3 • 258

*Santa Barbara, Calif. (Santa Barbara/Wisconsin)*

- 5 career starts (4-1 record), 10 career games played
- 67-of-144 for 715 yards and 4 TDs in '23... 20-of-31 for career-high 223 yards and 1 TD vs. Rutgers... 3-of-4 TDs to tight ends
- Appeared in one career game at Wisconsin... recruited by Iowa senior special assistant to head coach Jon Budmayr at Wisconsin
- Invited to 2021 Polynesian Bowl... threw for 3,102 yards and 33 TDs as junior and ran for 461 yards with 13 TDs



## 86 • STEVEN STILIANOS • SR • TE • 6-5 • 255

*Hayes, Va. (Christchurch School/Lafayette)*


- 25 career starts, 32 career games played
- Started last six games at TE from Week 4-10... missed Rutgers game with injury... has five receptions for 54 yards
- Transfer from Lafayette College where he was a first-team All-Patriot League selection in 2021
- Had 65 receptions for 534 yards and five TDs at Lafayette



## 4 • LESHON WILLIAMS • JR • RB • 5-10 • 208

*Chicago, Ill. (Richards)*


- 12 career starts, 25 career games played
- Two 100-yard games in '23... rushed for a career-high 174 yards on 25 attempts and a TD at Wisconsin... 82-yd. TD run, longest rush by a Hawkeye since 1997... had 145 rushing yards vs. WMU and a 25-yard TD reception -- first receiving TD... 79 yards vs. NW, 63 vs. Rutgers
- 123 rushes for 614 yards in '23... went over 1,000 career yards at NW... 1,095 career yards on 260 att... 52nd Hawkeye to reach 1,000 yards



## 78 • MASON RICHMAN • JR • LT • 6-6 • 312

*Leawood, Kan. (Blue Valley)*

- 32 career starts, 35 career games played
- All starts have been at left tackle... paved way for 254 rushing yards vs. WMU -- most since 2019 -- 181 yards vs. Purdue, 200 at Wisconsin -- most vs. Badgers since 2008 and 179 vs. Rutgers
- HM All-Big Ten in '22
- 2X Academic All-Big Ten



## 9 • JAZIUN PATTERSON • RS FR • RB • 5-10 • 204

*Pompano Beach, Fla. (Deerfield Beach)*

- 1 career start, 10 career games played... missed Week 4-6 with injury
- Has 46 carries for 180 yards and two touchdowns in '23
- Had 10 carries for 86 yards and a touchdown at Iowa State, including a career-high 59-yard rush
- Carried 10 times for 53 yards and had a TD against Rutgers
- Played in three games as a true freshman... redshirted



## 60 • RUSTY FETH • SR • LG • 6-3 • 310

*Collerain, Ohio (Collerain)*

- 39 career starts, 48 career games played
- Started four games at LG... 200 rushing yards at Wisconsin -- most since 2008
- Graduate transfer... started 34 career games at Miami (Ohio)... second-team All-MAC honoree in '22
- Coached at Miami (Ohio) for two seasons by current Iowa OL coach George Barnett



## 89 • NICO RAGAINI • 6TH • WR • 6-0 • 190

*East Haven, Conn. (Notre Dame/Avon Old Farms Prep)*

- 21 career starts, 59 career games played
- Sixth season... has 19 catches for 167 yards in '23... 4 catches for 48 yards vs. Rutgers
- Had 32 rec. for 365 yds and 1 TD in '22... 144 career catches for 1,521 yards and 4 TDs... 8th-most receptions in school history (2 behind Ronnie Harmon)... 21st in school history in career receiving yards.



## 76 • TYLER ELSBURY • JR • C • 6-5 • 315

*Byron, Ill. (Byron)*


- 2 career starts, 34 career games played
- Played majority of wins at N'western and vs. Rutgers... helped Iowa rush for 179 yards against Scarlet Knights' 10th-ranked defense
- Two-time Academic All-Big Ten



## 3 • KALEB BROWN • SO • WR • 6-0 • 198

*Chicago, Ill. (St. Rita/Ohio State)*

- 2 career starts, 11 career games played
- Has four receptions for 50 yards and 1 TD in '23
- Had a career-high 3 receptions for 27 yards and first career TD vs. Rutgers
- First career completion -- a 23-yarder at Northwestern -- that set up Iowa's game-winning FG
- Played in five games at Ohio State before transferring
- Four-star recruit... No. 8 wide receiver nationally and No. 62 player overall



## 77 • CONNOR COLBY • JR • RB • 6-6 • 311

*Cedar Rapids, Iowa (Kennedy)*

- 33 career starts, 37 career games played
- Paved way for 254 rushing yards vs. WMU -- most since 2019... had key block on Patterson's 59-yard run at Iowa State... 181 rush yards vs. Purdue and 200 at Wisconsin -- most since 2008... 179 vs. Rutgers
- Started games at LT and LG in '22... final five games at LG... started final 11 games at RG in '21
- Freshman All-American... Academic All-Big Ten in '22



## 6 • SETH ANDERSON • SO • WR • 6-0 • 180

*Suwanee, Ga. (North Gwinnett/Charleston Southern)*

- 17 career starts, 23 career games played
- Has 8 catches for 115 yards with 1 TD and three rushes for 50 yards in '23... had two catches, 41 yards vs. Utah State... 36-yard TD on first pass of '23 season
- Charleston Southern transfer... Big South Offensive Freshman of the Year... Jerry Rice Freshman of the Year finalist
- Has 49 career receptions for 686 yards and seven TDs
- Son of 10-year NFL veteran Willie "Flipper" Anderson



## 67 • GENNINGS DUNKER • SO • RT • 6-5 • 320

*Lena, Ill. (Lena-Winslow)*

- 11 career starts, 20 career games played
- First career start at RT vs. Utah State
- Paved way for 254 rushing yards vs. WMU -- most since 2019 -- and 181 yards vs. Purdue and 200 at Wisconsin -- most since 2008... 179 vs. Rutgers
- Won Solon Beef Days Hay Bale toss at 14'6" beating teammate Logan Jones
- Academic All-Big Ten... majoring in human physiology



## 87 • ADDISON OSTRENGA • SO • TE • 6-4 • 255

*Sun Prairie, Wis. (Sun Prairie)*

- 2 career starts, 21 career games played
- 14 catches for 82 yards and 1 touchdown in '23
- Had career-high 8 catches for 47 yards vs. Rutgers... had 3 catches for 15 yards and first career TD at N'western... also made first career start vs. NW
- Has 15 career catches for 98 yards and one TD
- Played in all 13 games as a true freshman in '22



## 18 • DREW STEVENS • SO • K • 6-0 • 199

*North Augusta, S.C. (North Augusta)*

- Lou Groza Award Semifinalist in 2022 & 2023
- 17-of-22 on FG in '23... 35-of-46 in KO touchbacks... B1G Special Teams Player of Week on Nov. 6 after making GW 53-yard FG with 14 seconds left at NW... went 4-for-4 in FGA with a 53-yarder vs. MSU (2nd longest) of career... tied a career high with 4 makes... made 2 FG at Wisconsin from 48 and 40 yards... went 3-for-4 in FG vs. Rutgers.
- 2nd-team Freshman All-American in '22... went 16-of-18 on FG attempts... 16 FG most by an Iowa freshman
- 33-of-40 career FG (6-of-6 from 30-39; 7-of-13 from 40-49; 4-for-5 from 50-59)... converted all 37 PAT attempts in his career



# DEFENSIVE PLAYERS TO WATCH



## 45 • DEONTAE CRAIG • JR • DE • 6-3 • 266

Fort Wayne, Ind. (Culver Academies)


- 10 career starts, 29 career games played
- Has 45 tackles, 4 TFL, 2 sacks, 2 PB and 6 QB hurries in '23
- Had 6 tackles and 0.5 TFL at N'western... had 1.5 TFL vs. Purdue... career-high 8 tackles vs. Michigan St. and Minnesota
- 31 tackles, 10 TFL, 6.5 sacks in '22
- Had 3.5 TFL, 1 sack and 1 FF in Music City Bowl win over Kentucky



## 94 • YAHYA BLACK • JR • DT • 6-5 • 315

Marshall, Minn. (Marshall)


- 10 career starts, 36 career games played
- Has 41 tackles, 3 TFL, 2 sacks, 1 FF, 2 PB, and 2 hurries in '23... had 1 sack at N'western... had career-high seven tackles at Penn State... sack forced a fumble that resulted in a safety at Wisconsin
- 11 tackles, 1.5 TFL, 1 sack in '22
- Three-year basketball letterwinner in HS



## 85 • LOGAN LEE • SR • DT • 6-5 • 291

Orion, Ill. (Orion)


- 37 career starts (consecutive), 39 career games played
- Has 43 tackles and 4 TFL and 2 sacks in '23... blocked a FG at Iowa State -- second of his career... had 10 tackles, 2.5 TFL and 2 sacks vs. Purdue -- all career highs
- HM All-Big Ten in '22... had 54 tackles, 8 TFL, 3 sacks and 3 QH in '22
- Only married player on team... wife's name is Tori
- Member of 2023 Player Council



## 13 • JOE EVANS • 6TH • DE • 6-2 • 252

Ames, Iowa (Ames)

- 23 career starts, 53 career games played
- Burlsworth Trophy semifinalist -- top former walk-on... has 35 tackles, 8.5 TFL, 4.5 sacks, 2 PB and a team-high nine QB hurries... had 4 tackles and 1 sack at N'western... had six tackles and one sack vs. Minnesota... had a career-high seven tackles at Penn St... had 4.5 TFL vs. Purdue
- Has 23 career sacks -- 7th most in program history
- Second-team All-Big Ten in '22 (media)



## 95 • AARON GRAVES • SO • DT • 6-4 • 293

Dayton, Iowa (Southeast Valley)


- 0 career starts, 22 career games played
- Has 29 tackles, 3 TFL, 1 sack, 1 PB and 1 FF in '23
- Had five tackles, 1 sack and 1.5 TFL vs. Purdue... six tackles vs. Minnesota
- Had 14 tackles, including 5.5 TFL and 2.5 sacks in '22
- Named MaxPreps Male National Athlete of the Year for 2021-22
- Earned associates degree from Iowa Central CC while in HS



## 37 • KYLER FISHER • SR • LB • 5-11 • 233

Farnhamville, Iowa (SE Valley)

- 1 start, 43 career games played
- Has 23 tackles, 3.5 TFL and 1 sack in '23... also has 1 PB, 1 hurry and 1 FF... had a career-high seven tackles at Penn State in his first career start
- Made key play on special teams, returning a blocked punt 14 yards for a TD at Nebraska in '21
- Redshirted after joining team as walk-on in '19



## 10 • NICK JACKSON • SR • WLB • 6-1 • 237

Atlanta, Ga. (Lovett School/Virginia)

- 43 career starts, 56 career games played
- Has 79 tackles (2nd on team, 8th in B1G), 7 TFL, 3 sacks, 2 FF, 2 PB and 3 QB hurries in '23... had 7 tackles, 1 TFL and 1 sack vs. Rutgers and 7 tackles, 1 sack at NW... had a season-high 13 tackles and 2.5 TFL at Penn State and 10 tackles, 1 TFL and a 4th quarter FF vs. Michigan St... B1G Co-Defensive POW on Oct. 2
- Graduate transfer from Virginia... has 443 career tackles, 27 TFL and 13.5 sacks... 22 career 10+ tackle games... has 3 100+ tackle seasons
- Second-team All-ACC in '22... Butkus Award Watch List



## 34 • JAY HIGGINS • SR • MLB • 6-2 • 233

Indianapolis, Ind. (Brebeuf Jesuit Prep)

- 11 career starts, 42 career games played
- Midseason All-American... Butkus semifinalist... has a team-high 121 tackles, 3 PB, 2 QB hurries, 1 FF and 1 FR... leads Big Ten and ranks third in NCAA with 12.1 tackles per game (most by Power 5 player)... 2 games with 15+ tackles, 7 games with 10+ tackles... had 18 tackles at Penn State -- most by a Hawkeye since 2012... had 16 tackles (12 solo) vs. Utah State... finished with 12 tackles and had first career INT vs. Purdue... had 13 tackles and a FR at Wisconsin, 14 tackles vs. MINN, 12 at NU



## 29 • SEBASTIAN CASTRO • SR • CASH • 5-11 • 205

Oak Lawn, Ill. (Richards)

- 17 career starts, 37 career games played
- Midseason All-American... has 45 tackles, 6 TFL, 3 INT and 5 PB in '23
- B1G Defensive POW on 9/11... had a 30-yard pick 6 (first career INT) and four tackles at Iowa State... had five tackles and an INT vs. MSU... had seven solo tackles, 2 TFL, a blitz that forced a safety and a game-sealing INT at Wisconsin... 7 tackles and 1 TFL vs. Minnesota
- Had 33 tackles, 3 TFL, 2 FF, 5 PB in '22... Next Man In Award, Defense in '22



## 3 • COOPER DEJEAN • JR • DB • 6-1 • 207

Odebolt, Iowa (OA-BCIG)

- 23 career starts, 30 career games played
- Midseason All-American... Thorpe, Bednark & Lott IMPACT Trophy semifinalist... has 41 tackles, 2 TFL and 5 PB in '23... has 2 INTs... had INT vs. Purdue and 41 yard return... had an INT (6th of career) and 70-yd. punt return for TD vs. Mich. St. en route to being named the B1G Special Teams POW... 15th longest PR in school history... had 10 tackles at Iowa State -- third career 10+ tackle game.
- No. 1 in Big Ten, 13th in nation with 11.5 punt return avg... t2nd in punt return TDs



## 1 • XAVIER NWANKPA • SO • SS • 6-2 • 210

Pleasant Hill, Iowa (Southeast Polk)

- 11 career starts, 23 career games played
- Has 37 tackles, 1 INT, 2 TFL, 1 sack and 2 PB in '23... had interception -- second of his career -- vs. Utah State... had 5 tackles and a sack at N'western... tied a career-high with eight tackles vs. MSU
- Eight tackles, 52-yd pick-six in first career start vs. Kentucky in 2022 Music City Bowl
- Adidas All-American... MaxPreps Iowa Player of Year



## 30 • QUINN SCHULTE • SR • FS • 6-1 • 209

Cedar Rapids, Iowa (Xavier)


- 23 career starts, 38 career games played
- Has 51 tackles, 1 INT, 2.5 TFL and 2 PB in '23... had an INT and 39-yard return vs. Rutgers... had a season-high 8 tackles in cons. games vs. MSU and Purdue
- 71 tackles, 6 PB, 1 INT in '22
- Named to 2023 Player Council... preseason All-Big Ten
- 3X Academic All-Big Ten... CSC Academic All-District



## 27 • JERMARI HARRIS • JR • DB • 6-1 • 190

Chicago, Ill. (Montini Catholic)

- 14 starts, 28 career games played
- Has 27 tackles, 1 INT and 3 PB in '23... had 3 tackles, 2 PB vs. Rutgers... 6 tackles vs. Purdue... had 4 tackles and INT vs. MSU... started and saw his first action since Jan. 1, 2022 vs. WMU... missed all of '22 because of injury



## 9 • TORY TAYLOR • SR • P • 6-4 • 232

Melbourne, Australia (Haileybury College)

- Midseason All-American... Ray Guy semifinalist... 63 punts (most in nation) for 47.6 yards in '23 (21 FC, 24 50+, 24 I20)... No. 1 in B1G, 6th in NCAA in punting... named to Ray's 8 Weeks 1, 2, 4 & 5
- Ray Guy Punter of the Week (Oct. 24)... B1G Special Teams Player of the Week on Oct. 9, Oct. 16... 4th & 5th career honors
- 10 punts at Wisconsin for a career-high 506 yards (50.6 avg)... 6 inside 20... punts of 62, 60, 59, 53, 54 yards... 9 punts, 444 yards (49.3) vs. Minnesota
- 7 punts for 366 yards with a long of 62 at Penn St... 52.3 avg. is career best
- 1st-team All-American '22 three outlets in '22... 45.9 career avg. on 265 punts... set school record yardage total in both '21 and '22

# 2023 IOWA FOOTBALL

## THE SERIES

- Saturday will be the 79th meeting between Iowa and Illinois -- a series that began in 1899. Iowa trails the all-time series, 39-37-2, but the Hawkeyes have won 16 of the last 20 meetings and 13 of the last 15 contests.
- Illinois won a defensive battle in 2022, winning 9-6 in Champaign, to snap Iowa's eight-game winning streak in the series.
- Iowa holds a 20-18-2 advantage over the Illini in games played in Iowa City. The Hawkeyes have won the last seven games between the two schools in Kinnick Stadium.

## SERIES RESULTS

11/30/1899	W	58-0 (A)
11/9/1901	L	0-27 (H)
11/27/1902	L	0-80 (A)
11/21/1903	W	12-0 (H)
11/19/1904	L	0-29 (A)
11/9/1907	W	25-12 (H)
11/7/1908	L	0-22 (A)
10/26/1918	L	0-19 (H)
10/18/1919	L	7-9 (A)
10/23/1920	L	3-20 (A)
10/15/1921	W	14-2 (H)
10/21/1922	W	8-7 (A)
10/20/1923	L	6-9 (H)
11/1/1924	L	0-36 (A)
10/17/1925	W	12-10 (H)
10/16/1926	L	6-13 (A)
11/5/1927	L	0-14 (H)
10/20/1929	T	7-7 (H)
10/26/1935	W	19-0 (A)
10/17/1936	T	0-0 (H)
11/23/1940	W	18-7 (H)
11/8/1941	W	21-0 (A)
10/17/1942	L	7-12 (#5) (H)
11/6/1943	L	10-19 (H)
10/14/1944	L	6-40 (#14) (A)
11/10/1945	L	7-48 (A)
11/2/1946	L	0-7 (#11) (H)
10/4/1947	L	12-35 (H)
11/6/1948	L	0-14 (A)
10/8/1949	L	14-20 (H)
11/11/1950	L	7-21 (#10) (H)
11/10/1951	L	13-40 (#2) (A)
11/8/1952	L	13-33 (H)
11/25/1967	L	19-21 (H)
11/23/1968	W	37-13 (A)
11/22/1969	W	40-0 (A)
11/21/1970	W	22-16 (H)
11/20/1971	L	0-31 (A)
11/25/1972	W	15-14 (H)
10/27/1973	L	0-50 (A)
10/26/1974	W	14-12 (H)
9/11/1975	L	12-27 (H)
9/11/1976	L	6-24 (A)
10/6/1979	W	13-7 (A)
10/11/1980	L	14-20 (H)
10/31/1981	L	7-24 (A)
10/30/1982	W	14-13 (H)
10/1/1983	L	0-33 (A)
9/29/1984	W	21-16 (H)

11/9/1985	W	59-0 (H)
11/8/1986	L	16-20 (A)
11/4/1989	L	7-31 (#8) (H)
11/3/1990	W	54-28 (#5) (A)
10/19/1991	W	24-21 (#13) (H)
10/17/1992	W	24-14 (A)
10/16/1993	L	3-49 (H)
10/15/1994	L	7-47 (A)
11/4/1995	L	7-26 (H)
11/2/1996	W	31-21 (A)
9/27/1997	W	38-10 (H)
9/26/1998	W	37-14 (A)
11/6/1999	L	24-40 (H)
10/14/2000	L	0-31 (A)
11/1/2003	W	41-10 (H)
10/30/2004	W	23-13 (A)
10/1/2005	W	35-7 (H)
9/23/2006	W	24-7 (A)
10/13/2007	W	10-6 (#18) (H)
11/1/2008	L	24-27 (A)
11/15/2014	W	30-14 (A)
10/10/2015	W	29-20 (H)
11/19/2016	W	28-0 (A)
10/7/2017	W	45-16 (H)
11/17/2018	W	63-0 (A)
11/23/2019	W	19-10 (H)
12/5/2020	W	35-21 (A)
11/20/2021	W	33-23 (H)
10/8/2022	L	6-9 (A)

## MORE NOTABLES

- Head coach Kirk Ferentz is one of 20 coaches named to the 2023 Dodd Trophy Midseason Watch List. Ferentz was the Bobby Dodd National Coach of the Year in 2015.
- WR Nico Ragaini eclipsed the 1,500 career receiving yards mark against Rutgers. He is eighth in career receptions (144, 2 behind Ronnie Harmon) and 21st in career yardage (1,521).
- Block Thompson. Iowa DL Anterio Thompson had his second punt block of the season to set up Iowa's first touchdown in the road win at Northwestern. He is one of 16 players nationally with at least two blocks this season.
- RB Leshon Williams became the 52nd player in program history to surpass the 1,000 career rushing yards mark in Iowa's road win at Northwestern. Williams has a team-high 614 yards this season and 1,095 yards for his career.
- The Hawkeyes have nine interceptions through 10 games (to rank 46th nationally), including Sebastian Castro's 30-yard pick-six in the road win at Iowa State. The interception return for a touchdown extended Iowa's streak to 16 consecutive seasons (and 21 of the last 23 years). It is the second-longest active streak nationally.
- Iowa finished with a 37 passing yards in the road win at Wisconsin, the fewest for the program since passing for 28 yards in a 10-7 home victory over Nebraska in 1981. The Hawkeyes had 65 passing yards in the road win at Northwestern.
- The Hawkeyes played in front of eight straight sellouts and nine overall sellouts in 10 games.
- Since the start of the 2015 season, Iowa is 70-2 when leading by eight points at any point in a game.

## GENERAL INFORMATION

**Location:** Iowa City, Iowa  
**Founded:** 1847  
**Enrollment:** 31,452  
**President:** Barbara J. Wilson  
**Interim Tippie Director of Athletics:** Beth Goetz  
**Conference:** Big Ten (West Division)  
**Nickname:** Hawkeyes  
**Mascot:** Herky  
**Colors:** Black and Gold (PMS 116)  
**First Year of Football:** 1889  
**All-Time Record:** 692-574-39  
**All-Time Bowl Record:** 18-16-1  
**National Championships:** 1921, '22 '56, '58, '60

## STADIUM INFORMATION

**Stadium:** Kinnick Stadium  
**Field:** Duke Slater Field  
**Opened:** 1929  
**Capacity:** 69,250  
**Playing Surface:** Field Turf  
**All-Time Record:** 313-193-15

## IOWA COACHES GAME DAY LOCATIONS

### OFFENSE

Brian Ferentz (field)	Offensive Coordinator/QBs
Ladell Betts (field)	Running Backs
Kelton Copeland (booth)	Wide Receivers
George Barnett (field)	Offensive Line
Abdul Hodge (field)	Tight Ends

### DEFENSE

Phil Parker (field)	Defensive Coordinator/DBs
Kelvin Bell (field)	Defensive Line
Jay Niemann (booth)	Assistant Defensive Line
Seth Wallace (field)	Asst. Defensive Coordinator/LBs

### SPECIAL TEAMS

LeVar Woods (field)	Special Teams Coordinator
---------------------	---------------------------

## 2023 BIG TEN STANDINGS

### WEST DIVISION

Team	Big Ten	Pct.	Overall	Pct.
<b>IOWA</b>	<b>5-2</b>	<b>.714</b>	<b>8-2</b>	<b>.800</b>
Nebraska	3-4	.429	5-5	.500
Minnesota	3-4	.429	5-5	.500
Northwestern	3-4	.429	5-5	.500
Wisconsin	3-4	.429	5-5	.500
Illinois	3-4	.429	5-5	.500
Purdue	2-5	.286	3-7	.300

### EAST DIVISION

Team	Big Ten	Pct.	Overall	Pct.
Ohio State	7-0	1.000	10-0	1.000
Michigan	7-0	1.000	10-0	1.000
Penn State	5-2	.714	8-2	.800
Maryland	3-4	.429	6-4	.600
Rutgers	3-4	.429	6-4	.600
Indiana	1-6	.143	3-7	.300
Michigan St	1-6	.143	3-7	.300



## 2023 IOWA FOOTBALL

- Iowa is 156-8-1 when allowing 10 points or less since 1970 and 389-59-19 when allowing 10 points or less all-time.
- The Hawkeye defense has scored 10 points during the 2023 season and 50 points since the start of the 2022 season.

### AT THE TOP

Kirk Ferentz is in his 25th season as Iowa's head football coach. He is the longest tenured active head coach in college football. Ferentz has 120 Big Ten wins as Iowa's head coach -- the third most of any coach in Big Ten Conference history.

- Ferentz's 194 wins in all games coached as a member of the Big Ten Conference are tied for the third most in league history. He is one of five coaches in Big Ten Conference history to win at least 150 games as a member of the Big Ten Conference.
- Ferentz won his 200th career game on Sept. 11 at Iowa State. He is the 27th coach at an FBS institution to reach the 200-career win milestone and the 99th coach across all divisions. Former Hawkeye head coach Hayden Fry finished his career with 236 victories.

### SENIOR DAY SATURDAY

The Hawkeyes will honor 20 seniors prior to Saturday's home finale against Illinois. Iowa's Senior day honorees include: Erick All, Sebastian Castro, Nick DeJong, Joe Evans, Asher Fahey, Rusty Feth, Kyler Fisher, Jermari Harris, Jay Higgins, Nick Jackson, Logan Lee, Daijon Parker, Nico Ragaini, Chris Reames, Liam Reardon, Quinn Schulte, Noah Shannon, Josef Smith, Steven Stilianos and Tory Taylor.

### MIDSEASON ALL-AMERICANS

Sebastian Castro -- Associated Press (second)  
Cooper DeJean -- Associated Press (first), ESPN (first), The Athletic (first), FOX (first)  
Jay Higgins -- FOX (first), Sporting News (first), Associated Press (second)  
Tory Taylor -- Associated Press (first), ESPN (first), Sporting News (first), CBS (first), The Athletic (first), FOX (first)

### NATIONAL AWARD SEMIFINALISTS

Cooper DeJean (Jim Thorpe Award/Lott IMPACT Trophy/Bednarik Award)  
Joe Evans (Burlsworth Trophy)  
Jay Higgins (Butkus Award)  
Drew Stevens (Lou Groza Award)  
Tory Taylor (Ray Guy Award)

### B1G WEST DIVISION CHAMPIONS

The Hawkeyes clinched a share of the Big Ten West Division title with its 22-0 victory over Rutgers on Nov. 11. It is the third West Division crown in program history (2015, 2021, 2023).

- Iowa will secure a spot in the Big Ten Championship Game in Indianapolis with a win over Illinois or a road win at Nebraska.

### 8 & COUNTING

The Hawkeyes won their eighth game for the 15th time under head coach Kirk Ferentz. Iowa has won eight or more games in eight of the last nine years (the team went 6-2 during the COVID season in 2020).

- Iowa has won nine games nine times under Ferentz and posted a double-digit win total seven times under Ferentz.

### STIFLING SHUTOUT!

The Hawkeyes notched their first shutout of the season in its 22-0 victory over Rutgers on Nov. 11. It was the team's first Big Ten shutout since 2019 (Rutgers) and third since the start of the 2022 season. Iowa has 16 shutouts during the Kirk Ferentz era.

- Iowa limited the Scarlet Knights to 127 yards -- the fewest in a league game since 2019. The rushing defense held Rutgers 150 yards below its season average (34 yards) and bottled up the Big Ten's leading rusher, limiting Kyle Monangai to 39 yards on 13 carries.
- The 127 yards are the seventh fewest allowed in the Ferentz era, while the seven first downs allowed are tied for the sixth fewest and the seven pass completions allowed are tied for the fifth fewest.

### OFFENSE BREAKS THROUGH

After averaging 225.3 yards over its first nine games, Iowa's offense erupted for 402 yards against the nation's 10th-ranked Rutgers defense on Nov. 11. It was the first 400-yard game in the last 32 contests (Maryland, 2021).

- The Hawkeyes had 223 passing and 173 rushing yards -- the first 200+ passing and 100+ rushing game since Northwestern in 2022.
- QB Deacon Hill passed for a career-high 223 yards, completing a season-high 20 passes.
- Seven different receivers caught at least one pass and three running backs had 53 or more yards.

## THE NITTY GRITTY

IOWA (8-2, 5-2)						ILLINOIS (5-5, 3-4)						NCAA TEAM RANKINGS																							
TEAM STATISTICS			IOWA			OPP			TEAM STATISTICS			ILL			OPP			CATEGORY			IOWA			ILL											
Points/Game			18.8			12.3			Points/Game			23.8			29.3			Total Offense			130			59											
First Downs			131			164			First Downs			207			229			Rushing Offense			102			91											
Rushing/Game			121.0			112.7			Rushing/Game			134.5			154.3			Passing Offense			127			40											
Passing/Game			122.0			168.8			Passing/Game			261.2			233.6			Team Passing Eff.			129			48											
Total Offense/Game			243.0			281.5			Total Offense/Game			395.7			387.9			Scoring Offense			120			89											
Fumbles-Lost			15-7			12-3			Fumbles-Lost			13-8			16-8			Total Defense			8			77											
Pen./Yds. per game			31/26.6			68/58.0			Pen./Yds. per game			72/68.6			57/47.3			Rushing Defense			23			79											
Time of Poss.			28:10			31:50			Time of Poss.			28:29			31:31			Passing Yards Allowed			10			77											
INDIVIDUAL LEADERS						INDIVIDUAL LEADERS						INDIVIDUAL LEADERS						INDIVIDUAL LEADERS																	
RUSHING			Att.			Net			Avg.			TD			YPG			RUSHING			Att.			Net			Avg.			TD			YPG		
L. Williams			123			614			5.0			1			61.4			K. Feagin			95			438			4.6			2			48.7		
K. Johnson			84			332			4.0			2			55.3			R. Love III			75			397			5.3			3			66.2		
PASSING			C-A-I			Pct.			Yds.			TD			YPG			PASSING			C-A-I			Pct.			Yds.			TD			YPG		
D. Hill			67-144-5			46.5			715			4			79.4			L. Altmyer			175-270-10			64.8			1,883			13			209.2		
C. McNamara			46-90-3			51.1			505			4			101.0			J. Paddock			39-62-1			62.9			729			6			145.8		
RECEIVING			Rec.			Yds.			Avg.			TD			YPG			RECEIVING			Rec.			Yds.			Avg.			TD			YPG		
N. Ragaini			19			167			8.8			0			16.7			I. Williams			68			893			13.1			5			89.3		
A. Ostrenga			14			92			6.6			1			11.5			P. Bryant			36			515			14.3			6			51.5		
DEFENSE			U-A-TT			TFL			Sack			Int.			PB			DEFENSE			U-A-TT			TFL			Sack			Int.			PB		
J. Higgins			51-70-121			3.5			1.0			1			3			D. Rosiek			38-24-62			5.5			1			0			2		
N. Jackson			32-47-79			7.0			3.0			0			2			M. Scott			45-12-57			0			0			1			3		
Total Offense						130						59						Total Defense						8						77					
Rushing Offense						102						91						Rushing Defense						23						79					
Passing Offense						127						40						Passing Yards Allowed						10						77					
Team Passing Eff.						129						48						Team Passing Eff. Def.						4						65					
Scoring Offense						120						89						Scoring Defense						3						98					
Turnover Margin						89						110						3rd Down Conversion Pct.						124						91					
4th Down Conversion Pct.						21						46						4th Down Conversion Pct. Def.						19						116					
3rd Down Conversion Pct. Def.						90						80						4th Down Conversion Pct. Def.						90						80					
Red Zone Offense						39						28						Red Zone Defense						6						80					
Net Punting						1						57						Red Zone Defense						6						80					
Punt Returns						42						18						Net Punting						1						57					
Kickoff Returns						14						71						Punt Returns						42						18					
First Downs Offense						129						63						Kickoff Returns						14						71					
First Downs Defense						14						120						First Downs Offense						129						63					
Fewest Penalties Per Game						2						111						First Downs Defense						14						120					
Time of Possession						111						102						Fewest Penalties Per Game						2						111					
Time of Possession						111						102						Time of Possession						111						102					



- Iowa didn't have a three-and-out in the game, had a season-high 21 first downs and punter Tory Taylor had just three punts -- a season low.
- The offensive unit was 9-of-18 on third downs and 2-of-2 on fourth downs in the game and controlled the time of possession to the tune of 38:22 -- the seventh-best all-time under Kirk Ferentz.

## STEVENS EARNS B1G SPECIAL TEAMS HONOR

Sophomore Drew Stevens was named the Big Ten Special Teams Player of the Week -- the third Hawkeye special teamer to be honored -- after drilling a game-winning 53-yard field goal with 14 seconds remaining in Iowa's 10-7 road win over Northwestern at Wrigley Field. It is Stevens' second career game-winner (at Minnesota, 2022) and tied for the second-longest field goal of his career.

- It is Stevens' second career weekly honor as he was the Big Ten Freshman of the Week in 2022.

## ROCK STAR TORY

- Senior punter Tory Taylor was named the Ray Guy Award Punter of the Week on Oct. 24 after punting nine times for 444 yards, averaging 49.3 yards, against Minnesota. Four of his kicks traveled over 50 yards and four were downed inside the 20. Taylor has also been named to the Ray's 8 list five times in 2023.
- Taylor was named the Big Ten Special Teams Player of the Week on Oct. 9 after punting six times for 284 yards (47.3 average) in Iowa's 20-14 win over Purdue. Two of his six punts went over 50 yards (61 and 57) and two were downed inside the 20-yard line.
- Taylor earned his second straight weekly honor on Oct. 14 after putting on a punting display in the road win at Wisconsin. He had a career-high 506 combined punting yards (50.6 average) with half of his 10 punts going over 50 yards (two 60+) and six punts were downed inside the 20.
- Taylor has five career Big Ten weekly honors (2021 at Iowa State; 2022 vs. South Dakota State; 2022 at Rutgers, 2023 vs. Purdue; 2023 at Wisconsin). He is a midseason first-team All-American by the AP, ESPN, Sporting News, CBS, The Athletic and FOX and is a semifinalist for the Ray Guy Award.

## DEJEAN/JACKSON EARN BIG TEN WEEKLY ACCOLADES

- DB Cooper DeJean was named the Big Ten Special Teams Player of the Week on Oct. 2 after leading the Hawkeyes to a 26-16 win over Michigan State on Sept. 30. The Odebolt, Iowa, native had a 70-yard punt return for a touchdown in the fourth quarter to break a 16-all tie. It was the 15th longest punt return in school history, the first of his career and the first by a Hawkeye since 2020. DeJean also had six tackles and an interception in the game.
- LB Nick Jackson was selected as the Big Ten Co-Defensive Player of the Week on Oct. 2 after recording 10 tackles -- his second straight 10+ tackle game -- a tackle for loss and a key fourth quarter forced fumble that led to a game-sealing Hawkeye field goal.
- The honors are the first of DeJean and Jackson's careers.

## CASTRO EARNS B1G DEFENSIVE PLAYER OF THE WEEK HONORS

Senior DB Sebastian Castro was named the Big Ten Defensive Player of the Week on Sept. 11. The Illinois native have a 30-yard interception return for a touchdown in the second quarter, had four tackles and added a pass breakup in Iowa's 20-13 road victory at Iowa State. Castro's pick-six extended Iowa's active streak to 16 consecutive seasons -- the second-longest streak nationally.

## BROWN EMERGES

A week after making a key 23-yard completion on Iowa's eventual game-winning scoring drive, WR Kaleb Brown had his best game as a Hawkeye against Rutgers. The Illinois native had three catches for 27 yards, including a 10-yard touchdown pass for his first career score. Brown also had two rushes for 20 yards.

## MORE BIG TIME TIGHT ENDS?

Sophomore Addison Ostrenga was Iowa's top receiving weapon against Rutgers, pulling in a career-high eight receptions for 47 yards -- both career highs. The Wisconsin native accounted for 40 percent of QB Deacon Hill's career-high 20 completions.

- The eight receptions are the most by a Hawkeye since Sam LaPorta had nine receptions last season at Illinois.
- The performance moved Ostrenga into third on the team in receptions this season. He has 14 catches for 92 yards with one touchdown.
- Ostrenga wasn't the only Hawkeye tight end who made a big contribution. Freshman Zach Ortwerth had a 54-yard reception to set up an Iowa field goal. It was the longest reception of the season by a Hawkeye.

## WHAT A STAND!

After a pass interference penalty gave Northwestern a first-and-goal from the 2 on Nov. 4 in Wrigley Field, Iowa's defense conjured up memories of Syracuse in 2005. The Hawkeyes stopped the Wildcats on four consecutive rushing attempts -- three from the 1 -- for a turnover on downs.

## HEAT SEEKING CASTRO

Senior DB Sebastian Castro has been a like a heat seeking missile for the Hawkeye defense, piling up 45 tackles, including six tackles for loss out of the CASH position, while intercepting a team-high three passes and recording four pass break-ups. His three picks are fifth in the Big Ten and 38th nationally.

- Castro earned midseason second-team All-America honors by the Associated Press.
- The Illinois native, who was a high school teammate of RB Leshon Williams, had seven solo tackles, including two TFL and a fourth quarter interception that sealed Iowa's road win in Madison.
- Castro also came on a blitz in the fourth quarter against the Badgers in their own end zone. He flushed QB Braedyn Locke from the pocket to allow DL Yahya Black to record a sack and forced fumble, which ultimately resulted in a safety.

## HAWKEYE FOOTBALL BY THE NUMBERS

206	Ferentz's overall career victories
200	Ferentz won his 200th career game at Iowa State on Sept. 9, 2023
194	Ferentz's career wins as Iowa's all-time winningest football coach
100	Ferentz won his 100th career Big Ten game at Penn State in 2020
85	NFL Draft picks under Kirk Ferentz
62	Calvin Jones' retired number, one of two in school history
55	Hawkeyes who have played in the Super Bowl
35	Bowl games (18-16-1)
31	Ferentz's career wins against AP-ranked opponents
29	Players have combined to earn Academic All-America honors
29	Consensus All-Americans (13 under Kirk Ferentz)
27	Times finished a season ranked
26	First-team All-America honors under Kirk Ferentz
24	Heisman Trophy winner (1939)
	Nile Kinnick's retired number
24	First or second round NFL draft picks under Kirk Ferentz
18	Bowl Victories
17	CFB Hall of Famers
14	Consensus All-Americans under Ferentz
12	School record 12 wins in 2015
11	Big Ten Championships
10	Former players recognized on Kinnick Stadium Wall of Honor
11	Players under Ferentz who have won a total of 13 national awards
9	Bowl wins under Kirk Ferentz
5	National Championships (1921, 1922, 1956, 1958, 1960)
5	Five times finished the year ranked in top 10 under Ferentz
5	Former Hawkeyes in Pro Football Hall of Fame
4	Kirk Ferentz has been named B1G Coach of the Year
3	Three times won 11 games or more under Kirk Ferentz (2002, 2009, 2015)

## CAPTAINS BY WEEK

Utah State: Evans, Higgins, Lachey, McNamara  
Iowa State: Evans, Higgins, Lachey, McNamara  
W. Michigan: Evans, Higgins, Lachey, McNamara  
Penn State: Evans, Higgins, Lachey, Lee, McNamara  
Michigan St.: Evans, Higgins, Lachey, Lee, McNamara  
Purdue: Evans, Higgins, Lachey, McNamara  
Wisconsin: Evans, Higgins, Lachey, McNamara  
Minnesota: Evans, Higgins, Lachey, McNamara  
Northwestern: Evans, Higgins, Lachey, Lee  
Rutgers: Evans, Higgins, Lachey, Lee  
Illinois:  
Nebraska:

## LESHON TO THE HOUSE

RB Leshon Williams had an 82-yard touchdown run in the second quarter of Iowa's road win at Wisconsin. His rush was tied for the ninth longest in program history, the longest by a Hawkeye since 1997 (Tavian Banks) and the longest all-time by a Hawkeye against Wisconsin. It is the seventh longest run in the nation this season.

- Williams finished the game a career-high 174 rushing yards -- the most by a Hawkeye this season -- on 25 attempts for his second 100-yard rushing game of the season. The Illinois native had his first career 100-yard game, rushing for 145 yards on 12 carries against Western Michigan (and he had two receptions for 27 yards, including a 25-yard touchdown).
- Williams has a team-high 614 yards on 123 carries, averaging 5.0 yards per attempt. He finished with 79 yards on 24 attempts to eclipse the 1,000-yard mark for his career on Nov. 4 at Northwestern. He is the 52nd player in program history to reach 1,000 career yards; he has 1,095 yards.
- He has four "explosive" runs this season, including two runs of 53+ yards (82, 53).

## KJ GOES OVER 1K

In his first game since Week 2 at Iowa State, sophomore RB Kaleb Johnson returned to record his first 100-yard rushing game of the season and fourth of his career in Iowa's Homecoming victory over Purdue. The Ohio native rushed for 134 yards -- the second-highest total of his career -- on 17 attempts and scored a touchdown, a 67-yarder in the opening quarter. It was Iowa's longest offensive play of the season and the second-longest run of Johnson's career.

- Johnson's 134-yard performance pushed him over the 1,000-yard mark for his career. He is the 51st player in program history to surpass the 1,000-yard mark.
- Johnson is second on the team with 332 rushing yards on 84 carries with two touchdowns.
- Last season, Johnson rushed for an Iowa freshman record 779 yards on 151 carries, which included three 100-yard games and a team-high six touchdowns.
- Johnson had his first career 200-yard game (second career 100-yard game), finishing with 200 yards on 22 attempts with one touchdown -- his fourth of the season -- in the road win at Purdue. The yardage and attempts were both career highs.
- The 200 rushing yards were the 18th-most in a single game in program history and the second-most by a Hawkeye freshman all-time (Marcus Coker, 219 vs. Missouri, Insight Bowl). He was the first Hawkeye to rush for 200 yards in a game since 2015.

## ROAD GRINDERS

The Hawkeye rushing attack churned out 381 yards in consecutive victories over Purdue and Wisconsin -- the most in a two-game stretch since 2020 (226 vs. Michigan State, 235 vs. Minnesota).

- Iowa finished with 179 yards against Rutgers on Nov. 11 against the nation's 10th-ranked defense.
- Iowa's 200 yards against the Badgers are the most since 2008.
- The Hawkeyes rushed for 254 yards against Western Michigan on Sept. 16 -- the most for the program since 2019 against Middle Tennessee State (351 yards).

## D CREATES HAVOC

After combining for three sacks and 24 tackles for loss in Iowa's first five games, the Hawkeye defense created havoc in Week 6 against Purdue. Iowa finished with a season-high six sacks (by five different players) and had a season-high 12 tackles for loss, matching the defense's performance in the Music City Bowl victory over Kentucky.

- DL Logan Lee had career highs across the board, finishing with 10 tackles, 2.5 TFL and two sacks. It was his first career game with 10+ tackles.
- DE Joe Evans finished with seven tackles, including a career-best 4.5 TFL and one sack. The 4.5 TFL are tied for the fourth most in a game nationally this season.

## 1-2 PUNCH

Iowa linebackers Jay Higgins and Nick Jackson have been the definition of productive for the Hawkeyes in 2023. The duo have combined for 200 tackles this season, the most by a Power 5 tandem nationally.

- In all games, Higgins has 120 tackles -- the most by a Power 5 player. The 120 tackles are the 35th most in a single season in school history.
- Higgins has led or tied for the team lead in tackles in nine of Iowa's 10 games.
- In Big Ten contests, Higgins has a league-best 89 tackles -- 23 more than Northwestern's Bryce Gallagher. Higgins averages 12.7 tackles per game in seven league games.
- Both Higgins and Jackson were named to the Lombardi Award Midseason Watch List; Higgins is a semifinalist for the Butkus Award.

## IOWA'S DEFENSE...

- has allowed just one touchdown in their last 16 quarters and three touchdowns over their last 24 quarters (six games).
- has given up 11 touchdowns in 10 games -- third-fewest in the nation.
- is giving up 4.00 yards per play -- the lowest figure in the nation.
- has given up one touchdown or less in eight of 10 games this season. The unit has allowed one touchdown or less in 17

## TRUE FRESHMEN STARTERS (SINCE 1999)

Since 1999, Kirk Ferentz's first year as Iowa head coach, 33 true freshmen have started for the Hawkeyes.

2022 Kaleb Johnson, RB (6 games)  
2022 Xavier Nwankpa, DB (1 game)

2021 Connor Colby, OL (11 games)  
2021 Keagan Johnson, WR (9 games)  
2021 Arland Bruce IV, WR (4 games)

2019 Tyler Goodson, RB (2 games)  
2019 Dane Belton, DB (3 games)  
2019 Jack Campbell, LB (1 game)  
2019 Sam LaPorta, TE (1 game)

2018 Riley Moss, CB (6 games)  
2018 Julius Brents, CB (5 games)

2017 Matt Hankins, FS (2 games)  
2017 Ihmir Smith-Marsette, WR (3 games)  
2017 Tristan Wirfs, OL (7 RT, 1 LT)

2016 Manny Rugamba, CB (3 games)

2015 Jerminic Smith, WR (2 games)  
2015 James Daniels, LG (2 games)

2013 Matt VandeBerg, WR (2 games)  
2013 Desmond King, CB (12 games)

2012 Greg Garmon, RB (1 game)

2011 Jordan Canzeri, RB (1 game)

2010 Marcus Coker, RB (2 games)  
2010 James Morris, LB (4 games)

2009 Brandon Wegher, RB (2 games)

2007 Bryan Bulaga, LG (5 games)  
2007 Dominique Douglas, WR (11 games)

2006 A.J. Edds, LB (1 game)

2003 Mike Jones, LG (7 games)  
2003 Champ Davis, FB (1 game)

2000 Benny Sapp, CB (8 games)  
2000 Bob Sanders, SS (4 games)  
2000 Jonathan Babineaux, FB (3 games)

1999 Fred Barr, LB (6 games)

of the last 23 contests and has held nine teams without a touchdown since the start of the 2022 season.

- posted its third shutout since the start of the 2022 season on Nov. 11 against Rutgers.
- allowed six points in the road win at Wisconsin. The Hawkeyes shut out the Badgers in the first half and it marked just the fourth time in the last 20 years for Wisconsin to be shutout in the first half at home.
- has allowed one rushing touchdown in 10 games, which is the fewest in the nation.
- has held its last two opponents under 100 yards passing (Northwestern 81, Rutgers 93). It's the first time this has happened in consecutive games since 1995.
- has held four of its last five opponents under 100 yards rushing, including Rutgers to a season-low 37 yards. Iowa has held five opponents under 100 yards this season.
- is third nationally in scoring defense, surrendering 12.3 points per game.
- fourth in team passing efficiency defense (100.14), sixth in red zone defense (.682), eighth in total defense (281.5), 10th in passing yards allowed (168.8), 14th in first down defense (164), 19th in third down conversion defense (.310) and 23rd in rushing defense (112.7).
- has allowed just 13 "explosive plays" (plays of 20+ yards) in 10 games this season (two rushing, 11 passing).

### EVANS – A SACK TOP 10'ER

Sixth-year DL Joe Evans, who began his career as a walk-on linebacker, moved into a tie for seventh place on Iowa's career sacks list against Northwestern. The Bursworth semifinalist has 23 career sacks, which are tied with Anthony Nelson and Colin Cole.

- With 4.5 more sacks, Evans would move into the top five in program history (1. Jared Devries (43.0), 2. Mike Wells (33.0), 3. Matt Roth (30.0), t4. Larry Blue (26.5), t4. A.J. Epenesa (26.5), 6. Bill Ennis-Inge (24.0).

### QB DEAC

Wisconsin transfer Deacon Hill took the reins of the Iowa quarterback position when Cade McNamara departed with a lower body injury in the first quarter of the Week 5 game against Michigan State. Hill completed 11-of-27 passes for 115 yards and his first career touchdown -- a 13 yarder to Erick All.

- In his first five career starts, Hill has posted a 4-1 record. He is 67-of-144 for 715 yards with four touchdowns and five interceptions. Three of Hill's four touchdowns have gone to Hawkeye tight ends.
- The California native had his best game as a Hawkeye, completing a career-high 20-of-31 passes for 223 yards on Nov. 11 against Rutgers. He had a 10-yard touchdown pass to WR Kaleb Brown -- his fourth touchdown pass of the season and second in as many games.
- Hill was recruited to Wisconsin by Iowa senior special assistant to the head coach Jon Budmayr. As a prep, Hill threw for 3,102 yards and 33 touchdowns and ran for 461 yards and 13 touchdowns as a junior. He played in only three games during his COVID-shortened senior season.

### TIGHT END U!!

Iowa's tight end room has accounted for 46 percent of the team's receptions in 2023 as five Hawkeyes have 52 receptions for 631 yards and four touchdowns.

- Graduate transfer Erick All has a team-high 21 catches for 299 yards and three touchdowns, while junior Luke Lachey has 10 catches for 131 yards. Lachey and All are both out for the season.
- TE Addison Ostrenga had a career-high eight receptions for 47 yards against Rutgers. He is third on the team with 14 catches for 92 yards and one touchdown.
- TE Steven Stilianos (5 catches, 54 yards), TE Zach Ortwerth (1 catch, 54 yards) and TE Johnny Pascuzzi (1 catch, 1 yard) are Iowa's "next man up." Stilianos was an all-conference player at Lafayette before transferring to Iowa in 2022. Ortwerth had a 54-yard reception -- the first of his career against Rutgers -- which is the longest reception by a Hawkeye receiver this season.

### KING OF RETURNS

- Iowa's kickoff return unit ranks second in the Big Ten and 14th nationally, averaging 24.54 yards per return this season. Junior Kaden Wetjen, who has 210 yards on eight returns, has a 26.3 return average.
- Junior Cooper DeJean has 241 punt return yards on 21 returns this season, averaging 11.5 yards per return. DeJean had a 70-yard punt return for a touchdown against Michigan State to break a 16-all tie in the fourth quarter. It was the 15th longest return in school history, the first of his career and the first by a Hawkeye since 2020. The Odebolt, Iowa, native is leading the Big Ten and ranks 13th nationally with a 11.5 average and he is second nationally in punt return touchdowns.
- DeJean returned a punt 54 yards for a potential game-winning touchdowns on Oct. 21 against Minnesota, but it was taken off the scoreboard following instant replay after officials deemed DeJean used an invalid fair catch signal.

### T.O. CENTRAL

- Iowa's defense forced multiple turnovers in three consecutive games in wins over Michigan State, Purdue and Wisconsin. For the season, the Hawkeyes are -3 in the turnover battle this season (15-12). Iowa forced three turnovers in Weeks 1-3, eight from Weeks 5-7 and one in Weeks 8-11.

## NATIONAL RANKINGS

### AP Poll (Week 12)

- Georgia (54)
- Michigan (7)
- Ohio State (1)
- Florida State
- Washington
- Oregon
- Texas
- Alabama
- Louisville
- Oregon State
- Missouri
- Penn State
- Ole Miss
- Oklahoma
- LSU
- Utah
- Tulane
- James Madison
- Arizona
- Notre Dame
- Tennessee
- North Carolina
- Kansas State
- Oklahoma State
- Liberty

### Coaches Poll (Week 12)

- Georgia (58)
- Michigan (3)
- Ohio State (3)
- Florida State
- Washington
- Oregon
- Texas
- Alabama
- Louisville
- Oregon State
- Missouri
- Penn State
- Oklahoma
- Ole Miss
- LSU
- Utah
- Tulane
- Notre Dame
- Tennessee
- North Carolina
- James Madison
- Arizona
- 23. IOWA**
- Kansas State
- Oklahoma State

## HAWKEYES IN THE POLLS

Date	AP	COACHES	S16	CFP
Preseason	25	RV (26)	RV	--
Sept. 5	RV (26)	RV (26)	RV	--
Sept. 11	25	24	RV	--
Sept. 18	24	22	RV	--
Sept. 25	--	RV (39)	--	--
Oct. 2	--	RV (32)	--	--
Oct. 9	RV (34)	RV (29)	--	--
Oct. 16	24	23	RV	--
Oct. 23	--	RV (29)	--	--
Oct. 30	--	RV (31)	--	--
Nov. 6	RV (32)	RV (27)	--	22
Nov. 13	RV (26)	22	RV	--

## IOWA IN OVERTIME

Iowa holds a 7-5 record in overtime games. Iowa won its first overtime contest, defeating Penn State 26-23 on Nov. 4, 2000, in State College, Pa. The Hawkeyes are 3-4 in single overtime, 3-0 in double overtime and 1-1 in triple overtime. Iowa is 2-2 in overtime in Kinnick Stadium and 5-3 in overtime road games. Following are Iowa's overtime games:

Date	Result	OTs	Opponent
11/4/00	W, 26-23	Double	at Penn State
9/28/02	W, 42-35	Single	at Penn State
10/22/05	L, 20-23	Single	vs. Michigan
9/09/06	W, 20-13	Triple	at Syracuse
10/27/07	W, 34-27	Double	vs. Michigan St.
11/14/09	L, 24-27	Single	at Ohio State
9/10/11	L, 41-44	Triple	at Iowa State
10/13/12	W, 19-16	Double	at Michigan St.
10/26/13	W, 17-10	Single	vs. Northwestern
11/28/14	L, 34-37	Single	vs. Nebraska
9/9/17	W, 44-41	Single	at Iowa State
10/21/17	L, 10-17	Single	at Northwestern



- The Hawkeyes forced a season-high four turnovers in Week 5 against Michigan State and followed with two more interceptions in Week 6 against Purdue. The four takeaways versus the Spartans were the most forced since 2021 against Penn State.
- Iowa picked off three Spartan passes on interceptions from Cooper DeJean, Sebastian Castro and Jermari Harris. They were the most turnovers by the unit since 2021 against Northwestern.
- DeJean and LB Jay Higgins both had interceptions against Purdue and the Hawkeyes forced a fumble and Castro had his third interception to seal the road win at Wisconsin. Iowa also had a safety on a Yahya Black sack against the Badgers -- its second of the season.
- Iowa has turned 12 turnovers into 36 points this season. The Hawkeyes have a 36-20 advantage in points off turnovers in 2023.
- Under head coach Kirk Ferentz, Iowa is 121-25 when winning the turnover battle.

## SAFETY X 2

- Iowa recorded its second safety of the season in the road win at Wisconsin when DB Sebastian Castro came on a blitz and DL Yahya Black's sack forced a fumble in the end zone (that was recovered by the Badgers). It is the second straight year Iowa has had at least two safeties.
- Iowa's defense has scored 10 points in 2023 via one pick-six and the two safeties.

## TACKLING LINEBACKERS

- Senior LB Jay Higgins leads the Big Ten and is third nationally in tackles, averaging 12.1 tackles per game. The 12.1 tackles per game are the most by a Power 5 student-athlete. The Indianapolis native has two games with 16 or more tackles (16 vs. Utah State, 18 at Penn State) and seven games with 10+ tackles. His 18 stops in Happy Valley were the most by a Hawkeye since Jack Campbell had 18 tackles against Colorado State in 2021 and they are tied for the sixth-most nationally in a game this season.
- Higgins has eight career games with 10 or more tackles and he has led the Hawkeyes in tackles in nine of the 10 games in 2023.
- LB Nick Jackson has 79 tackles this season, including a season-high 13 stops at Penn State in Week 4. Jackson has two 10+ tackle games as a Hawkeye and 22 such games in his career. The Virginia transfer, who has 433 career tackles, ranks eighth in the Big Ten in tackles (7.9 per game). Jackson was named the Big Ten Co-Defensive Player of the Week on Oct. 2.

## BLOCK-R-US

- The Hawkeyes have blocked three kicks this season -- two punts, one field goal -- to rank sixth nationally. Iowa's special teams' unit has six blocks since the start of the 2022 season and it has at least one block in each of the last three seasons.
- Senior DL Logan Lee blocked Iowa State's Chase Contreras's field goal on the Cyclones' opening possession of the game in Iowa's 20-13 road win in Ames. It was Lee's second career blocked kick. He also blocked a field goal attempt versus Minnesota in 2021.
- Sophomore DL Anterio Thompson blocked a WMU punt in the third quarter -- his first career punt block -- that resulted in a safety. The block came in Thompson's first career game as a Hawkeye. Thompson had a second punt block in the road win at Northwestern to set up Iowa's first touchdown.
- Thompson is one of 16 players nationally with two blocks this season. The two blocks are tied for second nationally.

## A CLEAN NOTE PAD

- The Hawkeyes have two games this season where they did not commit a penalty -- Week 2 at Iowa State and Week 11 vs. Rutgers. Iowa has played penalty free football three times in its last 11 games (at Minnesota, 2022).
- Since 1970, Iowa has nine games where it hasn't committed a penalty.
  - Iowa is second in the nation in fewest penalties (31), fewest penalties per game (3.1), fewest penalty yards (266) and fewest penalty yards per game (26.6).

## TOP 20 NCAA INDIVIDUAL STATISTIC RANKINGS

- 2nd -- Cooper DeJean -- Punt Return TD (1)
- 3rd -- Anterio Thompson -- Blocks (2)
- 3rd -- Jay Higgins -- Tackles (12.6)
- 6th -- Tory Taylor -- Punting (47.6)
- 20th -- Jay Higgins -- Solo Tackles (5.1)
- 13th -- Cooper DeJean -- Punt Returns (11.5)
- 15th -- Drew Stevens -- FG per game (1.70)

## HAWKEYES IN THE NFL

Iowa football players have a long tradition of being well prepared for professional football following their college playing careers. Since 2010, 50 Hawkeyes have been selected in the NFL Draft. Today, 39 Hawkeyes are on NFL rosters.

NAME	TEAM	POS.
C.J. Beathard	Jacksonville Jaguars	QB
Dane Belton	New York Giants	S
Jack Campbell	Detroit Lions	LB
Coy Cronk	Jacksonville Jaguars	OL
James Daniels	Pittsburgh Steelers	OL
Carl Davis	Seattle Seahawks	DL
A.J. Epenesa	Buffalo Bills	DL
Noah Fant	Seattle Seahawks	TE
James Ferentz	New England Patriots	OL
Chauncey Golston	Dallas Cowboys	DL
Tyler Goodson	Indianapolis Colts	RB
Matt Hankins	Los Angeles Chargers	DB
Jack Heflin	New Orleans Saints	DL
Parker Hesse	Atlanta Falcons	TE
T.J. Hockenson	Minnesota Vikings	TE
Amani Hooker	Tennessee Titans	S
Micah Hyde	Buffalo Bills	S
Alaric Jackson	Los Angeles Rams	OL
Josey Jewell	Denver Broncos	LB
Jaleel Johnson	Tennessee Titans	DL
George Kittle	San Francisco 49ers	TE
Casey Kreiter	New York Giants	LS
Sam LaPorta	Detroit Lions	TE
Tyler Linderbaum	Baltimore Ravens	C
Kaevon Merriweather	Tampa Bay Buccaneers	S
Riley Moss	Denver Broncos	DB
Anthony Nelson	Tampa Bay Buccaneers	DL
Matt Nelson	Detroit Lions	OL
Ben Niemann	Denver Broncos	LB
Nick Niemann	Los Angeles Chargers	LB
Michael Ojemudia	Los Angeles Rams	DB
Riley Reiff	New England Patriots	OL
Brandon Scherff	Jacksonville Jaguars	OL
Ihmir Smith-Marsette	Carolina Panthers	WR
Geno Stone	Baltimore Ravens	S
Lukas Van Ness	Green Bay Packers	LB
Zach Van Valkenburg	Los Angeles Rams	DL
Kristian Welch	Green Bay Packers	LB
Tristan Wirfs	Tampa Bay Buccaneers	OL



## FRESHMEN TRACKER

Eight true freshmen -- DB John Nestor (6), TE Zach Ortwerth (4), RB Kamari Moulton (3), RB Terrell Washington, Jr. (3), WR Jarriett Buie (3), LB Nolan DeLong (1), DB Zach Lutmer (1) and OL Kade Pieper (1) -- have seen the field during the 2023 season.

## BALL HAWKS

- Iowa has had at least one interception return for a touchdown in each of the last 16 seasons and 21 of the last 23 seasons.
- DB Sebastian Castro's 30-yard pick-six at Iowa State in Week 2 extended the streak to 16 straight seasons, which is the second-longest active streak in the nation behind Utah (19). Iowa is one of four teams nationally to have a pick-six streak of 10-plus years.
- Iowa has nine interceptions and one defensive touchdown in 2023 to rank sixth in the Big Ten and 46th nationally. The Hawkeyes led the Big Ten and the nation with six defensive touchdowns (four interceptions, two fumble returns) during the 2022 season.

## NICO'S SIXTH YEAR

Sixth-year senior Nico Ragaini returns as the veteran of Iowa's wide receiver room. The Connecticut native has 144 career receptions for 1,521 yards with five touchdowns.

- Ragaini's 144 career receptions are eighth all-time (two behind Ronnie Harmon) and his 1,521 receiving yards rank 21st in the record books.

## IN THE SLOW COOKER

Iowa's offensive line is more experienced in 2023 with upperclassmen starting in four of the five positions.

- Iowa's returning offensive linemen have played in 278 games with 171 career starts amongst the group. Entering the season, Iowa's offensive line played in 209 games, which were tied for the ninth-most in the nation and their 126 starts ranked 10th.
- Transfer Rusty Feth is the most experienced lineman on the Iowa roster, as he started 34 games and played in 38 contests at Miami (Ohio) prior to joining the Hawkeyes. Feth has started five games at left guard.
- OT Gennings Dunker -- a sophomore -- is the youngest starter on Iowa's offensive line.

## EXPERIENCE ON DL

The Hawkeyes return two starters on the defensive line in 2023 in Joe Evans and Logan Lee. The duo started all 13 games for during the 2022 season and they have a combined 52 career starts.

- Evans tied for the team lead with 6.5 sacks last season and he finished with 41 tackles, including 8.5 tackles for loss. The Ames, Iowa, has 35 tackles, 8.5 TFL and 4.5 sacks in 2023, giving him 23 sacks for his career. Evans had a career-high seven tackles at Penn State and vs. Purdue and a career-best 4.5 TFL against the Boilermakers.
- Lee, who has started 37 consecutive games -- the third most by an interior defensive lineman nationally -- had career-highs in tackles (10), TFL (2.5) and sacks (2) in Iowa's Homecoming win over Purdue in Week 6.
- DE Deontae Craig tied for the team lead with 6.5 sacks and had 10 TFL in a reserve role in 2022. He also forced three fumbles and had 31 tackles a season ago. Craig has 45 tackles, two sacks and 4.0 TFL in 2023.

## DEJEAN'S PICK 6s

Junior DB Cooper DeJean had a school record three interception returns for a touchdown during the 2022 season. The three pick-sixes are tied for the most career interceptions returned for a touchdown in Iowa history.

## DeJean's Career Pick 6s

at Rutgers (9/24/22) -- 45-yard interception  
vs. Wisconsin (11/12/22) -- 32-yard interception  
vs. Kentucky (12/31/22) -- 14-yard interception

## DYNAMIC DREW

Kicker Drew Stevens' sophomore season has made 17-of-22 field goal attempts this season. The 17 field goals are second-most in the Big Ten and tied for 15th nationally.

- In Week 10 against Northwestern, Stevens made a game-winning 53-yard field goal with 14 seconds remaining to give Iowa a 10-7 win at Wrigley Field. He was named the Big Ten Special Teams Player of the Week on Nov. 6.
- In Week 5 against Michigan State, Stevens tied a career high with four field goals, including a make from 53 yards -- the second-longest of his career. The 53-yarder is tied for the ninth-longest in program history. Stevens made three field goals in the win over Rutgers, his third career game with three or more makes. He has 10 games with two or more field goals in his career.
- He has made 33-of-40 field goal attempts (82.5 percent) in his career and hasn't missed an extra point. He is 4-of-5 from 50-59 yards in his Hawkeye career.
- Stevens has two career game-winning field goals. He made a 21-yarder with 28 seconds remaining in a road win at Minnesota in 2022 and a 53-yarder in the road win over Northwestern on Nov. 4 at Wrigley Field.
- This season, Stevens has a team-high 68 points (17 FG, 17 PAT) to rank eighth in the Big Ten and he has had a touchback on 35 of his 46 kickoffs.
- As a freshman, Stevens earned freshman All-America honors during the 2022 season after making 16-of-18 field goals -- the most by a Hawkeye freshman all-time (passing Mike Meyer and Nate Kaeding). In the offseason, Stevens added 20 pounds to his 6'1" frame.
- The South Carolina native went 7-for-7 from 20-29 yards, 3-for-3 from 30-39 yards, 4-of-6 from 40-49 and 2-for-2 from 50+ in 2022. Stevens finished tops in the Big Ten and 16th nationally with an .889 field goal percentage and he was sixth in the Big Ten in field goals per game (1.23).
- Stevens is a semifinalist for the Lou Groza Award for a second straight season (2022, 2023).
- Stevens made a career-long 54-yard field goal in Iowa's 33-13 win over Northwestern in 2022. It was one of a career-high four field goal makes against the Wildcats, which led to him earning Big Ten Freshman of the Week and Groza Stars of the Week honors on Oct. 31. The 54-yarder tied for the seventh-longest in program history and was the longest by a Hawkeye since Marshall Koehn drilled a 57-yarder in 2015.

## THE MOST FAMOUS PUNTER IN AMERICA

Punter Tory Taylor's senior season -- his fourth as the Hawkeyes' starting punter -- has 63 punts for a 47.6-yard average through the first 11 weeks of the 2023 season with 24 punts of 50+ yards (five punts of 60+), 21 being fair caught and 24 being downed inside the 20, nine inside the 10 and six inside the 5. Taylor only has three touchbacks and opponents average just 7.1 yards per return.

- Taylor leads the Big Ten and ranks sixth nationally with his 47.6-yard average. He is a midseason first-team All-American by the AP, ESPN, CBS, The Athletic and FOX and is a semifinalist for the Ray Guy Award.
- The Australia native was named the Big Ten Special Teams Player of the Week on Oct. 9 after averaging 47.3 yards on six punts with two 50+ punts (61 and 57) and two punts downed inside the 20. He earned a second straight weekly honor after punting 10 times for a career-high 506 yards with five punts of 50+ yards (two 60+) and six being downed inside the 20 in the road win at Wisconsin.
- Taylor was named the Ray Guy Award Punter of the Week on Oct. 24 after punting nine times for 444 yards against Minnesota. Four punts went over 50 yards and four were downed inside the 20. He was also named to the Ray's 8 for his efforts in Weeks 1, 2, 4 and 5. In Week 4 at Penn State, Taylor punted seven times for 366 yards with a season-long punt of 62 yards. His 52.3 per punt average was a career best.
- Taylor has a 45.9 career average over 265 punts with 123 -- 46.4 percent -- landing inside the 20-yard line.
- Taylor set the school record for punt yardage in consecutive years. He had 80 punts for 3,688 yards in 2022 and 82 punts for 3,725 yards in 2023.
- Taylor has been named the Big Ten Special Teams Player of the Week five times in his career (2021 at Iowa State, 2022 vs. South Dakota State, 2022 at Rutgers, 2023 vs. Purdue, 2023 at Wisconsin).

• During the Music City Bowl win over Kentucky, Taylor tied a bowl record with eight punts for 386 yards (48.3 avg.). Four of his punts pinned the Wildcats inside the 10 and two were inside the 15. He tied Nick Gallery (1993 Alamo) and Jason Baker (1997 Sun) with eight punts.

## GONE PORTALING

The Hawkeyes landed eight players from the transfer portal for the 2023 season, including five from Power 5 schools.

**QB Cade McNamara (Michigan)** – Passed for 2,576 yards and 15 touchdowns in leading the Wolverines to the 2021 Big Ten title... he missed a majority of 2022 because of injury.

**TE Erick All (Michigan)** – Honorable mention All-Big Ten in 2021... has 54 career receptions for 565 yards and two touchdowns... missed a majority of 2022 because of injury.

**QB Deacon Hill (Wisconsin)** -- Redshirted first year... appeared in one game in 2022.

**WR Seth Anderson (Charleston Southern)** – Big South Offensive Freshman of the Year and Jerry Rice Freshman of the Year finalist... second-team All-Big South... had 42 receptions for 612 yards and seven touchdowns... son of former NFL WR Flipper Anderson.

**LB Nick Jackson (Virginia)** – Three-time All-ACC linebacker... Butkus Watch Lists... posted three straight 100+ tackle seasons... has 354 tackles, 20 TFL and 10.5 sacks... started 33 career games.

**OL Rusty Feth (Miami (Ohio))** – Started 34 career games for Redhawks, including 25 straight over last two seasons at center... earned second-team All-MAC honors in 2022.

**OL Daijon Parker (Saginaw Valley State)** – Appeared in 21 games the last two seasons.

**WR Kaleb Brown (Ohio State)** – Had one catch for five yards (coincidentally against Iowa) as a true freshman... has the highest 247Sports rating coming out of high school for a recruit in Iowa history.

## STUDENT-ATHLETES = GRADUATES

Ten Iowa football student-athletes enter the season having already earned their undergraduate degrees: Nick DeJong, Joe Evans, Rusty Feth, Cade McNamara, Daijon Parker, Tanner Pollock, Nico Ragaini, Chris Reames, Quinn Schulte and Noah Shannon.

## WORLD CHAMPION; DUAL SPORT HAWKEYE

Freshman LB Ben Kueter is a world champion wrestler, winning the U20 World Wrestling Championship in July, 2022. The Iowa City, Iowa, native was named the USA Today Boys Wrestler of the Year for 2022-23 and he was one of five finalists for the high school Butkus Award.

• Kueter will be a dual-sport athlete for the Hawkeyes, as he will also compete on the Iowa wrestling team.

## LEE NOMINATED FOR AFCA GOOD WORKS TEAM

Senior defensive lineman Logan Lee has been nominated for the AFCA Good Works Team. The award recognizes the extra efforts made by college football players and student support staff off the field.

## HAWKEYE FREAKS

Two Hawkeyes -- DB Cooper DeJean and C Logan Jones -- are on listed on Bruce Feldman's college football Freaks List. DeJean comes in at No. 14 after clocking a 0.92 score in his flying 10s and a 2.39 in his 20-yard spring out of a two-point stance. Jones is ranked No. 52 after being second in Iowa history in hang-clean and setting a record with a 700-pound squat, while vertical jumping 36 inches.

## HALE BAY CHAMP

For a second straight year, sophomore OL Gennings Dunker prevailed as the Solon Beef Days hale bay champion. Dunker finished with a record toss of 14'6" to beat fellow Hawkeye OL Logan Jones. (Hay bales weigh approximately 60 pounds.)

## 2023 PLAYER COUNCIL

Fifteen players -- three sixth-year players, six seniors and six juniors -- are on the 2023 Player Council. The purpose of the group is to assist in formulating policies and being involved in team decision-making throughout the year. Players were selected following coaching staff and player input.

The group consists of sixth-year student-athletes Joe Evans, Nico Ragaini and Noah Shannon, seniors Kyler Fisher, Jay Higgins, Logan Lee, Cade McNamara, Quinn Schulte and Tory Taylor and juniors Deontae Craig, Cooper DeJean, Jermari Harris, Luke Lachey and Mason Richman.

## HAWKEYE LEGACIES

• Iowa has seven players on its 2023 roster whose father played for the Hawkeyes: DB Amare Bickham (Lloyd, 1993-95), LB Eric Epenesa (Epenesa, 1997), DE Joe Evans (Spence, 1989), LB Jackson Filer (Rodney, 1993-96), LB Jayden Montgomery (Jerry, 1998-02), QB Tommy Poholsky (Tom, 1986-89) and LS Liam Reardon (Bill, 1993-96).

• Epenesa's brother, A.J., played at Iowa from 2017-19.

• WR Alex Eichmann's grandfather, Richard "Dick" Gibbs, played at Iowa from 1965-66.

• RB Max White is the great, great grandson of Max Hawkins, a member of University of Iowa's famed "Ironmen" team in 1939 that included Iowa Heisman Trophy winner Nile Kinnick.

• Four Hawkeyes had relatives that played for the Hawkeyes -- OL Griffin Liddle's father, Josh, wrestled at Iowa, DL Andrew Kraus' father, Matt, played baseball, DL Max Llewellyn's brother, Luke, played baseball at Iowa and TE Jalyn Thompson's father, Rod, played basketball.

## KINNICK: SOLD OUT

All seven University of Iowa home football games are sold out for the 2023 season. It is the second consecutive season that the Hawkeyes have sold out the stadium for the entire season.

## HAWKEYE HISTORY

Iowa has played 1,304 games since beginning football in 1889. Iowa's overall record is 692-573-39 (.544). That includes a 429-228-16 (.648) record in home games, a 263-345-23 (.433) record in games away from Iowa City, a 358-391-25 (.477) mark in Big Ten games and a 313-193-15 (.613) record in Kinnick Stadium.

## IN THE RANKINGS

• The Hawkeyes are back in the rankings for the first time since Week 8, coming in at No. 22 in the AFCA Coaches' Poll. It is tied for the highest ranking of the season. Iowa is also receiving votes in the Associated Press Poll (No. 26) and receiving votes in the FWAA-NFF Super 16 Poll. Iowa has been ranked or receiving votes in one of the polls each week of the season.

• The Hawkeyes were ranked No. 25 in the preseason AP Poll for the fourth time in the last five years and the 10th time in the Kirk Ferentz era (27th time overall).

• The Hawkeyes finished the 2022 season receiving votes in the final AP and AFCA Coaches polls. Iowa was 33rd in the Coaches' Poll with nine votes and 34th in the AP Poll with four votes.

• Prior to 2022, Iowa had been ranked in the AP Top 25 at least once in each of the last seven seasons, the third-longest streak in school history.

• These are Iowa's most recent wins versus nationally ranked opponents:

Home:	23-20 over #4 Penn State 10/9/21
	34-6 over #17 Indiana 9/4/21
	28-7 over #25 Wisconsin 12/12/20
Road:	27-17 over #9 Iowa State, 9/11/21
	40-10 over #20 Northwestern, 10/17/15
	10-6 over #18 Wisconsin, 10/3/15
Neutral:	49-24 over #22 USC, Holiday Bowl, 12/27/19
	27-22 over #18 Mississippi State, Outback Bowl, 1/1/19
	27-24 over #12 Missouri, Insight Bowl, 12/28/10



## TROPHY COLLECTION

- The Hawkeyes is 2-1 in trophy games in 2023, winning 20-13 in an Iowa Corn Cy-Hawk Series matchup at Iowa State. Iowa has won seven of the last eight meetings against the Cyclones. The Hawkeyes won their second game with a 15-6 road win at Wisconsin, the first in Madison since 2015 before falling 12-10 at home against Minnesota. The loss snapped an eight-game winning streak in the series.
- Iowa went 3-2 in trophy games in 2022. The Hawkeyes fell 10-7 to Iowa State in their first trophy game -- the team's first loss to the Cyclones since 2014. Iowa reclaimed the Heartland Trophy on Nov. 12, downing Wisconsin, 24-10, in Kinnick Stadium, and defeated Minnesota for the eighth straight time, winning 13-10, to retain the Floyd of Rosedale trophy. Nebraska downed Iowa, 24-17, in the regular season finale to claim the Heroes Trophy for the first time since 2013.
- The Hawkeyes closed out the season with a 21-0 win to hoist the TransPerfect Music City Bowl trophy.
- Iowa is 30-10 in its last 40 trophy games (includes bowl games and conference championships). The Hawkeyes are 26-9 in their last 35 rivalry trophy games (Iowa State, Minnesota, Nebraska, Wisconsin).

Trophy	Opponent	Date	Result	Streak
Cy-Hawk	at Iowa State	9/9/23	W, 20-13	Iowa-1
Heartland	at Wisconsin	10/14/23	W, 15-6	Iowa-2
Floyd of Rosedale	at Minnesota	11/19/22	W, 13-10	Iowa-8
Heroes	vs. Nebraska	11/25/22	L, 17-24	Nebraska-1

## BIG TEN PERFECTION

University of Iowa head coach Kirk Ferentz has twice navigated the Big Ten regular season schedule with an undefeated record. The Hawkeyes were 8-0 in 2002 and shared the Big Ten championship with Ohio State. The Hawkeyes were 8-0 in 2015, winning the Big Ten West Division title.

- Since 1954, when the conference schedule expanded to seven games, only six Big Ten coaches, including Ferentz, have multiple undefeated Big Ten seasons.

Coach (School)	Record	Year
Duffy Daugherty (MSU)	7-0	1965
Duffy Daugherty (MSU)	7-0	1966
Kirk Ferentz (Iowa)	8-0	2002
Kirk Ferentz (Iowa)	8-0	2015
Woody Hayes (OSU)	7-0	1954
Woody Hayes (OSU)	7-0	1957
Woody Hayes (OSU)	7-0	1968
Woody Hayes (OSU)	7-0	1970
Woody Hayes (OSU)	8-0	1975
Urban Meyer (OSU)	8-0	2012
Urban Meyer (OSU)	8-0	2013
Urban Meyer (OSU)	8-0	2014
Bo Schembechler (Michigan)	8-0	1971
Bo Schembechler (Michigan)	8-0	1980
Bo Schembechler (Michigan)	8-0	1989
Jim Tressel (OSU)	8-0	2002
Jim Tressel (OSU)	8-0	2006

## BIG TEN BOWL GAMES SINCE 2001

- The Hawkeyes have been bowl eligible 22 times in the last 23 seasons, including 2023. Iowa accepted an invitation to the 2020 Music City Bowl, but the game was canceled due to the COVID-19 pandemic.
- Iowa head coach Kirk Ferentz won the 10th bowl game of his career in the Hawkeyes' 21-0 win over Kentucky in the 2022 TransPerfect Music City Bowl, tying Joe Paterno (10) for most bowl wins as a member of the Big Ten Conference. Ferentz has a 10-9 bowl record.
- Eighteen coaches have won 10 or more bowl games in their career. Among active coaches, only Nick Saban (18), Mack Brown (14), Kyle Whittingham (11), Mike Gundy (11) and Dabo Swinney (11) have more bowl wins than Ferentz.
- Since the 2001 season, only Ohio State (12) and Wisconsin (12) have more bowl wins (including FCS Playoffs and the BCS championship game), than Iowa. Iowa is 18-16-1 all-time in bowl games. The following are the records for Big Ten teams in bowl games since 2001:

Team	Record	Pct.	Team	Record	Pct.
Rutgers	6-4	.600	Penn State	9-9	.500
Maryland	7-5	.583	Nebraska	6-8	.429
Wisconsin	12-9	.571	Purdue	5-7	.417
Ohio State	12-10	.545	N'western	5-7	.417
Michigan St.	8-7	.533	Illinois	2-5	.286
Minnesota	9-7	.563	Michigan	4-14	.222
<b>IOWA</b>	<b>10-9</b>	<b>.526</b>	Indiana	0-4	.000

## HAWK TALK WITH KIRK FERENTZ

Head coach Kirk Ferentz is featured on "Hawk Talk with Kirk Ferentz" each week during the regular season. The radio call-in show is hosted by Gary Dolphin, the play-by-play voice of the Iowa Hawkeyes. The show airs live each Wednesday from 6:30-8 p.m. (CT) from VUE Rooftop at the Hilton Garden Inn in Iowa City. Fans can attend shows in person, listen live on the Hawkeye Radio Network or watch on Iowa's official YouTube account or KCRG 9.2.



# HEAD COACH KIRK FERENTZ

Kirk Ferentz (pronounced FAIR-rintz, rhymes with parents) is in his 25th season as Moon Family Head Football Coach at Iowa. He is the dean of NCAA Division I football coaches and is Iowa's all-time winningest coach, surpassing Hayden Fry in 2019. His contract runs through the 2029 season.

- Named Big Ten Coach of the Year four times in his career (2002, 2004, 2009, 2015). Only Michigan's Bo Schembechler (6) has more conference coach of the year awards.
- Guided Iowa to Big Ten titles in 2002 and 2004, and Big Ten West Division titles in 2015 and 2021.
- Named Woody Hayes, Eddie Robinson, and Bobby Dodd Coach of the Year in 2015. Was a finalist for the Maxwell Football Club, Paul "Bear" Bryant

Coach of the Year award.

- Ferentz is tied for third all-time with 194 overall wins as a member of the Big Ten. He has 120 Big Ten wins, which are the third-most all-time, trailing only Woody Hayes (153) and Bo Schembechler (143).
- Named the 2002 Associated Press and Walter Camp National Coach of the Year and AFCA Regional Coach of the Year.
- Iowa has made two BCS bowl appearances, including a 24-14 win in the 2010 FedEx Orange Bowl, and one CFP Bowl (2016).
- Iowa has played in 12 January bowl games with five January bowl victories (2004 Outback Bowl, 2005 Capital One Bowl, 2009 Outback Bowl, 2010 FedEx Orange Bowl, 2019 Outback Bowl).
- Iowa has posted a 185-96 (.653) overall mark and a 116-71 (.617) Big Ten record since 2001. Ferentz has placed in the top one-half of the conference 16 times, including Big Ten titles in 2002 and 2004, a second-place finish in 2009, and West Division titles in 2015 and 2021.
- At Iowa, Ferentz holds an overall record of 194-117 (.619) and a 120-85 (.581) mark in Big Ten games. He is Iowa's all-time winningest football coach with 194 wins. In 26 seasons as a college head coach, he holds a career mark of 205-138 (.594), giving him the fourth most wins among active head coaches.
- The only Division I head coach to coach three sons at the same college. Brian, an assistant coach since 2012 and Iowa's offensive coordinator, was a Hawkeye letterman from 2003-05. James was a three-year starter on the Hawkeye offensive line before graduating in May, 2013. Steve was a senior offensive lineman in 2016.
- James Ferentz is in his eighth NFL season as a member of the New England Patriots. Steve Ferentz is in his first season as a member of coaching staff at the University of South Dakota (outside linebackers coach).

## FERENTZ RECORD AT IOWA (25TH SEASON)

YEAR	OVERALL	(PCT)	BIG TEN	(PCT)	BOWL
2023	8-2	.800	5-2	.714	--
2022	8-5	.583	5-4	.616	Music City
2021	10-4	.714	7-2	.778	Citrus
2020	6-2	.750	6-2	.750	Music City
2019	10-3	.769	6-3	.667	Holiday
2018	9-4	.692	5-4	.556	Outback
2017	8-5	.615	4-5	.444	Pinstripe
2016	8-5	.615	6-3	.667	Outback
2015	12-2	.857	8-0	1.000	Rose
2014	7-6	.538	4-4	.500	TaxSlayer
2013	8-5	.615	5-3	.625	Outback
2012	4-8	.333	2-6	.250	--
2011	7-6	.538	4-4	.500	Insight
2010	8-5	.615	4-4	.500	Insight
2009	11-2	.846	6-2	.750	Orange
2008	9-4	.692	5-3	.625	Outback
2007	6-6	.500	4-4	.500	--
2006	6-7	.462	2-6	.250	Alamo
2005	7-5	.583	5-3	.625	Outback
2004	10-2	.833	7-1	.875	Citrus
2003	10-3	.769	5-3	.625	Outback
2002	11-2	.846	8-0	1.000	Orange
2001	7-5	.583	4-4	.500	Alamo
2000	3-9	.250	3-5	.375	--
1999	1-10	.091	0-8	.000	--
<b>Overall</b>	<b>194-117</b>	<b>.619</b>	<b>120-85</b>	<b>.581</b>	

## OVERALL WINS (all games played as member of B1G)

Coch, Team	Wins	Seasons	Years
1. Woody Hayes, OSU	205	28	1951-78
2. Amos Alonzo Stagg, CHI	199	37	1896-32
3. Bo Schembechler, MICH	194	21	1969-89
<b>Kirk Ferentz, IOWA</b>	<b>194</b>	<b>24</b>	<b>1999-pr.</b>
5. Joe Paterno, PSU	162	19	1993-11
6. Hayden Fry, IOWA	143	20	1979-98
7. Henry Williams, MINN	136	22	1900-21
8. Robert Zupke, ILL	131	29	1913-41
9. Lloyd Carr, MICH	122	13	1995-07
10. Barry Alvarez, WIS	119	18	1990-05

## BIG TEN CONFERENCE WINS

Coch, Team	Wins	Seasons	Years
1. Woody Hayes, OSU	153	28	1951-78
2. Bo Schembechler, MICH	143	21	1969-89
<b>3. Kirk Ferentz, IOWA</b>	<b>120</b>	<b>24</b>	<b>1999-pr.</b>
4. Amos Alonzo Stagg, CHI	115	37	1896-32
5. Hayden Fry, IOWA	96	20	1979-98
6. Joe Paterno, PSU	95	19	1993-11
7. Lloyd Carr, MICH	81	13	1995-07
8. Robert Zupke, ILL	76	29	1913-41
9. Duffy Daugherty, MSU	72	19	1954-72
10. John Cooper	70	13	1988-00

## HAWKEYES UNDER FERENTZ

Overall.....	194-117
vs. ranked teams.....	33-51
vs. unranked teams.....	160-65
vs. Big Ten teams.....	120-86
vs. Big Ten teams (home).....	66-33
vs. Big Ten teams (away).....	54-51
vs. Big Ten teams (neutral).....	0-2
When rushing for 150 yards or more.....	117-19
When rushing for 200 yards or more.....	71-6
When passing for 250 yards or more.....	48-26
When passing for 300 yards or more.....	16-8
When Iowa player rushes for 100 yards.....	104-25
When opponent has 100-yard rusher.....	26-53
When opponent has 300-yard passer.....	18-14
When scoring 30 points or more.....	99-9
When scoring 20 points or more.....	150-44
When opponent scores 25 points or more.....	19-67
When holding opponent to 10 pts or less.....	80-4
When Iowa scores first.....	148-38
When Iowa leads at halftime.....	156-30
When Iowa trails at halftime.....	28-83
When game is tied at halftime.....	11-6
When Iowa leads after 3 quarters.....	164-21
When Iowa trails after 3 quarters.....	20-88
When game is tied after 3 quarters.....	10-7
Games decided by 10 points or less.....	67-60
Games decided by 7 points or less.....	53-58
Games decided by 3 points or less.....	24-38
When Iowa has a positive turnover margin.....	121-25
When opponent has a positive turnover margin.....	27-61
When the turnover margin is equal.....	42-27
When returning a punt/kickoff for a score.....	15-6
Overtime games.....	7-5
When temperature is 50 degrees or above.....	129-86
When temperature is below 50 degrees.....	59-27
When temperature is over 90 degrees.....	5-4
When raining:.....	16-11

# PHIL PARKER'S IOWA DEFENSE

- Phil Parker was named PFF's top defensive coordinator in college football in April, 2023.
- Since Parker took over as Iowa's defensive coordinator, Iowa is second in the Big Ten and fifth nationally in points (18.96), first in the Big Ten and fifth nationally in total offense (323.85) and the unit leads the nation in interceptions (177).
- Iowa's defense has allowed 400 yards or less in 24 straight games dating back to the 2021 season -- the longest active streak nationally.
- Iowa is 18-4 under Parker all-time when returning an interception for a touchdown.
- The Hawkeyes have top-six scoring defenses nationally in three of the past four years. The scoring defense has ranked in the top 20 in the nation in each of the last eight years.
- Iowa's 3.986 yards per play during the 2022 season were the lowest by any team at the FBS level since Florida State's 3.853 in 2012.
- In 2022, the Hawkeyes led FBS in points per drive (1.09), yards per pass attempt (5.3), yards per rush (2.8) and ranked second in FBS in points per game (13.3) and yards per game (270.8).
- Iowa's 270.8 yards per game surrendered was the fewest by an Iowa defense since 1981.
- The defense had a 79 percent stop rate -- drives that ended in punts, turnovers or turnovers on downs -- to lead the country.
- Iowa has 227 interceptions since the start of the 2009 season -- tied for the most nationally in that span. The "BallHawks" had a school record 25 interceptions in 2021.
- A principle of Parker's defense is to limit explosive plays, forcing the offense to sustain a drive. Iowa surrendered just 15 explosive plays out of 883 defensive snaps over 13 games during the 2022 season.
- Iowa has had five players win the Big Ten Tatum-Woodson Defensive Back of the Year since 2012: Micah Hyde, 2012; Desmond King, 2015; Josh Jackson, 2017; Amani Hooker, 2018; Riley Moss, 2021).

## IOWA'S DEFENSE UNDER PHIL PARKER (AS DEF. COOR.)

YEAR	SCORING DEFENSE	TOTAL DEFENSE	INTS.
2023	12.3 (3)	281.5 (8)	9 (46)
2022	13.3 (2)	270.8 (2)	15 (14)
2021	19.2 (13)	328.9 (17)	25 (1)
2020	16.0 (6)	313.8 (8)	11 (23)
2019	14.0 (5)	308.2 (12)	7 (25)
2018	17.8 (11)	293.6 (7)	20 (3)
2017	19.9 (17)	357.5 (36)	21 (1)
2016	18.8 (13)	351.2 (23)	9 (81)
2015	20.4 (19)	341.0 (22)	19 (10)
2014	25.6 (50)	344.2 (22)	13 (38)
2013	18.9 (9)	303.1 (6)	13 (53)
2012	22.9 (33)	381.6 (49)	10 (75)

(NCAA RANK)

## INTERCEPTIONS SINCE 2009

	Name	INT	Yds.
1.	Alabama	227	3,570
	<b>IOWA</b>	<b>227</b>	<b>3,252</b>
	Oregon	227	3,238
4.	Clemson	225	3,129
5.	Ohio State	219	3,178
6.	San Diego State	211	2,361
7.	Boise State	207	2,555
	Oklahoma State	207	2,700
9.	Houston	206	3,156
10.	Louisiana Tech	205	3,196

## INTERCEPTIONS RETURNED FOR A TOUCHDOWN SINCE 2009

	Name	TDs
1.	Alabama	36
	Louisiana Tech	36
3.	Ohio State	35
4.	<b>IOWA</b>	<b>34</b>
5.	Utah	33
6.	TCU	31
7.	Florida	29
8.	Tennessee	28
	Southern Miss	28
10.	Oregon/Clemson/Miss. St./MTSU	27

## SCORING DEFENSE SINCE 2009

	Name	G	Pts.	PPG.
1.	Alabama	204	3,111	15.25
2.	Wisconsin	192	3,564	18.56
3.	<b>IOWA</b>	<b>188</b>	<b>3,556</b>	<b>18.91</b>
4.	Georgia	199	3,779	18.99
5.	Clemson	203	3,892	19.17
6.	Ohio State	192	3,728	19.42
7.	Penn State	187	3,792	20.28
8.	LSU	191	3,984	20.86
9.	Boise State	190	3,996	21.03
10.	Florida	189	4,011	21.22

## YARDS PER PLAY SINCE 2009

	Name	Plays	Yards	Y/Play
1.	Alabama	13,049	58,555	4.49
2.	Clemson	13,594	64,407	4.74
3.	<b>IOWA</b>	<b>12,808</b>	<b>61,092</b>	<b>4.77</b>
4.	Georgia	12,870	62,329	4.84
5.	Marshall	12,616	61,439	4.87
6.	Pittsburgh	13,056	63,671	4.88
7.	Wyoming	12,161	61,143	5.03
8.	Florida State	13,317	67,109	5.04
9.	Oklahoma	13,314	67,201	5.05
10.	BoiseState	12,757	64,713	5.07



## **ASSISTANT COACHES**



**BRIAN FERENTZ (FIELD)**  
OFFENSIVE COORDINATOR/QUARTERBACKS COACH

12th year at Iowa... seventh year as offensive coordinator... coached four years for the NFL's New England Patriots... Iowa football alum where he was a part of two Big Ten championship teams (2002, 2004).



**PHIL PARKER (FIELD)**  
DEFENSIVE COORDINATOR/SECONDARY COACH

25th year at Iowa... member of Ferentz's original staff... 12th season as defensive coordinator... has coached five Tatum-Woodson Defensive Back of the Year honorees since 2012... his defense led nation with seven touchdowns in 2022... 227 interceptions since 2009.



**LEVAR WOODS (FIELD)**  
SPECIAL TEAMS COORDINATOR

16th year at Iowa... seventh year as special teams coordinator... unit ranked in top three in Big Ten in punt and kickoff returns in 2022... seven-year NFL veteran... Iowa alum, lettering from 1998-2000... played under Hayden Fry and Kirk Ferentz.



**GEORGE BARNETT (FIELD)**  
OFFENSIVE LINE COACH

Third year at Iowa... 20+ seasons of offensive line coaching experience... coached Tyler Linderbaum to consensus All-America honors in 2021.



**KELVIN BELL (FIELD)**  
DEFENSIVE LINE COACH

11th year at Iowa... fifth as Iowa's defensive line coach... Iowa had defensive lineman selected in top four rounds in three straight drafts (2019-21)... Lukas Van Ness was a first-round pick in 2023... Iowa alum.



**LADELL BETTS (FIELD)**  
RUNNING BACKS COACH

Third year at Iowa... Kaleb Johnson had a freshman record 779 rushing yards in 2022... coached 1,151 yard rusher Tyler Goodson in 2021... nine-year NFL veteran... Iowa alum, competing from 1998-2001... led team in rushing four straight seasons... second in school history with 3,686 rushing yards.



**KELTON COPELAND (BOOTH)**  
WIDE RECEIVERS COACH

Seventh year at Iowa... three receivers have gone on to the NFL... played at Emporia State.



**ABDUL HODGE (FIELD)**  
TIGHT ENDS/FULLBACKS COACH

Second year at Iowa... coached Sam LaPorta, who was named the 2022 Kwalick-Clark Big Ten Tight End of the Year... three-time All-Big Ten linebacker at Iowa... won two Big Ten titles and played in four January bowl games.



**JAY NIEMANN (BOOTH)**  
ASST. DEFENSIVE LINE/ASST. DEF. RECRUITING COORD.

Fifth year at Iowa... sons Ben and Nick Niemann, both Iowa alums, are in the NFL.



**SETH WALLACE (FIELD)**  
ASST. DEFENSIVE COORDINATOR/LINEBACKERS COACH

13th year at Iowa... seventh year as assistant DC... coached linebacker Jack Campbell to consensus first-team All-America honors, Butkus Award, Campbell Trophy, Nagurski-Woodson Big Ten Player of the Year and Butkus-Fitzgerald Big Ten Linebacker of the Year in 2022.

## **GRADUATE ASSISTANTS/ANALYSTS**

Jon Budmayr, Senior Special Assistant to Head Coach  
Quincy Griffith, Graduate Assistant  
Kevin Johnson, Graduate Assistant  
Jack Koerner, Graduate Assistant  
Arash Asadi, Student Assistant  
Lucas Mitchell, Student Assistant

Noah Shannon, Student Assistant  
Keller Chryst, Football Analyst  
Tyler Parker, Football Analyst  
Brock Shermann, Football Analyst  
Shane Viilo, Football Analyst

## IOWA PROGRAM NOTES

- The Hawkeyes have earned bowl eligibility in 22 of the last 23 seasons. Iowa is 10-9 in bowl games since 2001. Only Ohio State (12) and Wisconsin (12) have more bowl wins among Big Ten teams since 2001. The Hawkeyes are 18-16-1 in 35 bowl games. Iowa has won five January bowl games under Ferentz.
- Iowa is the only school to have two head football coaches since 1979. Hayden Fry took over prior to the 1979 season and coached through the 1998 season, posting a record of 143-89-6. Current coach Kirk Ferentz (194-117) replaced Fry and has completed 24 seasons. Ferentz also served as Iowa's offensive line coach from 1981-89 under Fry.
- Iowa won the Big Ten West Division title in 2021 and made its second appearance in the Big Ten Championship game. The Hawkeyes played in the Big Ten title game for the first time in program history on Dec. 5, 2015. Iowa earned Big Ten Conference championships in 2002 and 2004 and placed second in 2009. Iowa (8-0, 2002; 8-0, 2015) is one of three Big Ten teams to post a perfect mark in conference play since 1998 (BCS era), joining Michigan State (1) and Ohio State (5).
- Iowa has ranked in the top 10 in the final Associated Press and CNN/USA Today coaches polls five times since 2002, including a ranking of seventh in both polls at the conclusion of the 2009 season. Iowa ranked eighth in 2002, 2003 and 2004. The Hawkeyes finished 2015 ranked ninth in the AP Poll and 10th in the USA Today Coaches Poll. In the Big Ten, only Ohio State has more top 10 finishes since 2002.
- Since 1936 when the first AP Poll was released, Iowa has appeared in the poll 354 times, the fifth highest total in the Big Ten (Ohio State, Michigan, Wisconsin, and MSU). Iowa has been the top-ranked team in the country 11 times.
- Iowa set a school record with 12 wins in 2015. The Hawkeyes won 11 games in 2002 (11-2), and 2009 (11-2). In 2009, Iowa started 9-0 and won 10 regular season games for just the fourth time in school history.
- Iowa won 10 or more games in three consecutive years (2002-04) for the first time in school history.
- Kirk Ferentz has been named Big Ten Coach of the Year four times (2002, 2004, 2009, 2015) and was named National Coach of the Year in 2002 and 2015. Only Michigan's Bo Schembechler (6) has more conference coach of the year honors. Iowa's Hayden Fry and Penn State's Joe Paterno both won the award three times.
- Iowa has had 13 individual national award winners under head coach Kirk Ferentz. They include Brad Banks (2002 Davey O'Brien, Top Quarterback; 2002 Associated Press National Player of the Year); Dallas Clark (2002 Mackey, Top Tight End); Nate Kaeding (2002 Groza, Top Kicker); Robert Gallery (2003 Outland, Top Lineman); Shonn Greene (2008 Doak Walker, Top Running Back); Brandon Scherff (2014 Outland, Top Lineman), Desmond King (2015 Jim Thorpe), Josey Jewell (2017 Lott IMPACT), T.J. Hockenson (2018, Mackey, Top Tight End), Tyler Linderbaum, (Rimington, Top Center), Jack Campbell (Campbell Trophy, Butkus Award).
- Iowa's offensive line earned the Joe Moore Award in 2016, an honor bestowed upon the top offensive line unit in the country.
- Iowa has six unanimous consensus All-Americans since 2010, the third-most in the nation.
- Iowa's football record in the 2000 decade was 80-45 (.640), a record that ranks as the best decade in Iowa football history, based on total wins. Iowa posted a record of 77-40-4 (.652) during the 1980's and the Hawkeyes were 62-53-2 (.538) in the 1990's. Iowa was 81-49 (.623) from 2010-19.
- Iowa had 47 wins from 2015-19, the most of any five-year period in school history.

## IOWA FOOTBALL AND THE NFL

- The Hawkeyes have had 213 former players in the NFL since 1999, Kirk Ferentz's first year as head coach (85 draft picks/128 free agents).
- Seventeen former Hawkeyes participated in the 2023 NFL Playoffs, a number that ranked eighth nationally among programs and former players. Just one Big Ten program (Ohio State) had more former players participating in the playoffs.
- Iowa and Florida lead all schools with five offensive tackles currently active in the NFL.
- Iowa is tied with Miami, Florida, Notre Dame, Penn State and Stanford with the most tight ends active in the NFL (4).
- At least one Iowa Hawkeye has been selected in every NFL Draft since 1978 (45 consecutive years).
- Iowa has had 13 First Round NFL Draft picks under head coach Kirk Ferentz.
- Iowa had two first round picks in the 2023 NFL Draft -- LB Lukas Van Ness (Packers) and LB Jack Campbell (Lions). It is the fourth time in program history Iowa has had two players selected in the first round.

- OT Tristan Wirfs and TEs George Kittle and T.J. Hockenson were both selected to the Pro Bowl in 2023. Wirfs and Kittle were Second Team NFL All-Pro selections.
- Two former Hawkeyes -- Jake Gervase and Alaric Jackson -- were members of the Los Angeles Rams' 2022 Super Bowl champion team.
- OT Tristan Wirfs earned first-team All-Pro and was a Pro Bowl selection in 2021.
- TE T.J. Hockenson (eighth overall, Detroit) and TE Noah Fant (20th overall, Denver) became the first tight ends from the same school to be drafted in the first round of a single NFL Draft (2019).
- OL Brandon Scherff (Washington) was named first-team All-Pro in 2020. TE T.J. Hockenson (Detroit), TE George Kittle (San Francisco) and Scherff (Washington) were named to the 2020 Pro Bowl.
- TE George Kittle (San Francisco) was a first-team All-Pro in 2019. OL Marshal Yanda (Baltimore) was named second-team All-Pro that same season.
- DB Desmond King (Los Angeles Chargers), LS Casey Kreiter (Denver), TE George Kittle (San Francisco), and OL Marshal Yanda (Baltimore) were named All-Pro in 2018.
- Over the past 23 years, 204-of-245 (83 percent) of Iowa's senior starters have been drafted in the NFL or signed NFL free agent contracts.
- Over the past 15 years, Iowa has had 57 NFL Draft picks, the third most in the Big Ten -- Ohio State (89), Michigan (72).
- Iowa has had 10 first round picks in the last 13 NFL drafts -- OL Bryan Bulaga, 2010; DE Adrian Clayborn, 2011; OL Riley Reiff, 2012; OL Brandon Scherff, 2015, TE T.J. Hockenson, TE Noah Fant, 2019; OL Tristan Wirfs, 2020; OL Tyler Linderbaum, 2022; LB Lukas Van Ness, 2023, LB Jack Campbell, 2023.
- Iowa had six players drafted in the 2012 NFL Draft, which tied for the most in the Big Ten and tied for fourth in the country.
- Former Hawkeye Marshal Yanda (Baltimore OL) was an eight-time Pro-Bowler (2011-16, 2018, 2019) and was named NFL All-Pro in 2011, 2012, 2014, 2015, 2016, 2018, 2019. He retired following the 2019 season.
- In NFL 2011 regular season statistics, former Hawkeye linebackers Chad Greenway (Minnesota) and Pat Angerer (Indianapolis) finished third and fourth, respectively, in tackles. Greenway was named to the Pro Bowl in 2012 and 2013.
- Three former Hawkeyes were involved in the 2012 Super Bowl. DB Tyler Sash played for the Super Bowl champion New York Giants, while LB Jeff Tarpinian was on the injured reserve roster of the New England Patriots. Former Iowa center Brian Ferentz, now is his 11th year on staff and sixth as Iowa's offensive coordinator, was New England's tight ends coach.
- Former Iowa DB Sean Considine and OL Marshal Yanda won Super Bowl rings with the 2012 Baltimore Ravens in the 2013 Super Bowl.
- Former Iowa LB James Morris (injured reserve) earned a Super Bowl ring with the New England Patriots in 2015. Former TE Tony Moeaki played for the Seattle Seahawks in the same game.
- Former center James Ferentz was a member of the 2016 Super Bowl champion Denver Broncos.
- Former DT Jonathan Babineaux played for the Atlanta Falcons in Super Bowl LI. Former DE Adrian Clayborn and former DB Charles Godfrey were on the Atlanta injured reserve roster.
- Former OL Cole Croston was on the New England Patriots roster in Super Bowl LII. Former C James Ferentz and WR Riley McCarron were on the Patriots practice squad.
- Former DL Adrian Clayborn (active), OL James Ferentz, WR Riley McCarron (injured reserve), and OL Cole Croston (practice squad) earned Super Bowl rings as members of the New England Patriots in Super Bowl LIII.
- Former LB Anthony Hitchens and LB Ben Niemann played for the Super Bowl champion Kansas City Chiefs in 2020. Former QB C.J. Beathard, TE George Kittle, and OL Ross Reynolds were on the NFC Champion San Francisco 49ers.
- Former OL Tristan Wirfs was the starting right tackle as a rookie for the 2021 Super Bowl champion Tampa Bay Buccaneers. Former DL Anthony Nelson was a reserve defensive end for the Bucs. Former LB Ben Niemann and LB Anthony Hitchens were on the AFC Champion Kansas City Chiefs.
- Entering the 2023 season, every Iowa senior starting tight end (17) under Kirk Ferentz has been drafted in the NFL or signed by an NFL team. The NFL has employed 19 Iowa tight ends since 1999 (12 drafted/7 free agents).
- All 11 members of Iowa's starting defensive unit in 2008 were either drafted or signed to NFL free agent contracts following the draft.

# 2023 IOWA FOOTBALL / OVERALL TEAM STATISTICS

## Team Statistics

	IOWA	OPP
<b>Scoring</b>	<b>188</b>	<b>123</b>
Points per game	18.8	12.3
Points Off Turnovers	40	17
<b>First Downs</b>	<b>131</b>	<b>164</b>
Rushing	60	72
Passing	52	82
Penalty	19	10
<b>Rushing Yardage</b>	<b>1210</b>	<b>1127</b>
Yards gained rushing	1489	1337
Yards lost rushing	279	210
Rushing attempts	350	357
Average per rush	3.5	3.2
Average per game	121.0	112.7
TDs Rushing	9	1
<b>Passing Yardage</b>	<b>1220</b>	<b>1688</b>
Comp-Att-Int	113-234-8	194-347-9
Average per pass	5.2	4.9
Average per catch	10.8	8.7
Average per game	122.0	168.8
TDs Passing	8	9
<b>Total offense</b>	<b>2430</b>	<b>2815</b>
Total plays	584	704
Average per play	4.2	4.0
Average per game	243.0	281.5
<b>Kick returns: #-Yards</b>	<b>13-319</b>	<b>7-109</b>
<b>Punt returns: #-Yards</b>	<b>23-241</b>	<b>20-125</b>
<b>Int returns: #-Yards</b>	<b>9-116</b>	<b>8-31</b>
<b>Kick return average</b>	<b>24.5</b>	<b>15.6</b>
<b>Punt return average</b>	<b>10.5</b>	<b>6.3</b>
<b>Int return average</b>	<b>12.9</b>	<b>3.9</b>
<b>Fumbles-Lost</b>	<b>15-7</b>	<b>12-3</b>
<b>Penalties-Yards</b>	<b>31-266</b>	<b>68-580</b>
Average per game	26.6	58.0
<b>Punts-Yards</b>	<b>64-3033</b>	<b>69-2857</b>
Average per punt	47.4	41.4
Net punt average	43.9	35.9
<b>Kickoffs-Yards</b>	<b>46-2936</b>	<b>36-2228</b>
Average per kick	63.8	61.9
Net kick average	41.1	37.6
<b>Time of possession / game</b>	<b>28:10</b>	<b>31:50</b>
<b>3rd-down conversion</b>	<b>42/140</b>	<b>52/168</b>
3rd-down pct	30%	31%
<b>4rd-down conversion</b>	<b>4/6</b>	<b>11/20</b>



## 2023 IOWA FOOTBALL / OVERALL TEAM STATISTICS

	IOWA	OPP
4rd-down pct	67%	55%
<b>Sacks by-Yards</b>	<b>19-100</b>	<b>19-155</b>
<b>Misc Yards</b>	<b>0</b>	<b>0</b>
<b>Touchdowns scored</b>	<b>19</b>	<b>11</b>
<b>Field goals - attempts</b>	<b>17-22</b>	<b>15-20</b>
<b>On-Side kicks</b>	<b>0-0</b>	<b>0-1</b>
<b>Red-zone scores</b>	<b>(24-27) 89%</b>	<b>(15-22) 68%</b>
<b>Red-zone touchdowns</b>	<b>(12-27) 44%</b>	<b>(8-22) 36%</b>
<b>PAT-attempts</b>	<b>(17-17) 100%</b>	<b>(10-10) 100%</b>
<b>2-point conversion-attempts</b>	<b>(1-2) 50%</b>	<b>(1-1) 100%</b>
<b>Attendance</b>	<b>415500</b>	<b>286535</b>
Games / Avg per game	6/69250	4/71634
Neutral site games	-	0/0

### Score by Periods

Team	1st	2nd	3rd	4th	OT	TOT
Iowa	30	58	36	64	0	188
Opponents	16	29	36	42	0	123

## 2023 IOWA FOOTBALL / ALL-PURPOSE YARDS

### All Purpose

Player	g	rush	rcv	pr	kr	ir	total	avg/g
Leshon Williams	10	614	68	0	0	0	682	68.2
Kaleb Johnson	6	332	17	0	77	0	426	71.0
Erick All	7	0	299	0	0	0	299	42.7
Cooper DeJean	10	8	0	241	0	41	290	29.0
Kaden Wetjen	10	20	0	0	210	0	230	23.0
Jaziun Patterson	7	180	21	0	0	0	201	28.7
Seth Anderson	10	50	115	0	0	0	165	16.5
Nico Ragaini	10	-9	167	0	0	0	158	15.8
Diante Vines	9	4	134	0	0	0	138	15.3
Luke Lachey	3	0	131	0	0	0	131	43.7
Kamari Moulton	3	93	0	0	0	0	93	31.0
Addison Ostrenga	8	0	92	0	0	0	92	11.5
Kaleb Brown	7	28	50	0	0	0	78	11.1
Steven Stilianos	9	0	54	0	0	0	54	6.0
Zach Ortwerth	4	0	54	0	0	0	54	13.5
Quinn Schulte	10	0	0	0	0	39	39	3.9
Sebastian Castro	10	0	0	0	0	36	36	3.6
Terrell Washington Jr.	3	34	0	0	0	0	34	11.3
Max White	10	3	0	0	29	0	32	3.2
Hayden Large	10	0	17	0	0	0	17	1.7
Karson Sharar	10	0	0	0	3	0	3	0.3
Johnny Pascuzzi	7	0	1	0	0	0	1	0.1
Cade McNamara	5	-45	0	0	0	0	-45	-9.0
Deacon Hill	9	-86	0	0	0	0	-86	-9.6
Team	10	-16	0	0	0	0	-16	-1.6
<b>Total</b>	<b>10</b>	<b>1210</b>	<b>1220</b>	<b>241</b>	<b>319</b>	<b>116</b>	<b>3106</b>	<b>310.6</b>
<b>Opponents</b>	<b>10</b>	<b>1127</b>	<b>1688</b>	<b>125</b>	<b>109</b>	<b>31</b>	<b>3080</b>	<b>308.0</b>

# 2023 IOWA FOOTBALL / INDIVIDUAL STATISTICS

## Rushing

Player	gp	att	gain	loss	net	avg	td	lg	avg/g
Leshon Williams	10	123	637	23	614	5.0	1	82	61.4
Kaleb Johnson	6	84	357	25	332	4.0	2	67	55.3
Jaziun Patterson	7	46	192	12	180	3.9	2	59	25.7
Kamari Moulton	3	23	94	1	93	4.0	2	18	31.0
Seth Anderson	10	3	50	0	50	16.7	0	30	5.0
Terrell Washington Jr.	3	7	34	0	34	4.9	0	9	11.3
Kaleb Brown	7	4	29	1	28	7.0	0	13	4.0
Kaden Wetjen	10	4	27	7	20	5.0	0	14	2.0
Cooper DeJean	10	1	8	0	8	8.0	0	8	0.8
Diante Vines	9	1	4	0	4	4.0	0	4	0.4
Max White	10	3	5	2	3	1.0	1	3	0.3
Nico Ragaini	10	2	0	9	-9	-4.5	0	0	-0.9
Cade McNamara	5	13	27	72	-45	-3.5	0	18	-9.0
Deacon Hill	9	27	25	111	-86	-3.2	1	7	-9.6
Team	10	9	0	16	-16	-1.8	0	0	-1.6
<b>Total</b>	<b>10</b>	<b>350</b>	<b>1489</b>	<b>279</b>	<b>1210</b>	<b>3.5</b>	<b>9</b>	<b>82</b>	<b>121.0</b>
<b>Opponents</b>	<b>10</b>	<b>357</b>	<b>1337</b>	<b>210</b>	<b>1127</b>	<b>3.2</b>	<b>1</b>	<b>29</b>	<b>112.7</b>

## Passing

Player	gp	effic	comp-att-int	pct	yds	td	lg	avg/g
Deacon Hill	9	90.5	67-144-5	46.5	715	4	54	79.4
Cade McNamara	5	106.2	46-90-3	51.1	505	4	36	101.0
<b>Total</b>	<b>10</b>	<b>96.5</b>	<b>113-234-8</b>	<b>48.3</b>	<b>1220</b>	<b>8</b>	<b>54</b>	<b>122.0</b>
<b>Opponents</b>	<b>10</b>	<b>100.1</b>	<b>194-347-9</b>	<b>55.9</b>	<b>1688</b>	<b>9</b>	<b>64</b>	<b>168.8</b>

## Receiving

Player	gp	no.	yds	avg	td	lg	avg/g
Erick All	7	21	299	14.2	3	34	42.7
Nico Ragaini	10	19	167	8.8	0	29	16.7
Addison Ostrenga	8	14	92	6.6	1	13	11.5
Diante Vines	9	12	134	11.2	1	36	14.9
Leshon Williams	10	11	68	6.2	1	25	6.8
Luke Lachey	3	10	131	13.1	0	35	43.7
Seth Anderson	10	8	115	14.4	1	36	11.5
Steven Stilianos	9	5	54	10.8	0	21	6.0
Kaleb Brown	7	4	50	12.5	1	23	7.1
Jaziun Patterson	7	3	21	7.0	0	18	3.0
Kaleb Johnson	6	2	17	8.5	0	13	2.8
Hayden Large	10	2	17	8.5	0	15	1.7
Johnny Pascuzzi	7	1	1	1.0	0	1	0.1
Zach Ortwerth	4	1	54	54.0	0	54	13.5
<b>Total</b>	<b>10</b>	<b>113</b>	<b>1220</b>	<b>10.8</b>	<b>8</b>	<b>54</b>	<b>122.0</b>
<b>Opponents</b>	<b>10</b>	<b>194</b>	<b>1688</b>	<b>8.7</b>	<b>9</b>	<b>64</b>	<b>168.8</b>

## Punt Returns

Player	no.	yds	avg	td	lg
Cooper DeJean	21	241	11.5	1	70
Brenden Deasfernandes	1	0	0.0	0	0
Deshaun Lee	1	0	0.0	0	0
<b>Total</b>	<b>23</b>	<b>241</b>	<b>10.5</b>	<b>1</b>	<b>70</b>
<b>Opponents</b>	<b>20</b>	<b>125</b>	<b>6.3</b>	<b>0</b>	<b>48</b>

## Interceptions

Player	no.	yds	avg	td	lg
Sebastian Castro	3	36	12.0	1	30
Cooper DeJean	2	41	20.5	0	41
Jermari Harris	1	0	0.0	0	0
Quinn Schulte	1	39	39.0	0	39
Jay Higgins	1	0	0.0	0	0
Xavier Nwankpa	1	0	0.0	0	0
<b>Total</b>	<b>9</b>	<b>116</b>	<b>12.9</b>	<b>1</b>	<b>41</b>
<b>Opponents</b>	<b>8</b>	<b>31</b>	<b>3.9</b>	<b>0</b>	<b>26</b>

## Kick Returns

Player	no.	yds	avg	td	lg
Kaden Wetjen	8	210	26.3	0	35
Max White	2	29	14.5	0	20
Kaleb Johnson	2	77	38.5	0	54
Karson Sharar	1	3	3.0	0	3
<b>Total</b>	<b>13</b>	<b>319</b>	<b>24.5</b>	<b>0</b>	<b>54</b>
<b>Opponents</b>	<b>7</b>	<b>109</b>	<b>15.6</b>	<b>0</b>	<b>28</b>

## Fumble Returns

Player	no.	yds	avg	td	lg
Jay Higgins	1	0	0.0	0	0
Ethan Hurkett	1	0	0.0	0	0
Jeremiah Pittman	1	0	0.0	0	0
<b>Total</b>	<b>3</b>	<b>0</b>	<b>0.0</b>	<b>0</b>	<b>0</b>
<b>Opponents</b>	<b>7</b>	<b>42</b>	<b>6.0</b>	<b>1</b>	<b>42</b>

# 2023 IOWA FOOTBALL / INDIVIDUAL STATISTICS

## Scoring

			PAT						
Player	td	fg	kick	rush	rcv	pass	dxp	saf	pts
Drew Stevens	-	17-22	17-17	-	-	-	-	-	68
Erick All	3	-	-	-	1	-	-	-	20
Leshon Williams	2	-	-	-	-	-	-	-	12
Kaleb Johnson	2	-	-	-	-	-	-	-	12
Jaziun Patterson	2	-	-	-	-	-	-	-	12
Kamari Moulton	2	-	-	-	-	-	-	-	12
Sebastian Castro	1	-	-	-	-	-	-	-	6
Diante Vines	1	-	-	-	-	-	-	-	6
Seth Anderson	1	-	-	-	-	-	-	-	6
Deacon Hill	1	-	-	-	-	-	-	-	6
Cooper DeJean	1	-	-	-	-	-	-	-	6
Max White	1	-	-	-	-	-	-	-	6
Kaleb Brown	1	-	-	-	-	-	-	-	6
Addison Ostrenga	1	-	-	-	-	-	-	-	6
Total	19	17-22	17-17	0	1	1	0	2	188
Opponents	11	15-20	10-10	0	1	1	0	0	123

## Total Offense

Player	g	plays	rush	pass	total	avg/g
Deacon Hill	9	171	-86	715	629	69.9
Leshon Williams	10	123	614	0	614	61.4
Cade McNamara	5	103	-45	505	460	92.0
Kaleb Johnson	6	84	332	0	332	55.3
Jaziun Patterson	7	46	180	0	180	25.7
Kamari Moulton	3	23	93	0	93	31.0
Seth Anderson	10	3	50	0	50	5.0
Terrell Washington Jr.	3	7	34	0	34	11.3
Kaleb Brown	7	4	28	0	28	4.0
Kaden Wetjen	10	4	20	0	20	2.0
Cooper DeJean	10	1	8	0	8	0.8
Diante Vines	9	1	4	0	4	0.4
Max White	10	3	3	0	3	0.3
Nico Ragaini	10	2	-9	0	-9	-0.9
Team	10	0	-16	0	-16	-1.6
<b>Total</b>	<b>10</b>	<b>584</b>	<b>1210</b>	<b>1220</b>	<b>2430</b>	<b>243.0</b>
<b>Opponents</b>	<b>10</b>	<b>704</b>	<b>1127</b>	<b>1688</b>	<b>2815</b>	<b>281.5</b>

## Field Goals

Player	fg	pct.	01-19	20-29	30-39	40-49	50-99	lg	blk
Drew Stevens	17-22	77.3	0-0	6-6	5-5	4-8	2-3	53	1
<b>Opponents</b>	<b>15-20</b>	<b>75.0</b>	<b>0-0</b>	<b>2-2</b>	<b>5-6</b>	<b>6-9</b>	<b>2-3</b>	<b>58</b>	<b>1</b>

## Punting

Player	no.	yds	avg	lg	tb	fc	i20	50+	blk
Tory Taylor	63	2996	47.6	62	3	21	24	24	0
Team	1	37	37.0	0	0	0	0	0	1
<b>Total</b>	<b>64</b>	<b>3033</b>	<b>47.4</b>	<b>62</b>	<b>3</b>	<b>21</b>	<b>24</b>	<b>24</b>	<b>1</b>
<b>Opponents</b>	<b>69</b>	<b>2857</b>	<b>41.4</b>	<b>67</b>	<b>7</b>	<b>19</b>	<b>17</b>	<b>14</b>	<b>2</b>

## FG Sequence

Team Name	Iowa	Opponents
Iowa St.	(28),(34)	36,(42),(46)
Western Mich.	41,(31)	(27)
Michigan St.	(40),(53),(36),(34)	(31),(32),(58),50
Purdue	(27),49,(23),44	41
Wisconsin	(48),(40)	(36),(52)
Minnesota	(23)	(43),43,(44),(28),(31)
Northwestern	53,(53)	
Rutgers	47,(32),(43),(24)	
Utah St.	(),(20)	(32),(45)
Penn St.		(46),,43

## Kickoffs

Player	no.	yds	avg	tb	ob	retn	net	ydln
Drew Stevens	46	2936	63.8	35	0			
<b>Total</b>	<b>46</b>	<b>2936</b>	<b>63.8</b>	<b>35</b>	<b>0</b>	<b>8</b>	<b>41.1</b>	<b>23</b>
<b>Opponents</b>	<b>36</b>	<b>2228</b>	<b>61.9</b>	<b>18</b>	<b>1</b>	<b>13</b>	<b>37.6</b>	<b>27</b>

Numbers in (parentheses) indicate field goal was made



# 2023 IOWA FOOTBALL | TEAM DEFENSE

## Team Defense

			Tackles				Sacks	Pass defense			Fumbles	blkd		
##	Player	gp	ua	a	tot	tfl/yds	no-yds	int-yds	brup	qbh	fr-yds	ff	kick	saf
34	Jay Higgins	10	51	70	121	3.5-5	1-2	1-0	3	2	1-0	1	.	.
10	Nick Jackson	10	32	47	79	7-25	3-15	.	2	3	.	2	.	.
30	Quinn Schulte	10	30	21	51	2.5-9	.	1-39	2	.	.	.	.	.
29	Sebastian Castro	10	30	15	45	6-13	.	3-36	5	.	.	.	.	.
45	Deontae Craig	10	12	33	45	4-18	2-15	.	1	6	.	.	.	.
85	Logan Lee	10	14	29	43	4-21	2-17	.	2	1	.	.	1	.
3	Cooper DeJean	10	26	15	41	2-5	.	2-41	5	.	.	.	.	.
94	Yahya Black	10	18	23	41	3-17	2-12	.	2	2	.	1	.	.
49	Ethan Hurkett	10	20	19	39	4.5-7	.	.	.	3	1-0	.	.	.
1	Xavier Nwankpa	10	22	15	37	2-1	1-0	1-0	2	.	.	.	.	.
13	Joe Evans	10	21	14	35	8.5-35	4.5-22	.	2	9	.	.	.	.
95	Aaron Graves	10	10	19	29	3-21	1-8	.	1	.	.	1	.	.
27	Jermari Harris	8	17	10	27	.	.	1-0	3	.	.	.	.	.
37	Kyler Fisher	10	16	7	23	3.5-7	1-2	.	1	1	.	1	.	.
8	Deshaun Lee	7	9	7	16	.	.	.	2	.	.	.	.	.
43	Karson Sharar	10	5	2	7	0.5-1	.	.	.	.	.	.	.	.
48	Max Llewellyn	10	4	3	7	1.5-7	1.5-7	.	1	1	.	.	.	.
55	Jeremiah Pittman	9	3	3	6	.	.	.	.	.	1-0	.	.	.
2	TJ Hall	6	3	2	5	.	.	.	.	.	.	.	.	.
4	Koen Entringer	10	5	.	5	.	.	.	.	.	.	.	.	.
16	Jamison Heinz	7	3	.	3	.	.	.	.	.	.	.	.	.
17	Brenden Deasfernandes	10	1	1	2	0.5-0	.	.	.	.	.	.	.	.
6	Seth Anderson	10	.	1	1	.	.	.	.	.	.	.	.	.
54	Anterio Thompson	5	1	.	1	.	.	.	.	.	.	.	2	.
39	Luke Elkin	10	.	1	1	.	.	.	.	.	.	.	.	.
77	Connor Colby	10	1	.	1	.	.	.	.	.	.	.	.	.
9	Tory Taylor	10	1	.	1	.	.	.	.	.	.	.	.	.
12	Jaxon Rexroth	10	.	1	1	.	.	.	.	.	.	.	.	.
90	Brian Allen	3	.	1	1	.	.	.	.	1	.	.	.	.
41	Jaden Harrell	10	1	.	1	.	.	.	.	.	.	.	.	.
	Totals	10	356	360	716	56-192	19-100	9-116	34	29	3-0	6	3	2
	Opponents	10	337	226	563	54-237	19-155	8-31	32	18	7-42	10	2	0

# 2023 IOWA FOOTBALL / RED ZONE RESULTS

## Iowa Inside Opponent Red-Zone

Date	Opponent	Score	Times	Times	Total	Rush	Pass	FGs	Failed to score inside RZ						
			In RZ	Scored	Pts TDs				FGA	Down	Int	Fumb	Half	Game	
09/02/2023	Utah St.	W 24-14	4	3	17 2	1	1	1	1	0	0	0	0	1	
09/09/2023	at Iowa St.	W 20-13	3	3	13 1	1	0	2	2	0	0	0	0	0	
09/16/2023	Western Mich.	W 41-10	5	5	32 4	3	1	1	1	0	0	0	0	0	
09/23/2023	at Penn St.	L 0-31	0	0	0 0	0	0	0	0	0	0	0	0	0	
09/30/2023	Michigan St.	W 26-16	3	3	13 1	0	1	2	2	0	0	0	0	0	
10/07/2023	Purdue	W 20-14	2	2	6 0	0	0	2	2	0	0	0	0	0	
10/14/2023	at Wisconsin	W 15-6	1	1	3 0	0	0	1	1	0	0	0	0	0	
10/21/2023	Minnesota	L 10-12	2	2	10 1	1	0	1	1	0	0	0	0	0	
11/04/2023	at Northwestern	W 10-7	1	1	7 1	0	1	0	0	0	0	0	0	0	
11/11/2023	Rutgers	W 22-0	6	4	19 2	1	1	2	2	0	1	0	0	1	
<b>Totals 24 of 27 (88.9%)</b>			<b>27</b>	<b>24</b>	<b>120 12</b>	<b>7</b>	<b>5</b>	<b>12</b>	<b>12</b>	<b>0</b>	<b>1</b>	<b>0</b>	<b>0</b>	<b>2</b>	

## Opponents Inside Iowa Red-Zone

Date	Opponent	Score	Times	Times	Total	Rush	Pass	FGs	Failed to score inside RZ						
			In RZ	Scored	Pts TDs				FGA	Down	Int	Fumb	Half	Game	
09/02/2023	Utah St.	W 24-14	3	2	11 1	0	1	1	1	1	0	0	0	0	
09/09/2023	Iowa St.	W 20-13	2	1	7 1	0	1	0	1	0	0	0	0	0	
09/16/2023	Western Mich.	W 41-10	1	1	3 0	0	0	1	1	0	0	0	0	0	
09/23/2023	Penn St.	L 0-31	5	4	28 4	0	4	0	1	0	0	0	0	0	
09/30/2023	Michigan St.	W 26-16	3	2	6 0	0	0	2	2	0	1	0	0	0	
10/07/2023	Purdue	W 20-14	2	1	7 1	1	0	0	1	0	0	0	0	0	
10/14/2023	Wisconsin	W 15-6	2	1	3 0	0	0	1	1	1	0	0	0	0	
10/21/2023	Minnesota	L 10-12	2	2	6 0	0	0	2	2	0	0	0	0	0	
11/04/2023	Northwestern	W 10-7	2	1	7 1	0	1	0	0	1	0	0	0	0	
11/11/2023	Rutgers	W 22-0	0	0	0 0	0	0	0	0	0	0	0	0	0	
<b>Totals 15 of 22 (68.2%)</b>			<b>22</b>	<b>15</b>	<b>78 8</b>	<b>1</b>	<b>7</b>	<b>7</b>	<b>10</b>	<b>3</b>	<b>1</b>	<b>0</b>	<b>0</b>	<b>0</b>	

### Team Results

	Date	Opponent		Score	Att.
*	09/23/2023	at Penn St.	L	0-31	110830
*	09/30/2023	Michigan St.	W	26-16	69250
*	10/07/2023	Purdue	W	20-14	69250
*	10/14/2023	at Wisconsin	W	15-6	76205
*	10/21/2023	Minnesota	L	10-12	69250
*	11/04/2023	at Northwestern	W	10-7	38000
*	11/11/2023	Rutgers	W	22-0	69250

### Rushing

Player	gp	att	gain	loss	net	avg	td	lg	avg/g
Leshon Williams	7	104	473	23	450	4.3	1	82	64.3
Kaleb Johnson	4	50	251	10	241	4.8	1	67	60.3
Jaziun Patterson	4	25	76	0	76	3.0	1	9	19.0
Kamari Moulton	2	15	44	1	43	2.9	0	7	21.5
Seth Anderson	7	2	20	0	20	10.0	0	16	2.9
Kaleb Brown	4	2	20	0	20	10.0	0	13	5.0
Cooper DeJean	7	1	8	0	8	8.0	0	8	1.1
Diante Vines	6	1	4	0	4	4.0	0	4	0.7
Terrell Washington Jr.	2	1	3	0	3	3.0	0	3	1.5
Kaden Wetjen	7	1	0	2	-2	-2.0	0	0	-0.3
Nico Ragaini	7	2	0	9	-9	-4.5	0	0	-1.3
Deacon Hill	7	27	25	111	-86	-3.2	1	7	-12.3
Team	7	6	0	12	-12	-2.0	0	0	-1.7
<b>Total</b>	<b>7</b>	<b>242</b>	<b>942</b>	<b>186</b>	<b>756</b>	<b>3.1</b>	<b>4</b>	<b>82</b>	<b>108.0</b>
<b>Opponents</b>	<b>7</b>	<b>266</b>	<b>973</b>	<b>166</b>	<b>807</b>	<b>3.0</b>	<b>1</b>	<b>19</b>	<b>115.3</b>

### Passing

Player	gp	effic	comp-att-int	pct	yds	td	lg	avg/g
Deacon Hill	7	90.1	64-138-5	46.4	680	4	54	97.1
Cade McNamara	2	81.0	8-19-0	42.1	88	0	23	44.0
<b>Total</b>	<b>7</b>	<b>89.0</b>	<b>72-157-5</b>	<b>45.9</b>	<b>768</b>	<b>4</b>	<b>54</b>	<b>109.7</b>
<b>Opponents</b>	<b>7</b>	<b>98.9</b>	<b>132-237-7</b>	<b>55.7</b>	<b>1150</b>	<b>6</b>	<b>43</b>	<b>164.3</b>

### Receiving

Player	gp	no.	yds	avg	td	lg	avg/g
Nico Ragaini	7	14	119	8.5	0	17	17.0
Erick All	4	14	218	15.6	2	33	54.5
Addison Ostrenga	5	12	73	6.1	1	13	14.6
Diante Vines	6	9	120	13.3	0	36	20.0
Leshon Williams	7	6	27	4.5	0	17	3.9
Seth Anderson	7	4	47	11.8	0	21	6.7
Kaleb Brown	4	4	50	12.5	1	23	12.5
Steven Stilanos	6	3	25	8.3	0	15	4.2
Kaleb Johnson	4	2	17	8.5	0	13	4.3
Johnny Pascuzzi	6	1	1	1.0	0	1	0.2
Jaziun Patterson	4	1	2	2.0	0	2	0.5
Zach Ortwerth	4	1	54	54.0	0	54	13.5
Hayden Large	7	1	15	15.0	0	15	2.1
<b>Total</b>	<b>7</b>	<b>72</b>	<b>768</b>	<b>10.7</b>	<b>4</b>	<b>54</b>	<b>109.7</b>
<b>Opponents</b>	<b>7</b>	<b>132</b>	<b>1150</b>	<b>8.7</b>	<b>6</b>	<b>43</b>	<b>164.3</b>

### Game Records

Record	Overall	Home	Away	Neutral
ALL GAMES	5-2	3-1	2-1	0-0
CONFERENCE	5-2	3-1	2-1	0-0
NON-CONFERENCE	0-0	0-0	0-0	0-0

### Team Statistics

	IOWA	OPP
<b>First Downs</b>	<b>85</b>	<b>118</b>
Rushing	39	55
Passing	34	55
Penalty	12	8
<b>Rushing Yardage</b>	<b>756</b>	<b>807</b>
Rushing attempts	242	266
Average per rush	3.1	3.0
Average per game	108.0	115.3
TDs Rushing	4	1
<b>Passing Yardage</b>	<b>768</b>	<b>1150</b>
Comp-Att-Int	72-157-5	132-237-7
Average per pass	4.9	4.9
Average per catch	10.7	8.7
Average per game	109.7	164.3
TDs Passing	4	6
<b>Total offense</b>	<b>1524</b>	<b>1957</b>
Average per play	3.8	3.9
Average per game	217.7	279.6
<b>Kick returns: #-Yards</b>	<b>7-139</b>	<b>7-109</b>
<b>Punt returns: #-Yards</b>	<b>13-156</b>	<b>15-107</b>
<b>Int returns: #-Yards</b>	<b>7-86</b>	<b>5-31</b>
<b>Fumbles-Lost</b>	<b>12-7</b>	<b>10-2</b>
<b>Penalties-Yards</b>	<b>23-211</b>	<b>48-401</b>
<b>Punts-Avg</b>	<b>47-48.1</b>	<b>50-40.4</b>
<b>Time of possession / game</b>	<b>27:01</b>	<b>32:59</b>
<b>3rd-down conversion</b>	<b>27/97</b>	<b>35/117</b>
<b>4rd-down conversion</b>	<b>2/3</b>	<b>9/14</b>
<b>PAT-attempts</b>	<b>(8-8) 100%</b>	<b>(8-8) 100%</b>
<b>2-point conversion-attempts</b>	<b>(0-1) 0%</b>	<b>(0-0) 0%</b>

### Interceptions

Player	no.	yds	avg	td	lg
Sebastian Castro	2	6	3.0	0	6
Cooper DeJean	2	41	20.5	0	41
Jermari Harris	1	0	0.0	0	0
Quinn Schulte	1	39	39.0	0	39
Jay Higgins	1	0	0.0	0	0
<b>Total</b>	<b>7</b>	<b>86</b>	<b>12.3</b>	<b>0</b>	<b>41</b>
<b>Opponents</b>	<b>5</b>	<b>31</b>	<b>6.2</b>	<b>0</b>	<b>26</b>

# 2023 IOWA FOOTBALL | BIG-ONLY STATS

## Field Goals

Player	fg	pct.	01-19	20-29	30-39	40-49	50-99	lg	blk
Drew Stevens	13-17	76.5	0-0	4-4	3-3	4-7	2-3	53	1
<b>Opponents</b>	<b>10-14</b>	<b>71.4</b>	<b>0-0</b>	<b>1-1</b>	<b>4-4</b>	<b>3-6</b>	<b>2-3</b>	<b>58</b>	<b>0</b>

## Scoring

Player	td	fg	PAT				dxp	saf	pts
			kick	rush	rcv	pass			
Drew Stevens	-	13-17	8-8	-	-	-	-	-	47
Erick All	2	-	-	-	-	-	-	-	12
Leshon Williams	1	-	-	-	-	-	-	-	6
Deacon Hill	1	-	-	-	-	-	-	-	6
Cooper DeJean	1	-	-	-	-	-	-	-	6
Kaleb Brown	1	-	-	-	-	-	-	-	6
Kaleb Johnson	1	-	-	-	-	-	-	-	6
Addison Ostrenga	1	-	-	-	-	-	-	-	6
Jaziun Patterson	1	-	-	-	-	-	-	-	6
<b>Total</b>	<b>9</b>	<b>13-17</b>	<b>8-8</b>	<b>0</b>	<b>0</b>	<b>0</b>	<b>0</b>	<b>1</b>	<b>103</b>
<b>Opponents</b>	<b>8</b>	<b>10-14</b>	<b>8-8</b>	<b>0</b>	<b>0</b>	<b>0</b>	<b>0</b>	<b>0</b>	<b>86</b>

## Score by Periods

Team	1st	2nd	3rd	4th	OT	TOT
Iowa	13	27	16	47	0	103
Opponents	9	20	33	24	0	86

## Punting

Player	no.	yds	avg	lg	tb	fc	i20	50+	blk
Tory Taylor	47	2259	48.1	62	2	17	19	18	0
<b>Total</b>	<b>47</b>	<b>2259</b>	<b>48.1</b>	<b>62</b>	<b>2</b>	<b>17</b>	<b>19</b>	<b>18</b>	<b>0</b>
<b>Opponents</b>	<b>50</b>	<b>2021</b>	<b>40.4</b>	<b>67</b>	<b>3</b>	<b>16</b>	<b>14</b>	<b>9</b>	<b>1</b>

## Punt Returns

Player	no.	yds	avg	td	lg
Cooper DeJean	12	156	13.0	1	70
Brenden Deasfernandes	1	0	0.0	0	0
<b>Total</b>	<b>13</b>	<b>156</b>	<b>12.0</b>	<b>1</b>	<b>70</b>
<b>Opponents</b>	<b>15</b>	<b>107</b>	<b>7.1</b>	<b>0</b>	<b>48</b>

## Kick Returns

Player	no.	yds	avg	td	lg
Kaden Wetjen	4	107	26.8	0	29
Max White	2	29	14.5	0	20
Karson Sharar	1	3	3.0	0	3
<b>Total</b>	<b>7</b>	<b>139</b>	<b>19.9</b>	<b>0</b>	<b>29</b>
<b>Opponents</b>	<b>7</b>	<b>109</b>	<b>15.6</b>	<b>0</b>	<b>28</b>

## All Purpose

Player	g	rush	rcv	pr	kr	ir	total	avg/g
Leshon Williams	7	450	27	0	0	0	477	68.1
Kaleb Johnson	4	241	17	0	0	0	258	64.5
Erick All	4	0	218	0	0	0	218	54.5
Cooper DeJean	7	8	0	156	0	41	205	29.3
Diante Vines	6	4	120	0	0	0	124	20.7
Nico Ragaini	7	-9	119	0	0	0	110	15.7
Kaden Wetjen	7	-2	0	0	107	0	105	15.0
Jaziun Patterson	4	76	2	0	0	0	78	19.5
Addison Ostrenga	5	0	73	0	0	0	73	14.6
Kaleb Brown	4	20	50	0	0	0	70	17.5
Seth Anderson	7	20	47	0	0	0	67	9.6
Zach Ortwerth	4	0	54	0	0	0	54	13.5
Kamari Moulton	2	43	0	0	0	0	43	21.5
Quinn Schulte	7	0	0	0	0	39	39	5.6
Max White	7	0	0	0	29	0	29	4.1
Steven Stilianos	6	0	25	0	0	0	25	4.2
Hayden Large	7	0	15	0	0	0	15	2.1
Sebastian Castro	7	0	0	0	0	6	6	0.9
Karson Sharar	7	0	0	0	3	0	3	0.4
Terrell Washington Jr.	2	3	0	0	0	0	3	1.5
Johnny Pascuzzi	6	0	1	0	0	0	1	0.2
Deacon Hill	7	-86	0	0	0	0	-86	-12.3
<b>Total</b>	<b>7</b>	<b>756</b>	<b>768</b>	<b>156</b>	<b>139</b>	<b>86</b>	<b>1905</b>	<b>272.1</b>
<b>Opponents</b>	<b>7</b>	<b>807</b>	<b>1150</b>	<b>107</b>	<b>109</b>	<b>31</b>	<b>2204</b>	<b>314.9</b>

## Total Offense

Player	g	plays	rush	pass	total	avg/g
Deacon Hill	7	165	-86	680	594	84.9
Leshon Williams	7	104	450	0	450	64.3
Kaleb Johnson	4	50	241	0	241	60.3
Cade McNamara	2	24	0	88	88	44.0
Jaziun Patterson	4	25	76	0	76	19.0
Kamari Moulton	2	15	43	0	43	21.5
Seth Anderson	7	2	20	0	20	2.9
Kaleb Brown	4	2	20	0	20	5.0
Cooper DeJean	7	1	8	0	8	1.1
Diante Vines	6	1	4	0	4	0.7
Terrell Washington Jr.	2	1	3	0	3	1.5
Kaden Wetjen	7	1	-2	0	-2	-0.3
Nico Ragaini	7	2	-9	0	-9	-1.3
<b>Total</b>	<b>7</b>	<b>399</b>	<b>756</b>	<b>768</b>	<b>1524</b>	<b>217.7</b>
<b>Opponents</b>	<b>7</b>	<b>503</b>	<b>807</b>	<b>1150</b>	<b>1957</b>	<b>279.6</b>



# 2023 IOWA FOOTBALL / BIG-ONLY TEAM DEFENSE

##	Player	gp	Tackles				Sacks	Pass defense			Fumbles		blkd	
			ua	a	tot	tfl/yds	no-yds	int-yds	brup	qbh	fr-yds	ff	kick	saf
34	Jay Higgins	7	33	56	89	3.5-5	1-2	1-0	.	1	1-0	.	.	.
10	Nick Jackson	7	24	32	56	6-25	2-15	.	1	2	.	1	.	.
45	Deontae Craig	7	9	30	39	3-8	1-5	.	.	4	.	.	.	.
29	Sebastian Castro	7	23	12	35	3-8	.	2-6	4	.	.	.	.	.
30	Quinn Schulte	7	19	15	34	1.5-8	.	1-39	1	.	.	.	.	.
85	Logan Lee	7	11	22	33	4-21	2-17	.	2	1	.	.	.	.
1	Xavier Nwankpa	7	21	12	33	2-1	1-0	.	1	.	.	.	.	.
49	Ethan Hurkett	7	15	14	29	1.5-2	.	.	.	2	1-0	.	.	.
94	Yahya Black	7	14	15	29	3-17	2-12	.	2	2	.	1	.	.
27	Jermari Harris	7	16	10	26	.	.	1-0	3	.	.	.	.	.
13	Joe Evans	7	18	8	26	6.5-25	3.5-17	.	1	5	.	.	.	.
3	Cooper DeJean	7	15	7	22	1.5-3	.	2-41	4	.	.	.	.	.
95	Aaron Graves	7	5	13	18	2-10	1-8	.	1	.	.	1	.	.
37	Kyler Fisher	7	12	5	17	3-5	1-2	.	1	1	.	1	.	.
43	Karson Sharar	7	5	1	6	.	.	.	.	.	.	.	.	.
48	Max Llewellyn	7	2	3	5	1.5-7	1.5-7	.	.	.	.	.	.	.
16	Jamison Heinz	6	3	.	3	.	.	.	.	.	.	.	.	.
55	Jeremiah Pittman	6	1	2	3	.	.	.	.	.	.	.	.	.
2	TJ Hall	3	1	1	2	.	.	.	.	.	.	.	.	.
9	Tory Taylor	7	1	.	1	.	.	.	.	.	.	.	.	.
17	Brenden Deasfernandes	7	1	.	1	.	.	.	.	.	.	.	.	.
6	Seth Anderson	7	.	1	1	.	.	.	.	.	.	.	.	.
12	Jaxon Rexroth	7	.	1	1	.	.	.	.	.	.	.	.	.
77	Connor Colby	7	1	.	1	.	.	.	.	.	.	.	.	.
39	Luke Elkin	7	.	1	1	.	.	.	.	.	.	.	.	.
4	Koen Entringer	7	1	.	1	.	.	.	.	.	.	.	.	.
8	Deshaun Lee	4	1	.	1	.	.	.	.	.	.	.	.	.
18	Drew Stevens	7	.	.	.	.	.	.	.	.	.	.	.	.
<b>Totals</b>		<b>7</b>	<b>252</b>	<b>262</b>	<b>514</b>	<b>42-145</b>	<b>16-85</b>	<b>7-86</b>	<b>21</b>	<b>18</b>	<b>2-0</b>	<b>4</b>	<b>1</b>	<b>1</b>
Opponents		7	225	156	381	34-148	13-101	5-31	20	12	7-42	8	1	0

## 2023 IOWA FOOTBALL / GAME-BY-GAME STATISTICS

Game	Score	First Downs	Rushing Att-Net	Pass. Yards	Passing Com.-Att.-Int	Total Offense	Punts-Avg.	Fum.-Lost	Pen. Yds.
Utah State	14	19	24-116	213	32-48-1	329	6-44.3	0-0	10-91
at Iowa	24	18	36-88	196	18-33-0	284	7-47.0	2-0	7-50
Iowa	20	9	29-112	123	12-22-1	235	6-46.3	0-0	0-0
at Iowa State	13	19	31-87	203	23-44-1	290	6-51.8	0-0	2-24
Western Michigan	10	8	36-117	122	7-18-0	239	8-37.4	2-1	8-64
at Iowa	41	19	43-254	133	11-22-2	387	4-41.8	1-0	1-5
Iowa	0	4	17-20	56	6-16-0	76	7-52.3	6-4	4-28
at Penn State	31	28	57-215	182	26-40-0	397	4-37.8	1-0	4-45
Michigan State	16	20	32-156	193	25-44-3	349	6-48.8	1-1	10-94
at Iowa	26	15	27-61	161	14-32-1	222	7-48.9	1-1	3-25
Purdue	14	21	40-96	247	25-40-2	343	7-41.3	2-0	6-45
at Iowa	20	13	35-181	110	6-21-1	291	6-47.3	1-0	2-20
Iowa	15	9	48-200	37	6-14-0	237	10-50.6	1-0	5-55
at Wisconsin	6	18	28-96	228	27-50-1	324	8-42.9	4-1	7-48
Minnesota	12	12	45-113	126	10-25-0	239	9-39.9	0-0	7-58
at Iowa	10	9	28-11	116	10-28-1	127	9-49.3	2-2	6-53
Iowa	10	14	41-104	65	10-15-1	169	6-39.0	1-0	3-30
at Northwestern	7	12	41-89	81	12-20-0	170	8-38.0	1-0	7-71
Rutgers	0	7	23-34	93	7-18-1	127	9-35.4	1-0	7-40
at Iowa	22	21	46-179	223	20-31-1	402	3-47.7	1-0	0-0

## SPECIALTY STATISTICS

### ON THE AVERAGE

DOWN	PLAYS	YARDS	AVG.
First Down	244	1,146	4.7
Second Down	194	721	3.7
Third Down	140	559	4.0
Fourth Down	6	6	1.0

### IOWA BY QUARTERS

QUARTER	IOWA	OPPONENTS
First	30	16
Second	58	29
Third	36	40
Fourth	64	42
OT	-	-

### POINTS OFF TURNOVERS

	T/O GAINED	PTS. SCORED
IOWA	12	40
Opponent	15	20

**INDIVIDUAL**

Points	14, Drew Stevens vs. Michigan State, 9/30/23
Rushing Attempts	25, Leshon Williams at Wisconsin, 10/14/23
Yards Rushing	174, Leshon Williams at Wisconsin, 10/14/23
Pass Attempts	31 (20 comp.), Deacon Hill vs. Rutgers, 11/11/23
Pass Completions	20 (31 att.), Deacon Hill vs. Rutgers, 11/11/23
Yards Passing	223 (20-of-31), Deacon Hill vs. Rutgers, 11/11/23
Receptions	8, Addison Ostrenga vs. Rutgers, 11/11/23
Yards Receiving	97, Erick All vs. Purdue, 10/7/23
Yards Total Offense	223, Deacon Hill vs. Rutgers, 11/11/23
All-Purpose Yards	174, Leshon Williams at Wisconsin, 10/14/23
Yards Punt Returns	77, Cooper DeJean vs. Western Michigan, 9/16/23
Yards Kickoff Returns	88, Kaden Wetjen vs. Western Michigan, 9/16/23
Field Goals Made	4, Drew Stevens vs. Michigan State, 9/30/23
Extra Points	4, Drew Stevens vs. Western Michigan, 9/16/23
Interceptions	1, 9X, last Quinn Schulte vs. Rutgers, 11/11/23
Tackles	16, Jay Higgins vs. Utah State, 9/2/23
Sacks	2.0, Logan Lee vs. Purdue, 10/7/23
TFLs	4.0, Joe Evans vs. Purdue, 10/7/23

**TEAM OFFENSE (IOWA HIGHS)**

Points	41 vs. Western Michigan, 9/16/23
Rushing Attempts	48 at Wisconsin, 10/14/23
Net Yards Rushing	254 vs. Western Michigan, 9/16/23
Pass Attempts	33 (18 comp.) vs. Utah State, 9/2/23
Pass Completions	20 vs. Rutgers, 11/11/23
Yards Passing	223 (20-of-31) vs. Rutgers, 11/11/23
Yards Total Offense	402 vs. Rutgers, 11/11/23
Total Plays	77 vs. Rutgers, 11/11/23
First Downs	21 vs. Rutgers, 11/11/23

**TEAM DEFENSE (OPPONENT LOWS)**

Points	0 vs. Rutgers, 11/11/23
Rushing Attempts	23 vs. Rutgers, 11/11/23
Net Yards Rushing	34 vs. Rutgers, 11/11/23
Pass Attempts	18 (7 comp.), 2X, last vs. Rutgers, 11/11/23
Pass Completions	7 (18 att.), 2X, last vs. Rutgers, 11/11/23
Yards Passing	81 (12-of-20) at Northwestern, 11/4/23
Yards Total Offense	127, vs. Rutgers, 11/11/23
Total Plays	41, vs. Rutgers, 11/11/23
First Downs	7 vs. Rutgers, 11/11/23

**LONGEST PLAYS**

Run	82 (TD)	Leshon Williams at Wisconsin, 10/14/23
Reception	54	Zach Ortwerth vs. Rutgers, 11/11/23
Field Goal	53	Drew Stevens, 2X, last at Northwestern, 11/4/23
Interception Return	41	Cooper DeJean vs. Purdue, 10/7/23
Fumble Return	0	Jay Higgins at Wisconsin, 10/14/23
Punt Return	70 (TD)	Cooper DeJean vs. Michigan State, 9/30/23
Kickoff Return	54	Kaleb Johnson vs. Utah State, 9/2/23
Scoring drive	90 (3 plays, 1:20, TD)	at Wisconsin, 10/14/23
Non-scoring drive	62 (8 plays, 1:14)	vs. Rutgers, 11/11/23

# 2023 IOWA FOOTBALL / MISCELLANEOUS STATS

## CAREER 300-YARD PERFORMANCES

### PASSING

#### CADE MCNAMARA (1)

Date	Opponent	C-A	Yds.	TD	INT
*10/30/21	at Michigan State	28-44	383	2	1

\*at Michigan

## CAREER 100-YARD PERFORMANCES

### RUSHING

#### KALEB JOHNSON (4)

Date	Opponent	Att.	Yds.	TD
10/7/23	Purdue	17	134	1
9/17/22	Nevada	7	103	2
11/5/22	at Purdue	22	200	1
11/25/22	Nebraska	16	109	1

#### LESHON WILLIAMS (1)

Date	Opponent	Att.	Yds.	TD
9/16/23	Western Michigan	12	145	0
10/14/23	at Wisconsin	25	174	1

### RECEIVING

#### SETH ANDERSON (1)

Date	Opponent	Rec.	Yds.	TD
*9/3/22	Western Carolina	8	131	2

\*at Charleston Southern

## CAREER DOUBLE-DIGIT TACKLE GAMES

Name	2020	2021	2022	2023	TOTAL
Nick Jackson	*7	*7	*6	2	22
Jay Higgins	--	--	1	7	8
Cooper DeJean	--	--	2	1	3
Logan Lee	--	--	--	1	1

\*at Virginia

## CAREER SACKS

Name	2019	2020	2021	2022	2023	TOTAL
Joe Evans	4	1	7	6.5	4.5	23.0
Nick Jackson	*0.5	*2.5	*2.5	*5	3	13.5
Deontae Craig	--	--	1.5	6.5	2	10.0
Logan Lee	--	--	3	3	2	8.0
Noah Shannon	--	0.5	2	2	--	4.5
Yahya Black	--	--	--	1	3	4.0
Aaron Graves	--	--	--	2.5	1	3.5
Jay Higgins	--	--	--	0.5	1	1.5
Max Llewellyn	--	--	--	--	1.5	1.5
Ethan Hurkett	--	--	--	1	--	1.0
Sebastian Castro	--	--	--	1	--	1.0
Kyler Fisher	--	--	--	--	1	1.0
Xavier Nwankpa	--	--	--	--	1	1.0
Chris Reames	--	--	--	0.5	--	0.5

\*at Virginia

## CAREER TACKLES FOR LOSS

Name	2019	2020	2021	2022	2023	TOTAL
Joe Evans	4	2	7	8.5	8.5	30.0
Nick Jackson	*1	*6	*6	*7	7.0	27.0
Logan Lee	--	--	5	8	4.0	17.0
Deontae Craig	--	--	3	10	4.0	17.0
Noah Shannon	--	0.5	2	8.5	--	11.0
Aaron Graves	--	--	--	6	3	9.0
Sebastian Castro	--	--	--	3	6	9.0
Ethan Hurkett	--	--	0.5	2	4.5	7.0
Cooper DeJean	--	--	--	3	2.0	5.0
Jay Higgins	--	--	--	1.5	3.5	5.0
Yahya Black	--	0.5	--	1.5	3.0	5.0
Kyler Fisher	--	--	--	--	3.5	3.5
Quinn Schulte	--	--	--	0.5	2.5	3.0
Max Llewellyn	--	--	--	0.5	1.5	2.0
Xavier Nwankpa	--	--	--	--	2	2.0
Jermari Harris	--	--	1.5	--	--	1.5
Jeremiah Pittman	--	--	--	1	--	1.0
Chris Reames	--	--	--	1	--	1.0
Karson Sharar	--	--	--	--	0.5	0.5
Brenden Deasfernandes	--	--	--	--	0.5	0.5

\*at Virginia

## CAREER INTERCEPTIONS

Name	2019	2020	2021	2022	2023	TOTAL
Cooper DeJean	--	--	--	5	2	7
Jermari Harris	--	--	4	--	1	5
Sebastian Castro	--	--	--	--	3	3
Quinn Schulte	--	--	1	1	1	3
Xavier Nwankpa	--	--	--	1	1	2
Jay Higgins	--	--	--	--	1	1



# IOWA HAD...

## RUSHING

30 attempts \_\_\_\_\_ 30, Tyler Goodson vs. Nebraska, 11/27/20  
**20 attempts** \_\_\_\_\_ **24, Leshon Williams at Northwestern, 11/4/23**  
**100 yards** \_\_\_\_\_ **174, Leshon Williams at Wisconsin, 10/14/23**  
200 yards \_\_\_\_\_ 200, Kaleb Johnson at Purdue, 11/5/22  
Team 400 yards \_\_\_\_\_ 408 vs. Tulsa, 9/13/97  
3 TDs \_\_\_\_\_ Tyler Goodson vs. Kent State, 9/18/21  
4 TDs \_\_\_\_\_ Akrum Wadley at Northwestern, 10/17/15  
**50+ yard rush** \_\_\_\_\_ **82, Leshon Williams at Wisconsin, 10/14/23**  
**75+ yard rush** \_\_\_\_\_ **82, Leshon Williams at Wisconsin, 10/14/23**  
2 100-yard performances \_\_\_\_\_ 158, LeShun Daniels vs. Nebraska, 11/25/16  
(same game) \_\_\_\_\_ 105, Akrum Wadley vs. Nebraska, 11/25/16  
Four consecutive 100-yard games \_\_\_\_\_ Mark Weisman, 2012 (UNI, CMU, MINN, MSU)

## PASSING

**30-39 attempts** \_\_\_\_\_ **31, Deacon Hill vs. Rutgers, 11/11/23**  
40-49 attempts \_\_\_\_\_ 43, Nate Stanley vs. Penn State, 10/12/19  
50 attempts \_\_\_\_\_ 56, Jake Rudock at Maryland, 10/18/14  
30-39 completions \_\_\_\_\_ 32, Jake Rudock at Maryland, 10/18/14  
300 yards \_\_\_\_\_ 308, Nate Stanley vs. Illinois, 11/23/19  
400 yards \_\_\_\_\_ 426, Scott Mullen vs. Indiana, 10/23/99  
Team 400 yards \_\_\_\_\_ 426 vs. Indiana, 10/23/99  
75+ yard completion \_\_\_\_\_ 75, Nate Stanley at Wisconsin, 11/9/19  
3 TDs \_\_\_\_\_ Spencer Petras at Maryland, 10/1/21  
4 TDs \_\_\_\_\_ Nate Stanley (6) at Indiana, 10/13/18  
5 TDs \_\_\_\_\_ Nate Stanley (6) at Indiana, 10/13/18  
6 TDs \_\_\_\_\_ Nate Stanley at Indiana, 10/13/18  
4 interceptions \_\_\_\_\_ Spencer Petras vs. Purdue, 10/16/21  
5 interceptions \_\_\_\_\_ Ricky Stanzi vs. Indiana, 10/31/09

## RECEIVING

10+ receptions \_\_\_\_\_ 13, Kevin Kasper at Ohio State, 10/30/99  
150 yards \_\_\_\_\_ 151, Marvin McNutt at Purdue, 11/19/11  
200 yards \_\_\_\_\_ 233, Deven Harberts at Indiana, 10/29/88  
75+ yard reception \_\_\_\_\_ 75, Tyrone Tracy, Jr., at Wisconsin, 11/9/19  
2 100-yard performances \_\_\_\_\_ 4-107-2 TD, T.J. Hockenson at Indiana, 10/13/18  
(same game) \_\_\_\_\_ 4-101-TD, Noah Fant at Indiana, 10/13/18  
3 TDs \_\_\_\_\_ Marvin McNutt vs. Indiana, 10/22/11  
4 TDs \_\_\_\_\_ Ed Hinkel vs. Minnesota, 11/19/05  
10 or more receivers catch a pass \_\_\_\_\_ 12 at Maryland, 10/1/21

## DEFENSIVE

**15+ tackles** \_\_\_\_\_ **18, Jay Higgins at Penn State, 9/23/23**  
3.0+ sacks \_\_\_\_\_ 3.0, Zach VanValkenburg at Minnesota, 11/13/20  
3.0+ TFL \_\_\_\_\_ **4.5, Joe Evans vs. Purdue, 10/7/23**  
4.0+ TFL \_\_\_\_\_ **4.5, Joe Evans vs. Purdue, 10/7/23**  
3+ players with 10+ tackles \_\_\_\_\_ Campbell (17), Hankins (10), VanValkenburg (10), vs. Minnesota, 11/13/21  
**Had 6+ sacks** \_\_\_\_\_ **6 vs. Purdue, 10/7/23**  
**Had 12+ TFL** \_\_\_\_\_ **12 vs. Purdue, 10/7/23**  
Intercepted 5+ passes \_\_\_\_\_ 6 at Maryland, 10/1/21  
Forced 6+ turnovers \_\_\_\_\_ 7 (6 INT, 1 Fumble), at Maryland, 10/1/21  
**Held under 75 yards rushing** \_\_\_\_\_ **23-34 yards, vs. Rutgers, 11/11/23**  
**Held under 100 yards passing** \_\_\_\_\_ **93, vs. Rutgers, 11/11/23**  
**Under 200 yards total offense** \_\_\_\_\_ **127, vs. Rutgers, 11/11/23**  
**Safety scored** \_\_\_\_\_ **Y. Black (sack/forced fumble at Wisconsin, 10/14/23)**  
Forced 2+ safeties \_\_\_\_\_ vs. South Dakota State, 9/3/22

## FIELD GOALS

**50 yards** \_\_\_\_\_ **53, Drew Stevens at Northwestern, 11/4/23**  
Made multiple from 50 yards \_\_\_\_\_ 51, 58, 51, Tim Douglas at Illinois, 9/26/98  
4 FG made \_\_\_\_\_ Drew Stevens vs. Michigan State, 9/30/23  
5 FG made \_\_\_\_\_ Kyle Schlicher at Minnesota, 11/13/04

## TOUCHDOWN RETURNS (Yardage)

Kickoff \_\_\_\_\_ 100 yards, Charlie Jones vs. Illinois, 11/20/21  
Game-opening kickoff \_\_\_\_\_ 100 yards, C.J. Jones vs. USC, 1/2/03  
**Punt** \_\_\_\_\_ **70 yards on PR, Cooper DeJean vs. Michigan State, 9/30/23**  
Punt (after block) \_\_\_\_\_ Paki O'Meara vs. Eastern Illinois, 9/4/10  
Two Punts \_\_\_\_\_ 83 yards, 63 yards, Kevonte Martin-Manley, vs. Western Michigan, 9/21/13  
**Interception** \_\_\_\_\_ **30 yards, Sebastian Castro at Iowa State, 9/9/23**  
2 Interceptions returned for TD (Ind.) \_\_\_\_\_ 30, 55 yards, Riley Moss vs. Indiana (9/4/21)  
2 interceptions returned for TD (team) \_\_\_\_\_  
\_\_\_\_\_ Xavier Nwankpa (52), Cooper DeJean (14) vs. Kentucky, 12/31/22  
Fumble \_\_\_\_\_ 11, Joe Evans at Ohio State, 10/22/22  
Blocked Field Goal \_\_\_\_\_ Logan Lee vs. Minnesota, 11/13/21  
Blocked PAT \_\_\_\_\_ 99 yards, D.J. Johnson at Penn State, 9/28/02

## TEAM

**Shut out opponent at Kinnick Stadium** \_\_\_\_\_ **22-0, vs. Rutgers, 11/11/23**  
Shut out opponent on the road \_\_\_\_\_ 21-0, vs. Kentucky, 12/31/22  
Shut out back-to-back opponents \_\_\_\_\_ 1953, Purdue (26-0) & Minnesota (27-0)  
Won in overtime \_\_\_\_\_ 44-41 (OT), at Iowa State, 9/9/17  
**Blocked a punt** \_\_\_\_\_ **Anterio Thompson at Northwestern, 11/4/23**  
Blocked two punts \_\_\_\_\_ Lukas Van Ness vs. Iowa State, 9/10/22  
Punt blocked and returned for TD \_\_\_\_\_ Henry Marchese (block), Kyler Fisher (TD), at Nebraska, 11/26/21  
**Blocked a field goal** \_\_\_\_\_ **Logan Lee at Iowa State, 9/9/23**  
Blocked a PAT \_\_\_\_\_ D.J. Johnson at Penn State, 9/28/02  
Did not punt \_\_\_\_\_ vs. Akron, 8/31/02  
**Recovered an onside kick** \_\_\_\_\_ **4th quarter vs. Utah State, 9/2/23**  
**Scored a safety:** \_\_\_\_\_ **4th Quarter at Wisconsin, 10/14/23**  
**Scored a 2-point conversion** \_\_\_\_\_ **All from McNamara vs. Western Michigan, 9/16/23**  
**Game-winning field goal** \_\_\_\_\_ **Drew Stevens, 53 yards (0:14), at Northwestern, 11/4/23**  
**Did not commit a penalty** \_\_\_\_\_ **vs. Rutgers, 11/11/23**  
Did not score an offensive TD and won \_\_\_\_\_ vs. South Dakota State, 9/3/22  
Scored 50 points \_\_\_\_\_ 51, at Maryland, 10/1/21  
Scored 60 points \_\_\_\_\_ 63, at Illinois, 10/17/18  
600 yards of total offense \_\_\_\_\_ 644, vs. Middle Tennessee State, 9/28/19  
Scored on first play of game \_\_\_\_\_ Amani Hooker (30-yd. INT return), vs. Ohio State, 11/4/17  
Scored 3 or more non-offensive TDs \_\_\_\_\_ (2 punts, 2 INTs), vs. Western Michigan, 9/21/13  
Rallied from 20+ points to win \_\_\_\_\_ Pittsburgh (down 21, won 31-27)

## AN OPPONENT HAD...

### RUSHING

30+ attempts \_\_\_\_\_ 39, Mohamed Ibrahim at Minnesota, 11/19/22  
 200 yards \_\_\_\_\_ 39-263, Mohamed Ibrahim at Minnesota, 11/19/22  
 Team 400+ yards \_\_\_\_\_ 433, at Indiana, 9/30/00  
 3 TDs \_\_\_\_\_ Devin Gardner at Michigan, 11/17/12  
 2 100-yard performances \_\_\_\_\_ 149, Carlos Hyde at Ohio State, 10/19/13  
 (same game) \_\_\_\_\_ 102, Braxton Miller at Ohio State, 10/19/13

### PASSING

40-49 attempts \_\_\_\_\_ 40, Hudson Card vs. Purdue, 10/7/23  
 50 attempts \_\_\_\_\_ 50, Aidan O'Connell at Purdue, 10/24/20  
 30-39 completions \_\_\_\_\_ 32, Cooper Legas vs. Utah State, 9/2/23  
 300 yards \_\_\_\_\_ 300, Evan Simon at Rutgers, 9/24/22  
 Team 400 yards \_\_\_\_\_ 458, at Purdue, 10/15/16  
 4 TDs \_\_\_\_\_ Drew Allar at Penn State, 9/23/23

### RECEIVING

10+ receptions \_\_\_\_\_ 12, Terrell Vaughn vs. Utah State, 9/2/23  
 200+ yards \_\_\_\_\_ 240, David Bell vs. Purdue, 10/16/21  
 175-199 yards \_\_\_\_\_ 197, David Bell vs. Purdue, 10/19/19  
 150-174 yards \_\_\_\_\_ 165, Trey Palmer vs. Nebraska, 11/25/22  
 2 TDs \_\_\_\_\_ Trey Palmer vs. Nebraska, 11/25/22  
 3 TDs \_\_\_\_\_ David Bell at Purdue, 10/24/20  
 2 100-yard performances \_\_\_\_\_ 106, K.J. Maye vs. Minnesota, 11/14/15  
 (same game) \_\_\_\_\_ 105, Brandon Lingen vs. Minnesota, 11/14/15  
 10 or more receivers catch a pass \_\_\_\_\_ 12, vs. Michigan, 12/4/21

### DEFENSIVE

3+ players with 10+ tackles \_\_\_\_\_ Jennings, Toure, Igbinosun (10), vs. Rutgers, 11/11/23  
 Had 6+ sacks \_\_\_\_\_ 6 vs. Wisconsin, 11/12/22  
 Intercepted 5+ passes \_\_\_\_\_ 5 vs. Indiana, 10/31/09  
 Forced 6+ turnovers \_\_\_\_\_ 6 (3 INT, 3 Fumbles) at Ohio State, 10/22/22  
 Held Iowa under 75 yards rushing \_\_\_\_\_ 28-11 yards vs. Minnesota, 10/21/23  
 Held Iowa under 100 yards passing \_\_\_\_\_ 65 at Northwestern, 11/4/23  
 Held Iowa under 200 yards total offense \_\_\_\_\_ 169 yards at Northwestern, 11/4/23  
 Safety scored \_\_\_\_\_ Shareef Miller (TFL) against Akrum Wadley vs. Penn State, 9/23/17

### FIELD GOALS

50+ yards \_\_\_\_\_ 52, Nathaniel Vakos at Wisconsin, 10/14/23  
 4 FG made \_\_\_\_\_ Dragan Kesich (4) vs. Minnesota, 10/21/23  
 3 FG made \_\_\_\_\_ Jonathon Kim (3) vs. Michigan State, 9/30/23

### TOUCHDOWN RETURNS

Kickoff \_\_\_\_\_ 100 yards, Will Likely vs. Maryland, 10/31/15  
 Punt \_\_\_\_\_ 63 yards, Christian McCaffrey vs. Stanford, 1/1/16  
 Punt (after block) \_\_\_\_\_ 6 yards, Tremaine McCollum vs. Florida, 1/2/06  
 Interception \_\_\_\_\_ Tommy Eichenberg (15 yards), at Ohio State, 10/22/22  
 Fumble \_\_\_\_\_ Cal Haladay (42 yards), vs. Michigan State, 9/30/23  
 Blocked PAT \_\_\_\_\_ Jason Simmons (85 yards), at Ohio State, 11/2/91

### TEAM

Shut out Iowa at Kinnick Stadium \_\_\_\_\_ 31-0 vs. Wisconsin, 10/24/98  
 Shut out Iowa on the road \_\_\_\_\_ 31-0 at Penn State, 9/23/23  
 Won in overtime \_\_\_\_\_ at Northwestern, 10/21/17  
 Blocked a punt \_\_\_\_\_ Ike Larsen vs. Utah State, 9/2/23  
 Punt blocked and returned for TD \_\_\_\_\_ Ryan Lewis (block), Pat Amara, Jr., (TD), vs. Pittsburgh, 9/19/15  
 Blocked a field goal \_\_\_\_\_ Khordae Sydnor vs. Purdue, 10/7/23  
 Blocked a PAT \_\_\_\_\_ vs. Wisconsin, 10/23/10  
 Did not punt \_\_\_\_\_ at Ohio State, 10/19/13  
 Recovered an onside kick \_\_\_\_\_ at Ohio State, 10/19/13  
 Scored a safety \_\_\_\_\_ Shareef Miller (TFL) vs. Penn State, 9/23/17  
 Scored a 2-point conversion \_\_\_\_\_ R. Faison from C. Legas vs. Utah State, 9/2/23  
 Game-winning field goal \_\_\_\_\_ Cole Netten, 42 yards (0:02), vs. Iowa State, 9/13/14  
 Did not commit a penalty \_\_\_\_\_ at Minnesota, 11/19/22  
 Did not score an offensive TD and won \_\_\_\_\_ vs. Minnesota, 10/21/23  
 Scored 50 points \_\_\_\_\_ 54 at Ohio State, 10/22/22  
 Scored 60 points \_\_\_\_\_ 61 at Penn State, 9/17/94  
 600 yards of total offense \_\_\_\_\_ 604 at Wisconsin, 11/13/99  
 Scored on first play of game \_\_\_\_\_ Christian McCaffery (75 rush) vs. Stanford, 1/1/16

## 2023 IOWA FOOTBALL / STARTERS

OFFENSE	LT	LG	C	RG	RT	QB	RB	TE	WR	WR	TE/WR/RB
Utah State	Richman	DeJong	Jones	Colby	Dunker	McNamara	Johnson	Lachey	Vines	Anderson	All
at Iowa State	Richman	DeJong	Jones	Colby	Dunker	McNamara	Williams	Lachey	Brown	Anderson	All
Western Michigan	Richman	DeJong	Jones	Colby	Dunker	McNamara	Patterson	Lachey	Vines	Anderson	All
at Penn State	Richman	DeJong	Jones	Colby	Dunker	McNamara	Williams	All	Vines	Anderson	Stillianos
Michigan State	Richman	Feth	Jones	DeJong	Dunker	McNamara	Williams	All	Vines	Anderson	Stilianos
Purdue	Richman	Feth	Jones	Colby	Dunker	Hill	Johnson	All	Vines	Anderson	Stilianos
at Wisconsin	Richman	Feth	Jones	Colby	Dunker	Hill	Johnson	All	Vines	Anderson	Stilianos
Minnesota	Richman	Feth	Jones	Colby	Dunker	Hill	Williams	Stilianos	Vines	Anderson	Large
at Northwestern	Richman	Feth	Jones	Colby	Dunker	Hill	Williams	Stilianos	Vines	Ragaini	Ostrenga
Rutgers	Richman	DeJong	Jones	Colby	Dunker	Hill	Williams	Pascuzzi	Brown	Ragaini	Ostrenga
Illinois											
at Nebraska											
<b>CONS. STARTS</b>	<b>26</b>	<b>1</b>	<b>23</b>	<b>5</b>	<b>11</b>	<b>5</b>	<b>3</b>	<b>1</b>	<b>1</b>	<b>2</b>	<b>2</b>
<b>CAREER STARTS</b>	<b>35</b>	<b>22</b>	<b>23</b>	<b>32</b>	<b>11</b>	<b>5</b>	<b>11</b>	<b>1</b>	<b>2</b>	<b>20</b>	<b>2</b>

DEFENSE	DE	DT	DT	DE	WLB	MLB	LEO/CASH	CB	CB	SS	FS
Utah State	Evans	Lee	Black	Craig	Jackson	Higgins	Castro	DeJean	Lee	Nwankpa	Schulte
at Iowa State	Evans	Lee	Black	Craig	Jackson	Higgins	Castro	DeJean	Lee	Nwankpa	Schulte
Western Michigan	Evans	Lee	Black	Craig	Jackson	Higgins	Castro	DeJean	Harris	Nwankpa	Schulte
at Penn State	Evans	Lee	Black	Craig	Jackson	Higgins	Fisher	DeJean	Harris	Nwankpa	Schulte
Michigan State	Evans	Lee	Black	Craig	Jackson	Higgins	Castro	DeJean	Harris	Nwankpa	Schulte
Purdue	Evans	Lee	Black	Craig	Jackson	Higgins	Castro	DeJean	Harris	Nwankpa	Schulte
at Wisconsin	Evans	Lee	Black	Craig	Jackson	Higgins	Castro	DeJean	Harris	Nwankpa	Schulte
Minnesota	Evans	Lee	Black	Craig	Jackson	Higgins	Castro	DeJean	Harris	Nwankpa	Schulte
at Northwestern	Evans	Lee	Black	Craig	Jackson	Higgins	Castro	DeJean	Harris	Nwankpa	Schulte
Rutgers	Evans	Lee	Black	Craig	Jackson	Higgins	Castro	DeJean	Harris	Nwankpa	Schulte
Illinois											
at Nebraska											
<b>CONS. STARTS</b>	<b>23</b>	<b>37</b>	<b>10</b>	<b>10</b>	<b>10</b>	<b>10</b>	<b>6</b>	<b>23</b>	<b>8</b>	<b>11</b>	<b>23</b>
<b>CAREER STARTS</b>	<b>23</b>	<b>37</b>	<b>10</b>	<b>10</b>	<b>56</b>	<b>11</b>	<b>17</b>	<b>23</b>	<b>14</b>	<b>11</b>	<b>23</b>

## STARTS BY POSITION

### QUARTERBACKS

Name	Career	'23	'22	'21	'20	'19
Deacon Hill	5	5	-	-	-	-
Joe Labas	1	-	1	-	-	-
Cade McNamara	21	5	1	14	1	-

### RUNNING BACKS

Name	Career	'23	'22	'21	'20	'19
Kaleb Johnson	9	3	6	-	-	-
Jaziun Patterson	1	1	-	-	-	-
Leshon Williams	11	6	5	-	-	-

### FULLBACKS

Name	Career	'23	'22	'21	'20	'19
Eli Miller	1	-	1	-	-	-
Hayden Large	1	1	-	-	-	-

### RECEIVERS

Name	Career	'23	'22	'21	'20	'19
Seth Anderson	17	8	9	0	-	-
Kaleb Brown	2	2	-	-	-	-
Nico Ragaini	20	2	7	7	2	2
Diante Vines	13	8	5	-	-	-
Alec Wick	2	-	2	-	-	-

### TIGHT ENDS

Name	Career	'23	'22	'21	'20	'19	'18
Erick All	18	6	2	8	2	-	-
Luke Lachey	13	3	10	-	-	-	-
Steven Stilianos	28	6	-	4	3	9	6
Addison Ostrenga	2	2	-	-	-	-	-
Johhny Pascuzzi	1	1	-	-	-	-	-

### OFFENSIVE LINE

Name	Career	'23	'22	'21	'20	'19
Connor Colby	32	8	13	11	-	-
Nick DeJong	22	5	8	11	-	-
Gennings Dunker	11	11	-	-	-	-
Tyler Elsbury	2	-	2	-	-	-
Rusty Feth	39	5	12	13	3	6
Logan Jones	23	10	13	-	-	-
Mason Richman	35	10	13	12	-	-
Beau Stephens	10	-	10	-	-	-

### DEFENSIVE END

Name	Career	'23	'22	'21	'20	'19
Joe Evans	23	10	13	-	-	-
Deontae Craig	10	10	-	-	-	-

### DEFENSIVE LINE

Name	Career	'23	'22	'21	'20	'19
Yahya Black	10	10	-	-	-	-
Logan Lee	37	10	13	14	-	-
Noah Shannon	28	-	13	14	1	-

### LINEBACKERS

Name	Career	'23	'22	'21	'20	'19
Sebastian Castro	17	9	8	-	-	-
Cooper DeJean	3	-	3	-	-	-
Kyler Fisher	1	1	-	-	-	-
Jay Higgins	11	10	1	-	-	-
Nick Jackson	56	10	9	12	10	2

### DEFENSIVE BACKS

Name	Career	'23	'22	'21	'20	'19
Cooper DeJean	20	10	10	-	-	-
JerMari Harris	14	8	-	6	0	0
Deshaun Lee	2	2	-	-	-	-
Xavier Nwankpa	11	10	1	-	-	-
Quinn Schulte	23	10	13	-	-	-

## 2023 IOWA FOOTBALL | IOWA SCORING DRIVES

Opponent	Plays	Yards	T.O.P.	Result	Qtr.	Play
Utah State (4)	2	39	0:33	TD	1	McNamara to Anderson, 36 yards
	11	75	4:31	TD	1	McNamara to All, 3 yards
	11	47	3:47	FG	2	Stevens, 20-yarder
	10	68	4:43	TD	4	K. Johnson 3-yard run
Iowa Avg. Drive	8.5	57.3	3:40			
at Iowa State (3)	7	70	2:44	FG	1	Stevens, 28-yarder
	8	80	4:40	TD	2	Patterson 4-yard run
	11	69	5:48	FG	3	Stevens, 34-yarder
Iowa Avg. Drive	8.7	73.0	4:24			
Western Michigan (6)	5	66	2:35	TD	1	McNamara to Vines, 3 yards
	1	25	0:08	TD	2	McNamara to L. Williams, 25 yards
	6	53	3:21	TD	3	Moulton, 3-yard run
	3	17	1:28	TD	3	Moulton, 1-yard run
	9	56	4:12	FG	4	Stevens, 31-yarder
	6	33	2:42	TD	4	White, 2-yard run
Iowa Avg. Drive	5.0	41.7	2:42			
at Penn State (0)	-	-	-	-	-	
Michigan State (5)	8	53	3:35	FG	1	Stevens, 40-yarder
	5	80	2:16	TD	2	Hill to All, 13 yards
	4	-5	2:02	FG	3	Stevens, 53-yarder
	7	20	2:28	FG	4	Stevens, 36-yarder
	6	14	2:30	FG	4	Stevens, 34-yarder
Iowa Avg. Drive	6.0	32.4	2:34			
Purdue (4)	2	80	0:43	TD	1	Johnson, 67-yard run
	4	-4	1:56	FG	2	Stevens, 27-yarder
	9	75	3:45	FG	3	Stevens, 23-yarder
	6	46	2:22	TD	4	Hill to All, 22 yards
Iowa Avg. Drive	5.3	49.3	2:11			

### DRIVE ANALYSIS

Distance Length	Iowa		Opponent	
	TD	FG	TD	FG
(minus)	0	2	0	0
0-9	1	0	0	1
10-19	1	2	0	0
20-29	2	2	1	0
30-39	2	2	0	2
40-49	2	2	0	2
50-59	2	3	0	2
60-69	2	1	0	7
70-79	1	3	2	0
80-89	3	0	1	0
90-99	1	0	1	0

### GAME OPENING DRIVES

Game	Iowa			Opponent		
	Pts	Plys	Yds	Pts	Plys	Yds
Utah St.	7	2	39	0	3	3
Iowa St.	3	7	70	0	15	57
W. Mich.	0	4	17	0	3	-11
Penn St.	0	6	24	0	3	1
Mich. St.	3	8	53	0	4	17
Purdue	0	3	-1	0	6	6
Wisconsin	0	8	32	0	11	81
Minnesota	3	11	70	0	3	-1
N'western	0	10	37	0	3	-6
Rutgers	0	10	45	0	6	28
Illinois						
Nebraska						

### 2ND HALF OPENING DRIVES

Game	Iowa			Opponent		
	Pts	Plys	Yds	Pts	Plys	Yds
Utah St.	0	5	12	3	7	47
Iowa St.	0	3	1	0	6	18
W. Mich.	0	5	4	0	3	-1
Penn St.	0	3	-3	7	15	75
Mich. St.	0	1	3	0	5	26
Purdue	3	9	75	0	6	18
Wisconsin	0	3	3	3	13	60
Minnesota	0	3	0	3	13	64
N'western	7	7	25	0	3	-7
Rutgers	0	5	13	0	7	25
Illinois						
Nebraska						

### 3RD DOWN AND ...

IOWA														OPPONENTS													
Yards	USU	ISU	WMU	PSU	MSU	PUR	WIS	MINN	NU	RUT	ILL	NEB	Total	Yards	USU	ISU	WMU	PSU	MSU	PUR	WIS	MINN	NU	RUT	ILL	NEB	Total
1-3	1-3	5-7	3-6	0-2	1-1	1-2	1-3	1-3	4-4	5-8			22-39	1-3	3-4	2-5	3-4	5-6	1-1	5-6	1-4	1-4	3-4	0-2		24-40	
4-6	2-7	0-0	1-1	0-0	1-6	0-4	2-5	1-3	0-1	2-4			9-31	4-6	1-4	3-5	0-2	0-3	2-6	3-5	1-4	1-7	3-6	2-4		16-46	
7-9	0-1	0-4	0-2	1-5	0-3	1-3	1-5	0-3	0-6	0-1			3-33	7-9	1-4	2-4	2-5	3-5	0-2	1-3	0-4	0-4	0-2	0-2		8-35	
10-14	2-4	0-2	0-2	0-2	0-3	1-3	0-4	2-4	0-0	2-5			7-29	10-14	0-4	0-3	0-1	1-5	0-4	0-3	0-5	1-2	0-3	0-1		2-31	
15+	1-2	0-1	0-1	0-0	0-0	0-1	0-0	0-2	0-1	0-0			1-8	15+	0-1	0-1	0-4	0-1	0-2	0-2	0-0	1-1	0-2	0-2		1-16	
TOTALS	6-17	5-14	4-12	1-9	2-13	3-13	4-17	4-15	4-12	9-18			42-140	TOTALS	5-17	7-18	5-16	9-20	3-15	9-19	2-17	4-18	6-17	2-11		52-168	



## 2023 IOWA FOOTBALL | IOWA SCORING DRIVES

at Wisconsin (3)	3	90	1:20	TD	2	Williams, 82-yard run
	6	28	2:44	FG	4	Stevens, 48-yarder
	5	17	1:06	FG	4	Stevens, 40-yarder

Iowa Avg. Drive      4.7      45.0      1:43

Minnesota (2)	11	70	4:25	FG	1	Stevens, 23-yarder
	6	46	3:43	TD	2	Hill, 1-yard run

Iowa Avg. Drive      8.5      58.0      4:04

at Northwestern (2)	7	25	3:59	TD	3	Hill to Ostrenga, 2 yards
	7	37	1:32	FG	4	Stevens, 53-yarder

Iowa Avg. Drive      7.0      31      2:45

Rutgers (5)	10	35	6:06	FG	2	Stevens, 32-yarder
	5	54	2:04	FG	3	Stevens, 43-yarder
	9	54	4:39	TD	4	Patterson, 4-yard run
	12	44	6:30	FG	4	Stevens, 24-yarder
	3	9	0:49	TD	4	Hill to Brown, 10 yards

Iowa Avg. Drive      7.8      39.2      4:01

**Season Avg. (34)**      **6.6**      **46.1**      **2:59**

### LONGEST DRIVES

**Plays:** 12 plays, 2X, last (44 yards, 6:30) vs. Rutgers, 11/11/23

**Yards:** 90 yards (3 plays, 1:20) at Wisconsin, 10/14/23

**Time of Possession:** 6:30 (12 plays, 44 yards) vs. Rutgers, 11/11/23

## 2023 IOWA FOOTBALL | 20-YARD+ PLAYS

### RUSHING

82 (TD)	Leshon Williams	at Wisconsin
67 (TD)	Kaleb Johnson	Purdue
59	Jaziun Patterson	at Iowa State
53	Leshon Williams	Western Michigan
33	Kaleb Johnson	Purdue
30	Seth Anderson	Western Michigan
28	Leshon Williams	Western Michigan
27	Kaleb Johnson	Rutgers
24	Leshon Williams	Rutgers
21	Kaleb Johnson	Utah State

### INT RETURN

41	Cooper DeJean	Purdue
39	Quinn Schulte	Rutgers
30 (TD)	Sebastian Castro	at Iowa State

### FUMBLE RETURN

### OTHER

### BY LENGTH

Yards	No.	TD
20-29	24	2
30-39	12	2
40-49	1	0
50-59	4	0
60-69	1	1
70-79	1	1
80-89	1	1
90+	0	0
<b>TOTAL</b>	<b>44</b>	<b>7</b>

### BY PLAY TYPE

Type	No.	TD
Rushing	10	2
Passing	18	3
Punt Returns	4	1
Kick Returns	9	0
Int. Returns	3	1
Fumble Returns	0	0
Other	0	0
<b>TOTAL</b>	<b>44</b>	<b>7</b>

### PASSING

54	Hill to Ortwerth	Rutgers
36 (TD)	McNamara to Anderson	Utah State
36	Hill to Vines	Minnesota
35	McNamara to Lachey	Iowa State
34	McNamara to All	Western Michigan
33	Hill to All	Purdue
32	Hill to All	Michigan State
31	McNamara to Lachey	Utah State
29	McNamara to Ragaini	Utah State
27	Hill to All	Purdue
25 (TD)	McNamara to Williams	Western Michigan
23	Hill to Brown	at Northwestern
23	McNamara to Vines	Michigan State
23	McNamara to All	at Iowa State
22 (TD)	Hill to All	Purdue
21	Hill to Anderson	Rutgers
21	Hill to Stilianos	Western Michigan
20	McNamara to All	at Penn State

### PUNT RETURN

70 (TD)	Cooper DeJean	Michigan State
28	Cooper DeJean	Western Michigan
28	Cooper DeJean	Western Michigan
25	Cooper DeJean	Purdue

### KICKOFF RETURN

54	Kaleb Johnson	Utah State
35	Kaden Wetjen	Western Michigan
29	Kaden Wetjen	at Wisconsin
29	Kaden Wetjen	at Wisconsin
25	Kaden Wetjen	Minnesota
24	Kaden Wetjen	at Northwestern
23	Kaleb Johnson	at Iowa State
23	Kaden Wetjen	Western Michigan
20	Max White	Michigan State

## LONGEST PLAYS OF 2023

### RUSHING

82 (TD), Leshon Williams at Wisconsin, 10/14/23

### RUSHING TOUCHDOWN

82, Leshon Williams at Wisconsin, 10/14/23

### RECEIVING

54, Zach Ortwerth vs. Rutgers, 11/11/23

### RECEIVING TOUCHDOWN

36, Seth Anderson vs. Utah State, 9/2/23

### PUNT RETURN

70 (TD), Cooper DeJean vs. Michigan State, 9/30/23

### KICK RETURN

54, Kaleb Johnson vs. Utah State, 9/2/23

### INTERCEPTION RETURN

41, Cooper DeJean vs. Purdue, 10/7/23

### FUMBLE RETURN

--

### PUNT

62, at Penn State, 9/23/23

### FIELD GOAL

53, Drew Stevens, 2X, last at Northwestern 11/4/23

## GAME-BY-GAME LONGEST PLAYS

### IOWA

Yds	Opponent	Player(s)
54	Utah State	Kaleb Johnson, kickoff return
59	Iowa State	Jaziun Patterson, run
53	Western Michigan	Leshon Williams, run
20	Penn State	Erick All, reception
70	Michigan State	Cooper DeJean, punt return (TD)
67	Purdue	Kaleb Johnson, run (TD)
82	Wisconsin	Leshon Williams, run (TD)
36	Minnesota	Diante Vines, reception
24	Northwestern	Kaden Wetjen, kickoff return
54	Rutgers	Zach Ortwerth, reception
	Illinois	
	Nebraska	

### OPPONENT

Yds	Opponent	Player(s)
39	Utah State	Terrell Vaughn, reception
16	Iowa State	Jayden Higgins, reception
64	Western Michigan	Anthony Sambucci, reception (TD)
19	Penn State	Nicholas Singleton, run
20	Michigan State	Tre Mosley, reception
43	Purdue	TJ Sheffield, reception (TD)
42	Wisconsin	Bryson Green, reception
39	Minnesota	Daniel Jackson, reception
18	Northwestern	Bryce Kirtz, reception
29	Rutgers	Ian Strong, reception
	Illinois	
	Nebraska	

# 2023 IOWA FOOTBALL | MISCELLANEOUS STATISTICS

## IOWA BIG PLAYS

OPPONENT	Rushing			Passing				Special Teams		
	20-29	30-39	40+	20-29	30-39	40-49	50+	FG BLK	XPT BLK	PUNT BLK
Utah State	1	0	0	2	2	0	0	0	0	0
at Iowa State	0	0	1	1	1	0	0	1	0	0
Western Michigan	1	1	1	2	1	0	0	0	0	1
at Penn State	0	0	0	1	0	0	0	0	0	0
Michigan State	0	0	0	1	1	0	0	0	0	0
Purdue	0	1	1	2	1	0	0	0	0	0
at Wisconsin	0	0	1	0	0	0	0	0	0	0
Minnesota	0	0	0	0	1	0	0	0	0	0
at Northwestern	0	0	0	1	0	0	0	0	0	1
Rutgers	2	0	0	1	0	0	1	0	0	0
Illinois										
at Nebraska										
<b>TOTALS</b>	<b>4</b>	<b>2</b>	<b>6</b>	<b>11</b>	<b>8</b>	<b>0</b>	<b>1</b>	<b>1</b>	<b>0</b>	<b>2</b>

## OPPONENT BIG PLAYS

OPPONENT	Rushing			Passing				Special Teams		
	20-29	30-39	40+	20-29	30-39	40-49	50+	FG BLK	XPT BLK	PUNT BLK
Utah State	0	0	0	1	1	0	0	0	0	1
at Iowa State	0	0	0	0	0	0	0	0	0	0
Western Michigan	1	0	0	0	0	1	1	0	0	0
at Penn State	0	0	0	0	0	0	0	0	0	0
Michigan State	1	0	0	0	0	0	0	0	0	0
Purdue	0	0	0	2	0	1	0	1	0	0
at Wisconsin	0	0	0	0	0	1	0	0	0	0
Minnesota	0	0	0	1	1	0	0	0	0	0
at Northwestern	0	0	0	0	0	0	0	0	0	0
Rutgers	0	0	0	1	0	0	0	0	0	0
Illinois										
at Nebraska										
<b>TOTALS</b>	<b>2</b>	<b>0</b>	<b>0</b>	<b>5</b>	<b>2</b>	<b>3</b>	<b>1</b>	<b>1</b>	<b>0</b>	<b>1</b>

## TURNOVERS FORCED

OPPONENT	Iowa					Opponent				
	FUM	INT	TOT	PTS OFF	MARGIN	FUM	INT	TOT	PTS OFF	
Utah State	0	1	1	3	+1	0	0	0	0	
at Iowa State	0	1	1	7	0	0	1	1	0	
Western Michigan	1	0	1	7	-1	0	2	2	0	
at Penn State	0	0	0	0	-4	4	0	4	10	
Michigan State	1	3	4	10	2	1	1	2	7	
Purdue	0	2	2	3	1	0	1	1	0	
at Wisconsin	1	1	2	3	2	0	0	0	0	
Minnesota	0	0	0	0	-3	2	1	3	3	
at Northwestern	0	0	0	0	-1	0	1	1	0	
Rutgers	0	1	1	7	0	0	1	1	0	
Illinois										
at Nebraska										
<b>TOTALS</b>	<b>3</b>	<b>9</b>	<b>12</b>	<b>40</b>	<b>-3</b>	<b>7</b>	<b>8</b>	<b>15</b>	<b>20</b>	

# 2023 IOWA FOOTBALL | INDIVIDUAL STATISTICS - OFFENSE

## #0 DIANTE VINES

### LAST TIME OUT

DNP (injury)  
vs. Rutgers

#### CAREER HIGHS

Catches: 3, 3X, last vs. Minnesota (10/21/23)  
Rec. Yards: 62 vs. Minnesota (10/21/23)  
Rec. Long: 36 vs. Minnesota (10/21/23)

Rush Att: 1, 2x, last at Northwestern (11/4/23)  
Rush Yds: 4 at Northwestern (11/4/23)  
Rush Long: 4 at Northwestern (11/4/23)

Receiving	No	Yds	Avg	TD	Lng
2021	0	0	---	0	---
2022	10	94	9.4	0	15
2023	12	134	11.2	1	36
Career	22	228	10.4	1	36

Rushing	No	Yds	Avg	TD	Lng
2021	0	0	---	0	---
2022	1	2	2.0	0	2
2023	1	4	4.0	0	4
Career	2	6	3.0	0	4

## #2 KALEB JOHNSON

### LAST TIME OUT

10 att, 54 yards  
vs. Rutgers

#### CAREER HIGHS

Rush Att: 22, 2X, last vs. Wisconsin (11/12/22)  
Rush Yards: 200 at Purdue (11/5/22)  
Rush Long: 75 at Purdue (11/5/22)  
Rush TD: 2 vs. Nevada (9/17/22)

Catches: 2 at Purdue (11/5/22)  
Rec. Yards: 17 at Purdue (11/5/22)  
Rec. Long: 14 at Purdue (11/5/22)

KO Returns: 5 at Ohio State (10/22/22)  
KO Yards: 118 at Ohio State (10/22/22)  
KO Long: 54 vs. Utah State (9/2/23)

Rushing	No	Yds	Avg	TD	Lng
2022	151	779	5.2	6	75
2023	84	332	4.0	2	67
Career	235	1,111	4.7	8	75

Receiving	No	Yds	Avg	TD	Lng
2022	4	27	6.8	0	14
2023	2	17	8.5	0	13
Career	6	44	7.3	0	14

Kick Returns	No	Yds	Avg	TD	Lng
2022	13	325	25.0	0	42
2023	2	77	38.5	0	54
Career	15	402	26.8	0	54

## #3 KALEB BROWN

### LAST TIME OUT

3 rec, 27 yards, 1 TD; 2 car, 20 yards  
vs. Rutgers

#### CAREER HIGHS

Catches: 3 vs. Rutgers (11/11/23) Rec. TD: 1 vs Rutgers (11/11/23) Rush Att: 2, 2X, last vs Rutgers (11/11/23)  
Rec. Yards: 27 vs. Rutgers (11/11/23) Rush Yards: 20 vs. Rutgers (11/11/23)  
Rec. Long: 23 at NW (11/4/23) Rush Long: 13 vs. Rutgers (11/11/23)

Receiving	No	Yds	Avg	TD	Lng
2022	1	5	5.0	0	5
2023	4	50	12.5	1	23
Career	5	55	11.0	1	23

Rushing	No	Yds	Avg	TD	Lng
2022	1	2	2.0	0	2
2023	4	28	7.0	0	13
Career	5	30	6.0	0	13

## #4 LESHON WILLIAMS

### LAST TIME OUT

13 att, 63 yards; 2 rec, 24 yards  
at Northwestern

#### CAREER HIGHS

Rush Att: 25 at Wisconsin (10/14/23)  
Rush Yards: 174 at Wisconsin (10/14/23)  
Rush Long: 82 at Wisconsin (10/14/23)  
TD: 1, 3X, last at Wisconsin (10/14/23)

Catches: 3 vs. Northwestern (10/29/22)  
Rec. Yards: 25 vs. Western Michigan (9/16/23)  
Rec. Long: 25 vs. Western Michigan (9/16/23)  
Rec. TD: 1 vs. Western Michigan (9/16/23)

Rushing	No	Yds	Avg	TD	Lng
2021	21	69	3.3	0	12
2022	116	412	3.6	2	21
2023	123	614	5.0	1	82
Career	261	1,096	4.2	3	82

Receiving	No	Yds	Avg	TD	Lng
2021	0	0	---	0	---
2022	11	78	7.1	0	15
2023	11	68	6.2	1	25
Career	22	146	6.6	1	25

## #5 JOE LABAS

### LAST TIME OUT

DNP  
vs. Rutgers

#### CAREER HIGHS

Pass Att: 24 vs. Kentucky (12/31/22)  
Pass Comp: 14 vs. Kentucky (12/31/22)  
Pass Yards: 139 vs. Kentucky (12/31/22)  
Pass Long: 27 vs. Kentucky (12/31/22)  
Pass TD: 1 vs. Kentucky (12/31/22)

Rush Att: 4 vs. Kentucky (12/31/22)  
Rush Yards: 11 vs. Kentucky (12/31/22)  
Rush Long: 10 vs. Kentucky (12/31/22)

Passing	Comp	Att	Pct	Yds	TD	Int	Lng
2022	14	24	.583	139	1	0	27

Rushing	No	Yds	Avg	TD	Lng
2022	4	11	2.8	0	10

## #6 SETH ANDERSON

### LAST TIME OUT

1 rec, 21 yards  
vs. Rutgers

#### CAREER HIGHS

Catches: 8 vs. Western Carolina (9/3/22)  
Rec. Yards: 131 vs. Western Carolina (9/3/22)  
Rec. Long: 48 vs. Western Carolina (9/3/22)  
TD: 2 vs. Western Carolina (9/3/22)

Rush Att: 1, 3X, last at Wisconsin (10/14/23)  
Rush Yards: 30 vs. Western Michigan (9/16/23)

Receiving	No	Yds	Avg	TD	Lng
2021	1	0	0.0	0	0
2022	42	612	14.6	7	48
2023	8	115	14.4	1	36
Career	51	727	14.3	8	48

Rushing	No	Yds	Avg	TD	Lng
2021	0	0	---	0	---
2022	0	0	---	0	---
2023	3	50	16.7	0	30
Career	3	50	16.7	0	30

## #8 T.J. WASHINGTON JR.

### LAST TIME OUT

DNP (injury)  
vs. Rutgers

#### CAREER HIGHS

Rush Att: 6 vs. Western Michigan (9/16/23)  
Rush Yards: 31 vs. Western Michigan (9/16/23)  
Rush Long: 9 vs. Western Michigan (9/16/23)

Rushing	No	Yds	Avg	TD	Lng
2023	7	34	4.9	0	9

Receiving	No	Yds	Avg	TD	Lng
2023	0	0	---	0	---

## #9 JAZIUN PATTERSON

### LAST TIME OUT

14 att, 53 yards, 1 TD; 1 rec, 2 yards  
vs. Rutgers

#### CAREER HIGHS

Rush Att: 10 at Iowa State (9/9/23)  
Rush Yards: 86 at Iowa State (9/9/23)  
Rush Long: 59 at Iowa State (9/9/23)

Rush TD: 1, 2X, last vs. Rutgers (11/11/23)  
Catches: 1, 2X, last vs. Rutgers (11/11/23)  
Rec. Yards: 2 vs. Rutgers (11/11/23)

Rushing	No	Yds	Avg	TD	Lng
2022	14	47	3.4	0	17
2023	46	180	3.9	2	59
Career	60	227	3.8	2	59

Receiving	No	Yds	Avg	TD	Lng
2022	1	1	1.0	0	1
2023	3	21	7.0	0	0
Career	4	22	5.5	0	1

## #10 DEACON HILL

### LAST TIME OUT

20-of-31, 223 yards, 1 TD; 4 att, -4 yards  
vs. Rutgers

#### CAREER HIGHS

Pass Att: 31 vs. Rutgers (11/11/23)  
Pass Comp: 20 vs. Rutgers (11/11/23)  
Pass Yards: 223 vs. Rutgers (11/11/23)  
Pass Long: 54 vs. Rutgers (11/11/23)  
Pass TD: 1, 4X, last vs. Rutgers (11/11/23)

Rush Att: 8 vs. Minnesota (10/21/23)  
Rush TD: 1 vs. Minnesota (10/21/23)  
Rush Yards:  
Rush Long: 7 vs. Minnesota (10/21/23)

Passing	Comp	Att	Pct	Yds	TD	Int	Lng
2022	0	0	.000	0	0	0	0
2023	67	144	.465	715	4	5	54
Career	67	144	.465	715	4	5	54

Rushing	No	Yds	Avg	TD	Lng
2022	1	(-10)	(-10.0)	0	0
2023	27	(-86)	(-3.2)	1	7
Career	28	(-96)	(-3.4)	1	7



## 2023 IOWA FOOTBALL | INDIVIDUAL STATISTICS - OFFENSE

### #21 KADEN WETJEN

#### LAST TIME OUT

1 att, -2 yards  
vs. Rutgers

#### CAREER HIGHS

**KO Returns:** 3 vs. Western Michigan (9/16/23)  
**Ret. Yards:** 88 vs. Western Michigan (9/16/23)  
**Ret. Long:** 35 vs. Western Michigan (9/16/23)

**Rush Att:** 3 vs. Utah State (9/2/23)

**Rush Yards:** 22 vs. Utah State (9/2/23)

**Long:** 14 vs. Utah State (9/2/23)

Rushing	No	Yds	Avg	TD	Lng
2023	4	20	5.0	0	14

KO Returns	No	Yds	Avg	TD	Lng
2023	8	210	26.3	0	35

### #22 MAX WHITE

#### LAST TIME OUT

No Statistics  
vs. Rutgers

#### CAREER HIGHS

**Rush Att:** 3 vs. Western Michigan (9/16/23)  
**Rush Yards:** 3 vs. Western Michigan (9/16/23)  
**Rush Long:** 3 vs. Western Michigan (9/16/23)

**Rush TD:** 1 vs. Western Michigan (9/16/23)

**KO Returns:** 1, 2x, last at Northwestern (11/4/23)

**Ret. Yards:** 20 vs. Michigan State (9/30/23)

**Ret. Long:** 20 vs. Michigan State (9/30/23)

Rushing	No	Yds	Avg	TD	Lng
2023	3	3	1.0	1	3

KO Returns	No	Yds	Avg	TD	Lng
2023	2	29	14.5	0	20

### #28 KAMARI MOULTON

#### LAST TIME OUT

DNP  
vs. Rutgers

#### CAREER HIGHS

**Rush Att:** 9 vs. Michigan State (9/30/23)  
**Rush Yards:** 50 vs. Western Michigan (9/16/23)

**Rush Long:** 18 vs. Western Michigan (9/16/23)

**Rush TD:** 2 vs. Western Michigan (9/16/23)

Rushing	No	Yds	Avg	TD	Lng
2023	23	93	4.0	2	18

### #48 ZACH ORTWERTH

#### LAST TIME OUT

1 rec, 54 yards  
vs. Rutgers

#### CAREER HIGHS

**Catches:** 1 vs. Rutgers (11/11/23)  
**Rec Yards:** 54 vs. Rutgers (11/11/23)  
**Rec Long:** 54 vs. Rutgers (11/11/23)

Receiving	No	Yds	Avg	TD	Lng
2023	1	54	54.0	0	54

### #82 JOHNNY PASCUZZI

#### LAST TIME OUT

No Statistics  
vs. Rutgers

#### CAREER HIGHS

**Catches:** 1 at Wisconsin (10/14/23)  
**Rec. Yards:** 1 at Wisconsin (10/14/23)  
**Rec. Long:** 1 at Wisconsin (10/14/23)

Receiving	No	Yds	Avg	TD	Lng
2022	0	0	---	0	0
2023	1	1	1.0	0	1
Career	1	1	1.0	0	1

### #83 ERICK ALL

#### LAST TIME OUT

DNP (Injury)  
vs. Rutgers

#### CAREER HIGHS

**Catches:** 10 at Michigan State (10/30/21)  
**Rec. Yards:** 98 at Michigan State (10/30/21)  
**Rec. Long:** 47 at Penn State (11/13/21)  
**Rec. TD:** 1, 5X, last vs. Purdue (10/7/23)

Receiving	No	Yds	Avg	TD	Lng
2019	1	10	10.0	0	10
2020	12	82	6.8	0	8
2021	38	437	11.5	2	47
2022	3	36	12.0	0	22
2023	21	299	14.2	3	34
Career	75	864	11.5	5	47

### #85 LUKE LACHEY

#### LAST TIME OUT

DNP (Injury)  
vs. Rutgers

#### CAREER HIGHS

**Catches:** 7, 2X, last vs Utah State (9/2/23)  
**Rec. Yards:** 89 vs Nebraska (11/25/22)  
**Rec. Long:** 35 at Iowa State (9/9/23)  
**Rec. TD:** 1, 4X, last vs. Kentucky (12/31/22)

Receiving	No	Yds	Avg	TD	Lng
2020	0	0	---	0	0
2021	8	133	16.6	0	27
2022	28	398	14.2	4	34
2023	10	131	13.1	0	35
Career	46	662	14.4	4	35

### #86 STEVEN STILIANOS

#### LAST TIME OUT

DNP (injury)  
vs. Rutgers

#### CAREER HIGHS

**Catches:** 6 at William & Mary (8/31/19) **TD:** 2 vs. Lehigh (4/10/21)  
**Rec. Yards:** 64 vs. Lehigh (4/10/21)  
**Rec. Long:** 37 vs. Fordham (11/2/19)

Receiving	No	Yds	Avg	TD	Lng
2018	14	102	7.3	1	19
2019	21	177	8.4	0	37
2021 (Spring)	9	125	13.9	4	34
2021 (Fall)	21	130	6.2	0	17
2022	0	0	---	0	---
2023	5	54	10.8	0	21
Career	70	588	8.4	5	37

### #87 ADDISON OSTRENGA

#### LAST TIME OUT

8 rec, 47 yards  
vs. Rutgers

#### CAREER HIGHS

**Rec TD:** 1 at Northwestern (11/4/23)

**Catches:** 8 vs. Rutgers (11/11/23)  
**Rec. Yards:** 47 vs. Rutgers (11/11/23)  
**Rec. Long:** 13 vs. Rutgers (11/11/23)

Receiving	No	Yds	Avg	TD	Lng
2022	1	6	6.0	0	6
2023	14	92	6.6	1	13
Career	15	98	6.5	1	13

### #88 HAYDEN LARGE

#### LAST TIME OUT

No Statistics  
vs. Rutgers

#### CAREER HIGHS

**Catches:** 1, 2X, last at Northwestern (11/4/23)  
**Rec. Yards:** 15 at Northwestern (11/4/23)  
**Rec. Long:** 15 at Northwestern (11/4/23)

Receiving	No	Yds	Avg	TD	Lng
2023	2	17	8.5	0	15

### #89 NICO RAGAINI

#### LAST TIME OUT

4 rec, 48 yards; 1 att, -4 yards  
vs. Rutgers

#### CAREER HIGHS

**Catches:** 7, 3X, last vs Neb (11/25/22) **Rush Att:** 1, 6X, last vs. Rutgers (11/11/23) **Punt Returns:** 4 at Mich (10/5/19)  
**Rec. Yards:** 73 vs. Penn St (10/9/21) **Rush Yards:** 12 vs. N'western (10/29/22) **Ret. Yards:** 54 at Mich (10/5/19)  
**Rec. Long:** 48 vs. Kent St (9/18/21) **Rush Long:** 12 vs. N'western (10/29/22) **Ret. Long:** 17 at Mich (10/5/19)  
**Rec. TD:** 1, 4X, last at Pur (11/5/22) **TD:** 1 at Minnesota (11/13/20)

Receiving	No	Yds	Avg	TD	Lng
2018	1	7	7.0	0	7
2019	46	439	9.5	1	45
2020	18	191	10.6	2	28
2021	26	331	12.7	1	48
2022	34	386	11.4	1	46
2023	19	167	8.8	0	29
Career	144	1,521	10.6	5	48

Rushing	No	Yds	Avg	TD	Lng
2018	0	0	---	0	---
2019	1	2	2.0	0	2
2020	1	1	1.0	1	1
2021	0	0	---	0	---
2022	2	17	8.5	0	12
2023	2	(-9)	0.0	0	0
Career	6	11	1.8	1	12

Punt Returns	No	Yds	Avg	TD	Lng
2018	0	0	---	0	---
2019	9	96	10.7	0	17
2020	2	2	1.0	0	2
2021	0	0	---	0	---
2022	0	0	---	0	---
2023	0	0	---	0	---
Career	11	98	8.9	0	17

# 2023 IOWA FOOTBALL | INDIVIDUAL STATISTICS - DEFENSE

## #1 XAVIER NWANKPA

### LAST TIME OUT

1 tackle  
vs. Rutgers

#### CAREER HIGHS

Tackles: 8, 2X, last vs. Michigan State (9/30/23)  
Solo: 7, 2X, last vs. Michigan State (9/30/23)  
Ast: 3 at Wisconsin (10/14/23)

TFL: 1, 2X, last at NW (11/4/23)  
INT: 1, 2X, last vs. Utah State (9/2/23)  
INT TD: 1 vs. Kentucky (12/31/22)  
PBU: 1, 2X, last at Iowa State (9/9/23)

Defense	Solo	Ast	Total	T/Loss	Sacks	Int-Yds-TD	PBU	FF	RF
2022	11	1	12	0/0	0/0	1-52-1	1	0	0
2023	22	15	37	2/1	1/0	1-0-0	2	0	0
Career	33	16	49	2/1	1/0	12-52-1	3	0	0

## #2 TJ HALL

### LAST TIME OUT

DNP (Injury)  
vs. Rutgers

#### CAREER HIGHS

Tackles: 2 at Iowa State (9/9/23)  
Solo: 1, 6X, last vs. Purdue (10/7/23)  
Ast: 1, 2X, last at Iowa State (9/9/23)

INT: 1 vs. Kentucky (12/31/22)  
INT TD: 1 vs. Kentucky (12/31/22)  
PB: 1 vs. Kentucky (12/31/22)

Defense	Solo	Ast	Total	T/Loss	Sacks	Int-Yds-TD	PBU	FF	RF
2022	3	1	4	0/0	0/0	0-0-0	0	0	0
2023	3	2	5	0/0	0/0	0-0-0	0	0	0
Career	6	3	9	0/0	0/0	0-0-0	0	0	0

## #3 COOPER DEJEAN

### LAST TIME OUT

1 PBU; 1 PR, 3 yards  
vs. Rutgers

#### CAREER HIGHS

Tackles: 11 vs. Iowa St (9/10/22)  
Solo: 7, 2X, last at Minn (11/19/22)  
Ast: 5 vs. Iowa St (9/10/22)

TFL: 1, 4X, last at Wisconsin (10/14/23)  
INT: 1, 7X, vs. Purdue (10/7/23)  
INT TD: 1, 3X, last vs. Kentucky (12/31/22)  
PBU: 2, 2X, last vs. Nevada (9/17/22)

Punt Returns: 5 vs. WMU (9/16/23)  
Ret. Yards: 82 vs. Wisconsin (11/12/22)  
Ret. Long: 70 vs. Michigan State (9/30/23)  
Ret. TD: 1 vs. Michigan State (9/30/23)

Defense	Solo	Ast	Total	T/Loss	Sacks	Int-Yds-TD	QBH	PBU	FF	RF
2021	3	1	4	0/0	0/0	0-0-0	0	0	0	0
2022	56	19	75	3/5	0/0	5-91-3	0	8	0	0
2023	26	15	41	2/5	0/0	2-41-0	0	5	0	0
Career	85	35	120	5/10	0/0	7-132-3	0	12	0	0

Kickoff Returns	No.	Yds.	Avg.	TD	Lng
2021	1	20	20.0	0	20
2022	0	0	---	0	---
2023	0	0	---	0	---
Career	1	20	20.0	0	20

Punt Returns	No.	Yds.	Avg.	TD	Lng
2021	0	0	---	0	---
2022	10	165	16.5	0	41
2023	21	241	11.5	1	70
Career	31	406	13.1	1	70

## #4 KOEN ENTRINGER

### LAST TIME OUT

No Statistics  
vs. Rutgers

#### CAREER HIGHS

Tackles: 4 vs. Utah State (9/2/23)  
Solo: 4 vs. Utah State (9/2/23)

Defense	Solo	Ast	Total	T/Loss	Sacks	Int-Yds-TD	QBH	PBU	FF	RF
2022	1	0	1	0/0	0/0	0-0-0	0	0	0	0
2023	5	0	5	0/0	0/0	0-0-0	0	0	0	0
Career	6	0	6	0/0	0/0	0-0-0	0	0	0	0

## #8 DESHAUN LEE

### LAST TIME OUT

No Statistics  
vs. Rutgers

#### CAREER HIGHS

Tackles: 9 at Iowa State (9/9/23)  
Solo: 4, 2X, last at Iowa State (9/9/23)  
Ast: 5 at Iowa State (9/9/23)

PBU: 2 at Iowa State (9/9/23)

Defense	Solo	Ast	Total	T/Loss	Sacks	Int-Yds-TD	QBH	PBU	FF	RF
2023	9	7	16	0/0	0/0	0-0-0	0	2	0	0

## #10 NICK JACKSON

### LAST TIME OUT

7 tackles, 1 sack, 1.5 TFL  
vs. Rutgers

#### CAREER HIGHS

Tackles: 16, 2X, last at BYU (10/30/21)  
Solo: 9 at BYU (10/30/21)  
Ast: 10, 3X, last vs. Miami (10/29/22)

Sack: 2 at Georgia Tech (10/20/22)  
PBU: 2 vs. Old Dominion (9/17/22)  
FF: 1, 3X, last vs. Michigan State (9/30/23)

Defense	Solo	Ast	Total	T/Loss	Sacks	Int-Yds-TD	PBU	FF	RF
2019	11	17	28	1	0.5/3	0-0-0	0	0	0
2020	55	50	105	6	2.5/17	0-0-0	2	1	0
2021	54	63	117	6	2.5/18	0-0-0	2	0	0
2022	41	63	104	7	5/30	0-0-0	4	0	1
2023	32	47	79	7.0/25	3/15	0-0-0	2	2	0
Career	193	240	433	27.0	13.5/83	0-0-0	10	3	1

## #12 JASON REXROTH

### LAST TIME OUT

No Statistics  
vs. Rutgers

#### CAREER HIGHS

Tackles: 1 vs. Wisconsin (11/12/22)  
Ast: 1 vs. Wisconsin (11/12/22)

Defense	Solo	Ast	Total	T/Loss	Sacks	QBH	PBU	FF	RF
2022	0	1	1	0/0	0/0	0	0	0	0
2023	0	1	1	0/0	0/0	0	0	0	0
Career	0	2	2	0/0	0/0	0	0	0	0

## #13 JOE EVANS

### LAST TIME OUT

1 tackle  
vs. Rutgers

#### CAREER HIGHS

Tackles: 7, at Penn State (9/23/23)  
Solo: 5 at Penn State (9/23/23)  
Ast: 3, 8X, last vs. Kentucky (12/31/22)  
Sacks: 2, 2X, last vs. SDSU (9/3/22)

TFL: 4.5 vs. Purdue (10/7/23)  
QBH: 3, 2X, last vs. Michigan St (11/7/20)  
PBU: 1, 4X, last at Wisconsin (10/14/23)  
FF: 1, 3X, last vs. Wisconsin (11/12/22)

RF: 1 at Ohio State (10/22/22)  
RFTD: 1 at Ohio State (10/22/22)  
Safety: 1 vs. SDSU (9/3/22)

Defense	Solo	Ast	Total	T/Loss	Sacks	Int-Yds	PBU	QBH	FF	RF
2019	5	2	7	4/16	4/16	0-0	0	1	0	0
2020	4	4	8	2/8	1/3	0-0	1	5	0	0
2021	16	18	34	7/47	7/47	0-0	1	6	1	0
2022	15	26	41	8.5/53	6.5/47	0-0	0	4	2	1
2023	21	14	35	8.5/35	4.5/22	0-0	2	9	0	0
Career	63	62	122	30/159	23.0/135	0-0	4	25	3	1

## #16 JAMISON HEINZ

### LAST TIME OUT

No Statistics  
vs. Rutgers

#### CAREER HIGHS

Tackles: 6 vs Nebraska (11/25/22)  
Solo: 5 vs Nebraska (11/25/22)

Ast: 1 vs Nebraska (11/25/22)  
PBU: 1 vs Nebraska (11/25/22)

Defense	Solo	Ast	Total	T/Loss	Sacks	PBU	QBH	FF	RF	Blk
2022	8	1	9	0/0	0/0	1	0	0	0	0
2023	3	0	3	0/0	0/0	0	0	0	0	0
Career	11	1	12	0/0	0/0	1	0	0	0	0

## #17 BRENDEN DEASFERNANDES

### LAST TIME OUT

No Statistics  
vs. Rutgers

#### CAREER HIGHS

Tackles: 1, 2X, last vs. Michigan State (9/30/23)  
Solo: 1 vs. Michigan State (9/30/23)  
Ast: 1 vs. Western Michigan (9/16/23)

TFL: 0.5 vs. Western Michigan (9/16/23)

Defense	Solo	Ast	Total	T/Loss	Sacks	PBU	QBH	FF	RF	Blk
2023	1	1	2	0.5/1	0/0	0	0	0	0	0

## #20 DEAVIN HILSON

### LAST TIME OUT

No Statistics  
vs. Rutgers

#### CAREER HIGHS

Tackles: 1, 2X, last at Purdue (11/5/22)  
Solo: 1, 2X, last at Purdue (11/5/22)

Defense	Solo	Ast	Total	T/Loss	Sacks	PBU	QBH	FF	RF	Blk
2022	2	0	2	0/0	0/0	0	0	0	0	0

## #27 JERMARI HARRIS

### LAST TIME OUT

3 tackles, 2 PBU  
vs. Rutgers

#### CAREER HIGHS

Tackles: 7 at Wisconsin (10/30/21)  
Solo: 6 at Wisconsin (10/30/21)  
Ast: 3, 2X, last at NW (11/4/23)

INT: 1, 5X, last vs. Michigan St (9/30/23)  
TFL: 1.0 vs. Michigan (12/4/21)  
PBU: 2, 2X, last vs. Rutgers (11/11/23)

Defense	Solo	Ast	Total	T/Loss	Sacks	Int-Yds	QBH	PBU	FF	RF
2019	2	0	2	0/0	0/0	0-0	0	0	0	0
2020	0	0	0	0/0	0/0	0-0	0	0	0	0
2021	22	12	44	1.5/3	0/0	4-0	0	4	0	0
2023	17	10	27	0/0	0/0	1-0	0	3	0	0
Career	41	22	63	1.5/3	0/0	5-0	0	7	0	0

## #29 SEBASTIAN CASTRO

### LAST TIME OUT

3 tackles, 1 PBU  
vs. Rutgers

#### CAREER HIGHS

Tackles: 7, 2X, last vs. Minnesota (10/21/23)  
Solo: 7 at Wisconsin (10/14/23)  
Ast: 4 vs. Purdue (10/7/23)

Sack: 1 vs. Kentucky (12/31/22)  
TFL: 2, 2X, last at Wisc (10/14/23)  
FF: 1, 3X, last vs. Wisc (11/12/22)  
PBU: 2 vs. Kentucky (12/31/22)

INT: 1, 3X, last at Wisconsin (10/14/23)  
INT TD: 1 at Iowa State (9/9/23)

Defense	Solo	Ast	Total	T/Loss	Sacks	Int-Yds-TD	QBH	PBU	FF
2020	0	0	0	0/0	0/0	0-0-0	0	0	0
2021	5	1	6	0/0	0/0	0-0-0	0	1	0
2022	22	11	33	3/14	1/10	0-0-0	0	5	2
2023	30	15	45	6/13	0/0	3-36-1	0	5	0
Career	57	27	84	9/27	1/10	3-36-1	0	11	2

## 2023 IOWA FOOTBALL / INDIVIDUAL STATISTICS - DEFENSE

### #30 QUINN SCHULTE

#### LAST TIME OUT

1 tackle, 1 INT  
vs. Rutgers

#### CAREER HIGHS

**Tackles:** 9, 2X, last at Illinois (10/8/22)  
**Solo:** 7, 2X, last vs. Michigan State (9/30/23)  
**Ast:** 6 at Illinois (10/8/22)

**TFL:** 1.0 , 2X, last vs. Michigan State (9/30/23)  
**INT:** 1, 3X, last vs. Rutgers (11/11/23)  
**PBU:** 4 vs. South Dakota State (9/3/22)  
**QBH:** 1 vs. Wisconsin (11/12/22)

Defense	Solo	Ast	Total	T/Loss	Sacks	Int-Yds.	PBU	QBH	FF	RF
2020	3	0	3	0/0	0/0	0-0	0	0	0	0
2021	2	0	2	0/0	0/0	1-42	0	0	0	0
2022	43	28	71	0.5/1	0/0	1-0	6	1	0	0
2023	30	21	51	2.5/9	0/0	1-39	2	0	0	0
Career	78	50	127	3.0/10	0/0	3-81	8	1	0	0

### #34 JAY HIGGINS

#### LAST TIME OUT

8 tackles, 1 TFL  
vs. Rutgers

#### CAREER HIGHS

**Tackles:** 18 at Penn State (9/23/23)  
**Solo:** 12 vs. Utah State (9/2/23)  
**Ast:** 12 vs. Minnesota (10/21/23)  
**TFL:** 2 at Northwestern (11/4/23)

**Sack:** 1 at Northwestern (11/4/23)  
**RF:** 1, 2X, last at Wisconsin (10/14/23)  
**INT:** 1 vs. Purdue (10/7/23)  
**PBU:** 2 vs. Utah State (9/2/23)  
**QBH:** 1, 2X, last vs. Minnesota (10/21/23)

Defense	Solo	Ast	Total	T/Loss	Sacks	PBU	QBH	FF	RF	INT
2020	2	0	2	0/0	0/0	0	0	0	0	0
2021	3	2	5	0/0	0/0	0	0	0	1	0
2022	20	19	39	1.5/3	0.5/3	0	0	0	0	0
2023	51	70	121	3.5/5	1/2	3	2	1	1	1
Career	76	91	167	5.0/8	1.5/5	3	2	1	2	1

### #35 TANNER POLLOCK

#### LAST TIME OUT

DNP  
vs. Rutgers

Defense	Solo	Ast	Total	T/Loss	Sacks	Int-Yds.	PBU	QBH	FF	RF
2023	0	0	0	0/0	0/0	0-0	0	0	0	0

### #37 KYLER FISHER

#### LAST TIME OUT

No Statistics  
vs. Rutgers

#### CAREER HIGHS

**Tackles:** 7 at Penn State (9/23/23)  
**Solo:** 5 at Penn State (9/23/23)  
**Ast:** 2, 2X, last at Penn State (9/23/23)

**FF:** 1 at Wisconsin (10/14/23)  
**Punt Block TD:** 1 at Nebraska (11/26/21)

Defense	Solo	Ast	Total	T/Loss	Sacks	In-Yds.	PBU	QBH	FF	RF
2020	2	0	2	0/0	0/0	0-0	0	0	0	0
2021	3	2	5	0/0	0/0	0-0	0	0	0	0
2022	2	3	5	0/0	0/0	0-0	0	0	0	0
2023	16	7	23	3.5/7	1.0/2	0-0	1	1	1	0
Career	23	12	35	3.5/7	1.0/2	0-0	1	1	1	0

### #41 JADEN HARRELL

#### LAST TIME OUT

No Statistics  
vs. Rutgers

#### CAREER HIGHS

**Tackles:** 1 vs. Utah State (9/2/23)  
**Ast:** 1 vs. Utah State (9/3/22)

Defense	Solo	Ast	Total	T/Loss	Sacks	Int-Yds.	PBU	QBH	FF	RF
2023	1	0	1	0/0	0/0	0-0	0	0	0	0

### #43 KARSON SHARAR

#### LAST TIME OUT

No Statistics  
vs. Rutgers

#### CAREER HIGHS

**Tackles:** 2, 2X, last vs. Minnesota (10/21/23)  
**Solo:** 2, 2X, last vs. Minnesota (10/21/23)  
**Ast:** 1, 3X, last vs. Michigan State (9/30/23)

**TFL:** 0.5 vs. Western Michigan (9/16/23)

Defense	Solo	Ast	Total	T/Loss	Sacks	Int-Yds.	PBU	QBH	FF	RF
2021	0	0	0	0/0	0/0	0-0	0	0	0	0
2022	0	1	1	0/0	0/0	0-0	0	0	0	0
2023	5	2	7	0.5/1	0/0	0-0	0	0	0	0
Career	5	3	8	0.5/1	0/0	0-0	0	0	0	0

### #45 DEONTAE CRAIG

#### LAST TIME OUT

3 tackles  
vs. Rutgers

#### CAREER HIGHS

**Tackles:** 8, 2X, last vs. MINN (10/21/23)  
**Solo:** 3, 2X, last at NW (11/4/23)  
**Ast:** 7, 2X, last vs. MINN (10/21/23)

**Sacks:** 1.5 vs. Wisconsin (11/12/22)  
**TFL:** 3.5 vs. Kentucky (12/31/22)  
**QBH:** 2 at Rutgers (9/24/22)  
**PBU:** 1 at Illinois (10/8/22)

**FF:** 1, 3X, last vs. Kentucky (12/31/22)  
**RF:** 1 at Minnesota (11/19/22)  
**Punt Blk:** 1 vs. Wisconsin (11/12/22)

Defense	Solo	Ast	Total	T/Loss	Sacks	QBH	PBU	RF	FF	Blk
2021	4	10	14	2.5/18	1.5/15	0	0	0	0	0
2022	12	19	31	10/65	6.5/57	3	1	1	3	1
2023	12	33	45	4.0/18	2/15	6	1	0	0	0
Career	28	62	89	16.5/101	10/87	9	2	1	3	1

### #48 MAX LLEWELLYN

#### LAST TIME OUT

No Statistics  
vs. Rutgers

#### CAREER HIGHS

**Tackles:** 2, 4X, last vs. Minnesota (10/21/23)  
**Solo:** 2 vs. Western Michigan (9/16/23)  
**Ast:** 1, 4X, last vs. Minnesota (10/21/23)

**Sack:** 1.0 vs. Minnesota (10/21/23)  
**TFL:** 1.0 vs. Minnesota (10/21/23)  
**QBH:** 1, 2X, last vs. Utah State (9/2/23)  
**PBU:** 1 vs. Utah State (9/2/23)

Defense	Solo	Ast	Total	T/Loss	Sacks	Int-Yds.	QBH	PBU	FF	RF
2022	1	2	3	0.5/1	0/0	0-0	1	0	0	0
2023	4	3	7	1.5/7	1.5/7	0-0	1	1	0	0
Career	5	5	10	2.0/8	1.5/7	0-0	2	1	0	0

### #49 ETHAN HURKETT

#### LAST TIME OUT

3 tackles, 1 QBH  
vs. Rutgers

#### CAREER HIGHS

**Tackles:** 9 at Penn State (9/23/23)  
**Solo:** 5, at Penn State (9/23/23)  
**Ast:** 4, at Penn State (9/23/23)

**Sack:** 1 vs. Northwestern (10/29/22)  
**TFL:** 2 at Iowa State (9/9/23)  
**QBH:** 1, 5X, last vs. Rutgers (11/11/23)  
**FR:** 1 vs. Michigan State (9/30/23)

Defense	Solo	Ast	Total	T/Loss	Sacks	PBU	QBH	FF	RF	Blk
2021	2	2	4	0.5/1	0/0	0	1	0	0	0
2022	10	5	15	2/12	1/10	0	1	0	0	0
2023	18	21	39	4.5/7	0/0	0	3	0	1	0
Career	30	28	58	7/20	1/10	0	5	0	1	0

### #54 ANTERIO THOMPSON

#### LAST TIME OUT

No Statistics  
vs. Rutgers

#### CAREER HIGHS

**Tackles:** 1 vs. Western Michigan (9/16/23)  
**Solo:** 1 vs. Western Michigan (9/16/23)  
**QBH:** 1 vs. Western Michigan (9/16/23)

Defense	Solo	Ast	Total	T/Loss	Sacks	PBU	QBH	FF	RF	Blk
2023	1	0	1	0/0	0/0	0	0	0	0	2

### #55 JEREMIAH PITTMAN

#### LAST TIME OUT

No Statistics  
vs. Rutgers

#### CAREER HIGHS

**Tackles:** 2 vs. Nevada (9/17/22)  
**Solo:** 2 vs. Nevada (9/17/22)  
**Ast:** 1, 4X, last vs. NW (11/4/23)

**TFL:** 1 vs. Nevada (9/17/22)  
**RF:** 1 vs. Western Michigan (9/16/23)

Defense	Solo	Ast	Total	T/Loss	Sacks	Int-Yds.	QBH	PBU	FF	RF
2022	3	1	4	1/1	0/0	0-0	0	0	0	0
2023	3	3	6	0/0	0/0	0-0	0	0	0	1
Career	6	4	10	1/1	0/0	0-0	0	0	0	1

### #85 LOGAN LEE

#### LAST TIME OUT

5 tackles, 0.5 TFL  
vs. Rutgers

#### CAREER HIGHS

**Tackles:** 10 vs. Purdue (10/7/23)  
**Solo:** 5 vs. Purdue (10/7/23)  
**Ast:** 6, 2X, last at Illinois (10/8/22)  
**TFL:** 2.5 vs. Purdue (10/7/23)

**Sack:** 2 vs. Purdue (10/7/23)  
**QBH:** 2 vs. Wisconsin (11/12/22)  
**RF:** 1, twice, last vs. Wisconsin (11/12/22)  
**PBU:** 1, 6X, last at Wisconsin (10/14/23)  
**FG Block:** 1, 2X, last at Iowa State (9/9/23)

Defense	Solo	Ast	Total	T/Loss	Sacks	QBH	PBU	Blk	RF
2020	1	0	1	0/0	0/0	0	0	0	0
2021	17	31	48	5/24	3/21	1	1	1	1
2022	21	33	54	8/34	3/22	3	3	0	1
2023	14	29	43	4.0/21	2/17	1	2	1	0
Career	53	93	146	17.0/79	8/60	5	6	2	2

### #90 BRIAN ALLEN

#### LAST TIME OUT

DNP  
vs. Rutgers

#### CAREER HIGHS

**Tackles:** 1 vs. Utah State (9/2/23)  
**Ast:** 1 vs. Utah State (9/2/23)  
**PBU:** 1 vs. Utah State (9/2/23)

Defense	Solo	Ast	Total	T/Loss	Sacks	QBH	PBU	Blk	RF
2023	0	1	1	0/0	0/0	1	0	0	0

# 2023 IOWA FOOTBALL | INDIVIDUAL STATISTICS - DEFENSE & SPECIALISTS

## #94 YAHYA BLACK

### LAST TIME OUT

2 tackles  
vs. Rutgers

#### CAREER HIGHS

**Tackles:** 7 at Penn State (9/23/23)

**Solo:** 4, at Penn State (9/23/23)

**Ast:** 5 vs. Minnesota (10/21/23)

**Sacks:** 1, 3X, last at NW (11/4/23)

**TFL:** 1, 2X, last at NW (11/4/23)

**FF:** 1, 2X, last at Wisconsin (10/14/23)

**PBU:** 1, 4X, last at Minnesota (11/19/22)

Defense	Solo	Ast	Total	T/Loss	Sacks	Int-Yds	PBU	FF	RF
2020	1	2	3	.5/1	0/0	0-0	0	0	0
2021	7	11	18	0/0	0/0	0-0	2	1	0
2022	3	8	11	1.5/2	1/1	0-0	2	0	0
2023	18	23	41	3/17	2/12	0-0	1	1	0
Career	29	44	73	5/20	3/13	0-0	5	2	0

## #95 AARON GRAVES

### LAST TIME OUT

1 tackle  
vs. Rutgers

#### CAREER HIGHS

**Tackles:** 6 vs. Minnesota (10/21/23)

**Solo:** 3, 2X, last at Iowa State (9/9/23)

**Ast:** 6 vs. Minnesota (10/21/23)

**TFL:** 2 at Purdue (11/5/22)

**Sacks:** 1.5 at Rutgers (9/24/22)

**FF:** 1 at Wisconsin (10/14/23)

**PBU:** 1 vs. Minnesota (10/21/23)

Defense	Solo	Ast	Total	T/Loss	Sacks	Int-Yds	QBH	PBU	FF	RF
2022	5	9	14	5.5/25	2.5/14	0-0	0	0	0	0
2023	10	19	29	3/21	1/8	0-0	0	1	1	0
Career	15	28	43	8.5/46	3.5/22	0-0	0	1	1	0

## #99 NOAH SHANNON

### LAST TIME OUT

DNP  
vs. Rutgers

#### CAREER HIGHS

**Tackles:** 8 at Illinois (10/8/22)

**Solo:** 5 at Northwestern (11/6/21)

**Ast:** 5 at Illinois (10/8/22)

**Sack:** 1, 4X, last vs Nebraska (11/25/22)

**TFL:** 2.5 vs Nebraska (11/25/22)

**FF:** 1 vs. Rutgers (9/7/19)

**FR:** 1 vs. Rutgers (9/7/19)

**PB:** 1, 2X, last vs. Kentucky (12/31/22)

**QH:** 1, 3X, last at N'western (11/6/21)

Defense	Solo	Ast	Total	T/Loss	Sacks	Int-Yds	PBU	QBH	FF	RF
2019	2	3	5	0/0	0/0	0-0	0	0	1	1
2020	6	5	11	.5/5	.5/5	0-0	1	0	0	0
2021	21	26	47	2/15	2/15	0-0	0	3	0	0
2022	24	20	44	8.5/38	2/18	0-0	0	3	0	0
Career	53	54	107	11/58	4.5/38	0-0	1	6	1	1

## #9 TORY TAYLOR

### LAST TIME OUT

3 punts, 47.7 avg, long 50, 1 In-20  
vs. Rutgers

#### CAREER HIGHS

**Punts:** 10, 2X, last at Wisconsin (10/14/23)

**Yards:** 506 at Wisconsin (10/14/23)

**Avg:** 52.3 at Penn State (9/23/23)

**Long:** 70 at Purdue (11/5/22)

**Pass Att:** 1 vs. Kent State (9/18/21)

**Pass Comp:** 1 vs. Kent State (9/18/21)

**Pass Yards:** 3 vs. Kent State (9/18/21)

**Pass Long:** 3 vs. Kent State (9/18/21)

Punting	No	Yds	Avg	Lng	50+	In-20	TB	FC
2020	40	1,765	44.1	61	9	18	1	20
2021	80	3,688	46.1	69	27	39	13	26
2022	82	3,725	45.4	70	27	38	11	25
2023	63	2,996	47.6	62	24	24	3	21
Career	265	12,174	45.9	70	87	119	28	91

## #18 DREW STEVENS

### LAST TIME OUT

2 PAT, 3 FGM, Long 43  
vs. Rutgers

#### CAREER HIGHS

**PAT:** 4 vs. Western Michigan (9/16/23)

**PAT Att:** 4 vs. Western Michigan (9/16/23)

**FG:** 4, 2X, last vs. Michigan State (9/30/23)

**FGA:** 4, 3X, last vs. Rutgers (11/11/23)

**Long:** 54 vs. Northwestern (10/29/22)

Scoring	FGs	Lng	PATs	Points
2022	16-18	54	24-24	72
2023	17-22	53	18-18	69
Career	33-40	54	42-42	141

Field Goals	1-19	20-29	30-39	40-49	50+	Total	Blk
2022	0-0	7-7	3-3	4-6	2-2	16-18	0
2023	0-0	6-6	5-5	4-8	2-3	17-22	1
Career	0-0	13-13	8-8	8-14	4-5	33-40	1

# 2023 IOWA FOOTBALL | SUPERLATIVES UNDER COACH FERENTZ

## MOST POINTS

1.	63 at Illinois	11/17/18
2.	62 vs. North Texas	9/25/15
	62 vs. Northwestern	11/9/02
4.	59 vs. Western Michigan	9/21/13
	59 vs. Northwestern	11/10/01
6.	57 vs. Akron	8/31/02
7.	56 at Nebraska	11/24/17
	56 vs. Ball State	9/3/05
	56 vs. Buffalo	9/6/03

## FEWEST POINTS ALLOWED

1.	<b>0 vs. Rutgers</b>	<b>11/11/23</b>
	0 vs. Kentucky	12/31/22
	0 vs. Nevada	9/17/22
	0 at Northwestern	10/26/19
	0 vs. Rutgers	9/7/19
	0 at Illinois	11/17/18
	0 vs. Maryland	10/20/18
	0 at Illinois	11/19/16
	0 vs. Ball State	9/26/10
	0 vs. Minnesota	11/21/09
	0 at Minnesota	11/22/08
	0 vs. Florida International	9/6/08
	0 vs. Syracuse	9/8/07
	0 vs. Ball State	9/3/05
	0 vs. Kent State	9/1/01
	0 vs. Northern Illinois	9/18/99

## MOST FIRST DOWNS

1.	30 vs. Middle Tennessee	9/28/19
	30 vs. Kent State	9/1/01
3.	29 at Iowa State	9/9/17
	29 vs. Indiana	9/30/00
	29 vs. Indiana	10/23/99
6.	28 vs. North Texas	9/16/17
	28 at Purdue	11/9/13
	28 vs. Louisiana-Monroe	9/24/11
	28 vs. Ball State	9/26/10
	28 at Indiana	10/11/08
	28 vs. Minnesota	11/19/05
	28 vs. Buffalo	9/6-03

## FEWEST FIRST DOWNS ALLOWED

1.	5 vs. Rutgers	9/7/19
	5 vs. Syracuse	9/8/07
3.	6 vs. South Dakota State	9/3/22
	6 vs. Eastern Illinois	9/4/10
	6 at Minnesota	11/22/08
	6 vs. Penn State	10/23/04
7.	<b>7 vs. Rutgers</b>	<b>11/11/23</b>
	7 vs. Maryland	10/20/18
9.	<b>8 vs. Western Michigan</b>	<b>9/16/23</b>
	8 vs. Ball State	9/26/10
	8 vs. Arizona	9/19/09
12.	9 at Purdue	9/27/14
	9 vs. Western Michigan	9/21/13
	9 vs. Georgia Tech	1/5/10
	9 vs. Penn State	10/25/03

## MOST RUSHING ATTEMPTS

1.	60 at Iowa State	9/14/13
	60 vs. Kent State	9/4/04
3.	59 vs. North Texas	9/16/17
	59 vs. Northwestern	11/10/01
5.	58 vs. Western Michigan	9/21/13
	58 vs. Missouri State	9/7/13
7.	56 vs. Minnesota	11/16/02
8.	55 at Illinois	11/15/14
9.	53 at Purdue	10/15/16
	53 vs. Minnesota	11/17/01
11.	52 vs. Illinois	11/21/21
	52 vs. Maryland	10/20/18
	52 at Purdue	11/9/13

## FEWEST RUSHING ATT., OPPONENT

1.	17 by Maryland	10-1/21
	17 by North Texas	9/16/17
	17 by Miami (Ohio)	9/7/02
4.	18 by USC	12/27/19
	18 by Purdue	10/19/19
6.	19 by Iowa State	9/14/19
	19 by Kent State	9/4/05
8.	20 by Western Michigan	9/21/13
	20 by Michigan State	10/30/10
	20 by Michigan	10/26/02
	20 by Utah State	9/21/02
	20 by Texas Tech	11/29/01

## MOST RUSHING YARDS

1.	376 vs. Akron	8/31/02
2.	365 at Purdue	10/15/16
	365 vs. Minnesota	11/16/02
4.	351 vs. Middle Tennessee	9/28/19
5.	318 at Purdue	11/9/13
6.	313 at Nebraska	11/24/17
7.	304 at Illinois	11/15/14
8.	301 vs. Illinois	10/1/05
9.	300 vs. Utah State	9/21/02
10.	298 vs. Missouri State	9/7/13

## FEWEST RUSHING YARDS ALLOWED

1.	-13 vs. Kent State	9/4/04
2.	6 vs. Northern Iowa	9/15/18
3.	7 at Minnesota	11/22/08
4.	10 vs. Montana	9/2/06
5.	14 vs. Miami (Ohio)	9/7/02
6.	18 vs. Northwestern	10/29/22
7.	19 vs. Iowa State	9/8/18
	19 vs. Wisconsin	10/12/05
9.	22 vs. USC	12/27/19

## MOST PASSES ATTEMPTED

1.	61 vs. Indiana	10/23/99
2.	56 at Maryland	10/18/14
3.	55 vs. Ball State	9/6/14
	55 vs. Florida	1/1/06
5.	50 at Penn State	10/27/18
6.	51 vs. Northwestern	10/31/20
	51 vs. Minnesota	11/20/99
8.	48 vs. Pittsburgh	9/17/11
9.	47 vs. Michigan State	11/12/11
10.	46 vs. Michigan State	10/5/13
	46 vs. Purdue	11/6/04

## MOST PASSES COMPLETED

1.	36 vs. Indiana	9/30/99
2.	35 vs. Ball State	9/6/14
3.	32 at Maryland	10/18/14
	32 vs. Florida	1/1/06
5.	31 vs. Northern Iowa	8/30/14
	31 vs. Pittsburgh	9/17/11
7.	30 vs. Indiana	9/30/00
8.	29 vs. Ohio State	10/30/99
9.	28 vs. Minnesota	11/20/99

## FEWEST PASSES ATT., OPPONENT

1.	9 by Georgia Tech	1/5/10
2.	10 by Northwestern	10/27/12
3.	13 by Nebraska	9/23/00
	13 by Iowa State	9/11/99
5.	14 by Wisconsin	11/22/14
	14 by Minnesota	11/8/14
	14 by Northwestern	10/26/13
	14 by Nebraska	11/23/12
9.	15 by Minnesota	11/19/22
	15 by Nebraska	9/4/99
11.	16 by Maryland	10/20/18
	16 by Northern Illinois	9/1/12
	16 by Wisconsin	11/13/99

## FEWEST PASSES COMP., OPPONENT

1.	2 by Georgia Tech	1/5/10
2.	6 by Maryland	10/20/18
	6 by Northern Illinois	9/1/12
	6 by Iowa State	9/11/99
5.	<b>7 by Rutgers</b>	<b>11/11/23</b>
	<b>7 by Western Michigan</b>	<b>9/16/23</b>
	7 by Minnesota	11/19/22
	7 by LSU	1/1/14
	7 by Indiana	10/11/14
	7 by Northwestern	10/27/12
	7 by Syracuse	9/8/07
	7 by Buffalo	9/6/03
13.	8 by Nebraska	11/23/12
	8 by Ball State	9/26/10
15.	9 by Minnesota	10/28/17
	9 by Northwestern	11/1/14
	9 by Maine	8/30/08
	9 by Penn State	11/13/04
	9 by Minnesota	10/23/04

## MOST PASSING YARDS

1.	426 vs. Indiana	10/23/99
2.	399 vs. Pittsburgh	9/17/11
3.	380 vs. Indiana	9/30/00
4.	377 vs. Minnesota	11/19/05
5.	364 at Minnesota	11/18/06
6.	357 vs. Purdue	10/8/05

## FEWEST PASSING YARDS ALLOWED

1.	12 vs. Georgia Tech	1/5/10
2.	47 vs. Rutgers	9/7/19
	47 vs. Maryland	10/20/18
4.	54 vs. Northern Illinois	9/1/12
5.	56 vs. Ball State	9/26/10
6.	58 vs. Buffalo	9/6/03
7.	63 vs. Nebraska	11/23/12
8.	72 at Purdue	9/27/14
9.	73 vs. Minnesota	11/20/04
10.	74 vs. Maryland	10/31/15
11.	75 vs. Northwestern	11/1/14
12.	79 vs. Syracuse	9/8/07
13.	<b>81 at Northwestern</b>	<b>11/4/23</b>
14.	82 vs. Nevada	9/17/22
	82 at Illinois	11/17/18

## MOST TOTAL OFFENSE

1.	644 vs. Middle Tennessee	9/28/19
2.	613 vs. Minnesota	11/19/05
3.	602 vs. Northwestern	11/10/01
4.	593 vs. Akron	8/31/02
5.	587 at Illinois	11/14/14
6.	562 vs. Ball State	9/26/10
7.	552 vs. Indiana	10/23/99
8.	546 at Minnesota	11/18/06
9.	545 vs. Northern Iowa	9/15/18

## FEWEST TOTAL YARDS ALLOWED

1.	103 vs. Syracuse	9/8/07
2.	110 vs. Kent State	9/4/04
3.	112 vs. Ball State	9/26/10
4.	115 vs. Maryland	10/20/18
5.	120 vs. South Dakota State	9/3/22
6.	125 vs. Rutgers	9/7/19
7.	<b>127 vs. Rutgers</b>	<b>11/11/23</b>
8.	134 at Minnesota	11/22/08
9.	144 vs. Montana	9/2/06
	144 vs. Ball State	9/3/05

## PUNTING AVERAGE (MIN. OF 4)

1.	53.0 at Northwestern	10/21/17
2.	<b>52.3 at Penn State</b>	<b>9/23/23</b>
3.	51.8 at Purdue	11/5/22
4.	51.5 vs. Western Michigan	9/9/00
5.	51.1 at Iowa State	9/11/21
6.	51.0 vs. Arizona	9/19/09
7.	50.7 vs. Iowa State	9/10/22
8.	<b>50.6 at Wisconsin</b>	<b>10/14/23</b>
9.	50.2 vs. Penn State	11/4/00
10.	50.0 vs. Kentucky	1/1/22
	50.0 vs. Wisconsin	11/13/99
12.	49.5 vs. Indiana	9/4/21
13.	<b>49.3 vs. Minnesota</b>	<b>10/21/23</b>
14.	49.2 vs. LSU	1/1/05
15.	49.0 at Wisconsin	10/30/21
	49.0 vs. Northwestern	10/31/20
	49.0 vs. Miami (Ohio)	9/7/02

## MOST TIME OF POSSESSION

1.	41:53 vs. Kent State	9/4/04
2.	40:55 vs. Maryland	10/20/18
3.	40:45 vs. North Texas	9/16/17
4.	39:00 at Maryland	10/1/21
5.	38:42 vs. Northern Illinois	9/1/12
6.	38:27 vs. Michigan	10/26/02
7.	<b>38:22 vs. Rutgers</b>	<b>11/11/23</b>
8.	38:18 vs. Missouri State	9/7/13
9.	38:07 at Indiana	10/11/08
10.	38:03 at Iowa State	9/14/13
11.	37:56 vs. Arizona	9/19/09
12.	37:38 vs. Rutgers	9/7/19
13.	37:37 at Minnesota	11/22/08
14.	37:36 vs. Nebraska	11/28/14

Bold denotes 2023



## 2023 IOWA FOOTBALL | POSTGAME NOTES & GAME SUMMARY

### UTAH STATE (0-1) at #25 IOWA (1-0)

SATURDAY, SEPT. 2, 2023 -- DUKE SLATER FIELD AT KINNICK STADIUM

	1	2	3	4	FINAL
Utah State	0	3	3	8	14
#25 Iowa	14	3	0	7	24

ATTENDANCE: 69,250  
TEMPERATURE: 80 Degrees  
TIME OF GAME: 3:33

#### IOWA NOTES

No. 25 Iowa (1-0) defeated Utah State (0-1), 24-14, in its season opener on Saturday inside Kinnick Stadium.

- Iowa is now 100-33-2 in season opener, including 21-4 all-time under head coach Kirk Ferentz.
- The win is Ferentz's 199th career victory and his 187th win at Iowa.

#### INDIVIDUAL NOTES

- QB Cade McNamara completed 17-of-30 attempts (56.6 percent) for 191 yards and two touchdowns in his Iowa debut (17th career start).
- McNamara had a 36-yard touchdown pass on his first career attempt as a Hawkeye. He is the first Iowa quarterback since Chuck Long in 1983 to have a touchdown pass on his first completion of the season (24 yards to Norm Granger against Iowa State).
- TE Luke Lachey tied a career-high with seven receptions for 73 yards, including a 31-yarder in the fourth quarter.
- Iowa's tight ends (Lachey and Erick All) combined for 10 catches for 88 yards and one touchdown.
- RB Kaleb Johnson led Iowa's rushing attack with 63 yards on 19 attempts, including a 3-yard touchdown run in the fourth quarter. It is Johnson's seventh career rushing touchdown.
- Johnson also had a career-long 54-yard kickoff return on the opening kickoff of the 2023 season.
- WR Seth Anderson had a 36-yard touchdown reception and TE Erick All had a 3-yard touchdown reception — both players' first career receptions at Iowa.
- LB Jay Higgins had a career high 16 tackles, including 12 solo stops. It was his second career game with 10 or more tackles.
- DB Xavier Nwankpa had his second career interception in the second quarter. Nwankpa has two interceptions in two career starts.

#### MISCELLANEOUS

- Iowa's opening drive touchdown pass was the first to open a season since 1991 vs. Hawaii (Matt Rodgers-to-Danan Hughes). It is the first time in the Kirk Ferentz era that Iowa opened the season with a passing touchdown.
- Iowa had touchdowns on consecutive drives for the first time since Nov. 5, 2022, at Purdue and it is the first time the unit had two first-quarter touchdowns in the opening quarter since Nevada (9/17/22).
- DL Deontae Craig, DL Yahya Black and DB Deshaun Lee made their first career starts. QB Cade McNamara, TE Erick All and LB Nick Jackson made their first career starts as Hawkeyes.

#### SCORING SUMMARY

##### First Quarter

14:18 - IOWA - Seth Anderson, 36-yard pass from McNamara (2 plays, 39 yds., 0:33)  
7:44 - IOWA - Erick All, 3-yard pass from McNamara (11 plays, 75 yards, 4:31)

##### Second Quarter

11:03 - UTAH ST. - Testa, 32-yard FG (16 plays, 56 yards 5:59)  
0:07 - IOWA - Drew Stevens, 20-yard FG (11 plays, 47 yards, 3:47)

##### Third Quarter

12:02 - UTAH ST. - Nimrod, 45-yard FG (7 plays, 47 yards, 2:58)

##### Fourth Quarter

10:17 - IOWA - Kaleb Johnson, 3-yard rush (10 plays, 68 yards, 4:43)  
1:36 - UTAH ST. - T. Vaughn, 16-yard pass from Legas (3 plays, 70 yards, 0:31)

#### TEAM STATS

UTAH STATE	TEAM STATS	IOWA
19	First Downs	18
24-116	Rushes-Yards	36-88
213	Passing Yards	196
32-48-1	Com-Att-Int	18-33-0
72-329	Total Offense	69-284
6-44.3	Punts-Avg.	7-47.0
0-0	Fumbles-Lost	2-0
10-91	Penalties-Yards	7-50
27:48	Possession Time	32:12

#### INDIVIDUAL LEADERS

##### RUSHING:

UTAH ST.: Rahsul Faison 7-59, Davon Booth 8-33  
IOWA: Kaleb Johnson 19-63 (1 TD), Kaden Wetjen 3-22

##### PASSING:

UTAH ST.: Cooper Legas, 32-48, 213 yards, 1 TD, 1 INT  
IOWA: Cade McNamara, 17-30, 191 yards, 2 TD, 0 INT

##### RECEIVING:

UTAH ST.: Terrell Vaughn 12-93 (1 TD), Jalen Royals 5-39  
IOWA: Luke Lachey 7-73, Erick All 3-15 (1 TD), Seth Anderson 2-41 (1 TD)

##### TACKLES:

UTAH ST.: MJ Tafisi 12, Simeon Harris 8, Anthony Switzer 8  
IOWA: Jay Higgins 16, Cooper DeJean 7, Deshaun Lee 6

## 2023 IOWA FOOTBALL | POSTGAME NOTES & GAME SUMMARY

### IOWA (2-0) at IOWA STATE (1-1)

SATURDAY, SEPT. 9, 2023 -- MIDAMERICAN ENERGY FIELD AT JACK TRICE STADIUM

	1	2	3	4	FINAL
Iowa	3	14	3	0	20
Iowa State	0	3	0	10	13

ATTENDANCE: 61,500  
TEMPERATURE: 80 Degrees  
TIME OF GAME: 3:07

### IOWA NOTES

- The win is head coach Kirk Ferentz's 200th career victory and his 188th at Iowa. He is the 27th head coach to reach the 200-win milestone at an FBS institution.
- Iowa has won six straight games over Iowa State in Ames and seven of the last eight meetings overall. The Hawkeyes are now 47-23 all-time against Iowa State.
- Iowa now leads the Iowa Corn Cy-Hawk Series, 5-2, through the first three matchups during the 2023-24 season.
- In three out of the last four meetings, the outcome has been decided by one score.

#### INDIVIDUAL NOTES

- RB Jaziun Patterson had a career-best 86 rushing yards on 10 attempts, including a 4-yard touchdown run in the second quarter. It was the first touchdown run of his career.
- Patterson had a career-long 59-yard run on third-and-1 on Iowa's opening possession. The 59-yard rush is the second-longest rush dating back to the 2022 season.
- TE Luke Lachey had three receptions for a team-high 58 yards and TE Erick All had three catches for 32 yards. In two games, the tight end duo has 16 receptions for 178 yards and one touchdown.
- CASH Sebastian Castro had a 30-yard interception return for a touchdown to give Iowa a 17-0 lead. It was Castro's first career interception and his second career defensive touchdown (fumble return at Rutgers).
- DL Logan Lee blocked Iowa State's Chase Contreras's field goal on the opening possession of the game. It is the second blocked kick of Lee's career (vs. Minnesota). Iowa has blocked a kick/punt in each of the last three seasons.
- DB Cooper DeJean had 10 tackles, including six solo stops. It is the third time in his career he has had 10 or more tackles.
- K Drew Stevens went 2-for-2 on field goal attempts. It is the sixth time in Stevens' career he has made two or more field goals. The North Carolina native is 3-for-3 on field goal attempts this season.
- Stevens is 19-of-21 in field goal attempts for his Hawkeye career.

#### MISCELLANEOUS

- Iowa extended its pick 6 streak to 16 consecutive seasons (and 21 of the last 23 years) with Sebastian Castro's 30-yard pick 6 in the second quarter. The streak is the second longest nationally.
- Iowa's defense has allowed one touchdown or less in 11 of its last 15 games, dating back to the start of the 2022 season. The Hawkeyes allowed one touchdown (and two field goals) in its season-opening 24-14 triumph over Utah State on Sept. 2 in Kinnick Stadium. Since the start of the 2015 season, Iowa is now 65-2 when leading by eight points at any point in a game.
- The Hawkeyes scored on their opening possession in back-to-back games (TD vs. Utah State, FG vs. Iowa State).
- Iowa had an eight-play, 80-yard scoring drive on its second possession — it's longest scoring drive of the season.
- Iowa didn't commit a penalty in the game (and there were only two penalties in the game). It is the second time in the last five games that the Hawkeyes didn't commit a penalty (at Minnesota, 2022).

### SCORING SUMMARY

#### First Quarter

5:56 - IOWA - Drew Stevens, 28-yard FG (7 plays, 70 yards, 2:44)

#### Second Quarter

13:39 - IOWA - Jaziun Patterson, 4-yard rush (8 plays, 80 yards, 4:40)

4:29 - IOWA - Sebastian Castro, 30-yard INT return (0:50)

0:04 - ISU - Chase Contreras, 42-yard FG (11 plays, 51 yards, 4:25)

#### Third Quarter

3:57 - IOWA - Drew Stevens, 34-yd FG (11 plays, 69 yards, 5:48)

#### Fourth Quarter

13:18 - ISU - Chase Contreras, 46-yard FG (8 plays, 31 yards, 2:31)

2:53 - ISU - Jayden Higgins, 16-yard pass from Becht (14 plays, 80 yards, 6:59)

### TEAM STATS

IOWA	TEAM STATS	IOWA STATE
9	First Downs	19
29-112	Rushes-Yards	31-87
123	Passing Yards	203
12-22-1	Com-Att-Int	23-44-1
51-235	Total Offense	75-290
6-46.3	Punts-Avg.	6-51.8
0-0	Fumbles-Lost	0-0
0-0	Penalties-Yards	2-24
26:30	Possession Time	33:30

### INDIVIDUAL LEADERS

#### RUSHING:

IOWA: Jaziun Patterson 10-86 1 TD, Kaleb Johnson 15-28

IOWA ST.: Cartevious Norton 21-59, Abu Sama 8-24

#### PASSING:

IOWA: Cade McNamara, 12-22, 123 yards, 1 INT

IOWA ST.: Rocco Becht, 23-44, 203 yards, 1 TD, 1 INT

#### RECEIVING:

IOWA: Luke Lachey 3-58, Erick All 3-32

IOWA ST.: Jayden Higgins 8-95, Jaydin Noel 8-50

#### TACKLES:

IOWA: Cooper DeJean 10, Deshaun Lee 9, Nick Jackson 9

IOWA ST.: Beau Freyler 10, Jeremiah Cooper 6, T.J. Tampa 5

## 2023 IOWA FOOTBALL | POSTGAME NOTES & GAME SUMMARY

### WESTERN MICHIGAN (1-2) at #25/24 IOWA (3-0)

SATURDAY, SEPT. 16, 2023 -- DUKE SLATER FIELD AT KINNICK STADIUM

	1	2	3	4	FINAL
Western Michigan	7	3	0	0	10
#25/24 Iowa	0	14	17	10	41

ATTENDANCE: 69,250  
TEMPERATURE: 78 degrees  
TIME OF GAME: 3:51

### IOWA NOTES

• It is the 11th time in head coach Kirk Ferentz's Iowa tenure that the team has started the season with a 3-0 record (2023, 2021, 2019, 2018, 2017, 2015, 2009, 2008, 2006, 2003, 2001). The Hawkeyes went 3-1 in nonconference play in 2008 and 4-0 in both 2003 and 2006.

#### INDIVIDUAL NOTES

- RB Leshon Williams recorded his first career 100-yard game, finishing with 145 yards on 12 attempts. Williams also had a 25-yard touchdown reception in the second quarter – his first career receiving touchdown (and third TD overall). He finished the game with 172 all-purpose yards.
- Williams had a career-long 53-yard run in the second quarter to set up Iowa's first touchdown. It is Iowa's second rush of 50+ yards this season. (The Hawkeyes had two 50+ yard runs in 13 games in 2022.)
- Williams' 25-yard reception was a career long.
- WR Diante Vines had a 3-yard touchdown reception in the second quarter. It was Vines' first career touchdown.
- True freshman RB Kamari Moulton had two touchdowns – one from 3-yards out and a second from 1-yard out -- in his first collegiate game. Moulton rushed for 50 yards on eight attempts.
- The last Hawkeye freshman to have two rushing touchdowns was Kaleb Johnson vs. Nevada in 2022.
- Moulton is the first Hawkeye with two or more touchdowns in his collegiate debut since Jewell Hampton in the 2008 season opener against Maine.
- RB Max White scored his first collegiate touchdown, scoring from 2 yards out in the fourth quarter.
- QB Cade McNamara completed 9-of-19 attempts for 103 yards and two touchdowns, tying a season high. McNamara has four touchdowns (to three interceptions) this season.
- DT Anterio Thompson blocked a WMU punt in the third quarter – his first career punt block – that resulted in a safety. It was Thompson's first career game as a Hawkeye.
- It is the first safety of the season and the first for the program since recording two safeties against South Dakota State in the 2022 season opener.
- Iowa has blocked two kicks this season (one punt, one field goal) and the defense/special teams have scored eight points.
- LB Jay Higgins and LB Nick Jackson combined for 18 total tackles.
- Higgins forced a fumble – the first of his career -- in the third quarter and DL Jeremiah Pittman recovered, giving Iowa possession at the WMU 17. It was Pittman's first career fumble recovery.
- Jackson tied for the team high with nine tackles and had a forced fumble.
- RB Jaziun Patterson made his first career start.
- WR Jarriett Buie, RB Kamari Moulton, RB Terrell Washington, Jr., LB Nolan DeLong, DB John Nestor and DB Zach Lutmer became the first Hawkeye freshmen to appear in a game this season.

#### MISCELLANEOUS

- The Hawkeyes rushed for 254 yards – a season high – and the most by the offense since 2019 vs. Middle Tennessee State (358 yards).
- Iowa scored a season-high 41 points – the most for the program since 2021 at Maryland (51 points).
- Iowa's defense surrendered just 35 yards and allowed one first down in the second half. WMU had 239 yards of total offense – the fewest allowed by the Hawkeye defense this season.
- Iowa converted a 2-point conversion (from Cade McNamara to Erick All) in the third quarter to make the score 24-10. It is Iowa's first 2-point conversion since 2020 against Wisconsin.
- Iowa's defense has allowed one touchdown or less in 12 of its last 16 games, dating back to the start of the 2022 season.
- Since the start of the 2015 season, Iowa is now 66-2 when leading by eight points at any point in a game.
- The Hawkeyes have held their last seven nonconference opponents to 14 or fewer points dating back to last season, the longest active streak by any FBS team. It is the longest streak by Iowa in the Kirk Ferentz era (since 1999).

### SCORING SUMMARY

#### First Quarter

5:40 - WMU - Sambucci, 64-yard pass from Bourguet (4 plays, 96 yards, 1:55)

#### Second Quarter

8:26 - IOWA - Diante Vines, 3-yard pass from Cade McNamara (5 plays, 66 yards, 2:35)

4:45 - WMU - Domschke, 27-yard FG (9 plays, 66 yards, 3:41)

1:29 - IOWA - Leshon Williams, 25-yard pass from Cade McNamara (1 play, 25 yards, 0:08)

#### Third Quarter

7:30 - IOWA - Safety (1:47)

4:02 - IOWA - Kamari Moulton, 3-yard run (Erick All pass from Cade McNamara), 6 plays, 53 yards, 3:21)

2:10 - IOWA - Kamari Moulton - 1-yard run (3 plays, 17 yards, 1:28)

#### Fourth Quarter

5:20 - IOWA - Drew Stevens - 31-yard FG (9 plays, 56 yards, 4:12)

0:30 - IOWA - Max White, 2-yard run (6 plays, 33 yards, 2:42)

### TEAM STATS

WMU	TEAM STATS	IOWA
8	First Downs	19
36-117	Rushes-Yards	43-254
122	Passing Yards	133
7-18-0	Com-Att-Int	11-22-2
54-239	Total Offense	65-387
8-37.4	Punts-Avg.	4-41.8
2-1	Fumbles-Lost	1-0
8-64	Penalties-Yards	1-5
26:07	Possession Time	33:53

### INDIVIDUAL LEADERS

#### RUSHING:

WMU: Treyson Bourguet 8-32; Zahir Abdus-Salaam 10-31

IOWA: Leshon Williams 12-145; Kamari Moulton 8-50, 2 TD

#### PASSING:

WMU: Treyson Bourguet, 5-16, 124, 1 TD; Jack Salopek, 2-2, -2

IOWA: Cade McNamara, 9-19, 103 yards, 2 TD, 2 INT; Deacon Hill, 2-3, 30 yards

#### RECEIVING:

WMU: Kenneth Womack, 2-11; Anthony Sambucci 1-64

IOWA: Steven Stilianos, 2-29; Leshon Williams, 2-27

#### TACKLES:

WMU: Damari Robinson 8, Tate Hallock 8

IOWA: Nick Jackson 9, Jay Higgins 9, Quinn Schulte/Yahya Black 6

## 2023 IOWA FOOTBALL | POSTGAME NOTES & GAME SUMMARY

### #24/22 IOWA (3-1, 0-1) at #7/7 PENN STATE (4-0, 2-0)

SATURDAY, SEPT. 23, 2023 -- BEAVER STADIUM

	1	2	3	4	FINAL
#24/22 Iowa	0	0	0	0	0
#7/7 Penn State	3	7	14	7	31

ATTENDANCE: 110,830  
TEMPERATURE: 53 degrees, rainy  
TIME OF GAME: 3:04

#### IOWA NOTES

• The announced attendance of 110,830 is the eighth-largest road crowd Iowa has played in front of in program history. The figure is the second biggest in Penn State history.

##### INDIVIDUAL NOTES

- Iowa's three linebackers — Jay Higgins, Nick Jackson and Kyler Fisher — combined for 38 tackles in the game.
- Higgins finished with 18 tackles (10 in the first half), including 10 solo stops. It is his second game this season (and third of his career) finishing with 10 or more stops.
- Higgins' 18 tackles are the most by a Hawkeye since Jack Campbell had 18 against Colorado State in 2021.
- Jackson had a season-high 13 tackles, including 2.5 tackles for loss. It is his first game with 10 or more tackles as a Hawkeye and 21st game in his career.
- Fisher had a career-high seven tackles.
- DL Ethan Hurkett had a career-high nine tackles. DL Yahya Black and DL Joe Evans both had career-highs with seven tackles.
- P Tory Taylor had a season-long 62-yard punt in the second quarter. Taylor punted seven times for 366 yards for a career-best 52.3 average.

##### MISCELLANEOUS

- Iowa was shut out for the first time since 2000.
- The Hawkeye defense finished with a season-high six tackles for loss, including a team-best 2.5 TFL for LB Nick Jackson.
- Iowa lost its first fumble of the season on its second possession. Penn State turned the turnover into three points — the first points an opponent has scored off a turnover this season.

#### SCORING SUMMARY

##### First Quarter

1:35 - PSU - Felkins, 46-yard FG (17 plays, 53 yards, 7:28)

##### Second Quarter

9:17 - PSU - Dinkins, 9-yard pass from Allar (10 plays, 39 yards, 4:54)

##### Third Quarter

8:20 - PSU - Warren, 2-yard pass from Allar (15 plays, 75 yards, 6:40)

1:01 - PSU - Warren, 7-yard pass from Allar (12 plays, 71 yards, 5:50)

##### Fourth Quarter

12:19 - PSU - Lambert-Smith, 3-yard pass from Allar (8 plays, 19 yards, 3:37)

#### TEAM STATS

IOWA	TEAM STATS	PSU
4	First Downs	28
17-20	Rushes-Yards	57-215
56	Passing Yards	182
6-16-0	Com-Att-Int	26-40-0
33-76	Total Offense	97-397
7-52.7	Punts-Avg.	4-37.8
6-4	Fumbles-Lost	1-0
4-28	Penalties-Yards	4-45
14:33	Possession Time	45:27

#### INDIVIDUAL LEADERS

##### RUSHING:

IOWA: Kamari Moulton 6-18; Leshon Williams 6-9

PSU: Kaytron Allen 21-72; Beau Pribula 8-55

##### PASSING:

IOWA: Cade McNamara, 5-14, 42 yards; Deacon Hill 1-2, 14 yards

PSU: Drew Allar 25-37, 166, 4 TDs; Beau Pribula 1-3, 16 yards

##### RECEIVING:

IOWA: Erick All 3-35, Diante Vines 1-14

PSU: KeAndre Lambert-Smith 8-66, 1 TD; Theo Johnson 6-42

##### TACKLES:

IOWA: Jay Higgins 18, Nick Jackson 13, Ethan Hurkett 9

PSU: Curtis Jacobs 3, Abdul Carter 3

## 2023 IOWA FOOTBALL / POSTGAME NOTES & GAME SUMMARY

### MICHIGAN STATE (2-3, 0-2) at IOWA (4-1, 1-1)

SATURDAY, SEPT. 30, 2023 -- DUKE SLATER FIELD AT KINNICK STADIUM

	1	2	3	4	FINAL
Michigan State	3	6	7	0	16
Iowa	3	7	3	13	26

ATTENDANCE: 69,250

TEMPERATURE: 58 degrees

TIME OF GAME: 3:31

### IOWA NOTES

• The win is head coach Kirk Ferentz's 116th career Big Ten victory, moving him into sole possession of third place on the all-time list. Ferentz only trails Michigan's Bo Schembechler (143) and Ohio State's Woody Hayes (153).

#### INDIVIDUAL NOTES

- QB Cade McNamara left the game in the first quarter with a lower body injury and did not return.
- QB Deacon Hill completed 11-of-27 passes for 115 yards and one touchdown after entering the game in the first quarter following McNamara's injury. The second-quarter touchdown pass was the first of his career.
- TE Erick All had a 13-yard touchdown reception in the second quarter. During the drive, All had 62 yards on three catches (32, 17, 13) for his second touchdown of the season. He finished the game with four catches for 67 yards.
- LB Jay Higgins finished with 12 tackles, his third game with 10 or more tackles this season.
- LB Nick Jackson had 10 tackles, his second straight game with 10 or more stops. Jackson has 22 career double-digit tackle games.
- DL Deontae Craig had a career-high eight tackles and DB Xavier Nwankpa tied his career-high with eight tackles.
- DB Cooper DeJean had his first interception of the season in the second quarter. It is his sixth career interception.
- DB Sabastian Castro had his second interception of the season in the third quarter.
- DB Jamari Harris had his first interception this season in the fourth quarter. It is his fifth career interception.
- K Drew Stevens went 4-for-4 in field goal attempts, including a season long 53-yarder in the third quarter. It is the second-longest field goal of his career. Stevens also made a 40-yarder on Iowa's opening possession.
- Stevens is now 3-for-3 in his career from 50+ yards.
- Stevens four made field goals ties a career high.
- Stevens is 8-for-9 on field goals this season.
- DB Cooper DeJean returned a 70-yard punt for a touchdown, which is the 15th longest return in program history. It is his first punt return TD of his career and the 70-yard return is Iowa's longest play of the season.
- It is Iowa's first punt return for a touchdown since Charlie Jones did so against Michigan State in 2020.

#### MISCELLANEOUS

- Iowa opened the game with a scoring drive, covering 53 yards over eight plays before converting a 40-yard field goal. It is the third time this season the Hawkeyes have put points on the board on their opening possession (TD, FG, FG).
- It was Iowa's 19th consecutive game not giving up 400 yards which is the longest active streak in the FBS.
- Since 2009, Iowa defense has registered 223 interceptions which ties for the most in Division-I. (Alabama and Oregon)
- The Hawkeyes had three interceptions in the game for the first time this season. It is the first game the defense has forced more than one turnover.
- Iowa turned the first interception into seven points and turned Michigan State's fumble into three points in the fourth quarter. The team has a 27-17 advantage in points off turnovers this season.
- Michigan State kicker Jonathan Kim connected on a 58-yard field goal as time expired in the first half. The kick is a Kinnick Stadium record.
- Iowa's defense created four turnovers for the first time since Oct. 9, 2021. (Penn State)
- Last time Iowa's defense had three interceptions was against Northwestern on Nov. 11, 2021.
- The Hawkeyes are 66-2 when leading by eight or more at any point of a game.
- Iowa has won nine of its last 12 night games in Kinnick.

### SCORING SUMMARY

#### First Quarter

11:25 - IOWA - Drew Stevens, 40-yd. FG (8 plays, 53 yards, 3:35)

3:48 - MSU - Jonathan Kim, 31-yd. FG (6 plays, 43 yards, 3:22)

#### Second Quarter

11:04 - MSU - Jonathan Kim, 32-yd. FG (14 plays, 61 yards, 6:09)

3:48 - IOWA - Erick All, 13-yd. pass from Deacon Hill (5 plays, 80 yards, 2:16)

0:00 - MSU - Jonathan Kim, 58-yd. FG (6 plays, 35 yards, 0:35)

#### Third Quarter

13:08 - MSU - Cal Halady, 42-yd. fumble return (0:12)

7:38 - IOWA - Drew Stevens, 53-yd. FG (4 plays, -5 yards, 2:02)

#### Fourth Quarter

5:19 - IOWA - Drew Stevens, 36-yd. FG (7 plays, 20 yards, 2:28)

3:45 - IOWA - Cooper DeJean, 70-yd. punt return (1:34)

0:59 - IOWA - Drew Stevens, 34-yd. FG (6 plays, 14 yards, 2:30)

### TEAM STATS

MSU	TEAM STATS	IOWA
20	First Downs	15
32-156	Rushes-Yards	27-61
193	Passing Yards	161
25-44-3	Com-Att-Int	14-32-1
76-349	Total Offense	59-222
6-48.8	Punts-Avg.	7-48.9
1-1	Fumbles-Lost	1-1
10-94	Penalties-Yards	3-25
33:48	Possession Time	26:12

### INDIVIDUAL LEADERS

#### RUSHING:

MSU: Nate Carter, 20-108; Noah Kim 6-35

IOWA: Leshon Williams 12-38; Kamari Moulton 9-25

#### PASSING:

MSU: Noah Kim, 25-44, 193, 3 INT

IOWA: Deacon Hill, 11-27, 115 yards, 1 TD, 1 INT; Cade McNamara, 3-5, 46 yards

#### RECEIVING:

MSU: Montorie Foster, Jr., 8-79; Maliq Carr, 6-43

IOWA: Erick All, 4-67, Diante Vines, 3-35

#### TACKLES:

MSU: Malik Spencer 8, Cal Haladay 8

IOWA: Jay Higgins 12, Nick Jackson 10, Xavier Nwankpa/Quinn Schulte/Deontae Craig 8



## 2023 IOWA FOOTBALL | POSTGAME NOTES & GAME SUMMARY

### PURDUE (2-4, 1-2) at IOWA (5-1, 2-1)

SATURDAY, OCT. 7, 2023 -- DUKE SLATER FIELD AT KINNICK STADIUM

	1	2	3	4	FINAL
Purdue	0	7	0	7	14
Iowa	7	3	3	7	20

ATTENDANCE: 69,250  
TEMPERATURE: 57 degrees  
TIME OF GAME: 3:16

### IOWA NOTES

• The Hawkeyes have won 11 of their last 14 Homecoming games dating back to 2009 and improves to 62-44-5 all-time.

#### INDIVIDUAL NOTES

- RB Kaleb Johnson rushed for 134 yards – the second-most of his career -- on 17 carries and one touchdown in his first game since Week 2 at Iowa State.
- It is Johnson's first 100-yard game this season and the fourth of his career.
- Iowa has two 100-yard rushing games in 2023 (Leshon Williams vs. WMU).
- Johnson had a 67-yard touchdown run on the second play of Iowa's second drive – his second touchdown of the season. It is Iowa's longest offensive play this season and the second longest career rush. (Both have come against Purdue, 75 yards in 2022).
- QB Deacon Hill completed 6-of-21 passes for 110 yards and one touchdown, a 22-yarder to Erick All in the fourth quarter. It is Hill's second career touchdown pass.
- TE Erick All had a team-high five receptions for 97 yards and one touchdown – a 22-yarder in the fourth quarter. It is All's second straight game with a touchdown and team-leading third this season.
- DB Cooper DeJean had an interception in his second straight game, picking off Hudson Card in the first quarter and returning it 41 yards to the Purdue 5. It is DeJean's seventh career pick.
- LB Jay Higgins had his first career interception in the fourth quarter. Higgins also finished the game with a team-high 12 tackles, his fourth double-digit tackle game of the season (and fifth of his career).
- DL Logan Lee had a career-high 10 tackles, including 2.5 TFL and two sacks. It is the first time Lee has recorded 10 or more tackles in a game.
- DE Joe Evans had six tackles, including a career-best four TFL.
- K Drew Stevens made two field goals – from 27 and 23 yards. Stevens is now 10-of-13 on field goal attempts this season.
- It is Stevens' eighth career game with two or more field goals.

#### MISCELLANEOUS

- Iowa has allowed 14 or fewer points in 12 of its last 19 games.
- The Hawkeye defense allowed 357 yards of total offense to Purdue. It is the 20th consecutive game the unit has allowed 400 or fewer yards, the longest active streak nationally.
- Iowa recorded its sixth and seventh interception of the season in the game. The Hawkeyes turned the turnover into three points, their 30th points off turnovers this season.
- The Hawkeyes finished with season highs in sacks (6) and TFL (12). Iowa entered the game with three sacks over its first five games. (Iowa also had 12 TFL in the Music City Bowl win over Kentucky last season.)
- Iowa's rushing attack finished with 181 yards in the game – the second-most this season and the most against a Big Ten opponent since Iowa ran for 184 yards at Purdue in 2022.
- Iowa improves to 68-2 since 2015 when leading by eight points at any point in a game.

### SCORING SUMMARY

#### First Quarter

10:15 - IOWA - Kaleb Johnson, 67-yard run (2 plays, 80 yards, 0:43)

#### Second Quarter

14:57 - IOWA - Drew Stevens, 27-yard FG (4 plays, -4 yards, 1:56)

0:32 - PURDUE - TJ Sheffield, 43-yard pass from Hudson Card (7 plays, 69 yards, 2:00)

#### Third Quarter

7:58 - IOWA - Drew Stevens, 23-yard FG (9 plays, 75 yards, 3:45)

#### Fourth Quarter

14:24 - IOWA - Erick All, 22-yard pass from Deacon Hill (6 plays, 46 yards, 2:22)

2:54 - PURDUE - Devin Mockobee 2-yard run (6 plays, 74 yards, 1:59)

### TEAM STATS

PURDUE	TEAM STATS	IOWA
21	First Downs	13
40-96	Rushes-Yards	35-181
247	Passing Yards	110
25-40-2	Com-Att-Int	6-21-1
80-343	Total Offense	56-291
6-41.3	Punts-Avg.	6-47.3
2-0	Fumbles-Lost	1-0
6-45	Penalties-Yards	2-20
35:28	Possession Time	24:32

### INDIVIDUAL LEADERS

#### RUSHING:

Purdue: Devin Mockobee 20-89; Dylan Downing 8-39

IOWA: Kaleb Johnson 17-134; Leshon Williams 13-74

#### PASSING:

Purdue: Hudson Card, 25-40, 247, 1 TD, 2 INT

IOWA: Deacon Hill, 6-21, 110, 1 TD, 1 INT

#### RECEIVING:

Purdue: Garrett Miller 8-71, TJ Sheffield 6-93, 1 TD

IOWA: Erick All 5-97, 1 TD, Kaleb Johnson 1-13

#### TACKLES:

Purdue: Sanoussi Kane 9, Dillion Thieneman 8

IOWA: Jay Higgins 12, Logan Lee 10, Quinn Schulte 8

## 2023 IOWA FOOTBALL | POSTGAME NOTES & GAME SUMMARY

### IOWA (6-1, 3-1) at WISCONSIN (4-2, 2-1)

SATURDAY, OCT. 14, 2023 -- CAMP RANDALL STADIUM

	1	2	3	4	FINAL
Iowa	0	7	0	8	15
Wisconsin	0	0	6	0	6

ATTENDANCE: 76,205  
TEMPERATURE: 54 degrees  
TIME OF GAME: 3:25

#### IOWA NOTES

- The victory is Iowa's second straight over Wisconsin (for the first time since 2008 and 2009) and the Hawkeyes have won three of the last four games in the series.
- It is Iowa's first victory in Madison since 2015.
- The Hawkeyes are 26-8 in their last 34 rivalry trophy games.
- Iowa earned its sixth win of the season to become bowl eligible for the 22nd time in the last 23 seasons under head coach Kirk Ferentz.
- The Hawkeyes are 2-0 in trophy games this season.

#### INDIVIDUAL NOTES

- RB Leshon Williams recorded his second 100-yard game of the season (and career), finishing with a career-high 174 yards on 25 attempts and one touchdown – an 82-yard run in the second quarter.
- The 82-yarder is Iowa's longest rush since 1997 (82, Tavian Banks vs. Iowa State).
- It is the Hawkeyes' longest rush all-time against Wisconsin (previous best was Tyler Goodson in 2020 (80 yards)).
- The rush is Williams' career long, Iowa's longest play of the season and the fourth longest rush in the nation this season.
- It is the first time since 2021 that Iowa has had a 100-yard rusher in consecutive games (Tyler Goodson).
- It is the first time since 2020 that Iowa had two different 100-yard rushers in consecutive games (Goodson, Mekhi Sargent).
- LB Jay Higgins finished with 13 tackles, his fifth double-digit tackle game this season (and sixth of his career).
- DB Sebastian Castro registered his third career interception in the fourth quarter. Castro finished with seven tackles, including two TFL and a blitz that led to Iowa's safety.
- DL Yahya Black had a forced fumble in the end zone, which resulted in a Wisconsin safety.
- DL Aaron Graves had a forced fumble, which was recovered by Jay Higgins in the fourth quarter.
- P Tory Taylor had 10 punts for 506 yards for a 50.6 average. Five punts traveled 50+ yards (two 60+ yard punts), including a 62-yarder, tying a season-long, and five that were downed inside the 20.
- K Drew Stevens made a 48-yard field goal in the fourth quarter – his second-longest make of the season. He is 12-of-15 in field goal attempts in 2023.
- Stevens has two or more field goals in a single game in nine career games.

#### MISCELLANEOUS

- Iowa's rushing attack finished with 200 yards against Wisconsin – the program's most against the Badgers since 2008 (254 yards).
- Iowa shut out Wisconsin in the first half. It was just the fourth time in the last 20 years that the Badgers were shutout in the first half in Camp Randall Stadium.
- Iowa knocked Wisconsin starting QB Tanner Mordecai out of the game late in the first half.
- Iowa recorded a safety in the fourth quarter on a Yahya Black forced fumble (and Wisconsin recovered). It is Iowa's second safety of the season (Western Michigan) and the team's second straight year with two safeties.
- Iowa's defense has scored 10 points in 2023 and 50 points since the start of the 2022 season.
- Iowa has held seven teams without a touchdown since the start of the 2022 season.
- The unit has allowed one touchdown or less in five of the first seven games of 2023 and 14 of the last 20 games.
- Iowa has allowed 14 or fewer points in 13 of its last 20 games.
- The Hawkeye defense allowed 332 yards of total offense. It is the 21st consecutive game the unit has allowed 400 or fewer yards, the longest active streak nationally.
- The Hawkeyes have played in front of seven consecutive sellouts to open the 2023 season.
- The 15-6 final score is just the second in program history and first since 1896.

#### SCORING SUMMARY

##### Second Quarter

11:49 - IOWA - Leshon Williams, 82-yard run (3 plays, 90 yards, 1:20)

##### Third Quarter

9:55 - UW - Vakos - 36-yard FG (13 plays, 60 yards, 5:01)

3:58 - UW - Vakos - 52-yard FG (10 plays, 60 yards, 4:55)

##### Fourth Quarter

13:08 - IOWA - Drew Stevens, 48-yard FG (6 plays, 28 yards, 2:44)

12:15 - IOWA - Safety

1:55 - IOWA - Drew Stevens, 40-yard FG (5 plays, 17 yards, 1:06)

#### TEAM STATS

IOWA	TEAM STATS	WISCONSIN
9	First Downs	18
48-200	Rushes-Yards	28-96
37	Passing Yards	228
6-14-0	Com-Att-Int	27-50-1
62-237	Total Offense	78-324
10-50.6	Punts-Avg.	8-42.9
1-0	Fumbles-Lost	4-1
5-55	Penalties-Yards	7-48
30:33	Possession Time	29:27

#### INDIVIDUAL LEADERS

##### RUSHING:

IOWA: Leshon Williams 25-174, 1 TD; Kaleb Johnson 17-35

UW: Baelon Allen 18-87, Jackson Acker 3-10

##### PASSING:

IOWA: Deacon Hill, 6-14, 37 yards

UW: Braedyn Locke 15-30, 122 yards, 1 INT; Tanner Mordecai 12-20, 106 yards

##### RECEIVING:

IOWA: Erick All 2-19; Nico Ragaini 2-13

UW: Will Pauling 8-60; Bryson Green 5-86

##### TACKLES:

IOWA: Jay Higgins 13, Sebastian Castro 7, Nick Jackson 6

UW: Jake Chaney 11, Preston Zachman 9, Hunter Wohler 7

## 2023 IOWA FOOTBALL | POSTGAME NOTES & GAME SUMMARY

### MINNESOTA (4-3, 2-2) at IOWA (6-2, 3-2)

SATURDAY, OCT. 21, 2023 -- KINNICK STADIUM

	1	2	3	4	FINAL
Minnesota	3	0	6	3	12
Iowa	3	7	0	0	10

ATTENDANCE: 69,250  
TEMPERATURE: 67 degrees, 22 mph wind  
TIME OF GAME: 3:38

### IOWA NOTES

- Minnesota (4-3, 2-2) defeated Iowa (6-2, 3-2), 12-10, on Saturday afternoon inside Kinnick Stadium.
- Minnesota snapped an eight-game losing streak in the series, dating back to 2014. It is the Gophers' first win in Iowa City since 1999.
- Iowa is now 2-1 in trophy games this season and 26-9 in its last 35 rivalry trophy games.

### INDIVIDUAL NOTES

- QB Deacon Hill completed 10-of-28 passes for 116 yards in his third career start.
- Hill had a 1-yard touchdown run in the second quarter -- the first rushing touchdown of his career.
- WR Diante Vines finished with three receptions for a career high 62 yards in the game. He two catches, including a career-long 36-yarder on Iowa's opening drive, which led to a field goal.
- WR Nico Ragaini had four catches for 28 yards, moving him into eighth place on Iowa's all-time receptions list (139 catches, 1,465 yards).
- LB Jay Higgins had a game high 14 tackles -- his sixth game with 10+ tackles this season (seventh of his career). Higgins has registered 101 tackles this season.
- DL Joe Evans had one sack and six total tackles in the game. Evans has a team-best 3.5 sacks this season and 22 sacks for his career, moving him into a tie for ninth place in program history with Leroy Smith (1988-91).
- Evans has 3.5 career sacks against Minnesota.
- P Tory Taylor had nine punts for 444 yards for a 49.3 yard average and a long of 57. Five of his nine punts were downed inside the 20 and four went over 50 yards.

### MISCELLANEOUS

- Iowa opened the game with an 11 play, 70-yard scoring drive that resulted in a 23-yard Drew Stevens field goal. It is the fourth time this season the offense has scored on its opening drive.
- Iowa's defense has kept back-to-back teams out of the end zone and eight teams without a touchdown since the start of the 2022 season.
- The unit has allowed one touchdown or less in six of the first eight games of 2023 and 15 of the last 21 games.
- Iowa has allowed 14 or fewer points in 14 of its last 21 games.
- The Hawkeye defense allowed 239 yards of total offense. It is the 22nd consecutive game the unit has allowed 400 or fewer yards, the longest active streak nationally.
- The Hawkeyes have played in front of eight consecutive sellouts to open the 2023 season

### SCORING SUMMARY

#### First Quarter

10:35 - IOWA - Drew Stevens, 23-yard FG (11 plays, 70 yards, 4:25)

0:17 - MINN - Dragan Kesich, 43-yard FG (9 plays, 45 yards, 3:59)

#### Second Quarter

0:49 - IOWA - Deacon Hill, 1-yard rush (6 plays, 46 yards, 3:43)

#### Third Quarter

8:59 - MINN - Dragan Kesich, 44-yard FG (13 plays, 64 yards, 6:01)

2:25 - MINN - Dragan Kesich, 28-yard FG (4 plays, 1 yard, 1:29)

#### Fourth Quarter

8:33 - MINN - Dragan Kesich, 31-yard FG (7 plays, 60 yards, 3:24)

### TEAM STATS

MINNESOTA	TEAM STATS	IOWA
12	First Downs	9
45-113	Rushes-Yards	28-11
126	Passing Yards	116
10-25-0	Com-Att-Int	10-28-1
239	Total Offense	56-127
9-39.9	Punts-Avg.	9-49.3
0-0	Fumbles-Lost	2-2
7-58	Penalties-Yards	6-53
35:25	Possession Time	24:35

### INDIVIDUAL LEADERS

#### RUSHING:

MINN: Darius Taylor 16-59, Zach Evans 10-44

IOWA: Kaleb Johnson 6-18, Leshon Williams 11-13

#### PASSING:

MINN: Athan Kaliakmanis 10-25, 126 yards

IOWA: Deacon Hill, 10-28, 116 yards, 1 INT

#### RECEIVING:

MINN: Daniel Jackson 7-101, Darius Taylor 3-25

IOWA: Nico Ragaini 4-28, Diante Vines 3-62

#### TACKLES:

MINN: Maverick Baranowski 6, Deven Eastern 6

IOWA: Jay Higgins 14, Deontae Craig 8, Sebastian Castro 7

## 2023 IOWA FOOTBALL | POSTGAME NOTES & GAME SUMMARY

### IOWA (7-2, 4-2) at NORTHWESTERN (4-5, 2-4)

SATURDAY, NOV. 4, 2023 -- WILDCAT CLASSIC -- WRIGLEY FIELD

	1	2	3	4	FINAL
Iowa	0	0	7	3	10
Northwestern	0	0	0	7	7

ATTENDANCE: 38,000

TEMPERATURE: Sunny

TIME OF GAME: 3:05

### IOWA NOTES

- Iowa (7-2, 4-2) defeated Northwestern (4-5, 2-4), 10-7, in the Wildcat Classic on Saturday afternoon at Wrigley Field.
- The Hawkeyes have won three straight and four of the last five over Northwestern.
- After Saturday's results, Iowa holds a one-game lead in the Big Ten West division.

#### INDIVIDUAL NOTES

- K Drew Stevens' 53-yard field goal with 14 seconds remaining is the second game-winner of his career. Stevens hit the game-winner at Minnesota in 2022.
- Stevens' FG tied a season-high set against Michigan State on Sept. 30. Stevens has four 50+ yard field goals in his career.
- RB Leshon Williams rushed for a team high 79 yards.
- Williams eclipsed the 1,000 career rushing yards mark in the third quarter, becoming the 52nd player in program history to reach the milestone. He has 1,032 career rushing yards.
- QB Deacon Hill completed 10-of-15 attempts for 65 yards, including a 2-yard touchdown pass to TE Addison Ostrenga in the third quarter. It is Hill's third career touchdown pass, all coming to tight ends.
- TE Addison Ostrenga caught a 2-yard touchdown pass in the third quarter – the first touchdown of his career.
- WR Kaleb Brown's 23-yard reception was his first catch as a Hawkeye and set up Stevens' game-winning field goal.
- LB Jay Higgins had a team-high 12 tackles – his seventh game with 10 or more tackles this season.
- DL Anterio Thompson blocked a Northwestern punt in the third quarter – the second block of the season and his career – setting up Iowa's first scoring drive in the third quarter.
- Iowa has two punt blocks and three overall blocks this season.

#### MISCELLANEOUS

- Iowa's defense limited Northwestern to 170 total yards and 12 first downs in the game.
- 170 yards (season-low) are the fewest allowed by Iowa's defense since 2022 (Nevada – 151 yards).
- Iowa allowed a season-low 81 passing yards, the fewest since 2019 (Rutgers – 41 yard).
- The Hawkeyes limited Northwestern to 29 yards and two first downs in the first half.
- Northwestern had first-and-goal from the 2 in the fourth quarter. Iowa's defense got a turnover on downs, stopping the Wildcats three straight runs from the half yard line.
- Iowa's defense has allowed one touchdown or less in seven of the first nine games of 2023 and 16 of the last 22 games.
- Iowa has allowed 14 or fewer points in 15 of its last 22 games.
- The Hawkeye defense has held its opponent to 400 yards or less in 23 consecutive games, the longest active streak nationally.

### SCORING SUMMARY

#### Third Quarter

9:04 - IOWA - Addison Ostrenga 2-yard reception from Deacon Hill (7 plays, 25 yards, 3:59)

#### Fourth Quarter

1:50 - NU - Johnson 5-yard reception from Sullivan (6 plays, 22 yards, 3:25)

0:14 - IOWA - Drew Stevens, 53-yard FG (7 plays, 37 yards, 1:32)

### TEAM STATS

IOWA	TEAM STATS	NU
14	First Downs	12
41-104	Rushes-Yards	41-89
65	Passing Yards	81
10-15-1	Com-Att-Int	12-20-0
169	Total Offense	61-170
6-39.0	Punts-Avg.	8-38.0
1-0	Fumbles-Lost	1-0
3-30	Penalties-Yards	7-71
30:18	Possession Time	29:42

### INDIVIDUAL LEADERS

#### RUSHING:

IOWA: Leshon Williams 24-79, Jaziun Patterson 8-21

NU: Anthony Tyus III 10-40, Cam Porter 12-36

#### PASSING:

IOWA: Deacon Hill, 10-15, 65 yards, 1 TD, 1 INT

NU: Brendan Sullivan, 12-19, 81 yards, 1 TD

#### RECEIVING:

IOWA: Addison Ostrenga 3-15, Diante Vines 2-9

NU: A.J. Henning 4-13, Bryce Kirtz 3-33

#### TACKLES:

IOWA: Jay Higgins 12, Nick Jackson 7, Deontae Craig 6

NU: Xander Mueller 19, Bryce Gallagher 8, Aidan Hubbard/Devin Turner 6

## 2023 IOWA FOOTBALL | POSTGAME NOTES & GAME SUMMARY

### RUTGERS (6-4, 3-4) at IOWA (8-2, 5-2)

SATURDAY, NOV. 11, 2023 -- KINNICK STADIUM

	1	2	3	4	FINAL
Rutgers	0	0	0	0	0
Iowa	0	3	3	16	22

ATTENDANCE: 69,250  
TEMPERATURE: 50 degrees, sunny  
TIME OF GAME: 3:04

#### IOWA NOTES

- With the victory (and Nebraska, Minnesota and Wisconsin losses), Iowa clinches a share of the Big Ten West Division title.
- It is the third Big Ten West Division title in program history (2015, 2021, 2023).
- The win is Iowa's eighth victory of the season. It is the 15th time the Hawkeyes have reached the eight-win mark under Ferentz. Iowa has won eight or more games in eight of the last nine years (the team was 6-2 during COVID year in 2020).
- The victory is the 194th of head coach Kirk Ferentz's career, moving him into a tie with Michigan's Bo Schembechler for third place in career wins as a member of the Big Ten Conference.
- Iowa improves to 4-0 all-time against Rutgers.

#### INDIVIDUAL NOTES

- QB Deacon Hill completed 20-of-31 attempts for a career-high 223 yards with two touchdowns and one interception.
- Had a career-long 54-yard completion to TE Zach Ortwerth in the third quarter. It was Ortwerth's first career reception.
- Hill had a 10-yard touchdown pass to Kaleb Brown in the fourth quarter -- his fourth TD pass of the season.
- The 223 yards are the most passing yards for the team this season.
- The 20 completions and attempts were both career-highs for Hill.
- TE Addison Ostrenga had a career high eight receptions for a career-best 47 yards.
- Iowa's tight ends accounted for 101 of the team's 223 receiving yards.
- WR Kaleb Brown had a career-high three receptions for 27 yards, including his first career touchdown in the fourth quarter (10 yarder). Brown also had two rushes for 20 yards.
- RB Leshon Williams rushed for 63 yards on 13 attempts and RB Jaziun Patterson had 14 attempts for 53 yards, including his second touchdown of the season (and career) -- a 4-yard score in the fourth quarter.
- RB Kaleb Johnson rushed for 54 yards on 10 carries -- he had the longest rush of the day for 27 yards.
- DB Quinn Schulte had an interception in the fourth quarter and returned it 39 yards to the Iowa 9. It Schulte's first interception of the season and third of his career.
- K Drew Stevens went 3-for-4 in field goal attempts, connecting from 32, 43 and 24 yards.
- Stevens is 17-of-22 in field goal attempts this season and leads Iowa with 69 points.
- It is Stevens' third career game with three or more field goals.

#### MISCELLANEOUS

- Iowa's defense shut out Rutgers -- its first shutout of the season and the first since last season's Music City Bowl against Kentucky.
- It is the team's first shutout in Big Ten play since 2019 (Northwestern)
- It is the 16th shutout of the Ferentz era.
- The Rutgers offense didn't cross the 50-yard line.
- Iowa's run defense limited Rutgers to 34 yards, 150 yards below its season average of 184.7.
- Rutgers' Kyle Monangai -- the Big Ten's leading rusher -- was limited to 39 yards on 13 attempts.
- The Hawkeye defense limited Rutgers to 127 yards, its 24th consecutive game allowing 400 or fewer yards. It is the longest active streak nationally.
- The 127 yards are the fewest allowed in a Big Ten game since 2019 (125 vs. Rutgers).
- They are the fewest yards allowed since giving up 120 against South Dakota State in 2022.
- Iowa didn't commit a penalty for the second time this season (at Iowa State). The Hawkeyes have three such games in its last 11 contests and nine such games since 1970.
- Iowa's defense has allowed one touchdown or less in eight of the first 10 games of 2023 and 17 of the last 23 games.
- Iowa has allowed 14 or fewer points in 16 of its last 23 games.
- Iowa's defense has allowed just one touchdown in the last four games.
- Since the start of the 2015 season, Iowa is 70-2 when leading by eight points at any point in a game.
- Iowa's offense put up 200+ yards passing and 100+ yards rushing for the first time since Northwestern in 2022 (220 passing/173 rushing).
- Iowa's offense eclipsed 400 yards for the first time in the last 32 games.

#### SCORING SUMMARY

##### Second Quarter

2:50 - IOWA - Drew Stevens, 32-yard FG (10 plays, 37 yards, 6:06)

##### Third Quarter

4:18 - IOWA - Drew Stevens, 43-yard FG (5 plays, 54 yards, 2:04)

##### Fourth Quarter

13:38 - IOWA - Jaziun Patterson, 4-yard rush (2 PT. failed) (9 plays, 54 yards, 4:39)

5:43 - IOWA - Drew Stevens, 24-yard FG (12 plays, 44 yards, 6:30)

4:39 - IOWA - Kaleb Brown, 10-yard pass from Deacon Hill (3 plays, 9 yards, 0:49)

#### TEAM STATS

RU	TEAM STATS	IOWA
7	First Downs	21
23-34	Rushes-Yards	46-179
93	Passing Yards	223
7-18-1	Com-Att-Int	20-31-1
127	Total Offense	77-402
9-35.3	Punts-Avg.	3-47.7
1-0	Fumbles-Lost	1-0
7-40	Penalties-Yards	0-0
21:38	Possession Time	38:22

#### INDIVIDUAL LEADERS

##### RUSHING:

RU: Kyle Monangai 13-39, Samuel Brown V 4-11

IOWA: Leshon Williams 13-63, Kaleb Johnson 10-54

##### PASSING:

RU: Gavin Wimsatt, 7-18, 93 yards, 1 INT

IOWA: Deacon Hill, 20-31, 223 yards, 1 TD, 1 INT

##### RECEIVING:

RU: Ian Strong 3-47, Christian Dremel 2-27

IOWA: Addison Ostrenga 8-47, Nico Ragaini 4-48, Kaleb Brown 4-27

##### TACKLES:

RU: Deion Jennings, Mohamed Toure, Desmond Igbinosun 10

IOWA: Jay Higgins 8, Nick Jackson 7, Logan Lee 5



# 2023 IOWA FOOTBALL NUMERICAL ROSTER

NO.	NAME	POS.	HT.	WT.	YR.	HOMETOWN/HS/LAST SCHOOL
0	Diante Vines	WR	6-0	198	Jr.	Danbury, Conn./The Taft School
1	Xavier Nwankpa ^	DB	6-2	210	So.	Pleasant Hill, Iowa/Southeast Polk
2	TJ Hall ^	DB	6-1	185	So.	Fresno, Calif./San Joaquin Memorial
2	Kaleb Johnson ^	RB	6-0	222	So.	Hamilton, Ohio/Hamilton
3	Kaleb Brown	WR	5-10	197	So.	Chicago, Ill./St. Rita/Ohio State
3	Cooper DeJean ^	DB	6-1	207	Jr.	Odebolt, Iowa/OA-BCIG
4	Koen Entringer	DB	6-0	211	#Fr.	Ypsilanti, Mich./Walled Lake Western
4	Leshon Williams	RB	5-10	208	Jr.	Chicago, Ill./Richards
5	Teegan Davis	DB	6-0	160	Fr.	Princeton, Ill./Princeton
5	Joe Labas	QB	6-4	213	So.	Brecksville, Ohio/Brecksville-Broadview Hts.
6	Seth Anderson	WR	6-0	180	So.	Suwanee, Ga./North Gwinnett/Charleston Southern
6	Zach Lutmer	DB	6-0	192	Fr.	Rock Rapids, Iowa/Central Lyon/GLR
7	Jacob Bostick	WR	6-2	183	#Fr.	Palatine, Ill./Palatine
7	John Nestor	DB	5-11	196	Fr.	Chicago, Ill./Marist
8	Deshawn Lee	DB	5-10	187	#Fr.	Belleville, Mich./Belleville
8	Terrell Washington, Jr.	RB	5-11	195	Fr.	Wylie, Texas/Wylie East
9	Jaziun Patterson	RB	5-10	204	#Fr.	Pompano Beach, Fla./Deerfield Beach
9	Tory Taylor ^	P	6-4	232	Sr.	Melbourne, Australia/Haileybury College
10	Deacon Hill	QB	6-3	258	So.	Santa Barbara, Calif./Santa Barbara/Wisconsin
10	Nick Jackson	LB	6-0	237	Fr.	Atlanta, Ga./The Lovett School/Virginia
11	Marco Lainez	QB	6-2	225	Sr.	Princeton, N.J./The Hun School
12	Cade McNamara	QB	6-1	205	Sr.	Reno, Nev./Damonte Ranch/Michigan
12	Jaxon Rexroth	LB	6-2	228	So.	Cedar Rapids, Iowa/Xavier
13	Joe Evans	DE	6-2	252	Sr.	Ames, Iowa/Ames
13	Reese Osgood	WR	5-11	189	#Fr.	Franklin, Wis./Franklin
14	Kahlil Tate	DB	5-11	190	Fr.	Chicago, Ill./Kenwood Academy
14	Alex Mota	WR	6-0	180	Fr.	Marion, Iowa/Marion
15	Amare Bickham	DB	6-0	170	Fr.	Fulshear, Texas/Fulshear
15	Jack Johnson	WR	6-0	195	Jr.	West Des Moines, Iowa/Valley
16	Graham Friedrichsen	WR	6-1	200	#Fr.	Urbandale, Iowa/Urbandale
16	Jamison Heinz	DB	6-0	199	Jr.	Humboldt, Iowa/Humboldt
17	Brenden Deasfernandes	DB	6-0	195	Jr.	Belleville, Mich./Belleville
17	Alex Eichmann	WR	6-2	207	#Fr.	Sussex, Wis./Hamilton-Sussex
18	Drew Stevens ^	K	6-0	199	So.	North Augusta, S.C./North Augusta
18	Alec Wick	WR	6-1	193	So.	Iowa City, Iowa/Regina
19	Tommy Poholsky	QB	6-0	200	Fr.	Evergreen, Colo./Evergreen
20	Deavin Hilson	DB	6-1	197	So.	Des Moines, Iowa/North
20	Dayton Howard	WR	6-4	195	Fr.	Kansas City, Mo./Park Hill
21	Watts McBride	DB	6-0	196	Fr.	Cedar Rapids, Iowa/Washington
21	Kaden Wetjen	WR	5-10	196	Jr.	Williamsburg, Iowa/Williamsburg/Iowa Western CC
22	Max White	RB	5-10	205	So.	Cedar Rapids, Iowa/Kennedy
23	Landyn Van Kekerix	LB	6-1	226	#Fr.	Rock Valley, Iowa/Boydell Hull/Rock Valley
25	Ayden Price	WR	5-11	185	Fr.	West Des Moines, Iowa/Valley
25	Kelby Telander	LB	6-4	238	So.	North Liberty, Iowa/Liberty
26	Kael Kolarik	DB	6-0	210	#Fr.	Indianola, Iowa/Indianola
26	Aidan McDermott	WR	6-1	192	Fr.	Cedar Rapids, Iowa/Xavier
27	Jermari Harris	DB	6-1	190	Jr.	Chicago, Ill./Montini Catholic
28	Aidan Hall	LB	6-0	200	Fr.	Harlan, Iowa/Harlan
28	Kamari Moulton	RB	5-9	185	Fr.	Ft. Lauderdale, Fla./Cardinal Gibbons
29	Sebastian Castro	DB	5-11	205	Sr.	Oak Lawn, Ill./Richards
29	Judah Mallette	WR	5-11	178	Fr.	Chicago, Ill./Hope Academy
30	Quinn Schulte	DB	6-1	209	Sr.	Cedar Rapids, Iowa/Xavier
31	Nolan DeLong	LB	6-0	210	Fr.	Durant, Iowa/Durant
31	Eli Miller	FB	6-1	227	So.	Sedalia, Colo./Lipscomb Acad./Valor Christian
32	Ben Kueter	LB	6-3	220	Fr.	Iowa City, Iowa/Iowa City
33	Jackson Filer	DL	6-3	225	Jr.	Des Moines, Iowa/Dowling/Iowa Western CC
34	Jay Higgins ^	LB	6-2	233	Sr.	Indianapolis, Ind./Brebeuf Jesuit Prep
35	Tanner Pollock	LB	6-1	215	Jr.	Waterloo, Iowa/West/Drake
36	Jayden Montgomery	LB	5-10	225	#Fr.	Suamico, Wis./Bay Port
37	Kyler Fisher	LB	5-11	233	Sr.	Farmhamville, Iowa/SE Valley
38	Greg Fagan	LB	6-3	214	#Fr.	Council Bluffs, Iowa/St. Albert
39	Luke Elkin ^	LS	6-1	230	Jr.	Neenah, Wis./Neenah
39	Eric Epenesa	LB	6-3	206	So.	Glen Carbon, Ill./Edwardsville

NO.	NAME	POS.	HT.	WT.	YR.	HOMETOWN/HS/LAST SCHOOL
40	Josef Smith	LB	6-3	236	Jr.	Britt, Iowa/West Hancock
40	Jalyn Thompson	TE	6-2	246	Fr.	West Des Moines, Iowa/Dowling
41	Jaden Harrell	LB	6-2	237	So.	Urbandale, Iowa/Urbandale
41	Rusty VanWetzinga	FB	6-0	230	Fr.	Pleasant Valley, Iowa/Pleasant Valley
42	Zach Twedt	LB	6-3	242	So.	Story City, Iowa/Roland-Story
43	Karson Sharar	LB	6-2	235	So.	Iowa Falls, Iowa/Iowa Falls-Alden
44	Grant Leeper	TE	6-5	230	Fr.	Fort Wayne, Ind./Homestead
44	Kenneth Merriweather	DL	6-3	227	Fr.	Detroit, Mich./M.L. King
45	Deontae Craig	DL	6-3	266	Jr.	Ft. Wayne, Ind./Culver Academies
47	Jack Laughlin	LB	6-1	208	Fr.	Carlisle, Iowa/Carlisle
48	Max Llewellyn	DL	6-5	264	So.	Urbandale, Iowa/Urbandale
48	Zach Ortwerth	TE	6-3	220	Fr.	St. Louis, Mo./University
49	Ethan Hurkett	DL	6-3	260	Jr.	Cedar Rapids, Iowa/Xavier
49	Andrew Lentsch	TE	6-4	252	So.	West Des Moines, Iowa/Dowling
51	Luke Gaffney	DL	6-2	270	#Fr.	Robins, Iowa/Linn-Mar
52	Asher Fahey	OL	6-5	300	Jr.	Waukon, Iowa/Waukon
53	Michael Myslinski	OL	6-3	290	So.	Jacksonville, Fla./Bishop Kenny
54	Anterio Thompson	DL	6-3	293	So.	Dubuque, Iowa/Hempstead/Iowa Western CC
55	Jeremiah Pittman	DL	6-3	290		So. Palatine, Ill./St. Viator
56	Nick DeJong	OL	6-6	305	Sr.	Pella, Iowa/Pella
56	Maddux Borcharding-Johnson	DL	6-2	288	Fr.	Norwalk, Iowa/Norwalk
57	Will Hubert	DL	6-3	270	#Fr.	Omaha, Neb./Papillion-La Vista
58	Kade Pieper	OL	6-3	255	Fr.	Norfolk, Neb./Catholic
59	Griffin Liddle	OL	6-3	295	So.	Bettendorf, Iowa/Bettendorf
60	Rusty Feth	OL	6-3	310	Sr.	Colerain, Ohio/Colerain/Miami (Ohio)
61	Cael Winter	OL	6-3	253	Fr.	Waukegan, Iowa/Northwest
64	Leighton Jones	OL	6-2	290	Fr.	Brownsville, Ind./Brownsville
65	Logan Jones	OL	6-3	290	Jr.	Council Bluffs, Iowa/Lewis Central
66	Jeremy Chaplin	OL	6-2	280	So.	Waverly, Iowa/Waverly-Shell Rock
67	Gennings Dunker	OL	6-5	320	So.	Lena, Ill./Lena-Winslow
70	Beau Stephens	OL	6-6	319	So.	Blue Springs, Mo./Blue Springs
71	Jack Kotzler	OL	6-6	295	#Fr.	Waunakee, Wis./Waunakee
72	Kale Krogh	OL	6-5	300	#Fr.	Huxley, Iowa/Ballard
73	Kyson Van Vugt	OL	6-6	274	#Fr.	Sioux Center, Iowa/Western Christian
74	Trevor Lauck	OL	6-5	296	Fr.	Indianapolis, Ind./Roncalli
75	Cannon Leonard	OL	6-8	290	Fr.	Gilman, Ill./Iroquois West
76	Tyler Elsbury	OL	6-5	312	Jr.	Byron, Ill./Byron
77	Connor Colby ^	OL	6-6	311	Jr.	Cedar Rapids, Iowa/Kennedy
78	Mason Richman	OL	6-6	312	Jr.	Leawood, Kan./Blue Valley
79	Daijon Parker	OL	6-5	315	Sr.	Inkster, Mich./Westland John Glenn/Saginaw Valley St.
81	Cael Vanderbush	TE	6-4	225	#Fr.	Plainfield, Ind./Plainfield
82	Johnny Pascuzzi	TE	6-4	242	So.	Olathe, Kan./Rockhurst
83	Erick All	TE	6-5	250	Sr.	Fairfield, Ohio/Fairfield/Michigan
84	Jarriett Buie	WR	6-1	185	Fr.	Tampa, Fla./Jesuit
85	Luke Lachey	TE	6-6	253	Jr.	Columbus, Ohio/Grandview
85	Logan Lee	DL	6-5	291	Sr.	Orion, Ill./Orion
86	Jeff Bowie	DL	6-5	274	So.	West Branch, Iowa/West Branch
86	Steven Stilianos	TE	6-5	255	Sr.	Hayes, Va./Christchurch School/Lafayette
87	Andrew Kraus	DL	6-4	254	#Fr.	Barrington, Ill./Barrington
87	Addison Ostrenga ^	TE	6-4	255	So.	Sun Prairie, Wis./Sun Prairie
88	Hayden Large	FB	6-5	250	Sr.	Hudsonville, Mich./Unity Christian/Dordt University
89	Nico Ragaini	WR	6-0	190	Sr.	East Haven, Conn./Notre Dame/Avon Old Farms Prep
90	Brian Allen	DE	6-4	265	#Fr.	Lake in the Hills, Ill./St. Thomas More
91	Chase Brackney	DL	6-4	285	Fr.	Greenwood Village, Colo. Cherry Creek
92	Marshall Meeder	K	5-11	185	Sr.	Eaton Rapids, Mich./Eaton Rapids/Central Michigan
93	Anu Dokun	DE	6-3	245	Jr.	Iowa City, Iowa/West
94	Yahya Black	DL	6-5	315	Jr.	Marshall, Minn./Marshall
95	Aaron Graves ^	DL	6-4	293	So.	Dayton, Iowa/Southeast Valley
97	Caden Crawford	DL	6-4	263	#Fr.	Lansing, Kan./Lansing
97	Liam Reardon	LS	6-1	221	Jr.	Chicago, Ill./Mount Carmel
98	Chris Reames	DL	6-7	280	Sr.	Van Meter, Iowa/Van Meter
99	Ty Nissen	P	6-0	165	Jr.	Carroll, Iowa/Carroll/Iowa Western CC
99	Noah Shannon	DL	6-0	295	Sr.	Aurora, Ill./Oswego

# 2023 IOWA FOOTBALL ALPHABETICAL ROSTER

#	NAME	POS.	#	NAME	POS.	NAME	POS.	
83	Erick All	TE	34	Jay Higgins ^	LB	13	Reese Osgood	WR
90	Brian Allen	DE	10	Deacon Hill	QB	87	Addison Ostrenga ^	TE
6	Seth Anderson	WR	20	Deavin Hilson	DB	79	Daijon Parker	OL
15	Amare Bickham	DB	20	Dayton Howard	WR	82	Johnny Pascuzzi	TE
94	Yahya Black	DL	57	Will Hubert	DL	9	Jaziun Patterson	RB
56	Maddux Borcharding-Johnson	DL	49	Ethan Hurkett	DL	58	Kade Pieper	OL
7	Jacob Bostick	WR	10	Nick Jackson	LB	55	Jeremiah Pittman	DL
86	Jeff Bowie	DL	2	Kaleb Johnson ^	RB	19	Tommy Poholsky	QB
91	Chase Brackney	DL	64	Leighton Jones	OL	35	Tanner Pollock	LB
3	Kaleb Brown	WR	65	Logan Jones	OL	25	Ayden Price	WR
84	Jarriett Buie	WR	26	Kael Kolarik	DB	89	Nico Ragaini	WR
29	Sebastian Castro	DB	87	Andrew Kraus	DL	98	Chris Reames	DL
66	Jeremy Chaplin	OL	72	Kale Krogh	OL	97	Liam Reardon	LS
77	Connor Colby ^	OL	32	Ben Kueter	LB	12	Jaxon Rexroth	LB
45	Deontae Craig	DL	5	Joe Labas	QB	78	Mason Richman	OL
97	Caden Crawford	DL	85	Luke Lachey	TE	30	Quinn Schulte	DB
5	Teegan Davis	DB	11	Marco Lainez	QB	99	Noah Shannon	DL
17	Brenden Deasfernandes	DB	88	Hayden Large	FB	43	Karson Sharar	LB
3	Cooper DeJean ^	DB	74	Trevor Lauck	OL	40	Josef Smith	LB
56	Nick DeJong	OL	47	Jack Laughlin	LB	70	Beau Stephens	OL
31	Nolan DeLong	LB	8	Deshaun Lee	DB	18	Drew Stevens ^	K
93	Anu Dokun	DE	85	Logan Lee	DL	86	Steven Stilianos	TE
71	Jack Dotzler	OL	44	Grant Leeper	TE	14	Kahlil Tate	DB
67	Gennings Dunker	OL	49	Andrew Lentsch	TE	9	Tory Taylor ^	P
17	Alex Eichmann	WR	75	Cannon Leonard	OL	25	Kelby Telander	LB
39	Luke Elkin ^	LS	59	Griffin Liddle	OL	54	Anterio Thompson	DL
76	Tyler Elsbury	OL	48	Max Llewellyn	DL	40	Jalyn Thompson	TE
4	Koen Entringer	DB	6	Zach Lutmer	DB	42	Zach Twedt	LB
39	Eric Epenesa	LB	29	Judah Mallette	WR	23	Landyn Van Kekerix	LB
13	Joe Evans	DE	21	Watts McBride	DB	73	Kyson Van Vugt	OL
38	Greg Fagan	LB	26	Aidan McDermott	WR	81	Cael Vanderbush	TE
52	Asher Fahey	OL	12	Cade McNamara	QB	41	Rusty VanWetzinga	FB
60	Rusty Feth	OL	92	Marshall Meeder	K	0	Diante Vines	WR
33	Jackson Filer	DL	44	Kenneth Merrieweather	DL	8	Terrell Washington, Jr.	RB
37	Kyler Fisher	LB	31	Eli Miller	FB	21	Kaden Wetjen	WR
16	Graham Friedrichsen	WR	36	Jayden Montgomery	LB	22	Max White	RB
51	Luke Gaffney	DL	14	Alex Mota	WR	18	Alec Wick	WR
95	Aaron Graves ^	DL	28	Kamari Moulton	RB	4	Leshon Williams	RB
28	Aidan Hall	LB	53	Michael Myslinski	OL	61	Cael Winter	OL
2	TJ Hall ^	DB	7	John Nestor	DB			
41	Jaden Harrell	LB	99	Ty Nissen	P			
27	Jermari Harris	DB	1	Xavier Nwankpa ^	DB			
16	Jamison Heinz	DB	48	Zach Ortwerth	TE #			

## IOWA FOOTBALL PRONUNCIATION GUIDE

Head Coach Kirk <b>Ferentz</b>	FAIR-ints	72	Kale <b>Krogh</b>	CROW	43	Karson <b>Sharar</b>	SHIRE
Asst. Coach Brian <b>Ferentz</b>	FAIR-ints	32	Ben <b>Kueter</b>	KEY-tur	40	<b>Josef</b> Smith	JOSEPH
94 <b>Yahya</b> Black	WHY-yay	5	Joe <b>Labas</b>	LAY-bis	86	Steven <b>Stilianos</b>	stil-EE-ahn-os
86 <b>Jeff</b> Bowie	BO-ee	85	Luke <b>Lachey</b>	luh-SHAY	25	Kelby <b>Telander</b>	TEA-land-ir
84 <b>Jarriett</b> Buie	JAIR-ee-it BUOY	3	Marco <b>Lainez</b>	LIE-nez	54	<b>Anterio</b> Thompson	An-TAIR-ee-o
45 <b>Deontae</b> Craig	dee-AUHN-tae	74	Trevor <b>Lauck</b>	LAWCK	42	<b>Zach</b> Twedt	tweet
17 <b>Brenden</b> Deasfernandes	dee-EZ-fur-nan-dez	49	Andrew <b>Lentsch</b>	LENT-sch	23	<b>Landyn</b> Van Kekerix	van KECK-ur-x
3 <b>Cooper</b> DeJean	DEE-jean	59	Griffin <b>Liddle</b>	little	41	<b>Rusty</b> VanWetzinga	van-WET-zing-ah
56 <b>Nick</b> DeJong	dee-YOUNG	48	Max <b>Llewellyn</b>	lou-WELL-un	73	<b>Kyson</b> Van Vugt	van-VUCKED
71 <b>Jack</b> Dotzler	DOAT-zler	6	Zach <b>Lutmer</b>	LUT-mur	0	Diante Vines	dee-AUHN-tae
67 <b>Gennings</b> Dunker	Jennings	53	Michael <b>Myslinski</b>	miss-LIN-ski	8	<b>Terrell</b> Washington, Jr.	tuh-RELL
44 <b>Luke</b> Elkin	L-kin	1	Xavier <b>Nwankpa</b>	WAUM-puh	21	Kaden <b>Wetjen</b>	WEE-gin
4 <b>Koen</b> Entringer	CO-uhn IN-tring-ur	87	Addison <b>Ostrenga</b>	oh-STRAIN-guh	18	<b>Alec</b> Wick	wick
52 <b>Asher</b> Fahey	FAY-hee	79	<b>Daijon</b> Parker	DAY-zjaun			
16 <b>Graham</b> Friedrichsen	FREED-rick-son	82	Johnny <b>Pascuzzi</b>	pa-SKEW-zee			
41 <b>Jaden</b> Harrell	HAIR-uhl	9	<b>Jaziun</b> Patterson	JAZZ-ee-un			
27 <b>Jermari</b> Harris	jir-MAR-ee	58	Kade <b>Pieper</b>	PEEP-ur			
20 <b>Deavin</b> Hilson	DEV-in	35	Tanner <b>Pollock</b>	POL-ick			
48 <b>Ethan</b> Hurkett	HERK-it	89	Nico <b>Ragaini</b>	rag-uh-EE-knee			
26 <b>Kael</b> Kolarik	co-LAIR-ick	30	Quinn <b>Schulte</b>	SHUL-tee			

(For audio pronunciations, visit the Iowa football roster page on [hawkeyesports.com](http://hawkeyesports.com))

# 2023 IOWA FOOTBALL | DEPTH CHART VS ILLINOIS

## OFFENSE

Pos.	No.		Name	Ht.	Wt.	Yr.	Hometown (Previous School)
WR	89	****	Nico Ragaini	6-0	190	Sr.	East Haven, Conn. (Notre Dame/Avon Old Farms Prep)
	6		Seth Anderson	6-0	180	So.	Suwanee, Ga. (North Gwinnett/Charleston Southern)
TE	87	*	Addison Ostrenga ^	6-4	255	So.	Sun Prairie, Wis. (Sun Prairie)
	86		Steven Stilianos	6-5	255	Sr.	Hayes, Va. (Christchurch School/Lafayette)
LT	78	**	Mason Richman	6-6	312	Jr.	Leawood, Kan. (Blue Valley)
	71		Jack Dotzler	6-6	295	#Fr.	Waunakee, Wis. (Waunakee)
LG	60		Rusty Feth	6-5	310	Sr.	Colerain, Ohio (Colerain/Miami, Ohio)
	56	***	Nick DeJong	6-6	305	Sr.	Pella, Iowa (Pella)
C	76	**	Tyler Elsbury	6-5	312	Jr.	Byron, Ill. (Byron)
	66		Jeremy Chaplin	6-2	280	So.	Waverly, Iowa (Waverly-Shell Rock)
RG	77		Connor Colby ^	6-6	311	Jr.	Cedar Rapids, Iowa (Kennedy)
	58		Kade Pieper	6-3	255	Fr.	Norfolk, Neb. (Catholic)
RT	67	*	Gennings Dunker	6-5	320	So.	Lena, Ill. (Lena-Winslow)
	79		Daijon Parker	6-5	315	Sr.	Inkster, Mich. (Westland John Glenn/Saginaw Valley State)
WR	3		Kaleb Brown	5-10	197	So.	Chicago, Ill. (St. Rita/Ohio State)
	18	*	Alec Wick	6-1	193	So.	Iowa City, Iowa (Regina)
	7		Jacob Bostick	6-2	183	#Fr.	Palatine, Ill. (Palatine)
QB	10		Deacon Hill	6-3	258	So.	Santa Barbara, Calif. (Santa Barbara/Wisconsin)
	5		Joe Labas	6-4	213	So.	Brecksville, Ohio (Brecksville-Broadview Hts.)
RB	4	**	Leshon Williams	5-10	208	Jr.	Chicago, Ill. (Richards)
	9		Jaziun Patterson	5-10	204	#Fr.	Pompano Beach, Fla. (Deerfield Beach)
	2	*	Kaleb Johnson ^	6-0	222	So.	Hamilton, Ohio (Hamilton)
FB	88		Hayden Large	6-5	250	Sr.	Hudsonville, Mich. (Unity Christian/Dordt Univ.)
	41		Rusty VanWetzinga	6-0	230	Fr.	Pleasant Valley, Iowa (Pleasant Valley)

## DEFENSE

Pos.	No.		Name	Ht.	Wt.	Yr.	Hometown (Previous School)
LE	45	**	Deontae Craig	6-3	266	Jr.	Ft. Wayne, Ind. (Culver Academies)
	48		Max Llewellyn	6-5	264	So.	Urbandale, Iowa (Urbandale)
LT	94	**	Yahya Black	6-5	315	Jr.	Marshall, Minn. (Marshall)
	95	*	Aaron Graves ^	6-4	293	So.	Dayton, Iowa (Southeast Valley)
RT	85	**	Logan Lee	6-5	291	Sr.	Orion, Ill. (Orion)
	55		Jeremiah Pittman	6-3	290	So.	Palatine, Ill. (St. Viator)
RE	13	****	Joe Evans	6-2	252	Sr.	Ames, Iowa (Ames)
	49	*	Ethan Hurkett	6-3	260	Jr.	Cedar Rapids, Iowa (Xavier)
Leo/Cash	37	***	Kyler Fisher	5-11	233	Sr.	Farnhamville, Iowa (SE Valley)
	29	**	Sebastian Castro	5-11	205	Sr.	Oak Lawn, Illinois (Richards)
MLB	34	***	Jay Higgins ^	6-2	233	Sr.	Indianapolis, Ind. (Brebeuf Jesuit Prep)
	41		Jaden Harrell	6-2	237	So.	Urbandale, Iowa (Urbandale)
WLB	10		Nick Jackson	6-1	237	Sr.	Atlanta, Ga. (Lovett School/Virginia)
	37	***	Kyler Fisher	5-11	233	Sr.	Farnhamville, Iowa (SE Valley)
LC	3	**	Cooper DeJean ^	6-1	207	Jr.	Odebolt, Iowa (OA-BCIG)
	8		Deshaun Lee	5-10	187	#Fr.	Belleville, Mich. (Belleville)
SS	1	*	Xavier Nwankpa ^	6-2	210	So.	Pleasant Hill, Iowa (Southeast Polk)
	29	**	Sebastian Castro	5-11	205	Sr.	Oak Lawn, Ill. (Richards)
FS	30	**	Quinn Schulte	6-1	209	Sr.	Cedar Rapids, Iowa (Xavier)
	4		Koen Entringer	6-0	211	#Fr.	Ypsilanti, Mich. (Walled Lake Western)
RC	27	*	Jermari Harris	6-1	190	Jr.	Chicago, Ill. (Montini Catholic)
	20	*	Deavin Hilson	6-1	197	So.	Des Moines, Iowa (North)

## SPECIALISTS

PK .....	18	*	Drew Stevens ^	6-0	199	So.	North Augusta, S.C. (North Augusta)
PT .....	9	***	Tory Taylor ^	6-4	232	Sr.	Melbourne, Australia (Haileybury College)
Snaps .....	39	**	Luke Elkin ^	6-1	230	Jr.	Neenah, Wis. (Neenah)
Holder .....	9	***	Tory Taylor ^	6-4	232	Sr.	Melbourne, Australia (Haileybury College)
PR .....	3	**	Cooper DeJean ^	6-1	207	Jr.	Odebolt, Iowa (OA-BCIG)
KO .....	21		Kaden Wetjen	5-10	196	Jr.	Williamsburg, Iowa (Williamsburg/Iowa Western CC)

\* -- Letters won

^ -- Redshirt year still available

# -- Indicates redshirt freshman

**SMART • TOUGH • PHYSICAL • TOGETHER**