



IOWA FOOTBALL

IOWA HAWKEYES

(0-1, 0-1)

10/24	at Purdue*	L, 20-24
10/31	Northwestern*	2:30 p.m./ESPN
11/7	Michigan State*	11 a.m./ESPN
11/13	at Minnesota*	6 p.m./FS1
11/21	at Penn State*	TBD
11/27	Nebraska*	TBA/FOX/FS1
12/5	at Illinois*	TBD
12/12	Wisconsin*	TBD
12/19	Big Ten Championship Week	

* -- Big Ten Conference Game

NORTHWESTERN WILDCATS

(1-0, 1-0)

10/24	Maryland*	W, 43-3
10/31	at Iowa*	2:30 p.m./ESPN
11/7	Nebraska*	11 a.m./BTN
11/14	at Purdue*	TBD
11/20	Wisconsin*	TBD
11/28	at Michigan State*	TBD
12/5	at Minnesota*	TBD
12/12	Illinois*	TBD
12/19	Big Ten Championship Week	

* -- Big Ten Conference Game

2020 BIG TEN STANDINGS

WEST DIVISION

Team	Big Ten	Pct.	Overall	Pct.
Northwestern	1-0	1.000	1-0	1.000
Purdue	1-0	1.000	1-0	1.000
Wisconsin	1-0	1.000	1-0	1.000
Illinois	0-1	.000	0-1	.000
IOWA	0-1	.000	0-1	.000
Minnesota	0-1	.000	0-1	.000
Nebraska	0-1	.000	0-1	.000

EAST DIVISION

Team	Big Ten	Pct.	Overall	Pct.
Indiana	1-0	1.000	1-0	1.000
Michigan	1-0	1.000	1-0	1.000
Ohio State	1-0	1.000	1-0	1.000
Rutgers	1-0	1.000	1-0	1.000
Maryland	0-1	.000	0-1	.000
Michigan State	0-1	.000	0-1	.000
Penn State	0-1	.000	0-1	.000



The 14-week show will air on the following outlets:
 Mediacom MC 22: Wed., 6 p.m./Fri., 6:30 p.m./Sat., 10 a.m.
 KCWI Des Moines: Sat., Noon
 CFU Cedar Falls: Thurs., 7 p.m.
 KCRG Cedar Rapids: Sunday, 10:35 p.m.
 KCRG-D2 Cedar Rapids: Wed., 6 p.m. thru Dec. then returns to 7 p.m.
 KYOU Ottumwa: Sunday, 10 p.m.
 Big Ten Network: Thurs., 7:30 a.m.

IOWA vs. NORTHWESTERN



IOWA HAWKEYES

Record: 0-1, 0-1
 AP Ranking: NR
 Coaches Ranking: RV
 Head Coach: Kirk Ferentz
 Alma Mater: Connecticut
 Overall Record: 174-126 (25th yr)
 Record at Iowa: 162-105 (22nd yr)



NORTHWESTERN WILDCATS

Record: 1-0, 1-0
 AP Ranking: RV
 Coaches Ranking: RV
 Head Coach: Pat Fitzgerald
 Alma Mater: Northwestern
 Overall Record: 100-79 (15th yr)
 Record at School: 100-79 (15th yr)

THE SETTING

Date: Saturday, Oct. 31, 2020
 Location: Iowa City, Iowa
 Stadium: Kinnick Stadium (69,250)
 Surface: Field Turf
 Kickoff: 2:30 p.m. (CT)
 Series: Northwestern leads, 51-27-3
 TV: ESPN

Bob Wischusen, play-by-play

Dan Orlovsky, analyst

Allison Williams, reporter

Radio: Hawkeye Radio Network, KRUI

Gary Dolphin, play-by-play

Ed Podolak, color analyst

Rob Brooks, sideline reporter

Live Audio: hawkeyesports.com (Hawkeye All-Access)

Live Stats: hawkeyesports.com

Twitter: @TheIowaHawkeyes / @IowaFBLive

Satellite Radio: Sirius Channel 132; XM Channel 202



1 Kirk Ferentz's 162 wins in all games coached as a member of the Big Ten Conference tie Joe Paterno for 5th all-time in league history. He is one of 5 coaches in B1G history to win at least 150 games as a member of the conference. The top five includes Woody Hayes (202), Amos Alonzo Stagg (199), Bo Schembechler (194), Joe Paterno (162), and Ferentz (162).

2 QB Spencer Petras is making his first career start at Kinnick Stadium. He threw for 265 yards Week 1 at Purdue, the most by a Hawkeye quarterback in making his first career start since Jon Beutjer in 2000 (380 yards).

3 Iowa returns its top seven pass catchers from 2019. That group accounted for 19 of Iowa's 22 receptions in the season opener. LaPorta and Goodson tied for the team lead with five receptions. The five receptions tied Goodson's career high. LaPorta's 71 yards receiving were a team and career-high.

4 Since 1999, both of Kirk Ferentz's Big Ten championships have been with a first-year starting quarterback. Brad Banks led Iowa to a share of the conference title in 2002, and Drew Tate did the same in 2004. In 2015, first-year starter C.J. Beathard was given the keys to the offense and drove Iowa to the Big Ten championship game and Rose Bowl.

5 WR Ihmir Smith-Marsette returns as the top kickoff returner in Big Ten history. Smith-Marsette averages 29.4 yards on 48 career kickoff returns, the best in school and Big Ten history. He has 2,917 all-purpose yards, 17th all-time. He needs 83 all-purpose yards to become the 15th player in program history to reach 3,000 all-purpose yards.

6 RB Tyler Goodson made his fifth straight start in Week 1. He finished with team highs in carries (16) and rushing yards (77). He also tied for the team lead with five receptions, matching his career high.

7 K Keith Duncan is Iowa's all-time career leader in field goal percentage (85.1). He has made 40-of-47 career field goal attempts. He is 19-of-19 in his career inside 30 yards, and has made 38 consecutive PATs and seven consecutive field goals.

8 Iowa had two interceptions in the season opener and has 55 interceptions since 2017, tied for the most in the country over the last three-plus years (Florida Atlantic 55, Louisiana Tech 55, Clemson 54, Alabama 53).

9 Junior DT Daviyon Nixon tied his career high with seven tackles and senior LB Barrington Wade set a career best with five tackles Week 1 at Purdue. Both players were making their second career starts. Wade added his first career sack (nine yards) and first career

10 Iowa has won six straight home openers.



QB

**7 SPENCER PETRAS | SO | 6-5 | 231**

- San Rafael, California (Marin Catholic)*
- 1 career start/6 career games played
 - 265 passing yards in first career start, most by a Hawkeye in his first career start since 2000 (Jon Beutjer)
 - 2 career rushing TD (both 1-yard)
 - 2020 Leadership Group

WR

**12 BRANDON SMITH | SR | 6-2 | 215**

- Lake Cormorant, Mississippi (Lake Cormorant)*
- 20 career starts/35 career games played
 - 3 receptions, 34 yards in Week 1
 - 37 receptions, third on the team in '19
 - 7 career TD, 2 in '18 and 5 in '19
 - State champion high jumper in Mississippi (6' 6")

RB

**15 TYLER GOODSON | SO | 5-10 | 200**

- Suwanee, Georgia (North Gwinnett)*
- 5 career starts/14 career games played
 - Doak Walker Award preseason watch list
 - Team-high rush yards (77) & catches (T-5) in Week 1
 - 638 rushing yards led the team in 2019
 - First frosh to lead the team in rushing in program history

WR

**6 IHMIR SMITH-MARSETTE | SR | 6-1 | 179**

- Newark, New Jersey (Weequahic)*
- 17 career starts/38 career games played
 - Hornung/Biletnikoff preseason watch lists
 - Averages 29.4 yds on 48 KO returns, all-time B1G leader
 - Led team with 10 touchdowns (5 rec., 3 rush, 2 KOR) in '19
 - Led team in receiving (722) and all-purpose yards (1,333) in '19

RB

**10 MEKHI SARGENT | SR | 5-9 | 209**

- Key West, Florida (Key West)*
- 12 career starts/27 career games played
 - Doak Walker Award preseason watch list
 - 71 yards on 11 carries (6.5 avg.), with 1 TD in Week 1
 - Second on the team in rushing yards (563) in '19
 - 1,379 career rushing yards ranks 30th all-time

WR

**3 TYRONE TRACY, JR. | SO | 5-11 | 203**

- Camby, Indiana (Decatur Central)*
- 8 career starts/18 career games played
 - 36 rec., 589 yds (second on team), 3 TDs in '19
 - Career-high 130 receiving yards at Wisconsin in '19
 - 130 yards at WISC most by Iowa WR since 2012
 - 75-yard TD at WISC was longest scrimmage play of 2019

LT

**77 ALARIC JACKSON | SR | 6-6 | 315**

- Detroit, Michigan (Renaissance)*
- 35 career starts/35 career games played
 - 35 career starts, all at LT
 - Outland Trophy Preseason Watch List
 - Pre-season first-team AA (Pick Six Previews)
 - Second-team preseason AA (Athlon)

WR

**89 NICO RAGAINI | SO | 6-0 | 193**


- East Haven, Conn. (Notre Dame/Avon Old Farms Prep)*
- 3 career starts/17 career games played
 - 4 receptions, 61 yards Week 1, most among WR group
 - 46 receptions led team in '19
 - Tied for third on team with 439 receiving yards in '19
 - Career-high 7 catches and 55 yards vs. PSU in '19

LG

**64 KYLER SCHOTT | SO | 6-2 | 293**


- Coggon, Iowa (North Linn)*
- 8 career starts/10 career games played
 - First career start in Week 2 (RG) in '19
 - Missed weeks 4-8 w/injury, returned to start Week 9-13
 - Appeared in one game (3 snaps) in 2018
 - Redshirted in 2017 after joining team as a walk-on

FB

**38 MONTE POTTEBAUM | SO | 6-1 | 244**


- Larchwood, Iowa (West Lyon)*
- 0 career starts/13 career games played
 - Moved to FB from LB in '19 fall camp
 - 1 reception, 17 yards Week 1 (first career reception)
 - 1 career rushing attempt (0 yards)
 - Redshirted in '18 as a walk-on

C

**65 TYLER LINDERBAUM | SO | 6-3 | 288**


- Solon, Iowa (Solon)*
- 14 career starts/15 career games played
 - Rimington Award preseason watch list
 - 14 straight starts at center
 - First freshman to start at C since '06 (Raphael Eubanks)
 - Moved from DL to OL following 2018 regular season

TE

**84 SAM LAPORTA | SO | 6-4 | 249**


- Highland, Illinois (Highland)*
- 2 career start/13 career games played
 - John Mackey Award preseason watch list
 - Team high rec. yards (71) and catches (T-5) in Week 1
 - 1 of 8 true freshmen to see action in 2019
 - Career-high 6 rec. and 44 rec. yards at Holiday Bowl

RG

**61 COLE BANWART | JR | 6-4 | 296**

- Ottosen, Iowa (Algona)*
- 10 career starts/19 career games played
 - 2020 Leadership Group
 - Injured in Week 5 of '19, missed remainder of season
 - In 2018, started Weeks 1-2, 9-13 at RG
 - Redshirted in 2016

TE

**42 SHAUN BEYER | JR | 6-5 | 179**

- Shellsburg, Iowa (Cedar Rapids Kennedy)*
- 9 career starts/29 career games played
 - 1 reception, 3 yards Week 1
 - 8 career receptions, 120 yards
 - Moved from WR to TE following 2016 regular season
 - Three-time Academic All-Big Ten

RT

**51 COY CRONK | SR | 6-5 | 305**

- Lafayette, Indiana (Central Catholic/Indiana)*
- 1 career start/1 career game played at Iowa
 - 40 career starts (all at LT) from 2016-19 at Indiana
 - Outland Trophy preseason watch list
 - Joined Iowa in 2020 as Graduate Transfer from Indiana
 - Injured Week 4 at Indiana in '19, redshirted

K

**3 KEITH DUNCAN | SR | 5-10 | 180**

- Weddington, North Carolina (Weddington)*
- 2020 Lou Groza Award preseason watch list
 - 7-time preseason All-American
 - Iowa's all-time leader in FG percentage (40-47, 85.1%)
 - '19 Consensus All-American, Lou Groza Award finalist
 - '19 Bakken-Anderson Kicker of the Year in the Big Ten

DE

**57 CHAUNCEY GOLSTON | SR | 6-5 | 270***Detroit, Michigan (East English Village Prep)*

- 14 career starts/39 career games played
- Bronko Nagurski, Lott IMPACT preseason watch list
- 3 tackles, 1 pass break up Week 1
- 3 fumble recoveries in '19, sixth nationally
- 7 QBH ranked second on the team (Epenesa 9) in '19

DT

**54 DAVIYON NIXON | JR | 6-3 | 305***Kenosha, Wisconsin (Indian Trail/Iowa Western)*

- 2 career starts/14 career games played
- 7 tackles, 0.5 sack (5), 2.5 TFL (9) in Week 1
- 7 tackles Week 1 tied a career high
- Redshirted in 2018
- Second-team all-conference at Iowa Western CC in 2017

DT

**74 AUSTIN SCHULTE | SR | 6-4 | 283***Pella, Iowa (Pella)*


- 2 career starts/6 career games played
- First career starts Week 4-5
- Did not see action in 2017 or 2018, redshirted in 2016
- Team Leader Award, Defense in 2018
- Mechanical Engineering major

DE

**97 ZACH VANVALKENBURG | SR | 6-4 | 270***Zeeland, Michigan (Zeeland West)*

- 1 career start/12 career games played
- First career start Week 1
- Played 2017-18 at Hillsdale College (Division II)
- Midwest Athletics Conference D-Lineman of the Year in '18
- Interdisciplinary Studies major

LB

**49 NICK NIEMANN | SR | 6-4 | 233***Sycamore, Illinois (Sycamore)*

- 14 career starts/38 career games played
- 8 tackles Week 1, second on team, started at MLB
- 1st career INT in Holiday, returned 25 yards for TD
- Career-high 10 tackles vs. Wisconsin in 2018
- Son of Hawkeye assistant coach Jay Niemann

LB

**5 JESTIN JACOBS | R-FR | 6-4 | 228***Englewood, Ohio (Northmont)*

- 1 career starts/1 career game played
- First career start, 1st career appearance Week 1
- 1 tackle Week 1
- Redshirted in 2019, did not see action
- 2018 Army All-American

LB

**35 BARRINGTON WADE | SR | 6-1 | 236***Skokie, Illinois (Niles North)*


- 2 career starts/26 career games played
- 2nd career start Week 1
- 5 tackles, first career sack (9) and INT (16) Week 1
- 5 tackles Week 1 were a career high
- Enterprise Leadership major

DL

**99 NOAH SHANNON | SO | 6-0 | 294***Aurora, Illinois (Oswego)*

- 0 career starts/8 career games played
- 2 tackles, 0.5 sacks (5 yards) Week 1
- 6 career tackles, 1 forced fumble, 1 fumble recovery
- Redshirted in 2018, did not see action
- Enterprise Leadership major

DB

**8 MATT HANKINS | SR | 6-0 | 180***Lewisville, Texas (Marcus)*


- 20 career starts/31 career games played
- 4 tackles, 1 INT (9 yards) Week 1
- 58 tackles, 7 breakups, 2 INT in '19
- 131 career tackles, 3 INTs
- Career-high 11 tackles Week 7 vs. Purdue in '19

SS

**4 DANE BELTON | SO | 6-1 | 205***Tampa, Florida (Jesuit)*

- 5 career starts/9 career games played
- 4 tackles, 1 pass break up Week 1
- 2020 Leadership Group
- First career start at Northwestern (5 tackles) in '19
- 25th true freshman (8th DB) in the Ferentz era to start

FS

**28 JACK KOERNER | JR | 6-0 | 205***Des Moines, Iowa (Dowling)*


- 12 career starts/26 career games played
- Tied career-high 13 tackles Week 1 (1 TFL, 1 yard)
- 81 tackles ranked second on the team in '19
- 2020 Leadership Group
- Two-time Academic All-Big Ten

DB

**33 RILEY MOSS | JR | 6-1 | 190***Ankeny, Iowa (Centennial)*

- 8 career starts/23 career games played
- 7 tackles, 1 pass breakup Week 1
- 2 interceptions, 3 breakups in '19
- 2 INTs at MINN in first career start (Oct. 6, 2018)
- BIG Freshman of the Week following MINN game (2018)

DB

**20 JULIUS BRENTS | SO | 6-2 | 200***Indianapolis, Indiana (Warren Central)*


- 5 career starts/12 career games played
- Tied career high with 4 tackles Week 1 at Purdue
- First career INT in first career start at Minnesota in '19
- 2020 Leadership Group
- 1-of-7 true freshmen to start in secondary under Ferentz

DL

**92 JOHN WAGGONER | SO | 6-5 | 274***Des Moines, Iowa (Dowling)*


- 0 career start/11 career games played
- 1 tackle Week 1 at Purdue
- 4 career tackles, 1 career sack
- 2019 Academic All-Big Ten
- High School teammate of Jack Koerner and Gavin Williams

DL

**96 JACK HEFLIN | SR | 6-4 | 312***Prophetstown, Illinois (Erie-Prophetstown/NIU)*

- 1 career starts/1 career games played (at Iowa)
- Joined Iowa in '20 as graduate transfer from Northern Ill.
- 2 tackles in Week 1, making first career start at Iowa
- '19 honorable mention All-American (Football Pro Focus)
- Second-team All-MAC by league coaches in '19

P

**9 TORY TAYLOR | FR | 6-4 | 225***Melborne, Australia (Haileybury College HS)*

- 1 career start/1 career game played (at Iowa)
- 44.2 punt avg. on 6 punts Week 1 (4th BIG, 20th NCAA)
- Australian football player
- Did not compete as punter in high school
- Listed as first-team punter heading into season opener

GENERAL INFORMATION

Location: Iowa City, Iowa
Founded: 1847
Enrollment: 30,448
President: Bruce Harreld
Director of Athletics: Gary Barta
Conference: Big Ten (West Division)
Nickname: Hawkeyes
Mascot: Herky
Colors: Black and Gold (PMS 116)
First Year of Football: 1889
All-Time Record: 660-560-39
All-Time Bowl Record: 16-15-1
National Champions: 1921, '22 '56, '58, '60

STADIUM INFORMATION

Stadium: Kinnick Stadium
Opened: 1929
Capacity: 69,250
Playing Surface: Field Turf
All-Time Record: 295-187-15

UI ATHLETIC COMMUNICATIONS

Basic Offense: Multiple
Basic Defense: 4-3
Lettermen Returning in 2019:
41 (18 offense, 21 defense, 2 specialist)
Letterman Lost:
26 (10 offense, 12 defense, 4 specialist)
Starters Returning/Lost: 13/14

UI ATHLETIC COMMUNICATIONS

Office: (319) 335-9411
Director (Contact): Steve Roe
E-Mail: steven-roe@uiowa.edu
Associate (Secondary Contact): Matt Weitzel
E-Mail: matthew-weitzel@uiowa.edu
Associate: Chris Brewer
E-Mail: ... christopher-brewer@uiowa.edu
Associate: James Allan
E-Mail: james-allan@uiowa.edu
Administrative Assistant: Rhonda Wetjen
E-Mail: rhonda-wetjen@uiowa.edu

Mailing Address:
 S300 Carver-Hawkeye Arena
 Iowa City, IA 52242-1020

FOLLOW THE #HAWKEYES

Hawkeye fans join the twitter conversation during each game by following @IowaFBLive and @TheIowaHawkeyes. Also, fans are encouraged to include #Hawkeyes in your tweets. Get insider information about the Iowa football team at @HawkeyeFootball.

PETRAS THROWS FOR 265 YARDS IN FIRST CAREER START

QB Spencer Petras threw for 265 yards Week 1, the most by a Hawkeye quarterback in making his first career start since Jon Beutjer in 2000 (380 yards). Petras was the fifth Hawkeye quarterback under Ferentz to make his first career start on opening day. He led the Iowa offense to 460 total yards, its highest total in a Big Ten game since 2018 against Indiana (479).

Petras entered the season with 11 career pass attempts. He was 0-1 as a true freshman in 2018, and 6-10 for 25 yards as a redshirt freshman in 2019. He has no career touchdowns or interceptions in three career games played. He has two career rushing touchdowns (1, 1).

Since 1999, both of Kirk Ferentz's Big Ten championships have been with a first-year starting quarterback. Brad Banks led Iowa to a share of the conference title in 2002, and Drew Tate did the same in 2004. In 2015, first-year starter C.J. Beathard was given the keys to the offense and drove Iowa to the Big Ten championship game and Rose Bowl.

Ferentz teams have also finished in the Associated Press top 10 on five occasions, and in four of those seasons the Hawkeyes were led by a first-year starter -- Banks in 2002, Nathan Chandler in 2003, Tate in 2004, and Beathard in 2015.

Under Ferentz, First Quarterback Start at Kinnick Stadium

Year	Quarterback	Opponent (result)	Comp	Att.	Yards	TDs	INTs
2020	Petras	Northwestern					
2017	Stanley	Wyoming (W, 24-3)	8	15	125	3	1
2015	Beathard	Illinois State (W, 31-14)	15	24	211	1	0
2013	Rudock	N. Illinois (L, 30-27)	21	37	256	1	2
2009	Vandenberg	Minnesota (W, 12-0)	11	24	117	0	1
2008	Stanzi	Florida Int'l (W, 42-0)	8	10	162	3	0
2006	Christensen	No. Illinois (W, 24-14)	19	30	256	2	1
2004	Tate	Kent State (W, 39-7)	13	22	136	2	1
2003	Chandler	Miami, Ohio (W, 21-3)	12	19	129	2	0
2002	Banks	Akron (W, 57-21)	5	8	125	2	0
2000	Beutjer	Michigan St. (W, 21-16)	17	25	146	1	0

NEW DRIVER, EXPERIENCED WHEELS

Iowa returns its top seven pass catchers from 2019, including wide receivers Nico Ragaini, Brandon Smith, Ihmir Smith-Marsette, and Tyrone Tracy; running backs Tyler Goodson and Mekhi Sargent; and tight end Sam LaPorta. The group combined for 216 receptions, 2,681 yards, and 15 touchdowns. Those numbers include 89 percent of last year's total receptions, 90 percent of last year's receiving yards, and 94 percent of last year's receiving touchdowns. That group accounted for 19 of Iowa's 22 receptions in the season opener. LaPorta and Goodson tied for the team lead with five receptions. The five receptions tied Goodson's career high. LaPorta's 71 yards receiving were a team and career high.

GOODSON LEADS GROUND GAME

RB Tyler Goodson made his fifth straight start in Week 1. He finished with team-highs in carries (16) and rushing yards (77). He also tied for the team lead with five receptions, matching his career high.

Goodson started the final four games of 2020 and became the first true freshman in program history to lead the team in single-season rushing yards (638). The last redshirt freshman to lead Iowa in single-season rushing yards was Ladell Betts in 1998 (679 yards). Goodson led the team with five rushing touchdowns, and had 24 receptions for 166 yards. His 158 combined touches led the team.

In Iowa's 23-19 win against #7 Minnesota in Week 10, Goodson became the first true freshman to start at running back under Ferentz since 2012 (Greg Garmon).

HAWK TALK WITH KIRK FERENTZ

Head Coach Kirk Ferentz is featured on "Hawk Talk with Kirk Ferentz" each week during the regular season. This year's show will be held virtually and streamed live from 6:30-8 p.m. (CT) on the Hawkeye Radio Network, KCRG 9.2 and the Hawkeye Radio Network YouTube channel.



HEAD COACH KIRK FERENTZ

Kirk Ferentz (pronounced FAIR-rintz, rhymes with parents) is in his 22nd season as head coach at Iowa. He is the dean of NCAA Division I football coaches and is Iowa's all-time winningest coach, surpassing Hayden Fry in 2019. His contract runs through the 2025 season.



- Named Big Ten Coach of the Year for the fourth time in his career (2002, 2004, 2009, 2015). Only Michigan's Bo Schembechler (6) has more conference coach of the year awards.
- Guided Iowa to Big Ten titles in 2002 and 2004, and the Big Ten West Division title in 2015.
- Named Woody Hayes, Eddie Robinson, and Bobby Dodd Coach of the Year in 2015. Was a finalist for the Maxwell Football Club, Paul "Bear" Bryant Coach of the Year award.
- Ferentz is tied for fourth all-time with 162 overall wins as a member of the Big Ten. He has 97 Big Ten wins, which ranks fourth all-time.
- Named the 2002 Associated Press and Walter Camp National Coach of the Year and AFCA Regional Coach of the Year.
- Iowa has made two BCS bowl appearances, including a 24-14 win in the 2010 FedEx Orange Bowl, and one CFP Bowl (2016).
- Iowa has played in 11 January bowl games with five January bowl victories (2004 Outback Bowl, 2005 Capital One Bowl, 2009 Outback Bowl, 2010 FedEx Orange Bowl, 2019 Outback Bowl).
- Iowa has posted a 153-84 (.645) overall mark and an 93-62 (.600) Big Ten record since 2001. Ferentz has placed in the top one-half of the conference 14 times, including Big Ten titles in 2002 and 2004, a second-place finish in 2009, and a West Division title in 2015.
- At Iowa, Ferentz holds an overall record of 162-105 (.607) and a 97-76 (.561) mark in Big Ten games. He is Iowa's all-time winningest football coach with 162 wins. In 25 seasons as a college head coach, he holds a career mark of 174-126 (.580).
- The only Division I head coach to coach three sons at the same college. Brian, an assistant coach since 2012 and Iowa's offensive coordinator, was a Hawkeye letterman from 2003-05. James was a three-year starter on the Hawkeye offensive line before graduating in May, 2013. Steven was a senior offensive lineman in 2016.

FERENTZ COACHING RECORD AT IOWA (22nd year)

YEAR	OVERALL	(PCT)	BIG TEN	(PCT)	BOWL
2020	0-1	.000	0-1	.000	TBD
2019	10-3	.769	6-3	.667	Holiday
2018	9-4	.692	5-4	.556	Outback
2017	8-5	.615	4-5	.444	Pinstripe
2016	8-5	.615	6-3	.667	Outback
2015	12-2	.857	8-0	1.000	Rose
2014	7-6	.538	4-4	.500	TaxSlayer
2013	8-5	.615	5-3	.625	Outback
2012	4-8	.333	2-6	.250	---
2011	7-6	.538	4-4	.500	Insight
2010	8-5	.615	4-4	.500	Insight
2009	11-2	.846	6-2	.750	Orange
2008	9-4	.692	5-3	.625	Outback
2007	6-6	.500	4-4	.500	---
2006	6-7	.462	2-6	.250	Alamo
2005	7-5	.583	5-3	.625	Outback
2004	10-2	.833	7-1	.875	Capital One
2003	10-3	.769	5-3	.625	Outback
2002	11-2	.846	8-0	1.000	Orange
2001	7-5	.583	4-4	.500	Alamo
2000	3-9	.250	3-5	.375	---
1999	1-10	.091	0-8	.000	---
Overall	162-105	.607	97-76	.561	

FERENTZ MOVES UP BIG TEN CHARTS

Head coach Kirk Ferentz has 97 Big Ten wins as Iowa's head coach, the fourth most of any coach in Big Ten Conference history.

Ferentz's 162 wins in all games coached as a member of the Big Ten Conference tie Joe Paterno for fifth all-time in league history. He is one of five coaches in Big Ten Conference history to win at least 150 games as a member of the Big Ten Conference. The top five includes Woody Hayes (202), Amos Alonzo Stagg (199), Bo Schembechler (194), Joe Paterno (162), and Ferentz (162).

Ferentz (162-103) became Iowa's all-time winningest coach on Sept. 1, 2018. The Hawkeyes defeated Northern Illinois, 33-7. It was Ferentz's 144th win as Iowa's head coach, one more than his predecessor, Hayden Fry (143-89-6). Fry coached Iowa for 20 years (1979-98). Ferentz is in his 22nd season in 2020.

Both Ferentz (162, 97) and Fry (143, 96) rank in the top five in overall wins and Big Ten wins. Only Iowa and Michigan have two coaches ranked in the top 10 of both win categories (Bo Schembechler 194, 143; and Lloyd Carr 122, 81).

Iowa is the only school in the country to have just two head football coaches since 1979.

FERENTZ TOPS IN LONGEVITY

Kirk Ferentz enters his 22nd season as Iowa's head football coach in 2020. He is the longest tenured active head coach in college football. Ferentz was named Iowa head coach on Dec. 2, 1998. Gary Patterson of TCU is No. 2 in coaching tenure. Patterson's first year with the Horned Frogs was 2001. Among Big Ten coaches, only Pat Fitzgerald (2006) has been at his current school for 10 seasons or more. Iowa is the only school to have just two head football coaches since 1979.

Defensive coordinator Phil Parker enters his 22nd season on Iowa's staff, his ninth as defensive coordinator. He is the longest tenured defensive coordinator in FBS.

Quarterbacks coach Ken O'Keefe was on Ferentz's original coaching staff before he left for the NFL following the 2011 season. He returned to Iowa in 2017 to coach Iowa's quarterbacks.

Ferentz is the only Division I coach to coach three sons. Brian Ferentz, a former Hawkeye letterman and captain (2003-05), enters his eighth season on Iowa's coaching staff. James Ferentz was a three-year starter on the Hawkeye offensive line and a team captain before graduating in 2013. Steven was an offensive lineman and letterwinner in 2015 and 2016.

REINVENTING THE STADIUM WAVE

In a tradition that started at the 2017 season opener, players, coaches, and fans inside Kinnick Stadium exchange waves at the end of the first quarter with patients and families inside the UI Stead Family Children's Hospital. The tradition will continue in 2020, with limited fans inside Kinnick Stadium.

The UI Stead Family Children's Hospital opened in 2017. It is connected to the south end of the University of Iowa Hospitals and Clinics and overlooks Kinnick Stadium from the southeast grandstands. During Iowa football home games, patients and their families can watch the game from the top floor (Level 12), one of the highest vantage points in Iowa City.

The University of Iowa football program received the prestigious 2017 Disney Sports Spirit Award after launching the heart-warming tradition that touched the lives of scores of young patients at the University's Stead Family Children's Hospital.



OVERALL WINS

(all games played as member of B1G)

	Coach, Team	Wins	Seasons	Years
1.	Woody Hayes, OSU	205	28	1951-78
2.	Amos Alonzo Stagg, CHI	199	37	1896-32
3.	Bo Schembechler, MICH	194	21	1969-89
4.	Kirk Ferentz, IOWA	162	21	1999-pr.
	Joe Paterno, PSU	162	19	1993-11
6.	Hayden Fry, IOWA	143	20	1979-98
7.	Henry Williams, MINN	136	22	1900-21
8.	Robert Zuppke, ILL	131	29	1913-41
9.	Lloyd Carr, MICH	122	13	1995-07
10.	Barry Alvarez, WIS	119	18	1990-05

BIG TEN CONFERENCE WINS

	Coach, Team	Wins	Seasons	Years
1.	Woody Hayes, OSU	153	28	1951-78
2.	Bo Schembechler, MICH	143	21	1969-89
3.	Amos Alonzo Stagg, CHI	115	37	1896-32
4.	Kirk Ferentz, IOWA	97	21	1999-pr.
5.	Hayden Fry, IOWA	96	20	1979-98
6.	Joe Paterno, PSU	95	19	1993-11
7.	Lloyd Carr, MICH	81	13	1995-07
8.	Robert Zuppke, ILL	76	29	1913-41
9.	Duffy Daugherty, MSU	72	19	1954-72
10.	John Cooper	70	13	1988-00

HAWKEYES UNDER FERENTZ

Overall	162-105
vs. ranked teams.....	30-46
vs. unranked teams	131-59
vs. Big Ten teams	97-77
vs. Big Ten teams (home).....	54-29
vs. Big Ten teams (away).....	43-47
vs. Big Ten teams (neutral)	0-1
When rushing for 150 yards or more	102-18
When rushing for 200 yards or more	65-6
When passing for 250 yards or more	47-26
When passing for 300 yards or more	16-8
When Iowa player rushes for 100 yards	90-25
When opponent has 100-yard rusher	22-48
When opponent has 300-yard passer	18-13
When scoring 30 points or more.....	89-9
When scoring 20 points or more.....	124-43
When opponent scores 25 points or more.....	19-62
When holding opponent to 10 pts or less	63-2
When Iowa scores first	123-35
When Iowa leads at halftime.....	132-27
When Iowa trails at halftime	23-76
When game is tied at halftime	8-5
When Iowa leads after 3 quarters	137-19
When Iowa trails after 3 quarters.....	17-80
When game is tied after 3 quarters.....	8-6
Games decided by 11 points or more	94-35
Games decided by 10 points or less	53-56
Games decided by 7 points or less	43-54
Games decided by 3 points or less	21-33
When Iowa has a positive turnover margin	98-24
When opponent has a positive turnover margin	23-55
When the turnover margin is equal	37-23
When returning a punt/kickoff for a score	12-6
Overtime games	7-5
When temperature is 50 degrees or above.....	108-76
When temperature is below 50 degrees	51-26
When temperature is over 90 degrees.....	4-4
When raining:.....	14-9

THE SERIES

Iowa holds a 51-27-3 advantage in the series that began with a 12-6 Iowa victory in 1897. The Hawkeyes are 26-11 all-time in games played in Iowa City.

Iowa won 21 consecutive games over Northwestern prior to a 31-20 Wildcat win in 1995 in Evanston. The Wildcats hold a 13-10 advantage since snapping that Hawkeye win streak. Iowa won the last meeting, 20-0, in Evanston. Here are the series results:

10/16/1897	W	12-6	*9/16/78	W	20-3
11/23/00	T	5-5	10/13/79	W	58-6
10/08/10	L	5-10	*10/18/80	W	25-3
*11/25/11	W	6-0	10/03/81	W	64-0
10/29/13	L	14-25	*10/02/82	W	45-7
11/07/14	W	27-0	*10/08/83	W	61-21
*10/16/15	W	9-6	10/06/84	W	31-3
11/11/16	L	13-20	10/26/85	W	49-10
11/17/17	L	14-25	*10/25/86	W	27-20
*11/16/18	W	23-7	11/07/87	W	52-24
11/08/19	W	14-7	*11/05/88	W	35-10
*11/06/20	W	20-0	10/28/89	W	35-22
11/19/21	W	14-0	*10/27/90	W	56-14
*11/25/22	W	37-3	11/16/91	W	24-10
11/24/23	W	17-14	*11/14/92	W	56-14
*11/20/26	L	6-13	11/13/93	W	23-19
11/29/27	L	0-12	*11/12/94	W	49-13
*11/21/31	L	0-19	11/11/95	L	20-31
11/19/32	L	6-44	*11/09/96	L	13-40
10/07/33	W	7-0	11/15/97	L	14-15
10/06/34	W	20-7	*10/10/98	W	26-24
11/23/35	T	0-0	10/16/99	L	21-23
10/03/36	L	7-18	*11/11/00	W	27-17
11/25/39	T	7-7	11/10/01	W	59-16
*10/22/49	W	28-21	*11/9/02	W	62-10
11/14/52	W	39-14	11/5/05	L	27-28
10/26/57	W	6-0	*11/4/06	L	7-21
*10/25/58	W	26-20	11/3/07	W	28-17
*10/03/59	L	10-14	*9/27/08	L	17-22
10/01/60	W	42-10	*11/7/09	L	10-17
10/23/65	L	0-9	11/13/10	L	17-21
*10/22/66	L	15-24	*10/15/11	W	41-31
11/11/67	L	24-39	10/27/12	L	28-17
*11/09/68	W	68-34	*10/26/13	W	17-10 (OT)
*10/09/71	L	3-28	*11/1/14	W	48-7
10/14/72	W	23-12	10/17/15	W	40-10
10/13/73	L	15-31	*10/1/16	L	31-38
*10/12/74	W	35-10	10/21/17	L	10-17
11/01/75	W	24-21	*11/10/18	L	10-14
*10/30/76	W	13-10	10/26/19	W	20-0
*9/10/77	W	24-0			

* - - at Iowa City



IOWA CAREER
RECEIVING YARDS

Name	Rec-Yards	Years
1. Marvin McNutt, Jr.	170-2,861	2008-11
2. D. Johnson-Koulianos	173-2,616	2007-10
3. Tim Dwight	139-2,271	1994-97
4. Danan Hughes	146-2,216	1989-92
5. Ronnie Harmon	146-2,045	1982-85
6. Kevin Kasper	157-1,974	1997-00
7. Dave Moritz	109-1,912	1980-83
8. Kahlil Hill	152-1,892	1998-01
9. Clinton Solomon	118-1,864	02, 04-05
10. Harold Jasper	107-1,863	1991-94
=====		
24. Robert Smith	69-1,438	1983-86
25. Andy Brodell	91-1,395	2005-08
26. Keith Chappelle	86-1,377	1979-80
27. Kerry Reardon	81-1,361	1968-70
28. Dallas Clark	81-1,281	2001-02
29. Bill Schultz	57-1,272	1973-76
30. Ihmir Smith-Marsette	85-1,270	2017-pr.

IOWA CAREER
ALL-PURPOSE YARDS

Name	Rec-Yards	Years
1. Sedrick Shaw	5,043	1993-96
2. Ronnie Harmon	4,985	1982-85
3. Tim Dwight	4,890	1994-97
4. Ladell Betts	4,397	1998-01
5. D. Jn-Koulianos	4,256	2007-10
6. Tavian Banks	4,155	1994-97
7. Albert Young	4,121	2004-07
8. Kahlil Hill	3,966	1998-01
9. Akrum Wadley	3,904	2014-17
10. Danan Hughes	3,374	1989-92
=====		
11. Tony Stewart	3,348	1991-94
12. Harold Jasper	3,333	1991-94
13. Levi Mitchell	3,267	1969-71
14. Fred Russell	3,142	2001-03
15. Owen Gill	3,019	1981-84
16. Marvin McNutt, Jr.	2,924	2008-11
17. I. Smith-Marsette	2,899	2017-pr.

BIG TEN CAREER KICKOFF RETURN
AVERAGE (Minimum 40)

Name (KOR-Yards)	Avg.	Years
1. Ihmir Smith-Marsette, IOWA (48-1,344)	29.6	2018-Pr.
2. Stan Brown, PUR (49-1,412)	28.8	1968-70
3. Desmond Howard, MICH (45-1,211)	26.9	1989-91
4. Jordan Hall, OSU (49-1,308)	26.7	2010-13
5. Anthony Carter, MICH (63-1,606)	26.3	1979-82
6. Curtis Duncan, NU (50-1,308)	26.2	1983-86
7. Ameer Abdullah, NEB (61-1,592)	26.1	2011-14
8. Kahlil Hill, IOWA (58-1,509)	26.0	1998-01
Raheem Mostert, PUR (88-2,289)	26.0	2011-14
Desmond King, IOWA (56-1,458)	26.0	2013-17
11. William Likely, MD (87-2,233)	25.7	2013-16

RETURN TO SENDER

Senior WR Ihmir Smith-Marsette returns as the top kickoff returner in Big Ten history. Smith-Marsette averages 29.4 yards on 48 career kickoff returns, the best in school and Big Ten history. Smith-Marsette has 1,409 kickoff return yards, third all-time in program history (Douthitt 1,762; Johnson-Koulianos 1,575; Hill 1,509; King 1,458).

In 2019, Smith-Marsette became the first player in school history to return two kickoffs for a touchdown in the same season. He did it in consecutive games to end the season. He had a 95-yard kickoff return for a touchdown against Nebraska, tying for the 10th longest in school history, and a 98-yard return against USC at the Holiday Bowl, the seventh longest in school history, an Iowa bowl record, and tying a Holiday Bowl record.

Smith-Marsette is Iowa's top returner in receiving yards (722) and all-purpose yards (1,333), and ranked second on the team in receptions (44). He had a team-high 10 touchdowns; five receiving, three rushing, and two kickoff returns. He set a career high with 121 receiving yards in Week 11, his second career 100-yard receiving game (Rutgers, 113).

Smith-Marsette has 1,270 career receiving yards, 30th all-time in program history. He has 2,917 all-purpose yards, 17th all-time. He needs 83 all-purpose yards to become the 15th player in program history to reach 3,000 all-purpose yards.

Smith-Marsette scored three touchdowns at the 2019 Holiday Bowl (all in the first half), tying Shonn Greene's Iowa bowl record. He is the second Hawkeye in program history to score a touchdown via rush, reception, and kickoff return, in a single game (George Rice, vs. Purdue in 1951). He is the first college player since 1998 (Deuce McAllister, Independence Bowl) to score a touchdown via rush, reception, kickoff return in a bowl game.

BIG TEN BOWL GAMES SINCE 2001

Iowa has posted a 9-8 bowl record under head coach Kirk Ferentz, and has won its last three bowl games, tying its longest such streak in program history. Ferentz's nine bowl wins tie Barry Alvarez for second in Big Ten history (Joe Paterno, 10).

The Hawkeyes have been bowl eligible 18 times in the last 19 seasons.

Since the 2001 season, only Ohio State (10) has more bowl wins (including FCS Playoffs and the BCS championship game), than Iowa. The following is the record for Big Ten teams in bowl games since 2001:

Team	Record	Pct.	Team	Record	Pct.
Ohio State	10-8	.556	Nebraska	6-8	.429
IOWA	9-8	.529	Maryland	5-5	.500
Wisconsin	9-9	.500	Purdue	4-6	.400
Penn State	8-8	.500	Northwestern	4-7	.364
Michigan State	7-7	.500	Michigan	4-12	.250
Minnesota	7-7	.500	Illinois	2-4	.333
Rutgers	6-3	.667	Indiana	0-4	.000

GOING THE OTHER WAY

Iowa has 55 interceptions since 2017, tied for the most in the country over the last three-plus years (Florida Atlantic 55, Louisiana Tech 55, Clemson 54, Alabama 53).

The Hawkeyes intercepted two passes in the season opener. LB Barrington Wade recorded the first of his career, and CB Matt Hankins recorded his third.

Iowa intercepted at least one pass in the final seven games of the 2019 season, including a 25-yard interception return for a touchdown by LB Ben Niemann at the 2019 Holiday Bowl. Niemann's interception was the first of his career, Iowa's final score of the season, and extended the Hawkeyes' streak with a pick-six to 12 consecutive seasons. Iowa has had at least one interception returned for a touchdown in 17 of the last 19 seasons.

The Iowa secondary returns two starters from 2019 in cornerback Matt Hankins and safety Jack Koerner. In addition, Dane Belton started four games at the "cash" position last year as a true freshman. He is expected to split time between "cash" and safety to start the season.



IOWA CAREER
SCORING

Name	PTS	TD-PAT-FG	YEARS
1. Nate Kaeding	373	1-166-67	2000-03
2. Mike Meyer	324	0-141-61	2010-13
3. Rob Houghtlin	290	0-128-54	1985-87
4. Tom Nichol	277	0-142-45	1981-84
5. Kyle Schlicher	260	0-107-51	2004-06
6. Tavian Banks	218	36-1-0	1994-97
Zach Bromert	218	0-140-26	1995-98
8. Sedrick Shaw	214	35-2-0	1993-96
Jeff Skillett	214	0-112-34	1988-91
10. Akrum Wadley	210	35-0-0	2014-17
=====			
11. Mark Weisman	198	33-0-0	2011-14
12. Keith Duncan	192	0-72-40	2016-pr.
Tim Dwight	192	32-0-0	1994-97
Ronnie Harmon	192	32-0-0	1982-85

CAREER FG MADE (SINCE 1979)

Name	FGM	FGA	PCT.
1. Nate Kaeding (2000-03)	67	83	.807
2. Mike Meyer (2010-13)	61	80	.763
3. Rob Houghtlin (1985-87)	54	80	.675
4. Kyle Schlicher (2004-06)	51	67	.761
5. Tom Nichol (1981-84)	45	74	.608
6. Keith Duncan (2016-pr.)	40	47	.851
7. Jeff Skillett (1988-91)	34	62	.548
8. Daniel Murray (2007-09)	32	45	.711
9. Miguel Recinos (2016-18)	29	38	.763
10. Marshall Koehn (2014-15)	28	36	.778

CAREER FG PERCENTAGE (SINCE 1979)
(minimum 30 attempts)

Name	FGM	FGA	PCT.
1. Keith Duncan (2016-pr.)	40	47	.851
2. Nate Kaeding (2000-03)	67	83	.807
3. Marshall Koehn (2014-15)	28	36	.778
4. Miguel Recinos (2016-18)	29	38	.763
5. Mike Meyer (2010-13)	61	80	.763
6. Kyle Schlicher (2004-06)	51	67	.761
7. Daniel Murray (2007-09)	32	45	.711
8. Rob Houghtlin (1985-87)	54	80	.675
9. Zach Brommert (1995-98)	26	39	.667
10. Tom Nichol (1981-84)	45	74	.608

SINGLE-SEASON FG PERCENTAGE
(minimum 15 attempts)

Name	FGM	FGA	PCT.
1. Nate Kaeding (2003)	20	21	.952
2. Nate Kaeding (2002)	21	24	.875
3. Trent Mossbrucker (2008)	13	15	.867
4. Keith Duncan (2019)	29	34	.853
5. Mike Meyer (2010)	14	17	.824
6. Kyle Schlicher (2005)	17	21	.810
7. Mike Meyer (2012)	17	21	.810
8. Kyle Schlicher (2004)	21	26	.808
9. Marshall Koehn (2015)	16	20	.800
10. Miguel Recinos (2018)	17	22	.773

DUNCAN GETTING HIS KICKS

Senior K Keith Duncan is Iowa's all-time career leader in field goal percentage (85.1). He has made 40-of-47 career field goal attempts. He is 19-of-19 in his career inside 30 yards, and has made 38 consecutive PATs and seven consecutive field goals.

Duncan led the country with a Big Ten single-season record 29 field goals made in 2019, and was a consensus first-team All-American, the 26th in program history. Duncan was named the Bakken-Anderson Kicker of the Year in the Big Ten Conference in 2019, and was one of three finalists for the Lou Groza Award.

Duncan has two game-winning field goals in his career. He kicked a 33-yard field goal as time expired to defeat No. 2 Michigan, 14-13, at home in 2016. He connected on a 48-yard attempt to give Iowa a 27-24 lead with one second left at Nebraska in 2019.

NIXON, WADE RESPOND TO STARTING ROLE

Junior DT Daviyon Nixon tied his career high with seven tackles and senior LB Barrington Wade set a career best with five tackles Week 1 at Purdue. Both players were making their second career starts. Wade added his first career sack (nine yards) and first career interception (16 yards). Nixon added a half-sack (five yards) and 2.5 tackles-for-loss (nine yards).

Senior Chauncey Golston is the lone returning frontline starter on a defense that ranked in the top 20 in scoring, rushing, passing, and total defense in 2019. Iowa was fifth in the country in scoring defense (14.0 ppg), 12th in total defense (308.2 ypg), 14th in rushing defense (112.5), and 19th in passing defense (195.7 ypg). The Hawkeyes held seven-of-13 opponents to their season-low point total. Golston is the lone returner among the front four. He led the Big Ten and ranked sixth in the nation with three fumble recoveries last season.

Iowa's scoring defense (14.0) was the second lowest total of the Ferentz era (13.0 in 2008). The Hawkeyes allowed just 16.6 first downs per game, 12th fewest in the country and third in the Big Ten, and just 21 touchdowns, third fewest in the country (San Diego State 19, Georgia 20).

BIG TEN PERFECTION

University of Iowa head coach Kirk Ferentz has twice navigated the Big Ten regular season schedule with an undefeated record. The Hawkeyes were 8-0 in 2002 and shared the Big Ten championship with Ohio State. The Hawkeyes were 8-0 in 2015, winning the Big Ten West Division title.

Since 1954, when the conference schedule expanded to seven games, only six Big Ten coaches, including Ferentz, have multiple undefeated Big Ten seasons.

Coch (School)	Record	Year
Duffy Daugherty (MSU) 7-0	1965	
Duffy Daugherty (MSU) 7-0	1966	
Kirk Ferentz (Iowa)	8-0	2002
Kirk Ferentz (Iowa)	8-0	2015
Woody Hayes (OSU)	7-0	1954
Woody Hayes (OSU)	7-0	1957
Woody Hayes (OSU)	7-0	1968
Woody Hayes (OSU)	7-0	1970
Woody Hayes (OSU)	8-0	1975
Urban Meyer (OSU)	8-0	2012
Urban Meyer (OSU)	8-0	2013
Urban Meyer (OSU)	8-0	2014
Bo Schembechler (Michigan)	8-0	1971
Bo Schembechler (Michigan)	8-0	1980
Bo Schembechler (Michigan)	8-0	1989
Jim Tressel (OSU)	8-0	2002
Jim Tressel (OSU)	8-0	2006



HAWKEYE FOOTBALL BY THE NUMBERS

162	Ferentz's career wins as Iowa's Iowa's all-time winningest football coach
100	Ferentz became the 12th coach to win 100 games at a Big Ten school (at MSU, 19-16 2OT, 10/13/12)
66	NFL Draft picks under Kirk Ferentz
62	Calvin Jones' retired number, one of two in school history
51	Hawkeyes who have played in the Super Bowl
33	Bowl games (17-15-1)
29	All-America honors under Ferentz
27	Players have combined to earn Academic All-America honors
26	Consensus All-Americans (11 under Kirk Ferentz)
25	Times finished a season ranked
24	Heisman Trophy winner (1939) Nile Kinnick's retired number
20	First or second round NFL draft picks under Kirk Ferentz
17	Bowl Wins
15	CFB Hall of Famers
12	School record 12 wins in 2015
11	Big Ten Championships
9	Former players recognized on Kinnick Stadium Wall of Honor
9	Players under Ferentz who have won national awards
9	Bowl wins under Kirk Ferentz
5	National Championships (1921, 1922, 1956, 1958, 1960)
5	Five times finished the year ranked in top 10 over the past 13 seasons
4	Kirk Ferentz has been named B1G Coach of the Year
3	Three times won 11 games or more under Kirk Ferentz (2002, 2009, 2015)

ON THE AVERAGE

DOWN	PLAYS	YARDS	AVG.
First Down	33	157	4.75
Second Down	27	208	7.7
Third Down	13	78	6.0
Fourth Down	2	17	8.5

IOWA BY QUARTERS

QUARTER	IOWA	OPPONENTS
First	0	7
Second	17	7
Third	0	0
Fourth	3	10
OT	0	0

POINTS OFF TURNOVERS

	T/O Gained	Pts Scored
Iowa	2	3
Opponents	2	7

IOWA LEADERSHIP GROUP

The University of Iowa football program's Leadership Group included 22 student-athletes -- nine seniors, two juniors, seven sophomores, and four redshirt freshmen. The purpose of the group is to assist in formulating policies and being involved in team decision-making throughout the year. Players were selected following coaching staff and player input.

The group consists of seniors Cole Banwart, Keith Duncan, Chauncey Golston, Matt Hankins, Alaric Jackson, Nick Niemann, Mekhi Sargent, Austin Schulte and Brandon Smith; juniors, Ivory Kelly-Martin and Jack Koerner; sophomores Dane Belton, Seth Benson, Julius Brents, Jack Campbell, Tyler Linderbaum, Spencer Petras, and Tyrone Tracy, Jr.; and redshirt freshmen Jermari Harris, Desmond Hutson, Logan Lee, and Alex Padilla.

BACK ON CAMPUS

Three former players are on the University of Iowa football staff in 2019. Brian Ferentz, a three-year letterman from 2003-05, enters his ninth year on staff, his fourth as offensive coordinator.

LeVar Woods, a three-year letterman from 1998-2000, enters his 13th year on the Iowa staff. Woods was named Special Teams Coordinator in 2017. He coached tight ends from 2015-17 and linebackers from 2012-14. He rejoined the program as an administrative assistant in 2008.

Kelvin Bell joined the Iowa program as a defensive lineman in 2000, but had his career cut short due to injury. He returned to the program as a graduate assistant and served as director of on-campus recruiting from 2012-13. He was named recruiting coordinator and defensive assistant coach in February, 2016, and was named defensive line coach in 2019.

HAWKEYE HISTORY

Iowa has played 1,260 games since beginning football in 1889. Iowa's overall record is 660-561-39 (.539). That includes a 411-222-16 (.646) record in home games, a 248-339-23 (.425) record in games away from Iowa City, a 335-382-25 (.468) mark in Big Ten games and a 295-187-15 (.609) record in Kinnick Stadium.

FRIDAY NIGHT LIGHTS

The Big Ten Conference announced Oct. 12 that Iowa will play two Friday games in 2020. The Hawkeyes defend Floyd of Rosedale under the lights at Minnesota on Nov. 13 at 6 p.m. (CT). Iowa defends the Heroes Trophy two weeks later on Nov. 27, hosting Nebraska at Kinnick Stadium. That kickoff time has not yet been announced.

BLACK FRIDAY

Iowa and Nebraska will meet on Black Friday, the day after Thanksgiving, for the 10th consecutive season. The schools have played on Black Friday every year since Nebraska joined the Big Ten Conference in 2011. That streak was originally scheduled to end 2020. The Big Ten Conference announced in 2017 that the teams will move off of their Black Friday date in 2020 and 2021. The 2020 schedule was twice altered due to the COVID 19 pandemic. Iowa is scheduled to close the 2021 season against Wisconsin, while Nebraska will close the regular season against Minnesota.



NATIONAL RANKINGS

AP Poll	Coaches Poll
Oct. 25	Oct. 25
1. Clemson	1. Clemson
2. Alabama	2. Alabama
3. Ohio State	3. Ohio State
4. Notre Dame	4. Notre Dame
5. Georgia	5. Georgia
6. Oklahoma State	6. Oklahoma State
7. Cincinnati	7. Cincinnati
8. Texas A&M	8. Texas A&M
9. Wisconsin	9. Florida
10. Florida	10. BYU
11. BYU	11. Wisconsin
12. Miami	12. Miami
13. Michigan	13. North Carolina
14. Oregon	14. Michigan
15. North Carolina	15. Oregon
16. Kansas State	16. Kansas State
17. Indiana	17. Penn State
18. Penn State	18. Marshall
19. Marshall	19. Indiana
20. Coastal Carolina	20. USC
21. USC	21. Coastal Carolina
22. SMU	22. Iowa State
23. Iowa State	23. SMU
24. Oklahoma	24. Oklahoma
25. Boise State	25. Army

HAWKEYES IN THE POLLS

Date	AP	CP	S16	CFP
Pre.	24	23	NR	----
Sept. 13	NR	NR	NR	----
Sept. 20	NR	RV	NR	----
Sept. 27	RV	RV	NR	----
Oct. 4	RV	RV	NR	----
Oct. 11	RV	RV	NR	----
Oct. 18	RV	RV	NR	----
Oct. 25	NR	RV	NR	----

AP=Associated Press; CP=Coaches;
S16=Super 16; CFP=College Football Poll

IOWA IN OVERTIME

Iowa holds a 7-5 record in overtime games. Iowa won its first overtime contest, defeating Penn State 26-23 on Nov. 4, 2000, in State College, Pa. The Hawkeyes are 3-4 in single overtime, 3-0 in double overtime and 1-1 in triple overtime. Iowa is 2-2 in overtime in Kinnick Stadium and 5-3 in overtime road games. Following are Iowa's overtime games:

Date	Result	OT's	Opponent
11/4/00	W, 26-23	Double	at Penn State
9/28/02	W, 42-35	Single	at Penn State
10/22/05	L, 23-20	Single	vs. Michigan
9/09/06	W, 20-13	Triple	at Syracuse
10/27/07	W, 34-27	Double	vs. Michigan St.
11/14/09	L, 27-24	Single	at Ohio State
9/10/11	L, 44-41	Triple	at Iowa State
10/13/12	W, 19-16	Double	at Michigan St.
10/26/13	W, 17-10	Single	vs. Northwestern
11/28/14	L, 37-34	Single	vs. Nebraska
9/9/17	W, 44-41	Single	at Iowa State
10/21/17	L, 17-10	Single	at Northwestern

HAWKEYE LEGACIES

Iowa has five players on its 2019 roster whose father played for the Hawkeyes: DE Joe Evans (Spence, 1989), DB Thomas Hartlieb (Jim, 1989-92), LS Zach Kluver (Todd), WR Henry Marchese (John, 1985), and LS Liam Reardon (Bill).

Iowa has one set of the brothers on the team: TE Bryce Schulte and DB Quinn Schulte.

Iowa has three players whose brothers played at Iowa: Zach Kluver (Tyler in 2013-17), LB Nick Niemann (Ben in 2014-17), and FB Johnny Plewa (Macon in 2013-15).

LS Austin Spiewak is the grandson of Gary Grouwinkel, who played for Iowa in the 1957 and 1959 Rose Bowl games.

2 HAWKEYES OPT OUT OF 2020

Junior Djimon Colbert and redshirt freshman Taajhir McCall have elected to opt out of the 2020 football season due to the COVID-19 pandemic.

Colbert is a junior linebacker from Shawnee, Mission, Kansas. He started all 13 games at linebacker in 2019 and ranked fourth on the team with 61 tackles. McCall is a redshirt freshman defensive lineman from Pensacola, Florida. He did not see action in 2019.

CAREER 300/100-YARD PERFORMANCES | 2020 HAWKEYES

RB MEKHI SARGENT (2)

DATE	OPPONENT	ATT	YDS	TDs	LONG
11/17/18	at Illinois	17	121	2	29
11/23/18	vs. Nebraska	26	173	1	32

WR IHMIR SMITH-MARSETTE (2)

DATE	OPPONENT	REC	YDS	TDs	LONG
9/7/19	vs. Rutgers	4	113	2	58
11/23/19	vs. Illinois	4	121	0	40

WR BRANDON SMITH (1)

DATE	OPPONENT	REC	YDS	TDs	LONG
10/19/19	vs. Purdue	9	106	2	30

WR TYRONE TRACY (1)

DATE	OPPONENT	REC	YDS	TDs	LONG
11/9/19	at Wisconsin	5	130	1	75



STATISTICAL COMPARISON

	IOWA	NW
Scoring Average	20.0	43.0
Scoring Defense	24.0	3.0
Rushing Yards	195.0	325.0
Passing Yards	265.0	212.0
Total Offense	460.0	537.0
Rushing Defense	104.0	64.0
Passing Defense	282.0	143.0
Defense	386.0	207.0
Punt Return Average	12.3	1.0
KO Return Average	21.7	0.0
Turnover Margin	0	+4

PRONUNCIATION GUIDE

Head Coach Kirk Ferentz	FAIR-ints
Asst. Coach Brian Ferentz	FAIR-ints
Asst. Coach Tim Polasek	PAWL-uh-seck
Lucas Amaya	Ah-MAY-ah
Yahya Black	WHY-yay
Aaron Blom	BLOMB
Djimon Colbert	JYE-mun
Dallas Craddieth	CRAD-ith
Deontae Craig	dee-AUHN-tae
Spencer Daufeldt	DAW-feld
Brenden Deasfernandes	dee-EZ-fur-nan-dez
Nick DeJong	dee-YOUNG
Tyler Endres	AUN-drez
Asher Fahey	FAY-hee
Ryan Gersonde	gir-SAUN-day
Jermari Harris	jir-MAR-ee
Ethan Hurkett	HERK-it
Alaric Jackson	AH-lair-ick
Dalles Jacobus	DALLAS juh-COE-bus
Yahweh Jeudy	YAW-way JUDY
Connor Kapisak	KAP-uh-sak
Jake Karchinski	kar-CHIN-ski
Jack Koerner	KERN-ir
Tommy Kujawa	KOO-yah-vuh
Luke Lachey	luh-SHAY
Keontae Luckett	key-AUN-tae
Henry Marchese	mar-CASE
Quavon Matthews	QWAY-vohn
Taajhir McCall	TAA-zjheer
Daraun McKinney	DAY-ron
Kaevon Merriweather	KAY-vohn
Josiah Miamen	me-AUH-mun
Nick Niemann	KNEE-mun
Daviyon Nixon	DAVE-ee-un
Alex Padilla	puh-DEE-ah
Turner Pallissard	PAL-is-ard
Spencer Petras	PEE-tris
Monte Pottebaum	POT-uh-bomb
Nico Ragaini	ruh-GAIN-ee
Mekhi Sargent	MUH-kye
Kyler Schott	SHOT
Austin Schulte	SHUL-tee
Bryce Schulte	SHUL-tee
Quinn Schulte	SHUL-tee
Josef Smith	JOSEPH
Ihmir Smith-Marsette	AH-meer Smith MAR-set
Austin Spiewak	SPEE-wack
Diante Vines	dee-AUHN-tae
Wyatt Wegener	WEG-uh-nur
Jamison Witte	WHIT-ee
Elijah Yelverton	YELL-vir-ton

IOWA PROGRAM NOTES

- Iowa had 47 wins from 2015-19, the most of any five-year period in school history.
- The Hawkeyes earned bowl eligibility in 18 of the last 19 seasons. Iowa is 9-8 in bowl games since 2001. Only Ohio State (10) has more bowl wins among Big Ten teams since 2001. The Hawkeyes are 17-15-1 in 33 bowl games. Iowa has won five January bowl games under Ferentz.
- Iowa is the only school to have two head football coaches since 1979. Hayden Fry took over prior to the 1979 season and coached through the 1998 season, posting a record of 143-89-6. Current coach Kirk Ferentz (162-105) replaced Fry and is in his 22nd season in 2020. Ferentz also served as Iowa's offensive line coach from 1981-89 under Fry.
- Iowa played in the Big Ten title game for the first time in program history on Dec. 5, 2015. Iowa earned Big Ten Conference championships in 2002 and 2004 and placed second in 2009. Iowa (8-0, 2002; 8-0, 2015) is one of three Big Ten teams to post a perfect mark in conference play since 1998 (BCS era), joining Michigan State (1) and Ohio State (5).
- Iowa has ranked in the top 10 in the final Associated Press and CNN/USA Today coaches polls five times since 2002, including a ranking of seventh in both polls at the conclusion of the 2009 season. Iowa ranked eighth in 2002, 2003 and 2004. The Hawkeyes finished 2015 ranked ninth in the AP poll and 10th in the USA Today Coaches Poll. In the Big Ten, only Ohio State has more top 10 finishes since 2002.
- Since 1936 when the first AP poll was released, Iowa has appeared in the poll 334 times, the fifth highest total in the Big Ten (Ohio State, Michigan, Wisconsin, and MSU). Iowa has been the top-ranked team in the country 11 times.
- Iowa set a school record with 12 wins in 2015. The Hawkeyes won 11 games in 2002 (11-2), and 2009 (11-2). In 2009, Iowa started 9-0 and won 10 regular season games for just the fourth time in school history.
- Iowa won 10 or more games in three consecutive years (2002-04) for the first time in school history.
- Kirk Ferentz has been named Big Ten Coach of the Year four times (2002, 2004, 2009, 2015) and was named National Coach of the Year in 2002 and 2015. Only Michigan's Bo Schembechler (6) has more conference coach of the year honors. Iowa's Hayden Fry and Penn State's Joe Paterno both won the award three times.
- Iowa has had 10 individual national award winners under head coach Kirk Ferentz. They include Brad Banks (2002 Davey O'Brien, Top Quarterback; 2002 Associated Press National Player of the Year); Dallas Clark (2002 Mackey, Top Tight End); Nate Kaeding (2002 Groza, Top Kicker); Robert Gallery (2003 Outland, Top Lineman); Shonn Greene (2008 Doak Walker, Top Running Back); Brandon Scherff (2014 Outland, Top Lineman), Desmond King (2015 Jim Thorpe), Josey Jewell (2017 Lott IMPACT), T.J. Hockenson (2018, Mackey, Top Tight End).
- Iowa's offensive line earned the Joe Moore Award in 2016, an honor bestowed upon the top offensive line unit in the country.
- Iowa's football record in the 2000 decade was 80-45 (.640), a record that ranks as the best decade in Iowa football history, based on total wins. Iowa posted a record of 77-40-4 (.652) during the 1980's and the Hawkeyes were 62-53-2 (.538) in the 1990's. Iowa was 81-49 (.623) from 2010-19.



HAWKEYES IN THE NFL

Iowa football players have a long tradition of being well prepared for professional football following their college playing careers. Since 2010, 42 Hawkeyes have been selected in the NFL Draft. Today, 29 Hawkeyes are on NFL active rosters and five on practice teams.



Former Hawkeye, Current NFL Team

C.J. Beathard, San Francisco 49ers
 Austin Blythe, Los Angeles Rams
 Ike Boettger, Buffalo Bills
 Bryan Bulaga, Los Angeles Chargers
 Adrian Clayborn, Cleveland Browns
 James Daniels, Chicago Bears
 Mike Daniels, Cincinnati Bengals
 Carl Davis, Patriots
 A.J. Epenesa, Buffalo Bills
 Noah Fant, Denver Broncos
 James Ferentz, New England Patriots
 Anthony Hitchens, Kansas City Chiefs
 T.J. Hockenson, Detroit Lions
 Amani Hooker, Tennessee Titans
 Micah Hyde, Buffalo Bills
 Josh Jackson, Green Bay Packers
 Josey Jewell, Denver Broncos
 Jaleel Johnson, Minnesota Vikings
 Desmond King, Los Angeles Chargers
 Christian Kirksey, Green Bay Packers
 George Kittle, San Francisco 49ers
 Casey Kreiter, New York Giants
 Cedrick Lattimore, Seattle Seahawks PS
 Greg Mabin, Tennessee Titans PS
 Anthony Nelson, Tampa Bay Buccaneers
 Matt Nelson, Detroit Lions
 Ben Niemann, Kansas City Chiefs
 Michael Ojemudia, Denver Broncos
 Riley Reiff, Minnesota Vikings
 Brandon Scherff, Washington Redskins
 Nate Stanley, Minnesota Vikings PS
 Geno Stone, Baltimore Ravens PS
 Tristan Wifs, Tampa Bay Buccaneers
 Kristian Welch, Baltimore Ravens PS

CAPTAINS BY WEEK

Purdue:

Duncan, Golston, Linderbaum, Niemann, Sargent
 Northwestern
 Michigan State
 Minnesota
 Penn State
 Nebraska
 Illinois
 Wisconsin

IOWA FOOTBALL AND THE NFL

- The Hawkeyes have had 188 former players in the NFL since 1999, Kirk Ferentz's first year as head coach (75 draft picks/113 free agents).
- At least one Iowa Hawkeye has been selected in every NFL Draft since 1978 (43 consecutive years).
- TE T.J. Hockenson (eighth overall, Detroit) and TE Noah Fant (20th overall, Denver) became the first tight ends from the same school to be drafted in the first round of a single NFL Draft (2019).
- TE George Kittle (San Francisco) was a first-team All-Pro in 2019. OL Marshal Yanda (Baltimore) was named second-team All-Pro.
- DB Desmond King (Los Angeles Chargers), LS Casey Kreiter (Denver), TE George Kittle (San Francisco), and OL Marshal Yanda (Baltimore) were named All-Pro in 2018.
- Over the past 19 years, 155-of-180 (88 percent) of Iowa's senior starters have been drafted in the NFL or signed NFL free agent contracts.
- Over the past 13 years, Iowa has had 49 NFL Draft picks, tied for third most in the Big Ten -- Ohio State (73), Michigan (55), Wisconsin (49).
- Iowa has had seven first round picks in the last 10 NFL drafts -- OL Bryan Bulaga, 2010; DE Adrian Clayborn, 2011; OL Riley Reiff, 2012; OL Brandon Scherff, 2015, TE T.J. Hockenson, TE Noah Fant, 2019; OL Tristan Wirfs, 2020.
- Iowa had six players drafted in the 2012 NFL Draft, which tied for the most in the Big Ten and tied for fourth in the country.
- Former Hawkeye Marshal Yanda (Baltimore OL) is an eight-time Pro-Bowler (2011-16, 2018, 2019) and was named NFL All-Pro in 2011, 2012, 2014, 2015, 2016, 2018, 2019. He retired following the 2019 season.
- In NFL 2011 regular season statistics, former Hawkeye linebackers Chad Greenway (Minnesota) and Pat Angerer (Indianapolis) finished third and fourth, respectively, in tackles. Greenway was named to the Pro Bowl in 2012 and 2013.
- Three former Hawkeyes were involved in the 2012 Super Bowl. DB Tyler Sash played for the Super Bowl champion New York Giants, while LB Jeff Tarpinian was on the injured reserve roster of the New England Patriots. Former Iowa center Brian Ferentz, now is his seventh year on staff and first as Iowa's offensive coordinator, was New England's tight ends coach.
- Former Iowa DB Sean Considine and OL Marshal Yanda won Super Bowl rings with the 2012 Baltimore Ravens in the 2013 Super Bowl.
- Former Iowa LB James Morris (injured reserve) earned a Super Bowl ring with the New England Patriots in 2015. Former TE Tony Moeaki played for the Seattle Seahawks in the same game.
- Former center James Ferentz was a member of the 2016 Super Bowl champion Denver Broncos.
- Former DT Jonathan Babineaux played for the Atlanta Falcons in Super Bowl LI. Former DE Adrian Clayborn and former DB Charles Godfrey were on the Atlanta injured reserve roster.
- Former OL Cole Croston was on the New England Patriots roster in Super Bowl LII. Former C James Ferentz and WR Riley McCarron were on the Patriots practice squad.
- Former DL Adrian Clayborn (active), OL James Ferentz, WR Riley McCarron (injured reserve), and OL Cole Croston (practice squad) earned Super Bowl rings as members of the New England Patriots in Super Bowl LIII.
- Former LB Anthony Hitchens and LB Ben Niemann played for the Super Bowl champion Kansas City Chiefs in 2020. Former QB C.J. Beathard, TE George Kittle, and OL Ross Reynolds were on the NFC Champion San Francisco 49ers.
- Entering the 2020 season, every Iowa senior starting tight end (15) under Kirk Ferentz has been drafted in the NFL or signed by an NFL team. The NFL has employed 17 Iowa tight ends since 1999 (11 drafted/6 free agents).
- All 11 members of Iowa's starting defensive unit in 2008 were either drafted or signed to NFL free agent contracts following the draft.



2020 IOWA STATISTICS

INDIVIDUAL	CATEGORY	STAT	BIG TEN	NCAA
Field Goal Percentage	Keith Duncan	1.000	1	1
Interceptions Per Game	Matt Hankins	1	1	2
Interceptions Per Game	Barrington Wade	1	1	2
Punt Return Avg.	Charlie Jones	12.3	1	7
Total Interceptions	Matt Hankins	1	1	66
Total Interceptions	Barrington Wade	1	1	66
Field Goals Per Game	Keith Duncan	2	2	5
Total Tackles Avg.	Jack Koerner	13	2	5
Rush Yards Per Carry	Mekhi Sargent	6.5	3	14
Solo Tackles Avg.	Jack Koerner	9	3	4
Tackles For Loss	Daviyon Nixon	2.5	3	10
All Purpose Yards Per Game	Tyler Goodson	136	4	20
Passing Yards Per Game	Spencer Petras	265	4	25
Passing Yards per Completion	Spencer Petras	12.1	4	47
Punting Avg.	Tory Taylor	44.2	4	20
Solo Tackles Avg.	Nick Niemann	8	4	7
Completions Per Game	Spencer Petras	22	5	20
Sacks Avg.	Barrington Wade	1	5	12
Total Offense Per Game	Spencer Petras	265	5	33
Rushing Yards Per Game	Tyler Goodson	77	7	54
Yards per Pass Attempt	Spencer Petras	6.8	8	64
Yards per Reception	Nico Ragaini	15.3	8	82
Rush Yards Per Carry	Tyler Goodson	4.8	9	65
Rushing Yards Per Game	Mekhi Sargent	71	10	61
Completion Percentage	Spencer Petras	56.4	11	73
Passing Efficiency	Spencer Petras	113.5	11	82
Receptions Per Game	Tyler Goodson	5	11	57
Receptions Per Game	Sam LaPorta	5	11	57
Receiving Yards Per Game	Sam LaPorta	71	12	67
Solo Tackles	Riley Moss	6	12	34
Receiving Yards Per Game	Nico Ragaini	61	13	83
Yards per Reception	Sam LaPorta	14.2	13	107
Receiving Yards Per Game	Tyler Goodson	59	15	90
Total Tackles Avg.	Nick Niemann	8	16	74
Receptions Per Game	Nico Ragaini	4	20	114
Total Offense Avg.	Tyler Goodson	77	20	145
Total Offense Avg.	Mekhi Sargent	71	21	154
Total Tackles Avg.	Riley Moss	7	21	141
Total Tackles Avg.	Daviyon Nixon	7	21	141
Yards per Reception	Tyler Goodson	11.8	21	199
Sacks Avg.	Daviyon Nixon	0.5	25	112
Sacks Avg.	Noah Shannon	0.5	25	112
All Purpose Yards Per Game	Sam LaPorta	71	28	191
All Purpose Yards Per Game	Mekhi Sargent	71	28	191
Receptions Per Game	Brandon Smith	3	31	187
Total Tackles Avg.	Barrington Wade	5	48	354

TEAM	STAT	BIG TEN	NCAA
Passes Intercepted	0	1	1
Punt Return Defense Avg.	0	1	3
Tackles for Loss Allowed	2	1	1
Kickoff Return Avg.	21.7	2	31
Passes Intercepted	2	2	60
Punt Return Avg.	12.3	2	25
Sacks Allowed	1	2	9
Net Punting Avg.	44.2	3	11
Passing Offense Avg.	265	4	30
Passing Yards per Completion	12.1	4	49
Rushing Defense Avg.	104	4	17
3rd Down Conversion Pct Defense	0.375	5	39
Red Zone Defense	0.800	5	35
Scoring Defense	24	5	32
Total Offense	460	5	26
Turnovers Lost	2	5	14
Rushing Offense	195	6	26
Turnovers Gained	2	6	79
4th Down Conversion Pct	0.5	7	53
Team Passing Efficiency Defense	121.2	7	30
Team Sacks	2	7	56
Turnover Margin	0	7	47
First Downs Gained	19	8	90
Red Zone Offense	0.8	8	64
Time of Possession	29:49	8	56
Total Defense	386	8	45
4th Down Conversion Pct Defense	1.000	9	89
Kickoff Return Defense Avg.	16.5	9	21
Team Tackles for Loss	5	10	81
First Downs Allowed	24	11	19
Fumbles Lost	2	11	40
Scoring Offense	20	11	83
Team Passing Efficiency	113.49	11	81
3rd Down Conversion Pct	0.308	12	88
Completion Percentage	0.564	12	76
Fewest Penalties	10	13	24
Passing Yards Allowed	282	13	84

FIND THE NFL-ER

The Hawkeyes have had NFL talent on their offensive line in each of Kirk Ferentz's 21 completed seasons. Eighteen Iowa offensive linemen have been selected in the NFL Draft, including five in the first round. Former Hawkeye linemen under Ferentz have combined for 11 Pro Bowl appearances. Below is a list of players, by year, that played on the Hawkeyes' offensive line prior to joining the NFL.

Year	Player	NFL Service	2009 Bryan Bulaga	2010-pr.
1999	Bruce Nelson	2003-05	2009 Kyle Calloway	2010
1999	Eric Steinbach	2003-11	2009 Adam Gettis	2012-19
2000	Sam Aiello	2004	2009 Riley Reiff	2012-pr.
2000	Robert Gallery	2004-11	2009 J. Vandervelde	2011-16
2000	Bruce Nelson	2003-05	2010 James Ferentz	2014-pr.
2000	David Porter	2003-04	2010 Adam Gettis	2012-19
2000	Eric Steinbach	2003-11	2010 Riley Reiff	2012-pr.
2001	Robert Gallery	2004-11	2010 J. Vandervelde	2011-16
2001	Bruce Nelson	2003-05	2010 Markus Zusevics	2012-13
2001	David Porter	2003-04	2011 James Ferentz	2014-pr.
2001	Eric Steinbach	2003-11	2011 Adam Gettis	2012-19
2002	Robert Gallery	2004-11	2011 Riley Reiff	2012-pr.
2002	Bruce Nelson	2003-05	2011 Brandon Scherff	2015-pr.
2002	David Porter	2003-04	2011 Matt Tobin	2013-18
2002	Eric Steinbach	2003-11	2011 Markus Zusevics	2012-13
2003	Sam Aiello	2004	2012 Connor Boffeli	2014-15
2003	Brian Ferentz	2007	2012 James Ferentz	2014-pr.
2003	Robert Gallery	2004-11	2012 Austin Blythe	2016-pr.
2003	Mike Jones	2007-08	2012 Andrew Donnal	2015-20
2003	Pete McMahon	2005-06	2012 Brandon Scherff	2015-pr.
2003	Eric Rothwell	2004	2012 Matt Tobin	2013-18
2004	Mike Elgin	2007-08	2013 Austin Blythe	2016-pr.
2004	Brian Ferentz	2007	2013 Connor Boffeli	2014-15
2004	Mike Jones	2007-08	2013 Brandon Scherff	2015-pr.
2004	Pete McMahon	2005-06	2014 Austin Blythe	2016-pr.
2005	Mike Elgin	2007-08	2014 Andrew Donnal	2015-20
2005	Brian Ferentz	2007	2014 Brandon Scherff	2015-pr.
2005	Mike Jones	2007-08	2015 Austin Blythe	2016-pr.
2005	Seth Olsen	2009-12	2015 Cole Croston	2017-19
2005	Marshal Yanda	2007-19	2015 James Daniels	2018-pr.
2006	Mike Elgin	2007-08	2016 Cole Croston	2017-19
2006	Mike Jones	2007-08	2016 James Daniels	2018-pr.
2006	Seth Olsen	2009-12	2017 James Daniels	2018-pr.
2006	Marshal Yanda	2007-19	2017 Ike Boettger	2018-pr.
2007	Bryan Bulaga	2010-pr.	2017 Tristan Wirfs	2020-pr.
2007	Kyle Calloway	2010	2018 Keegan Render	2019
2007	Seth Olsen	2009-12	2018 Ross Reynolds	2019
2007	J. Vandervelde	2011-16	2018 Tristan Wifs	2020-pr.
2008	Rob Bruggeman	2009-11	2019 Tristan Wirfs	2020-pr.
2008	Bryan Bulaga	2010-pr.		
2008	Kyle Calloway	2010		
2008	Seth Olsen	2009-12		
2008	J. Vandervelde	2011-16		





IOWA FOOTBALL

33 Bowl Games 11 Big Ten Championships 28 Consensus All-America Honors 14 CFB Hall of Fame Inductees

Date	Opponent	Score	Conference Record	Time	Attend
Oct. 24	*at Purdue	L, 20-24	0-1	3:21	900
Oct. 31	* Northwestern				
Nov. 7	* Michigan State				
Nov. 13	* at Minnesota				
Nov. 21	* at Penn State				
Nov. 27	* Nebraska				
Dec. 5	* at Illinois				
Dec. 12	* Wisconsin				

* -- Big Ten Conference game

ALL PURPOSE YARDS

All Purpose	g	rush	rcv	pr	kr	ir	total	avg/g
Goodson, Tyler	1	77	59	0	0	0	136	136.0
Smith-Marsette	1	18	0	0	65	0	83	83.0
Sargent, Mekhi	1	71	0	0	0	0	71	71.0
LaPorta, Sam	1	0	71	0	0	0	71	71.0
Ragaini, Nico	1	0	61	0	0	0	61	61.0
Jones, Charlie	1	0	0	37	0	0	37	37.0
Smith, Brandon	1	0	34	0	0	0	34	34.0
Kelly-Martin, I.	1	29	1	0	0	0	30	30.0
Tracy, Tyrone	1	0	19	0	0	0	19	19.0
Pottebaum, Mont	1	0	17	0	0	0	17	17.0
Wade, B.	1	0	0	0	0	16	16	16.0
Beyer, Shaun	1	0	3	0	0	0	3	3.0
Total	1	195	265	37	65	16	578	578.0
Opponents	1	104	282	0	33	0	419	419.0



Iowa Hawkeye Football
IOWA Overall Team Statistics (as of Oct 25, 2020)
All games

Team Statistics	IOWA	OPP
SCORING	20	24
Points Per Game	20.0	24.0
Points Off Turnovers	3	7
FIRST DOWNS	19	24
Rushing	9	7
Passing	10	14
Penalty	0	3
RUSHING YARDAGE	195	104
Yards gained rushing	205	130
Yards lost rushing	10	26
Rushing Attempts	36	27
Average Per Rush	5.4	3.9
Average Per Game	195.0	104.0
TDs Rushing	2	0
PASSING YARDAGE	265	282
Comp-Att-Int	22-39-0	31-50-2
Average Per Pass	6.8	5.6
Average Per Catch	12.0	9.1
Average Per Game	265.0	282.0
TDs Passing	0	3
TOTAL OFFENSE	460	386
Total Plays	75	77
Average Per Play	6.1	5.0
Average Per Game	460.0	386.0
KICK RETURNS: #-Yards	3-65	2-33
PUNT RETURNS: #-Yards	3-37	0-0
INT RETURNS: #-Yards	2-16	0-0
KICK RETURN AVERAGE	21.7	16.5
PUNT RETURN AVERAGE	12.3	0.0
INT RETURN AVERAGE	8.0	0.0
FUMBLES-LOST	3-2	0-0
PENALTIES-Yards	10-100	3-21
Average Per Game	100.0	21.0
PUNTS-Yards	6-265	6-285
Average Per Punt	44.2	47.5
Net punt average	44.2	41.3
KICKOFFS-Yards	4-260	5-325
Average Per Kick	65.0	65.0
Net kick average	44.2	42.0
TIME OF POSSESSION/Game	29:49	30:11
3RD-DOWN Conversions	4/13	6/16
3rd-Down Pct	31%	38%
4TH-DOWN Conversions	1/2	1/1
4th-Down Pct	50%	100%
SACKS BY-Yards	2-19	1-9
MISC YARDS	0	0
TOUCHDOWNS SCORED	2	3
FIELD GOALS-ATTEMPTS	2-2	1-1
ON-SIDE KICKS	0-0	0-0
RED-ZONE SCORES	(4-5) 80%	(4-5) 80%
RED-ZONE TOUCHDOWNS	(2-5) 40%	(3-5) 60%
PAT-ATTEMPTS	(2-2) 100%	(3-3) 100%
ATTENDANCE	0	900
Games/Avg Per Game	0/0	1/900
Neutral Site Games		0/0

Score by Quarters	1st	2nd	3rd	4th	OT	Total
IOWA	0	17	0	3	0	20
Opponents	7	7	0	10	0	24

Iowa Hawkeye Football
IOWA Overall Individual Statistics (as of Oct 25, 2020)
All games

Rushing	gp	att	gain	loss	net	avg	td	lg	avg/g
Goodson,Tyler	1	16	78	1	77	4.8	0	16	77.0
Sargent,Mekhi	1	11	71	0	71	6.5	1	21	71.0
Kelly-Martin,I.	1	4	29	0	29	7.2	0	14	29.0
Smith-Marsette	1	2	18	0	18	9.0	0	15	18.0
Petras,Spencer	1	3	9	9	0	0.0	1	8	0.0
Total	1	36	205	10	195	5.4	2	21	195.0
Opponents	1	27	130	26	104	3.9	0	33	104.0

Passing	gp	effic	comp-att-int	pct	yds	td	lg	avg/g
Petras,Spencer	1	113.49	22-39-0	56.4	265	0	40	265.0
Total	1	113.49	22-39-0	56.4	265	0	40	265.0
Opponents	1	121.18	31-50-2	62.0	282	3	22	282.0

Receiving	gp	no.	yds	avg	td	lg	avg/g
LaPorta,Sam	1	5	71	14.2	0	20	71.0
Goodson,Tyler	1	5	59	11.8	0	40	59.0
Ragaini,Nico	1	4	61	15.2	0	28	61.0
Smith,Brandon	1	3	34	11.3	0	16	34.0
Tracy,Tyrone	1	2	19	9.5	0	15	19.0
Pottebaum,Monte	1	1	17	17.0	0	17	17.0
Beyer,Shaun	1	1	3	3.0	0	3	3.0
Kelly-Martin,I.	1	1	1	1.0	0	1	1.0
Total	1	22	265	12.0	0	40	265.0
Opponents	1	31	282	9.1	3	22	282.0

Punt Returns	no.	yds	avg	td	lg
Jones,Charlie	3	37	12.3	0	25
Total	3	37	12.3	0	25
Opponents	0	0	0.0	0	0

Interceptions	no.	yds	avg	td	lg
Wade,B.	1	16	16.0	0	16
Hankins,Matt	1	0	0.0	0	0
Total	2	16	8.0	0	16
Opponents	0	0	0.0	0	0

Kick Returns	no.	yds	avg	td	lg
Smith-Marsette	3	65	21.7	0	28
Total	3	65	21.7	0	28
Opponents	2	33	16.5	0	17

Fumble Returns	no.	yds	avg	td	lg
Total	0	0	0.0	0	0
Opponents	0	0	0.0	0	0

Iowa Hawkeye Football
IOWA Overall Individual Statistics (as of Oct 25, 2020)
All games

Scoring	td	fg	PAT				dxp	saf	pts
			kick	rush	rcv	pass			
Duncan,Keith	-	2-2	2-2	-	-	-	-	-	8
Petras,Spencer	1	-	-	-	-	-	-	-	6
Sargent,Mekhi	1	-	-	-	-	-	-	-	6
Total	2	2-2	2-2	-	-	-	-	-	20
Opponents	3	1-1	3-3	-	-	-	-	-	24

Total Offense	g	plays	rush	pass	total	avg/g
Petras,Spencer	1	42	0	265	265	265.0
Goodson,Tyler	1	16	77	0	77	77.0
Sargent,Mekhi	1	11	71	0	71	71.0
Kelly-Martin,I.	1	4	29	0	29	29.0
Smith-Marsette	1	2	18	0	18	18.0
Total	1	75	195	265	460	460.0
Opponents	1	77	104	282	386	386.0

Field Goals	fg	pct.	01-19	20-29	30-39	40-49	50-99	lg	blk
Duncan,Keith	2-2	100.0	0-0	1-1	1-1	0-0	0-0	33	0

FG Sequence	IOWA	Opponents
Purdue	(27),(33)	(29)

Numbers in (parentheses) indicate field goal was made.

Punting	no.	yds	avg	lg	tb	fc	i20	50+	blk
Taylor,Tory	6	265	44.2	52	0	3	2	3	0
Total	6	265	44.2	52	0	3	2	3	0
Opponents	6	285	47.5	58	0	2	2	2	0

Kickoffs	no.	yds	avg	tb	ob	retn	net	ydln
Shudak,Caleb	4	260	65.0	2	0			
Total	4	260	65.0	2	0	16.5	44.2	20
Opponents	5	325	65.0	2	0	21.7	42.0	23

Iowa Hawkeye Football
IOWA Overall Defensive Statistics (as of Oct 25, 2020)
All games

#	Defensive Leaders	gp	Tackles				Sacks no-yds	Pass defense			Fumbles		blkd	
			ua	a	tot	tfl/yds		int-yds	brup	qbh	rcv-yds	ff	kick	saf
28	Koerner,Jack	1	9	4	13	1.0-1
49	Niemann,Nick	1	8	.	8
33	Moss,Riley	1	6	1	7	.	.	.	1
54	Nixon,Daviyon	1	4	3	7	2.5-9	0.5-5
35	Wade,B.	1	4	1	5	1.0-9	1.0-9	1-16
8	Hankins,Matt	1	4	.	4	.	.	1-0
20	Brents,Julius	1	1	3	4
4	Belton,Dane	1	2	2	4	.	.	.	1
57	Golston,C.	1	2	1	3	.	.	.	1
96	Heflin,Jack	1	.	2	2
99	Shannon,Noah	1	.	2	2	0.5-5	0.5-5
92	Waggoner,John	1	.	1	1
23	Byrd,Shadrick	1	.	1	1
97	VanValkenburg,Z	1	.	1	1
5	Jacobs,Jestin	1	.	1	1
65	Linderbaum,T.	1	1	.	1
22	Roberts,Terry	1	1	.	1
47	Anderson,Nick	1	.	1	1
Total		1	42	24	66	5-24	2-19	2-16	3
Opponents		1	51	12	63	2-10	1-9	.	2	.	2-0	3	.	.

Iowa Hawkeye Football
IOWA Red-Zone Results (as of Oct 25, 2020)
All games

IOWA Inside Opponent Red-Zone

Date	Opponent	Score	Times In RZ	Times Scored	Total Pts	TDs	Rush TDs	Pass TDs	FGs Made	Failed to score inside RZ					
										FGA	Down	Int	Fumb	Half	Game
Oct 24, 2020	at Purdue	L 20-24	5	4	20	2	2	0	2	0	0	0	1	0	0
Totals			5	4	20	2	2	0	2	0	0	0	1	0	0
4 of 5 (80.0%)															

Opponents Inside IOWA Red-Zone

Date	Opponent	Score	Times In RZ	Times Scored	Total Pts	TDs	Rush TDs	Pass TDs	FGs Made	Failed to score inside RZ					
										FGA	Down	Int	Fumb	Half	Game
Oct 24, 2020	at Purdue	L 20-24	5	4	24	3	0	3	1	0	0	1	0	0	0
Totals			5	4	24	3	0	3	1	0	0	1	0	0	0
4 of 5 (80.0%)															

Iowa Hawkeye Football

IOWA Combined Team Statistics (as of Oct 25, 2020)

All games

Date	Opponent	Score								Att.
* Oct 24, 2020	at Purdue	L 20-24								900
Rushing	gp	att	gain	loss	net	avg	td	lg	avg/g	
Goodson,Tyler	1	16	78	1	77	4.8	0	16	77.0	
Sargent,Mekhi	1	11	71	0	71	6.5	1	21	71.0	
Kelly-Martin,I.	1	4	29	0	29	7.2	0	14	29.0	
Smith-Marsette	1	2	18	0	18	9.0	0	15	18.0	
Total	1	36	205	10	195	5.4	2	21	195.0	
Opponents	1	27	130	26	104	3.9	0	33	104.0	
Passing	gp	effic	comp-att-int	pct	yds	td	lg	avg/g		
Petras,Spencer	1	113.49	22-39-0	56.4	265	0	40	265.0		
Total	1	113.49	22-39-0	56.4	265	0	40	265.0		
Opponents	1	121.18	31-50-2	62.0	282	3	22	282.0		
Receiving	gp	no.	yds	avg	td	lg	avg/g			
LaPorta,Sam	1	5	71	14.2	0	20	71.0			
Goodson,Tyler	1	5	59	11.8	0	40	59.0			
Ragaini,Nico	1	4	61	15.2	0	28	61.0			
Smith,Brandon	1	3	34	11.3	0	16	34.0			
Tracy,Tyrone	1	2	19	9.5	0	15	19.0			
Pottebaum,Monte	1	1	17	17.0	0	17	17.0			
Beyer,Shaun	1	1	3	3.0	0	3	3.0			
Kelly-Martin,I.	1	1	1	1.0	0	1	1.0			
Total	1	22	265	12.0	0	40	265.0			
Opponents	1	31	282	9.1	3	22	282.0			
Field Goals	fg	pct.	01-19	20-29	30-39	40-49	50-99	lg	blk	
Duncan,Keith	2-2	100.0	0-0	1-1	1-1	0-0	0-0	33	0	

Scoring	td	fg	PAT				dpx	saf	pts
			kick	rush	rcv	pass			
Duncan,Keith	-	2-2	2-2	-	-	-	-	-	8
Petras,Spencer	1	-	-	-	-	-	-	-	6
Sargent,Mekhi	1	-	-	-	-	-	-	-	6
Total	2	2-2	2-2	-	-	-	-	-	20
Opponents	3	1-1	3-3	-	-	-	-	-	24

Score by Quarters	1st	2nd	3rd	4th	OT	Total
IOWA	0	17	0	3	0	20
Opponents	7	7	0	10	0	24

Record:	Overall	Home	Away	Neutral
All games	0-1	0-0	0-1	0-0
Conference	0-1	0-0	0-1	0-0
Non-Conference	0-0	0-0	0-0	0-0

Team Statistics	IOWA	OPP
FIRST DOWNS	19	24
Rushing	9	7
Passing	10	14
Penalty	0	3
RUSHING YARDAGE	195	104
Rushing Attempts	36	27
Average Per Rush	5.4	3.9
Average Per Game	195.0	104.0
TDs Rushing	2	0
PASSING YARDAGE	265	282
Comp-Att-Int	22-39-0	31-50-2
Average Per Pass	6.8	5.6
Average Per Catch	12.0	9.1
Average Per Game	265.0	282.0
TDs Passing	0	3
TOTAL OFFENSE	460	386
Average Per Play	6.1	5.0
Average Per Game	460.0	386.0
KICK RETURNS: #-Yards	3-65	2-33
PUNT RETURNS: #-Yards	3-37	0-0
INT RETURNS: #-Yards	2-16	0-0
FUMBLES-LOST	3-2	0-0
PENALTIES-Yards	10-100	3-21
PUNTS-AVG	6-44.2	6-47.5
TIME OF POSSESSION/Game	29:49	30:11
3RD-DOWN Conversions	4/13	6/16
4TH-DOWN Conversions	1/2	1/1

Interceptions	no.	yds	avg	td	lg
Hankins,Matt	1	0	0.0	0	0
Wade,B.	1	16	16.0	0	16

Punting	no.	yds	avg	lg	tb	fc	i20	50+	blk
Taylor,Tory	6	265	44.2	52	0	3	2	3	0

Punt Returns	no.	yds	avg	td	lg
Jones,Charlie	3	37	12.3	0	25
Total	3	37	12.3	0	25
Opponents	0	0	0.0	0	0

Kick Returns	no.	yds	avg	td	lg
Smith-Marsette	3	65	21.7	0	28
Total	3	65	21.7	0	28
Opponents	2	33	16.5	0	17

All Purpose	g	rush	rcv	pr	kr	ir	total	avg/g
Goodson,Tyler	1	77	59	0	0	0	136	136.0
Smith-Marsette	1	18	0	0	65	0	83	83.0
LaPorta,Sam	1	0	71	0	0	0	71	71.0
Sargent,Mekhi	1	71	0	0	0	0	71	71.0
Ragaini,Nico	1	0	61	0	0	0	61	61.0
Total	1	195	265	37	65	16	578	578.0
Opponents	1	104	282	0	33	0	419	419.0

Total Offense	g	plays	rush	pass	total	avg/g
Petras,Spencer	1	42	0	265	265	265.0
Goodson,Tyler	1	16	77	0	77	77.0
Sargent,Mekhi	1	11	71	0	71	71.0
Kelly-Martin,I.	1	4	29	0	29	29.0
Smith-Marsette	1	2	18	0	18	18.0
Total	1	75	195	265	460	460.0
Opponents	1	77	104	282	386	386.0

##	Defensive Leaders	gp	Tackles				tfl/yds	Sacks no-yds	Pass defense			Fumbles		blkd	
			ua	a	tot	int-yds			brup	qbh	rcv-yds	ff	kick	saf	
28	Koerner,Jack	1	9	4	13	1.0-1	
49	Niemann,Nick	1	8	.	8	
54	Nixon,Daviyon	1	4	3	7	2.5-9	0.5-5	
33	Moss,Riley	1	6	1	7	.	.	.	1	
35	Wade,B.	1	4	1	5	1.0-9	1.0-9	1-16	
Total		1	42	24	66	5-24	2-19	2-16	3	
Opponents		1	51	12	63	2-10	1-9	.	2	.	2-0	3	.	.	



IOWA FOOTBALL

33 Bowl Games 11 Big Ten Championships 28 Consensus All-America Honors 14 CFB Hall of Fame Inductees

Game	Score	First Downs	Rushing Att-Net	Pass. Yards	Passing Com.-Att.-Int	Total Offense	Punts- Avg.	Fum.- Lost	Pen. Yds.
Iowa	20	19	36-195	265	22-39-0	460	6-44.2	3-2	10-100
at Purdue	24	24	27-104	282	31-50-2	386	6-47.5	0-0	3-21





IOWA FOOTBALL

33 Bowl Games 11 Big Ten Championships 28 Consensus All-America Honors 14 CFB Hall of Fame Inductees

Individual

Points	8, Keith Duncan at Purdue, 10/24/20
Rushing Attempts	16, Tyler Goodson at Purdue, 10/24/20
Yards Rushing	77, at Purdue, 10/24/20
Pass Attempts	39 (22 comp.), Spencer Petras at Purdue, 10/24/20
Pass Completions	22 (39 att.), Spencer Petras at Purdue, 10/24/20
Yards Passing	265 (22-of-39), Spencer Petras at Purdue, 10/24/20
Receptions	5, Sam LaPorta at Purdue, 10/24/20
Yards Receiving	71, Sam LaPorta at Purdue, 10/24/20
Yards Total Offense	265, Spencer Petras at Purdue, 10/24/20
All-Purpose Yards	136, Tyler Goodson at Purdue, 10/24/20
Yards Punt Returns	37, Charlie Jones at Purdue, 10/24/20
Yards Kickoff Returns	65, Ihmir Smith-Marsette at Purdue, 10/24/20
Field Goals Made	2, Keith Duncan at Purdue, 10/24/20
Extra Points	2, Keith Duncan at Purdue, 10/24/20
Interceptions	1, 2X, Barrington Wade/Matt Hankins at Purdue, 10/24/20
Tackles	13, Jack Koerner at Purdue, 10/24/20
Sacks	1.0, Barrington Wade at Purdue, 10/24/20
TFL's	2.5, Daviyon Nixon at Purdue, 10/24/20

Team Offense (Iowa highs)

Points	20 at Purdue, 10/24/20
Rushing Attempts	36 at Purdue, 10/24/20
Net Yards Rushing	195 at Purdue, 10/24/20
Pass Attempts	39 (22 comp.) at Purdue, 10/24/20
Pass Completions	22 (39 att.) at Purdue, 10/24/20
Yards Passing	265 (22-of-39) at Purdue, 10/24/20
Yards Total Offense	460 at Purdue, 10/24/20
Total Plays	75 at Purdue, 10/24/20
First Downs	19 at Purdue, 10/24/20

Team Defense (Opponents lows)

Points	24 at Purdue, 10/24/20
Rushing Attempts	27 at Purdue, 10/24/20
Net Yards Rushing	104 at Purdue, 10/24/20
Pass Attempts	50 (31 comp.) at Purdue, 10/24/20
Pass Completions	31 (50 att.) at Purdue, 10/24/20
Yards Passing	282 at Purdue, 10/24/20
Yards Total Offense	386 at Purdue, 10/24/20
Total Plays	77 at Purdue, 10/24/20
First Downs	24 at Purdue, 10/24/20

Longest Plays

Run	21	Mekhi Sargent at Purdue, 10/24/20
Reception	40	Tyler Goodson at Purdue, 10/24/20
Field Goal	33	Keith Duncan at Purdue, 10/24/20
Interception Return	16	Barrington Wade at Purdue, 10/24/20
Fumble Return	--	
Punt Return	25	Charlie Jones at Purdue, 10/24/20
Kickoff Return	28	Ihmir Smith-Marsette at Purdue, 10/24/20
Scoring drive	73 (11 plays, 4:51)	at Purdue, 10/24/20
Non-scoring drive	59 (7 plays, 2:35)	at Purdue, 10/24/20





IOWA FOOTBALL

33 Bowl Games 11 Big Ten Championships 28 Consensus All-America Honors 14 CFB Hall of Fame Inductees

A kickoff was returned for a TD . . .

by Iowa -- Ihmir Smith-Marsette (98 yards), vs. USC, 12/27/19
by an opponent -- Will Likely (100 yards), Maryland, 10/31/15

A punt was returned for a TD . . .

by Iowa -- Kyle Groeneweg (returned 61 yards on PR), at Illinois, 11/17/18
by Iowa -- Paki O'Meara (returned 42 yards after block), vs. Eastern Illinois, 9/4/10
by an opponent -- Christian McCaffrey (63 yards), Stanford, 1/1/16
by an opponent -- Tremaine McCollum (returned six yards after block), Florida, 1/2/06

Two punts were returned for a TD . . .

by Iowa -- Kevonte Martin-Manley (83 and 63 yards), vs. Western Michigan, 9/21/13

A punt was blocked . . .

by Iowa -- A.J. Epenesa at Illinois, 11/17/18
by an opponent -- Jauan Wesley vs. Northern Illinois, 9/1/18

A punt was blocked and returned for a TD...

by Iowa -- Ben Niemann vs. Northwestern, 11/1/14
by an opponent -- Ryan Lewis (block), Pat Amara, Jr., return (TD) vs. Pittsburgh, 9/19/15

A field goal was blocked...

by Iowa -- Anthony Nelson vs. Penn State, 9/23/17
by an opponent -- Rickey Neal vs. Northern Iowa, 9/15/18

An interception was returned for a TD . . .

by Iowa -- Nick Niemann (25 yards), vs. USC, 12/27/19
by an opponent -- Chauncey Gardner, Jr., (58 yards), vs. Florida, 1/2/17

Two interceptions were returned for a TD . . .

by Iowa (individual) -- Josh Jackson (43 yards, 52 yards) at Wisconsin, 11/11/17
by Iowa (team) -- Josey Jewell (34 yards), Bo Bower (88 yards) vs. North Texas, 9/26/15

A fumble was returned for a TD . . .

by Iowa -- A.J. Epenesa (19 yards) at Illinois, 11/17/18
by an opponent -- Blake Dueitt (35 yards), vs. Ball State, 9/6/14

A blocked PAT attempt was returned for a score . . .

by Iowa -- D.J. Johnson (99 yards), at Penn State, 9/28/02
by an opponent -- Jason Simmons (85 yards), at Ohio State, 11/2/91

A safety was scored . . .

by Iowa -- (2) at Penn State, 10/27/18 on Dominique Daffney blocked punt & PSU bad snap
by an opponent -- Shareef Miller TFL on Akrum Wadley rush vs. Penn State, 9/23/17

A player rushed for over 200 yards . . .

by Iowa -- Akrum Wadley (26-204), at Northwestern, 10/17/15
by an opponent -- Jonathan Taylor (31-250), at Wisconsin, 11/9/19

Iowa had two 100 yard receivers...

T.J. Hockenson (4-107-2), Noah Fant (4-101-1), at Indiana, 10/13/18

A player passed for over 300 yards . . .

by Iowa -- Nate Stanley (308), vs. Illinois, 11/23/19
by an opponent -- Tanner Morgan (368), Minnesota, 11/16/19

A player scored four TDs . . .

by Iowa -- Akrum Wadley (4 rush), at Northwestern, 10/17/15
by an opponent -- Darnell Autry (3 rush, 1 rec.), Northwestern, 11/9/96

A team rushed for over 400 yards . . .

by Iowa -- vs. Tulsa (408 yards), 9/13/97
by an opponent -- Indiana (433 yards), 9/30/00

A team passed for over 400 yards . . .

by Iowa -- vs. Indiana (426 yards), 10/23/99
by an opponent -- Purdue (458 yards), 10/15/16

A team gained over 600 yards of total offense . . .

by Iowa -- vs. Middle Tennessee (644 yards), 9/28/19
by an opponent -- Wisconsin (604 yards), 11/13/99

A team scored over 50 points . . .

by Iowa -- at Illinois (63 points), 11/17/18
by an opponent -- at Minnesota (51 points), 11/8/14

A team was held under 75 yards rushing . . .

by Iowa -- vs. USC -- 18-22 yards, 12/27/19
by an opponent -- vs. Penn State -- 30-70 yards, 10/12/19

A team was held under 100 yards passing . . .

by Iowa -- Rutgers (47 yards), 9/7/19
by an opponent -- Nebraska (99 yards), 11/29/19

A team was held at/under 200 yards of total offense . . .

by Iowa -- Rutgers (125 yards), 9/7/19
by an opponent -- vs. Mississippi State (199 yards), 1/1/19

Iowa scored 3 or more non-offensive touchdowns . . .

by Iowa -- vs. Western Michigan (2 punts, 2 interceptions), 9/21/13

Iowa recovered an onside kick . . .

by Iowa -- first quarter vs. Illinois, 10/7/17

LARGEST MARGINS

Iowa Victories

Opponent, Year	Score	Mar.
Iowa Teachers, 1914	95-0	95
Coe, 1908	92-0	92
Iowa Wesleyan, 1890	91-0	91
Cornell, 1904	88-0	88
Cornell, 1913	76-0	76
Des Moines, 1905	72-0	72
Northwestern, 1913	78-6	72
Grinnell, 1904	69-0	69
Iowa Teachers, 1900	68-0	68
Northern Iowa, 1997	66-0	66
Northwestern, 1981	64-0	64
at Illinois, 2018	63-0	63
Cornell, 1920	63-0	63
Indiana, 1997	62-0	62
UTEP, 1986	69-7	62
Grinnell, 1900	63-2	61
Washington (Mo.), 1902	61-0	61
Knox, 1922	61-0	61
Cornell, 1894	60-0	60
Indiana, 1913	60-0	60
North Dakota St., 1947	59-0	59
Illinois, 1985	59-0	59
Cornell, 1891	64-6	58
Illinois, 1899	58-0	58
Drake, 1985	58-0	58
Upper Iowa, 1900	57-0	57
Western Michigan, 2013	59-3	56
Ball State, 2005	56-0	56
Coe, 1893	56-0	56
Purdue, 1922	56-0	56
Utah State, 1957	70-14	56
Minnesota, 2008	55-0	55
Ripon, 1928	61-6	55
Iowa State, 1985	57-3	54
Northern Illinois, 1986	57-3	54
Cincinnati, 1990	63-10	53
Kansas State, 1959	53-0	53
Northwestern, 2002	62-10	52
Kent State, 2001	51-0	51
Minnesota, 1983	61-10	51
Northern Illinois, 1991	58-7	51

Iowa Defeats

Opponent, year	Score	Mar.
Michigan, 1902	0-107	107
Illinois, 1902	0-80	80
Minnesota, 1903	0-75	75
Minnesota, 1916	0-67	67
Ohio State, 1950	21-83	62
Denver A.C., 1893	0-58	58
Nebraska, 1980	0-57	57
Michigan, 1971	7-63	56
Michigan, 1970	0-55	55
USC, 1976	0-55	55
Kansas, 1895	0-54	54
Minnesota, 1936	0-52	52
Notre Dame, 1967	6-56	50
Illinois, 1973	0-50	50





IOWA FOOTBALL

33 Bowl Games 11 Big Ten Championships 28 Consensus All-America Honors 14 CFB Hall of Fame Inductees

OFFENSE

Opponent	WR	TE/WR	LT	LG	C	RG	RT	QB	RB	FB/TE	WR/TE
at Purdue	Smith	LaPorta	Jackson	Schott	Linderbaum	Banwart	Cronk	Petras	Goodson	Beyer	Smith-Marsette
Northwestern											
Michigan State											
at Minnesota											
at Penn State											
Nebraska											
at Illinois											
Wisconsin											
Consec. Starts	1	2	10	5	14	1	1	1	5	3	1
Career Starts	20	3	35	8	14	10	*41	1	5	9	17

* Cronk made 40 career starts at Indiana

DEFENSE

Opponent	RE	DT	DT	LE	WLB	MLB	LEO/CASH	CB	CB	SS	FS/LB
at Purdue	VanValkenburg	Nixon	Heflin	Golson	Jacobs	Niemann	Wade	Hankins	Moss	Belton	Koerner
Northwestern											
Michigan State											
at Minnesota											
at Penn State											
Nebraska											
at Illinois											
Wisconsin											
Consec. Starts	1	1	1	14	1	1	1	9	1	2	5
Career Starts	1	2	*30	14	1	14	2	20	8	5	12

* Heflin made 29 career starts at Northern Illinois.

Offense Career Starts

Quarterback	Spencer Petras (1)
Wide Receiver	Tyrone Tracy, Jr. (8) Nico Ragaini (2) Brandon Smith (20) Ihmir Smith-Marsette (17)
Running Back	Tyler Goodson (5) Ivory Kelly-Martin (6) Mekhi Sargent (12)
Fullback	
Tight End	Shaun Beyer (9) Sam Laporta (3)

Offensive Line

Cole Banwart (10)
Coy Cronk (41)
Alaric Jackson (35)
Mark Kallenberger (5)
Tyler Linderbaum (14)
Kyler Schott (8)

Defense Career Starts

Defensive End	Chauncey Golston (14) Zach VanValkenburg (1)
Defensive Line	Jack Heflin (1) Daviyon Nixon (2) Austin Schulte (2)

Linebacker

Dane Belton (4)
Jack Campbell (1)
Djimon Colbert (23)
Jestin Jacobs (1)
Nick Niemann (14)
Barrington Wade (2)

Defensive Back

Dane Belton (1)
Julius Brents (5)
Matt Hankins (20)
Jack Koerner (12)
Kaevon Merriweather (1)
Riley Moss (8)





IOWA FOOTBALL

33 Bowl Games 11 Big Ten Championships 28 Consensus All-America Honors 14 CFB Hall of Fame Inductees

Opponent	Plays	Yards	T.O.P.	Result	Qtr.	Play
Purdue (4)	5	35	2:03	TD	2	Petras, 1-yd. run
	11	73	4:51	TD	2	Sargent, 1-yd. run
	5	54	0:31	FG	2	Duncan, 27-yd. FG
	10	42	4:01	FG	4	Duncan, 33-yd. FG

Iowa Avg. Drive 7.8 204 51.0

Season Avg. (4) 7.8 204 51.0

LONGEST DRIVES

Plays: 11 (73 yards, 4:51) at Purdue, 10/24/20

Yards: 73 (11 plays, 4:51) at Purdue, 10/24/20

Time of Possession: 4:51 (11 plays, 73 yards) at Purdue, 10/24/20

DRIVE ANALYSIS

Distance Length (minus)	Iowa		Opponent	
	TD	FG	TD	FG
0-9	0	0	0	0
10-19	0	0	0	0
20-29	0	0	0	0
30-39	1	0	0	0
40-49	0	1	0	0
50-59	0	1	0	0
60-69	0	0	1	0
70-79	1	0	2	1
80-89	0	0	0	0
90-99	0	0	0	0

GAME OPENING DRIVES

Game	Iowa			Opponent		
	Pts	Plys	Yds	Pts	Plys	Yds
Purdue	0	3	(-3)	0	3	3
N'wstern						
Mich. St.						
Minnesota						
Penn St.						
Nebraska						
Illinois						
Wisconsin						

SECOND HALF OPENING DRIVES

Game	Iowa			Opponent		
	Pts	Plys	Yds	Pts	Plys	Yds
Purdue	0	9	28	0	7	73
N'wstern						
Mich. St.						
Minnesota						
Penn St.						
Nebraska						
Illinois						
Wisconsin						

3rd Down and...

IOWA										OPPONENTS									
Yards	PUR	NW	MSU	MINN	PSU	NEB	ILL	WIS	Total	Yards	PUR	NW	MSU	MINN	PSU	NEB	ILL	WIS	TOTAL
1-3	2-2									1-3	1-3								
4-6	1-1									4-6	4-8								
7-9	1-3									7-9	1-4								
10-14	0-6									10-14	0-1								
15+	0-2									15+	0-0								
TOTALS	4-13									TOTAL	6-16								





IOWA FOOTBALL

33 Bowl Games 11 Big Ten Championships 28 Consensus All-America Honors 14 CFB Hall of Fame Inductees

Yards	Type	Player(s)	Opponent
40	Pass	Spencer Petras to Tyler Goodson	at Purdue
28	Pass	Spencer Petras to Nico Ragaini	at Purdue
25	Punt Return	Charlie Jones	at Purdue
22	Kick Return	Ihmir Smith-Marsette	at Purdue
21	Rush	Mekhi Sargent	at Purdue
20	Pass	Spencer Petras to Sam LaPorta	at Purdue
20	Pass	Spencer Petras to Sam LaPorta	at Purdue

BY LENGTH		
Yards	No.	TD
20-29	6	0
30-39	0	0
40-49	1	0
50-59	0	0
60-69	0	0
70-79	0	0
80-89	0	0
90+	0	0
TOTAL	7	0

BY PLAY TYPE		
Type	No.	TD
Rushing	1	0
Passing	4	0
Punt Returns	1	0
Kick Returns	1	0
Int. Returns	0	0
Fumble Returns	0	0
Other	0	0
TOTAL	7	0

LONGEST PLAYS OF 2020

RUSHING

21, Mekhi Sargent at Purdue, 10/24/20

RUSHING TOUCHDOWN

1, 2X, Spencer Petras/Mekhi Sargent at Purdue, 10/24/20

RECEIVING

40, Tyler Goodson at Purdue, 10/24/20

RECEIVING TOUCHDOWN

--

PUNT RETURN

25, Charlie Jones at Purdue, 10/24/20

KICK RETURN

21, Ihmir Smith-Marsette at Purdue, 10/24/20

INTERCEPTION RETURN

16, Barrington Wade at Purdue, 10/24/20

FUMBLE RETURN

--

PUNT

52, Tory Taylor at Purdue, 10/24/20

FIELD GOAL

33, Keith Duncan at Purdue, 10/24/20

GAME-BY-GAME LONGEST PLAYS

IOWA

Yds	Opponent	Player(s)
40	at Purdue	Tyler Goodson, reception

OPPONENT

Yds	Opponent	Player(s)
33	at Purdue	Zander Horvath, rush





IOWA FOOTBALL

33 Bowl Games 11 Big Ten Championships 28 Consensus All-America Honors 14 CFB Hall of Fame Inductees

IOWA BIG PLAYS

OPPONENT	Rushing			Passing				Special Teams		
	20-29	30-39	40+	20-29	30-39	40-49	50+	FG BLK	XPT BLK	PUNT BLK
at Purdue	1	0	0	3	0	1	0	0	0	0
Northwestern										
Michigan State										
at Minnesota										
at Penn State										
Nebraska										
at Illinois										
Wisconsin										
TOTALS										

OPPONENT BIG PLAYS

OPPONENT	Rushing			Passing				Special Teams		
	20-29	30-39	40+	20-29	30-39	40-49	50+	FG BLK	XPT BLK	PUNT BLK
at Purdue	0	1	0	2	0	0	0	0	0	0
Northwestern										
Michigan State										
at Minnesota										
at Penn State										
Nebraska										
at Illinois										
Wisconsin										
TOTALS										

TURNOVERS FORCED

OPPONENT	Iowa					Opponent			
	FUM	INT	TOT	PTS OFF	MARGIN	FUM	INT	TOT	PTS OFF
at Purdue	0	2	2	3	0	2	0	2	7
Northwestern									
Michigan State									
at Minnesota									
at Penn State									
Nebraska									
at Illinois									
Wisconsin									





IOWA FOOTBALL

33 Bowl Games 11 Big Ten Championships 28 Consensus All-America Honors 14 CFB Hall of Fame Inductees

IOWA DRIVE CHARTS

PURDUE

QTR.	START	TIME	PLAYS-YDS	TOP	RESULT
1st	IA 15	15:00	3-(-3)	1:45	Punt
	IA 14	11:29	3-0	0:29	Punt
	IA 25	7:07	7-59	2:35	Fumble
	IA 3	2:23	7-44	3:24	Punt
	P 35	12:24	5-35	2:03	TOUCHDOWN
2nd	IA 27	9:33	11-73	4:51	TOUCHDOWN
	IA 22	1:40	3-0	0:41	Punt
	IA 36	0:31	5-54	0:31	FIELD GOAL
	IA 19	12:18	9-28	4:27	Punt
3rd	IA 47	5:57	3-0	1:50	Punt
	IA 43	2:13	10-42	4:01	FIELD GOAL
4th	IA 25	8:20	6-47	2:20	Fumble
	IA 28	2:15	5-16	0:52	Downs

OPPONENT DRIVE CHARTS

PURDUE

QTR.	START	TIME	PLAYS-YDS	TOP	RESULT
1st	P 38	13:15	3-3	1:46	Punt
	P 34	11:00	9-66	3:53	TOUCHDOWN
	P 16	4:32	5-26	2:09	Punt
2nd	P 7	13:59	3-(-5)	1:35	Punt
	P 25	10:21	3-6	0:48	Punt
	P 25	4:42	9-75	3:02	TOUCHDOWN
	P 43	0:59	3-4	0:28	Interception
3rd	P 16	15:00	7-73	2:42	Interception
	P 1	7:51	4-18	1:54	Punt
	P 23	4:07	3-(-5)	1:54	Punt
4th	P 17	13:12	14-71	4:52	FIELD GOAL
	P 28	6:00	12-72	3:45	TOUCHDOWN





IOWA FOOTBALL

33 Bowl Games 11 Big Ten Championships 28 Consensus All-America Honors 14 CFB Hall of Fame Inductees

PASSING

Spencer Petras (RS So.)

Att: 39 at Purdue (10/24/20)
Comp: 22 at Purdue (10/24/20)
Yards: 265 at Purdue (10/24/20)
Long: 40 at Purdue (10/24/20)

Ihmir Smith-Marsette (Sr.)

Att: 1 vs. USC, 12/27/19

RUSHING

Max Cooper (Sr.)

Att: 1 at Indiana (10/13/18)
Yards: 9 at Indiana (10/13/18)
Long: 9 at Indiana (10/13/18)

Tyler Goodson (So.)

Att: 21 vs. Illinois (11/23/19)
Yards: 121 at Nebraska (11/29/19)
Long: 55 at Nebraska (11/29/19)
TD: 1, 5X, last vs. USC, 12/27/19

Ivory Kelly-Martin (Jr.)

Att: 24 vs. Maryland (10/20/18)
Yards: 98 vs. Maryland (10/20/18)
Long: 57 at Nebraska (11/24/17)
TD: 2 vs. North Texas (9/16/17)

Turner Pallissard (So.)

Att: 1 vs. MTSU (9/28/19)

Spencer Petras (RS So.)

Att: 3 at Purdue (10/24/20)
Yards: 1 vs. MTSU (9/28/19)
Long: 9 at Purdue (10/24/20)
TD: 1, 2X, last at Purdue (10/24/20)

Monte Pottebaum (So.)

Att: 1 vs. MTSU (9/28/19)

Nico Ragaini (So.)

Att: 1 vs. Miami, Ohio (8/31/19)
Yards: 2 vs. Miami, Ohio (8/31/19)
Long: 2 vs. Miami, Ohio (8/31/19)

Mekhi Sargent (Sr.)

Att: 26 vs. Nebraska (11/23/18)
Yards: 173 vs. Nebraska (11/23/18)
Long: 32 vs. Nebraska (11/23/18)
TD: 2, 3X, last at Illinois (11/17/18)

Ihmir Smith-Marsette (Sr.)

Att: 2, 6X, last at Purdue (10/24/20)
Yards: 45 at Nebraska (11/29/19)
Long: 45 at Nebraska (11/29/19)
TD: 1, 3X, last vs. USC, 12/27/19

Tyrone Tracy, Jr. (So.)

Att: 1, 7X, last vs. USC, 12/27/19
Yards: 23 vs. USC, 12/27/19
Long: 23 vs. USC, 12/27/19
TD: 1 vs. USC, 12/27/19

RECEIVING

Shaun Beyer (Sr.)

Catches: 3 vs. Miami, Ohio (8/31/19)
Yards: 40 vs. Illinois (11/23/19)
Long: 40 vs. Illinois (11/23/19)

Max Cooper (Sr.)

Catches: 1, 4X, last at Wisconsin (11/9/19)
Yards: 7 vs. UNI (9/15/18)
Long: 7 vs. UNI (9/15/18)

Tyler Goodson (So.)

Catches: 5, 2X, last at Purdue (10/24/20)
Yards: 62 at Michigan (10/5/19)
Long: 40 at Purdue (10/24/20)

Ivory Kelly-Martin (Jr.)

Catches: 3 vs. Northwestern (11/10/18)
Yards: 40 at Minnesota (10/6/18)
TD: 1 vs. Illinois (10/7/17)
Long: 25, 2X, last vs. Rutgers (9/7/19)

Sam LaPorta (So.)

Catches: 6 vs. USC, 12/27/19
Yards: 71 at Purdue (10/24/20)
Long: 41 at Northwestern (10/26/19)

Monte Pottebaum (So.)

Catches: 1 at Purdue (10/24/20)
Yards: 17 at Purdue (10/24/20)
Long: 17 at Purdue (10/24/20)

Nico Ragaini (So.)

Catches: 7 vs. Penn State (10/12/19)
Yards: 61 at Purdue (10/24/20)
Long: 45 vs. Miami, Ohio (8/31/19)
TD: 1, 2X, last vs. Minnesota (11/16/19)

Mekhi Sargent (Sr.)

Catches: 4, 2X, last vs. Miami, Ohio (8/31/19)
Yards: 65 vs. Miami, Ohio (8/31/19)
TD: 1 vs. Nebraska (11/23/18)
Long: 48 vs. UNI (9/15/18)

Brandon Smith (Sr.)

Catches: 9 vs. Purdue (10/19/19)
Yards: 106 vs. Purdue (10/19/19)
TD: 2 vs. MTSU (9/28/19)
Long: 34 at Michigan (10/5/19)

Ihmir Smith-Marsette (Sr.)

Catches: 5 vs. Penn State (10/12/19)
Yards: 121 vs. Illinois (11/23/19)
TD: 2, 2X, last vs. Rutgers (9/7/19)
Long: 60 at Minnesota (10/6/18)

Tyrone Tracy, Jr. (So.)

Catches: 6, 2X, last vs. Illinois (11/23/19)
Yards: 130 at Wisconsin (11/9/19)
TD: 1, 3X, last at Wisconsin (11/9/19)
Long: 75 at Wisconsin (11/9/19)

DEFENSE

Nick Anderson (Sr.)

Tackles: 1 at Purdue (10/24/20)
Asst: 1 at Purdue (10/24/20)

Dane Belton (So.)

Tackles: 6 vs. Purdue (10/19/19)
Solo: 5 vs. USC, 12/27/19
Asst: 3, 2X, last at Nebraska (11/29/19)
TFL: 1, 2X, last vs. USC, 12/27/19
PB: 1 at Purdue (10/24/20)

Seth Benson (So.)

Tackles: 4 vs. Miami, Ohio (8/31/19)
Solo: 2 vs. Miami, Ohio (8/31/19)
Asst: 2, 2X, last at Iowa State (9/14/19)

Shaun Beyer (Sr.)

Tackles: 1 at Penn State (10/27/18)
Solo: at Penn State (10/27/18)

Julius Brents (So.)

Tackles: 4 vs. Wisconsin (9/22/18)
Solo: 3 at Penn State (10/27/18)
Asst: 3 at Purdue (10/24/20)
INT: 1 at Minnesota (10/6/18)
PB: 2 at Minnesota (10/6/18)

Shadrick Byrd (RS Fr.)

Tackles: 1 at Purdue (10/24/20)
Asst: 1 at Purdue (10/24/20)

Jack Campbell (So.)

Tackles: 4 vs. Purdue (10/19/19)
Solo: 2 vs. Purdue (10/19/19)
Asst: 2 vs. Purdue (10/19/19)

Djimon Colbert (Jr.)

Tackles: 8, 3X, last at Iowa State (9/14/19)
Solo: 6 vs. Miami, Ohio (8/31/19)
Asst: 5, 2X, last at Iowa State (9/14/19)
INT: 1 vs. Rutgers (9/7/19)
TFL: 1, 3X, last at Nebraska (11/29/19)
PB: 1, 4X, last vs. Minnesota (11/16/19)
QH: 1 at Nebraska (11/29/19)

Max Cooper (Sr.)

Tackles: 1 vs. UNI (9/15/18)
Solo: 1 vs. UNI (9/15/18)

Joe Evans (So.)

Tackles: 3 vs. Minnesota (11/16/19)
Solo: 2 vs. Minnesota (11/16/19)
Asst: 1, 2X, last vs. Minnesota (11/16/19)
TFL: 1.5, 2X, last vs. Minnesota (11/16/19)
Sacks: 1.5, 2X, last vs. Minnesota (11/16/19)
QH: 1 at Northwestern (10/26/19)

Chauncey Golston (Sr.)

Tackles: 8, 2X, last vs. Penn State (10/12/19)
Solo: 5 at Michigan (10/5/19)
Asst: 4 vs. Penn State (10/12/19)
Sack: 1, 5X, last vs. Penn State (10/12/19)
TFL: 2.5 at Northwestern (10/26/19)
FR: 1, 3X, last vs. Mississippi State (1/1/19)
INT: 1, 2X, last at Northwestern (10/26/19)
QH: 3 vs. Purdue (10/19/19)
PB: 1, 5X, last at Purdue (10/24/20)





IOWA FOOTBALL

33 Bowl Games 11 Big Ten Championships 28 Consensus All-America Honors 14 CFB Hall of Fame Inductees

Matt Hankins (Sr.)

Tackles: 11 vs. Purdue (10/19/19)
Solo: 8 vs. Purdue (10/19/19)
Asst: 4 vs. Boston College (12/27/17)
TFL: 1 at Nebraska (11/29/19)
PB: 3 vs. Illinois (11/23/19)
INT: 1, 3X, last at Purdue (10/24/20)
QH: 1 at Nebraska (11/29/19)

Jermari Harris (RS Fr.)

Tackles: 2 vs. MTSU (9/28/19)
Solo: 2 vs. MTSU (9/28/19)

Jack Heflin (Sr.)

Tackles: 7, 2X, last vs. Toledo (11/7/18)
Solo: 5, 2X, last vs. Toledo (11/1/18)
Asst: 3, 3X, last at Vanderbilt (9/28/19)
TFL: 3.5 vs. Toledo (11/7/18)
Sacks: 2.5 vs. Toledo (11/7/18)
FF: 1, 3X, last at Toledo (11/13/19)
QH: 1, 3X, last vs. Ball State (10/5/19)
Blocked Kick: 1 vs. Utah (9/8/18)

Jestin Jacobs (RS Fr.)

Tackles: 1 at Purdue (10/24/20)
Asst: 1 at Purdue (10/24/20)

Ivory Kelly-Martin (Jr.)

Tackles: 1, 4X, last at Wisconsin (11/11/17)
Solo: 1, 2X, last at Wisconsin (11/11/17)
Asst: 1, 2X, last vs. Minnesota (10/28/17)

Jack Koerner (Jr.)

Tackles: 13, 2X, last at Purdue (10/24/20)
Solo: 9 at Purdue (10/24/20)
Asst: 9 vs. Penn State (10/12/19)
INT: 1 at Nebraska (11/29/19)
FF: 1 at Michigan (10/5/19)
TFL: 1, 2X, last at Purdue (10/24/20)
FR: 1, 2X, last vs. Illinois (11/23/19)
PB: 2 at Iowa State (9/14/19)

Tyler Linderbaum (So.)

Tackles: 1 at Purdue (10/24/20)
Solo: 1 at Purdue (10/24/20)

Henry Marchese (Jr.)

Tackles: 1, 2X, last at Nebraska (11/29/19)
Asst: 1, 2X, last at Nebraska (11/29/19)

Kaeon Merriweather (So.)

Tackles: 5 vs. Miami, Ohio (8/31/19)
Solo: 2 vs. Miami, Ohio (8/31/19)
Asst: 3 vs. Miami, Ohio (8/31/19)
PB: 1 vs. Miami, Ohio (8/31/19)

Riley Moss (Jr.)

Tackles: 7 at Purdue (10/24/20)
Solo: 6, 2X, last at Purdue (10/24/20)
Asst: 2 vs. Maryland (10/20/18)
TFL: 1 vs. Purdue (10/19/19)
INT: 2 at Minnesota (10/6/18)
PB: 2 vs. Maryland (10/20/18)

Nick Niemann (Sr.)

Tackles: 10 vs. Wisconsin (9/22/18)
Solo: 8 at Purdue (10/24/20)
Asst: 7 vs. Wisconsin (9/22/18)
Sack: 1, 2X, last vs. USC, 12/27/19
TFL: 1, 3X, last at Michigan (10/5/19)
INT: 1 vs. USC, 12/27/19
INT TD: 1 vs. USC, 12/27/19
QH: 1, 3X, last at Iowa State (9/14/19)

Daviyon Nixon (Jr.)

Tackles: 7 at Purdue (10/24/20)
Solo: 5 vs. MTSU (9/28/19)
Asst: 3 at Purdue (10/24/20)
Sack: 2 at Northwestern (10/26/19)
TFL: 2.5, 2X, last at Purdue (10/24/20)
QH: 1, 5X, last vs. Purdue (10/19/19)
PB: 1 at Northwestern (10/26/19)

Terry Roberts (So.)

Tackles: 2, 4X, last vs. Purdue (10/19/19)
Solo: 1, 4X, last at Purdue (10/24/20)
Asst: 2, 2X, last vs. Purdue (10/19/19)

Mekhi Sargent (Sr.)

Tackles: 1 at Illinois (11/17/18)
Solo: 1 at Illinois (11/17/18)

Austin Schulte (Sr.)

Tackles: 4 vs. Penn State (10/12/19)
Solo: 2 vs. Illinois (11/23/19)
Asst: 3 vs. Penn State (10/12/19)
TFL: 1 vs. Penn State (10/12/19)
QH: 1 vs. Purdue (10/19/19)

Noah Shannon (So.)

Tackles: 2 at Purdue (10/24/20)
Solo: 1, 2X, last vs. MTSU (9/28/19)
Asst: 2 at Purdue (10/24/20)
Sack: 0.5 at Purdue (10/24/20)
TFL: 0.5 at Purdue (10/24/20)
FF: 1 vs. Rutgers (9/7/19)
FR: 1 vs. Rutgers (9/7/19)

Caleb Shudak (Sr.)

Tackles: 1, 2X, last vs. Minnesota (11/16/19)
Solo: 1, 2X, last vs. Minnesota (11/16/19)

Brandon Smith (Sr.)

Tackles: 1 at Michigan (10/5/19)
Asst: 1 at Michigan (10/5/19)

Ihmir Smith-Marsette (Sr.)

Tackles: 1, 2X, last vs. Illinois (11/23/19)
Solo: 1, 2X, last vs. Illinois (11/23/19)

Tyrone Tracy, Jr. (So.)

Tackles: 1 at Michigan (10/5/19)
Solo: 1 at Michigan (10/5/19)

Zach VanValkenburg (Sr.)

Tackles: 3 vs. MTSU (9/28/19)
Solo: 1, 2X, last at Northwestern (10/26/19)
Asst: 3 vs. MTSU (9/28/19)

Barrington Wade (Sr.)

Tackles: 5 at Purdue (10/24/20)
Solo: 4 at Purdue (10/24/20)
Asst: 3 vs. MTSU (9/28/19)
TFL: 1 at Purdue (10/24/20)
Sack: 1 at Purdue (10/24/20)
INT: 1 at Purdue (10/24/20)

John Waggoner (So.)

Tackles: 1, 3X, last at Purdue (10/24/20)
Solo: 1 vs. Purdue (10/19/19)
Asst: 1, 2X, last at Purdue (10/24/20)
TFL: 1 vs. Purdue (10/19/19)
Sack: 1 vs. Purdue (10/19/19)

PUNT RETURNS

Max Cooper (Sr.)

Returns: 2 vs. USC, 12/27/19
Yards: 16 vs. Illinois (11/23/19)
Long: 16 vs. Illinois (11/23/19)

Charlie Jones (Jr.)

Returns: 3 at Purdue (10/24/20)
Yards: 37 at Purdue (10/24/20)
Long: 25 at Purdue (10/24/20)

Nico Ragaini (So.)

Returns: 4 at Michigan (10/5/19)
Yards: 54 at Michigan (10/5/19)
Long: 17 at Michigan (10/5/19)

KICKOFF RETURNS

Ivory Kelly-Martin (Jr.)

Returns: 3, 3X, last at Wisconsin (11/11/17)
Yards: 67 vs. Penn State (9/23/17)
Long: 35 at Michigan State (9/30/17)

Monte Pottebaum (So.)

Returns: 1 at Nebraska (11/29/19)
Yards: 10 at Nebraska (11/29/19)
Long: 10 at Nebraska (11/29/19)

Ihmir Smith-Marsette (Sr.)

Returns: 5 vs. Mississippi State (1/1/19)
Yards: 150 vs. Mississippi State (1/1/19)
Long: 98 vs. USC, 12/27/19
TD: 1, 2X, last vs. USC, 12/27/19

SPECIALISTS

Keith Duncan (Sr.)

FG: 4, 3X, last vs. Illinois (11/23/19)
FGA: 6 vs. Illinois (11/23/19)
PAT: 7, 2X, last vs. USC, 12/27/19
Long: 49, 2X, last at Nebraska (11/29/19)

Ryan Gersonde (Jr.)

Punts: 5, 2X, last vs. Minnesota (10/28/17)
Yards: 263 at Northwestern (10/21/17)
Avg.: 52.6 at Northwestern (10/21/17)
Long: 61 at Northwestern (10/21/17)

Tory Taylor (Fr.)

Punts: 6 at Purdue (10/24/20)
Yards: 265 at Purdue (10/24/20)
Avg. 44.2 at Purdue (10/24/20)
Long: 52 at Purdue (10/24/20)





IOWA FOOTBALL

33 Bowl Games 11 Big Ten Championships 28 Consensus All-America Honors 14 CFB Hall of Fame Inductees
MOST POINTS

1.	63 at Illinois.....	11-17-18
2.	62 vs. North Texas.....	9-25-15
	62 vs. Northwestern.....	11-9-02
4.	59 vs. Western Michigan.....	9-21-13
	59 vs. Northwestern.....	11-10-01
6.	57 vs. Akron.....	8-31-02
7.	56 at Nebraska.....	11-24-17
	56 vs. Ball State.....	9-3-05
	56 vs. Buffalo.....	9-6-03

FEWEST POINTS ALLOWED

1.	0 at Northwestern.....	10-26-19
	0 vs. Rutgers.....	9-7-19
	0 at Illinois.....	11-17-18
	0 vs. Maryland.....	10-20-18
	0 at Illinois.....	11-19-16
	0 vs. Ball State.....	9-26-10
	0 vs. Minnesota.....	11-21-09
	0 at Minnesota.....	11-22-08
	0 vs. Florida International.....	9-6-08
	0 vs. Syracuse.....	9-8-07
	0 vs. Ball State.....	9-3-05
	0 vs. Kent State.....	9-1-01
	0 vs. Northern Illinois.....	9-18-99

MOST FIRST DOWNS

1.	30 vs. Middle Tennessee.....	9-28-19
	30 vs. Kent State.....	9-1-01
3.	29 at Iowa State.....	9-9-17
	29 vs. Indiana.....	9-30-00
	29 vs. Indiana.....	10-23-99
6.	28 vs. North Texas.....	9-16-17
	28 at Purdue.....	11-9-13
	28 vs. Louisiana-Monroe.....	9-24-11
	28 vs. Ball State.....	9-26-10
	28 at Indiana.....	10-11-08
	28 vs. Minnesota.....	11-19-05
	28 vs. Buffalo.....	9-6-03

FEWEST FIRST DOWNS ALLOWED

1.	5 vs. Rutgers.....	9-7-19
	5 vs. Syracuse.....	9-8-07
3.	6 vs. Eastern Illinois.....	9-4-10
	6 at Minnesota.....	11-22-08
	6 vs. Penn State.....	10-23-04
6.	7 vs. Maryland.....	10-20-18
7.	8 vs. Ball State.....	9-26-10
	8 vs. Arizona.....	9-19-09
9.	9 at Purdue.....	9-27-14
	9 vs. Western Michigan.....	9-21-13
	9 vs. Georgia Tech.....	1-5-10
	9 vs. Penn State.....	10-25-03

MOST RUSHING ATTEMPTS

1.	60 at Iowa State.....	9-14-13
	60 vs. Kent State.....	9-4-04
3.	59 vs. North Texas.....	9-16-17
	59 vs. Northwestern.....	11-10-01
5.	58 vs. Western Michigan.....	9-21-13
	58 vs. Missouri State.....	9-7-13
7.	56 vs. Minnesota.....	11-16-02
	55 at Illinois.....	11-15-14
8.	53 at Purdue.....	10-15-16
	53 vs. Minnesota.....	11-17-01
11.	52 vs. Maryland.....	10-20-18
	52 at Purdue.....	11-9-13

FEWEST RUSHING ATT., OPPONENT

1.	17 by North Texas.....	9-16-17
	17 by Miami (Ohio).....	9-7-02
3.	18 by USC.....	12-27-19
	18 by Purdue.....	10-19-19
5.	19 by Iowa State.....	9-14-19
	19 by Kent State.....	9-4-05
7.	20 by Western Michigan.....	9-21-13
	20 by Michigan State.....	10-30-10
	20 by Michigan.....	10-26-02
	20 by Utah State.....	9-21-02
	20 by Texas Tech.....	11-29-01

MOST RUSHING YARDS

1.	376 vs. Akron.....	8-31-02
2.	365 at Purdue.....	10-15-16
	365 vs. Minnesota.....	11-16-02
4.	351 vs. Middle Tennessee.....	9-28-19
5.	318 at Purdue.....	11-9-13
6.	313 at Nebraska.....	11-24-17
7.	304 at Illinois.....	11-15-14
8.	301 vs. Illinois.....	10-1-05
9.	300 vs. Utah State.....	9-21-02
10.	298 vs. Missouri State.....	9-7-13

FEWEST RUSHING YARDS ALLOWED

1.	-13 vs. Kent State.....	9-4-04
2.	6 vs. Northern Iowa.....	9-15-18
3.	7 at Minnesota.....	11-22-08
4.	10 vs. Montana.....	9-2-06
5.	14 vs. Miami (Ohio).....	9-7-02
6.	19 vs. Iowa State.....	9-8-18
	19 vs. Wisconsin.....	10-12-05
8.	22 vs. USC.....	12-27-19

MOST PASSES ATTEMPTED

1.	61 vs. Indiana.....	10-23-99
2.	56 at Maryland.....	10-18-14
3.	55 vs. Ball State.....	9-6-14
	55 vs. Florida.....	1-1-06
5.	50 at Penn State.....	10-27-18
6.	51 vs. Minnesota.....	11-20-99
7.	48 vs. Pittsburgh.....	9-17-11
8.	47 vs. Michigan State.....	11-12-11
9.	46 vs. Michigan State.....	10-5-13
	46 vs. Purdue.....	11-6-04

MOST PASSES COMPLETED

1.	36 vs. Indiana.....	9-30-99
2.	35 vs. Ball State.....	9-6-14
3.	32 at Maryland.....	10-18-14
	32 vs. Florida.....	1-1-06
5.	31 vs. Northern Iowa.....	8-30-14
	31 vs. Pittsburgh.....	9-17-11
7.	30 vs. Indiana.....	9-30-00
8.	29 vs. Ohio State.....	10-30-99
9.	28 vs. Minnesota.....	11-20-99

FEWEST PASSES ATT., OPPONENT

1.	9 by Georgia Tech.....	1-5-10
2.	10 by Northwestern.....	10-27-12
3.	13 by Nebraska.....	9-23-00
	13 by Iowa State.....	9-11-99
5.	14 by Wisconsin.....	11-22-14
	14 by Minnesota.....	11-8-14
	14 by Northwestern.....	10-26-13
	14 by Nebraska.....	11-23-12
9.	15 by Nebraska.....	9-4-99
10.	16 by Maryland.....	10-20-18
	16 by Northern Illinois.....	9-1-12
	16 by Wisconsin.....	11-13-99

FEWEST PASSES COMP., OPPONENT

1.	2 by Georgia Tech.....	1-5-10
2.	6 by Maryland.....	10-20-18
	6 by Northern Illinois.....	9-1-12
	6 by Iowa State.....	9-11-99
5.	7 by LSU.....	1-1-14
	7 by Indiana.....	10-11-14
	7 by Northwestern.....	10-27-12
	7 by Syracuse.....	9-8-07
	7 by Buffalo.....	9-6-03
10.	8 by Nebraska.....	11-23-12
	8 by Ball State.....	9-26-10
12.	9 by Minnesota.....	10-28-17
	9 by Northwestern.....	11-1-14
	9 by Maine.....	8-30-08
	9 by Penn State.....	11-13-04
	9 by Minnesota.....	10-23-04

MOST PASSING YARDS

1.	426 vs. Indiana.....	10-23-99
2.	399 vs. Pittsburgh.....	9-17-11
3.	380 vs. Indiana.....	9-30-00
4.	377 vs. Minnesota.....	11-19-05
5.	364 at Minnesota.....	11-18-06
6.	357 vs. Purdue.....	10-8-05

FEWEST PASSING YARDS ALLOWED

1.	12 vs. Georgia Tech.....	1-5-10
2.	47 vs. Rutgers.....	9-7-19
	47 vs. Maryland.....	10-20-18
4.	54 vs. Northern Illinois.....	9-1-12
5.	56 vs. Ball State.....	9-26-10
6.	58 vs. Buffalo.....	9-6-03
7.	63 vs. Nebraska.....	11-23-12
8.	72 at Purdue.....	9-27-14
9.	73 vs. Minnesota.....	11-20-04
10.	74 vs. Maryland.....	10-31-15
11.	75 vs. Northwestern.....	11-1-14
12.	79 vs. Syracuse.....	9-8-07
13.	82 at Illinois.....	11-17-18

MOST TOTAL OFFENSE

1.	644 vs. Middle Tennessee.....	9-28-19
2.	613 vs. Minnesota.....	11-19-05
3.	602 vs. Northwestern.....	11-10-01
4.	593 vs. Akron.....	8-31-02
5.	587 at Illinois.....	11-14-14
6.	562 vs. Ball State.....	9-26-10
7.	552 vs. Indiana.....	10-23-99
8.	546 at Minnesota.....	11-18-06
9.	545 vs. Northern Iowa.....	9-15-18

FEWEST TOTAL YARDS ALLOWED

1.	103 vs. Syracuse.....	9-8-07
2.	110 vs. Kent State.....	9-4-04
3.	112 vs. Ball State.....	9-26-10
4.	115 vs. Maryland.....	10-20-18
5.	125 vs. Rutgers.....	9-7-19
6.	134 at Minnesota.....	11-22-08
7.	144 vs. Montana.....	9-2-06
	144 vs. Ball State.....	9-3-05

PUNTING AVERAGE (MIN. OF 4)

1.	53.0 at Northwestern.....	10-21-17
2.	51.5 vs. Western Michigan.....	9-9-00
3.	51.0 vs. Arizona.....	9-19-09
4.	50.2 vs. Penn State.....	11-4-00
5.	50.0 vs. Wisconsin.....	11-13-99
6.	49.2 vs. LSU.....	1-1-05
7.	49.0 vs. Miami (Ohio).....	9-7-02

MOST TIME OF POSSESSION

1.	41:53 vs. Kent State.....	9-4-04
2.	40:55 vs. Maryland.....	10-20-18
3.	40:45 vs. North Texas.....	9-16-17
4.	38:42 vs. Northern Illinois.....	9-1-12
5.	38:27 vs. Michigan.....	10-26-02
6.	38:18 vs. Missouri State.....	9-7-13
7.	38:07 at Indiana.....	10-11-08
8.	38:03 at Iowa State.....	9-14-13
9.	37:56 vs. Arizona.....	9-19-09
10.	37:38 vs. Rutgers.....	9-7-19
11.	37:37 at Minnesota.....	11-22-08
12.	37:36 vs. Nebraska.....	11-28-14

Bold denotes 2020




IOWA FOOTBALL

33 Bowl Games

11 Big Ten Championships

28 Consensus All-Americans

14 CFB Hall of Fame Inductees

Offense

Pos.No.		Name	Ht.	Wt.	Yr.	Hometown (Previous School)
WR.....12	**	Brandon Smith ^	6-2	215	Sr.	Lake Cormorant, Miss. (Lake Cormorant)
	*	Tyrone Tracy, Jr.	5-11	203	So.	Camby, Ind. (Decatur Central)
TE.....84	*	Sam LaPorta ^	6-4	249	So.	Highland, Ill. (Highland)
	***	Shaun Beyer	6-5	248	Sr.	Shellsburg, Iowa (Cedar Rapids Kennedy)
LT.....77	***	Alaric Jackson	6-6	315	Sr.	Detroit, Mich. (Renaissance)
	*	Jack Plumb	6-7	293	So.	Green Bay, Wis. (Bay Port)
LG.....61	***	Cole Banwart	6-4	296	Sr.	Ottosen, Iowa (Algona)
	*	Cody Ince	6-4	285	So.	Balsam Lake, Wis. (Unity)
C.....65	*	Tyler Linderbaum	6-3	289	So.	Solon, Iowa (Solon)
		Justin Britt	6-3	293	#Fr.	Indianapolis, Ind. (Warren Central)
RG.....64	*	Kyler Schott	6-2	293	Jr.	Coggon, Iowa (North Linn)
	**	Mark Kallenberger	6-5	290	Jr.	Bettendorf, Iowa (Bettendorf)
RT.....51		Coy Cronk	6-5	305	Sr.	Lafayette, Ind. (Central Catholic/Indiana)
		Nick DeJong	6-6	296	#Fr.	Pella, Iowa (Pella)
WR.....6	***	Ihmir Smith-Marsette ^	6-1	179	Sr.	Newark, N.J. (Weequahic)
	*	Nico Ragaini	6-0	193	So.	East Haven, Conn. (Avon Old Farms Prep)
QB.....7		Spencer Petras	6-5	231	So.	San Rafael, Calif. (Marin Catholic)
		Alex Padilla	6-1	198	#Fr.	Greenwood Village, Co. (Cherry Creek)
RB.....15	*	Tyler Goodson ^	5-10	200	So.	Suwanee, Ga. (North Gwinnett)
	**	Mekhi Sargent	5-9	209	Sr.	Key West, Fla. (Key West/Iowa Western)
	**	Ivory Kelly-Martin	5-10	204	Jr.	Plainfield, Ill. (Oswego East)
FB.....38	*	Monte Pottebaum	6-1	244	So.	Larchwood, Iowa (West Lyon)
		Turner Pallissard	6-0	248	So.	Frankfort, Ill. (Lincoln-Way East)
PK.....3	**	Keith Duncan	5-10	179	Sr.	Weddington, N.C. (Weddington)
	*	Caleb Shudak	5-8	178	Sr.	Council Bluffs, Iowa (Lewis Central)

Defense

Pos.No.		Name	Ht.	Wt.	Yr.	Hometown (Previous School)
LE.....57	**	Chauncey Golston	6-5	270	Sr.	Detroit, Mich. (East English Village)
	*	Joe Evans	6-2	248	So.	Ames, Iowa (Ames)
LT.....54	*	Daviyon Nixon	6-3	305	Jr.	Kenosha, Wis. (Indian Trail/Iowa Western)
	*	Noah Shannon	6-0	288	So.	Aurora, Ill. (Oswego)
RT.....96		Jack Heflin	6-4	312	Sr.	Prophetstown, Ill. (Eric-Prophetstown/Northern Ill.)
	*	Dalles Jacobus	6-0	294	Sr.	Palo, Iowa (Cedar Rapids Kennedy)
RE.....97	*	Zach VanValkenburg	6-4	270	Sr.	Zeeland, Mich. (Zeeland West)
	*	John Waggoner	6-5	271	So.	Des Moines, Iowa (Dowling)
Leo/Cash....35	**	Barrington Wade	6-1	236	Sr.	Skokie, Ill. (Niles North)
	*	Dane Belton ^	6-1	205	So.	Tapa Fla. (Jesuit)
OR.....8	***	Matt Hankins ^	6-0	180	Sr.	Lewisville, Tex. (Marcus)
MLB.....49	***	Nick Niemann	6-4	233	Sr.	Sycamore, Ill. (Sycamore)
	*	Seth Benson	6-0	231	So.	Sioux Falls, S.D. (Washington)
WLB.....5		Jestin Jacobs	6-4	235	#Fr.	Englewood, Ohio (Northmont)
	**	Barrington Wade	6-1	236	Sr.	Skokie, Ill. (Niles North)
LC.....8	***	Matt Hankins ^	6-0	180	Sr.	Lewisville, Tex. (Marcus)
	*	Julius Brents	6-3	204	So.	Indianapolis, Ind. (Warren Central)
SS.....4	*	Dane Belton ^	6-1	205	So.	Tapa Fla. (Jesuit)
	*	Kaevon Merriweather	6-0	205	So.	Belleville, Mich. (Belleville)
FS.....28	**	Jack Koerner	6-0	205	Jr.	Des Moines, Iowa (Dowling)
		Quinn Schulte	6-1	197	#Fr.	Cedar Rapids, Iowa (Xavier)
RC.....33	**	Riley Moss ^	6-1	191	Jr.	Ankeny, Iowa (Centennial)
	*	Terry Roberts	5-10	177	So.	Erie, Pa. (Cathedral Prep)
PT.....9		Tory Taylor	6-4	225	Fr.	Melbourne, Australia (Haileybury College)
		Ryan Gersonde	6-4	194	Jr.	Milwaukee, Wis. (Marquette)
		Nick Phelps	5-10	207	So.	Kingsley, Iowa (Woodbury Central)

Punt Returns: 16 Charlie Jones

Kickoff Returns: 6 Ihmir Smith-Marsette

Deep Snaps: 18 Austin Spiewak

Holder: 2 Ryan Gersonde

* - Letters won ^ - Redshirt year still available

- Indicates redshirt freshman





IOWA FOOTBALL

2020 Numerical Roster

No.	Name	Pos.	No.	Name	Pos.	No.	Name	Pos.
1	Aaron Blom	K	26	* Kaevon Merriweather	DB	57	Clayton Thurm	OL
1	Nolan Donald	WR	27	Jermari Harris	DB	58	Taylor Fox	DL
2	Ryan Gersonde	P	27	Jack Johnson	WR	60	Noah Fenske	OL
2	Deuce Hogan	QB	28	** Jack Koerner	DB	61	*** Cole Banwart	OL
3	** Keith Duncan	PK	28	Isaiah Wagner	WR	63	Justin Britt	OL
3	* Tyrone Tracy, Jr.	WR	29	Sebastian Castro	DB	64	* Kyler Schott	OL
4	* Dane Belton ^	DB	29	Jackson Ritter	WR	65	* Tyler Linderbaum	OL
4	Leshon Williams	RB	30	Quinn Schulte	DB	66	* Dalles Jacobus	DL
5	Jestin Jacobs	LB	31	* Jack Campbell ^	LB	69	Tyler Endres	OL
6	*** Ihmir Smith-Marsette ^	WR	32	Johnny Plewa	FB	71	** Mark Kallenberger	OL
7	Reggie Bracy	DB	33	** Riley Moss ^	DB	73	* Cody Ince	OL
7	Spencer Petras	QB	34	Jay Higgins	LB	74	* Austin Schulte	DL
8	*** Matt Hankins ^	DB	35	** Barrington Wade	LB	75	Josh Volk	OL
8	Alex Padilla	QB	36	Mike Timm	LB	76	Tyler Elsburry	OL
9	Jack Combs	WR	37	Kyler Fisher	DB	77	*** Alaric Jackson	OL
9	Tory Taylor	P	38	* Monte Pottebaum	FB	78	Mason Richman	OL
10	** Mekhi Sargent	RB	40	Turner Pallissard	FB	79	* Jack Plumb	OL
10	* Caleb Shudak	PK	40	Josef Smith	LB	80	Josiah Miamen	TE
11	Connor Kapisak	QB	41	Colton Dinsdale	FB	81	Desmond Hutson	WR
11	AJ Lawson	DB	42	*** Shaun Beyer	TE	82	Calvin Lockett	WR
12	** Brandon Smith ^	WR	43	Matt Lorbeck ^	DL	83	Alec Kritta	WR
13	* Joe Evans	DE	44	* Seth Benson	LB	84	* Sam LaPorta ^	TE
13	** Henry Marchese	DB	45	Deontae Craig	DL	85	Luke Lachey	TE
14	Quavon Matthews	WR	45	Nick Phelps	P	85	Logan Lee	DL
14	Daraun McKinney	DB	46	Logan Klemp	LB	86	Tommy Kujawa	TE
15	Dallas Craddieth	DB	47	Nick Anderson	LB	86	Jameson Witte	DL
15	* Tyler Goodson ^	RB	47	Andrew Wilson	TE	87	Elijah Yelverton	TE
16	Charlie Jones	WR	48	Ethan Hurkett	DL	88	Isaiah Bruce	DL
17	Brenden Deasfernandes	DB	48	Bryce Schulte	TE	88	Jackson Frericks	TE
17	Wyatt Wegener	WR	49	*** Nick Niemann	LB	89	* Nico Ragaini	WR
18	Austin Spiewak	LS	50	Zach Kluver	LS	91	Lukas Van Ness	DL
18	Diante Vines	WR	50	Louie Stec	DT	92	* John Waggoner	DL
19	** Max Cooper ^	WR	51	Coy Cronk	OL	93	Jake Karchinski	DL
20	* Julius Brents	DB	52	Asher Fahey	OL	94	Yahya Black	DL
20	Keontae Lockett	RB	53	Spencer Daufeldt	DL	95	Logan Jones	DL
21	Thomas Hartlieb	DB	54	Matt Fagan	OL	96	Lucas Amaya	K
21	** Ivory Kelly-Martin	RB	54	* Daviyon Nixon	DT	96	Jack Heflin	DL
22	* Terry Roberts	DB	55	Luke Empen	OL	97	Liam Reardon	LS
23	Shadrack Byrd	RB	55	Yahweh Jeudy	LB	97	* Zach VanValkenburg	DL
25	Gavin Williams	RB	56	Nick DeJong	OL	98	Chris Reames	DL
26	Jamison Heinz	WR	57	** Chauncey Golston	DL	99	* Noah Shannon	DL

* - - indicates letters won