



IOWA FOOTBALL

GAME #12: IOWA VS NEBRASKA (HY-VEE HEROES GAME)

IOWA HAWKEYES

RESULTS/SCHEDULE 7-4, 4-4

9/1	Northern Illinois	W, 33-7
9/8	Iowa State	W, 13-3
9/15	Northern Iowa	W, 38-14
9/22	#18 Wisconsin*	L, 17-28
10/6	at Minnesota*	W, 48-31
10/13	at Indiana*	W, 42-16
10/20	Maryland *	W, 23-0
10/27	at #17 Penn State*	L, 24-30
11/3	at Purdue*	L, 36-38
11/10	Northwestern*	L, 10-14
11/17	at Illinois*	W, 63-0
11/23	Nebraska*	11:05 a.m./FOX

* -- Big Ten Conference Game

NEBRASKA CORNHUSKERS

RESULTS/SCHEDULE 4-7, 3-5

9/8	Colorado	L, 28-33
9/15	Troy	L, 19-24
9/22	at #19 Michigan*	L, 10-56
9/29	Purdue*	L, 28-42
10/6	at #16 Wisconsin*	L, 24-41
10/13	at Northwestern*	L, 31-34 (OT)
10/20	Minnesota*	W, 53-28
10/27	Bethune-Cookman*	W, 45-9
11/3	at #8 Ohio State*	L, 31-36
11/10	Illinois*	W, 54-35
11/17	Michigan State	W, 9-6
11/23	at Iowa*	11:05 a.m./FOX

* -- Big Ten Conference Game

IOWA COACHES GAME DAY LOCATIONS

OFFENSE

Brian Ferentz (field)	Off. Coord./TE's
Ken O'Keefe (field)	Quarterbacks
Derrick Foster (field)	Running Backs
Kelton Copeland (booth)	Wide Receivers
Tim Polasek (field)	Offensive Line
Austin Showalter (booth)	Analyst
Joe Pawlak (booth)	Grad. Assistant
Josh Sinagoga (booth)	Grad. Assistant

DEFENSE

Phil Parker (field)	Def. Coord./DBs
Kelvin Bell (booth)	Asst. Def. Line
Reese Morgan (field)	Defensive Line
Seth Wallace (field)	Linebackers
Martin Hopkins (booth)	Grad. Asst.
Tyler Parker (booth)	Analyst
Shane Viilo (booth)	Grad. Asst.

SPECIAL TEAMS

LeVar Woods (field)	ST Coordinator
---------------------	----------------



IOWA HAWKEYES

Record: 7-4, 4-4
AP Ranking: RV
Coaches Ranking: RV
Head Coach: Kirk Ferentz
Alma Mater: Connecticut
Overall Record: 162-122 (23 yrs)
Record at Iowa: 150-101 (20 yrs)



NEBRASKA CORNHUSKERS

Record: 4-7, 3-5
AP Ranking: NR
Coaches Ranking: NR
Head Coach: Scott Frost
Alma Mater: Nebraska
Overall Record: 23-14 (3 years)
Record at Nebraska: 4-7 (1 year)

THE SETTING

Date: Friday, Nov. 23
Location: Iowa City, Iowa
Stadium: Kinnick Stadium (69,250)
Surface: Field Turf
Kickoff: 11:05 a.m. (CT)
Series: Nebraska leads, 16-29-3
TV: FOX (FOXSPORTSGO)
Brian Custer, play-by-play
Ben Leber, analyst
Jen Hale, sideline
Radio: Hawkeye Radio Network, KRUI, Compass Radio
Gary Dolphin, play-by-play
Ed Podolak, color analyst
Rob Brooks, sideline reporter
Live Audio: hawkeyesports.com (Hawkeye All-Access)
Live Stats: hawkeyesports.com
Twitter: @TheIowaHawkeyes / @IowaFBLive
Satellite Radio: Sirius Channel 83; XM Channel 83
Tickets: hawkeyesports.com/tickets



1 Iowa and Nebraska are playing "The Hy-Vee Heroes Game" Friday, with the winner claiming the Heroes Trophy. Iowa has won three straight in the series, and is 12-3 in its last 15 trophy games.

2 The Hawkeyes rank second in the Big Ten in scoring defense (16.5), rushing defense (99.5), passing defense (180.1), and total defense (279.5). Iowa's total defense ranks sixth. Its rushing defense ranks eighth in the country. Iowa is ninth in the country in scoring defense.

3 QB Nate Stanley has 21 touchdown passes, third most in the Big Ten. He needs six touchdowns to tie Chuck Long (1985) for Iowa's single-season record. He is 15 yards shy of becoming the ninth player in school history to reach 5,000 career passing yards.

4 The Hawkeyes have 17 interceptions in 2018, most in the B1G and tied for second in the country. Iowa has 15 thefts since SS Geno Stone entered the starting lineup and Amani Hooker moved from SS to OLB. Iowa led the nation in interceptions (21) in 2017.

5 The Hawkeyes lead the Big Ten and rank third in the country averaging 28.5 yards per kickoff return. WR Ihmir Smith-Marsette ranks No. 2 in the country, averaging 31.9 yards on 15 returns.

6 The Hawkeyes are tied for second in the B1G with 31 sacks. DE A.J. Epensesa leads the team and ties for second in the B1G with 8.5 sacks. DE Anthony Nelson is tied for sixth in the B1G with 7.5 sacks. The 16 combined sacks are the most of any pair of teammates in the B1G.

7 Noah Fant has 19 career TD receptions, more than any other tight end in program history and enough for fourth all-time in program history. The 19 touchdown receptions rank third all-time in Big Ten history by a tight end (Dave Young, Purdue, 27; Josiah Price, MSU, 21).


8 T.J. Hockenson leads the team with 663 receiving yards and 41 receptions, both career highs. Hockenson also has a career-high six receiving TDs, tied for ninth in the B1G. Hockenson's 663 receiving yards are the fourth-highest single-season total in school history by a tight end, and the most by a Hawkeye TE since Dallas Clark caught 43 passes for 742 yards in 2002.

9 Senior center Keegan Render leads an offensive line that has allowed 13 quarterback sacks, fewest in the Big Ten.

10 Kirk Ferentz is one of five coaches to win at least 150 games as a member of the Big Ten Conference. The top five includes Woody Hayes (202), Amos Alonza Stagg (199), Bo Schembechler (194), Joe Paterno (162), and Ferentz (150).



QB



4 NATE STANLEY | JR | 6-4 | 242
Menomonie, Wisconsin (Menomonie)
 • 24 career starts/31 career games played
 • 21 touchdown passes, third in the Big Ten
 • 47 career TDs, 4th all-time
 • 4,985 career passing yards, 10th all-time
 • 47 TDs last 2 seasons, 2nd all-time (Chuck Long, 49)

RB



10 MEKHI SARGENT | SO | 5-10 | 210
Key West, Florida (Key West)
 • 2 career starts/11 career games played
 • Team leader in rushing yards (575) and TDs (8)
 • Eight TDs ties for team lead with TE Noah Fant
 • Career bests 17 rushes, 121 yards Week 11 at ILL
 • Joined program after 1 season at Iowa Western CC

RB




28 TOREEN YOUNG | SO | 5-11 | 221
Madison, Wisconsin (Monona Grove)
 • 4 career starts/18 career games played
 • 547 rushing yards, second on the team
 • Team-best 4.8 yards per carry
 • Career-high 96 yards rushing Week 6 at IND
 • First career TD reception at IND (11 yards)

LT




77 ALARIC JACKSON | SO | 6-7 | 320
Detroit, Michigan (Renaissance)
 • 22 career starts/22 career games played
 • 22 career starts, all at LT
 • 2017 FWAA Freshman All-American
 • 2017 BTN.com All-Freshman Team
 • 2017 Academic All-Big Ten

LG




59 ROSS REYNOLDS | SR | 6-4 | 295
Waukee, Iowa (Waukee)
 • 12 career starts/29 career games played
 • Started Weeks 1-11 at LG
 • Appeared in all 13 games last year at LG
 • Attended the same high school as DE Anthony Nelson
 • Business major

C



69 KEEGAN RENDER | SR | 6-4 | 307
Indianola, Iowa (Indianola)
 • 31 career starts/50 career games played
 • Started Weeks 1-11 at C (11 career starts at C)
 • Rimington Trophy Preseason Watch List
 • Preseason Third team All-Big Ten by Athlon Sports
 • Played in every game since 2015 opener

RG




61 COLE BANWART | SO | 6-4 | 296
Ottosen, Iowa (Algona)
 • 4 career starts/13 career games played
 • Started Weeks 1-2, 9-11 at RG, DNP Week 3
 • Appeared in three games in 2017
 • Missed Pinstripe Bowl with injury
 • Redshirted in 2016

RT




74 TRISTAN WIRFS | SO | 6-5 | 315
Mount Vernon, Iowa (Mount Vernon)
 • 18 career starts/20 career games played
 • 17 career starts at RT
 • Started Weeks 6-12 at RT, started bowl game at LT in '17
 • 1st true freshman in Ferentz era to start at o-tackle
 • 1 of 4 true freshmen in Ferentz era to start on OL

WR




84 NICK EASLEY | SR | 5-11 | 205
Newton, Iowa (Newton/Iowa Western CC)
 • 20 career starts/24 career games played
 • 40 receptions, second on the team (51 rec. in 2017)
 • Career highs in rec. (10) and rec. yards (103) in Week 3
 • First Hawkeye with 10 receptions in a game since '11 (K. Davis)
 • Led team in rec. Week 3 (10), Week 5 (6), Week 10 (8)

WR



12 BRANDON SMITH | SO | 6-3 | 219
Lake Cormorant, Mississippi (Lake Cormorant)
 • 15 career starts/20 career games played
 • First career touchdown (10 yards) Week 7
 • Career-high 5 receptions and 68 yards Week 5
 • 1 of 10 true freshmen to see action in 2017
 • State champion high jumper in Mississippi (6' 6")

WR




6 IHMIR SMITH-MARSETTE | SO | 6-1 | 175
Newark, New Jersey (Weequahic)
 • 6 career starts/22 career games played
 • Averages 31.9 yards on 15 KO returns, second in FBS
 • 18.0 yards per reception, 2nd in Big Ten
 • 3 receptions for a career-high 90 yards in Week 10
 • 60-yd TD reception Week 5, 60-yd kickoff return Week 6

TE



87 NOAH FANT | JR | 6-4 | 241
Omaha, Nebraska (Omaha South)
 • 14 career starts/35 career games played
 • Team-high seven touchdown receptions
 • 19 career TD rec., most ever by Iowa TE (4th all-time)
 • 19 career TD rec., third in BIG history for a TE
 • 102 yds receiving Week 6, second career 100-yard game

TE



38 T.J. HOCKENSON | SO | 6-5 | 250
Chariton, Iowa (Chariton)
 • 23 career starts/24 career games played
 • Team-best 663 yds receiving on 41 receptions
 • Career-high seven receptions Week 10 (89 yards)
 • 7 TDs ties for second on the team (6 receiving, 1 rushing)
 • 16.1 yard per catch ranks seventh in Big Ten

RB



21 IVORY KELLY-MARTIN | SO | 5-10 | 200
Plainfield, Illinois (Oswego East)
 • 7 career starts/20 career games played
 • Career-high 24 att. for career-high 98 yds Week 7
 • 92 carries, third on the team
 • 341 yards rushing, 2 rushing TDs, third on the team
 • DNP Weeks 2-3, 6, 11 (injury)

K




91 MIGUEL RECINOS | SR | 6-1 | 193
Mason City, Iowa (Mason City)
 • 28 career games played | Joined team in 2014 as a walk-on
 • Career-long 49-yard FG at Penn State
 • 14-18 FG attempts
 • Three field goals Week 7 (career high)
 • 164 career points, 17th all-time

P



7 COLTEN RASTETTER | JR | 6-1 | 213
Guttenberg, Iowa (Clayton Ridge)
 • 27 career games played
 • 39.8 yards per punt
 • 4 punts 50+ (55, 57, 69, 51) -- 5 all of last season
 • 3-for-3 career passing, 1 TD (FG fakes, 15, 18, 10 yds)
 • Joined program as a walk-on and redshirted in 2015

DE

**98 ANTHONY NELSON | JR | 6-7 | 271***Wauke, Iowa (Wauke)*


- 25 career starts/37 career games played
- 7.5 sacks, tied for sixth in the Big Ten
- Fumble recovery for a TD Week 7, first of his career
- BIG Defensive POW following MINN game (3 sacks)
- Hendricks, Nagurski, Bednarik, Lott Preseason Watch Lists

DT

**90 SAM BRINCKS | SR | 6-5 | 275***Carroll, Iowa (Kuemper)*

- 11 career starts/49 career games played
- Started Weeks 1-11 at DT (first career starts)
- 10-yard TD reception Week 8 at Penn State (FG fake)
- 2017 Academic All-Big Ten
- Redshirted after joining team as a walk-on in 2014

DT

**96 MATT NELSON | SR | 6-8 | 295***Cedar Rapids, Iowa (Xavier)*

- 31 career starts/50 career games played
- 24 tackles, 1.0 sack (9 yards) in 2018
- Matched career-high 6 tackles Week 9 at PSU
- Started last 18 games at DT
- Tallest player on the team

DE

**40 PARKER HESSE | SR | 6-3 | 261***Waukon, Iowa (Waukon)*

- 45 career starts/50 career games played
- 34 consecutive starts
- 7 tackles Week 6 at IND, tying a career high (2 TFL)
- 4.0 sacks, third on the team/9.0 TFL, T-2nd on the team
- Preseason Allstate AFCA Good Works Team

DL

**94 A.J. EPENESA | SO | 6-5 | 277***Glen Carbon, Illinois (Edwardsville)*

- 0 career starts/24 career games played
- 8.5 sacks, T-2nd in the BIG, most since Daniels in '11 (9)
- Team-high 7 QB hurries and 3 forced fumbles
- Father Epenesa Epenesa played DL at Iowa (1997)
- 2x BIG co-Defensive Player of the Week (9/10, 11/19)

LB

**32 DJIMON COLBERT | R-FR | 6-1 | 234***Shawnee Mission, Kansas (Bishop Miege)*

- 8 career starts/11 career games played
- 48 tackles ranks sixth on the team
- Career-high 8 tackles at MINN and vs. N'western
- Moved from DB to LB prior to 2018 spring practice
- Redshirted in 2017

LB

**34 KRISTIAN WELCH | JR | 6-3 | 238***Iola, Wisconsin (Iola-Scandinavia)*

- 6 career starts/34 career games played
- Tied for fourth on team in tackles (49)
- Led team in tackles weeks Weeks 1 (11), 3 (8), and 6 (8)
- First career sack Week 1 (15 yards)
- 1 of 10 true freshmen to see action in 2016

LB

**27 AMANI HOOKER | JR | 6-0 | 210***Minneapolis, Minnesota (Park Center)*

- 17 career starts/34 career games played
- Started Weeks 5-11 at OLB, first career starts at LB
- Started Weeks 1-4 at SS
- 53 tackles ranks second on the team
- 7 PBUs lead team, 4 INTs tied for second in BIG

DB

**8 MATT HANKINS | SO | 6-1 | 185***Lewisville, Texas (Marcus)*


- 8 career starts/18 career games played
- Started Weeks 1-4, 10-11 at LC (DNP Weeks 5-9, injury)
- Career-high 8 tackles Week 2 vs. IA ST, Week 10 vs. NW
- 1-of-7 true freshmen to start in secondary under Ferentz
- 1-of-10 true freshmen to play in 2017

SS

**9 GENO STONE | SO | 5-11 | 209***New Castle, Pennsylvania (Senior)*


- 7 career starts/24 career games played
- Started the last 7 games (Iowa has 15 INTs in those games)
- 4 INTs ties for second in BIG
- First career pick-six at Penn State
- 2017 Next Man In Award, Special Teams

FS

**30 JAKE GERVASE | SR | 6-1 | 212***Davenport, Iowa (Assumption)*

- 21 career starts/42 career games played
- Started Weeks 1-11 at free safety, 17 consecutive starts
- Leads team with 73 tackles (career-high 10 in Weeks 9-10)
- Three interceptions, ties for sixth in BIG
- Joined team as a walk-on and redshirted in 2014

RC

**20 JULIUS BRENTS | FR | 6-2 | 180***Indianapolis, Indiana (Warren Central)*

- 5 career starts/10 career games played
- Started Weeks 5-9 (first career starts)
- First career INT in first career start at Minnesota
- 13 tackles this season, 3 pass breakups
- 1-of-7 true freshmen to start in secondary under Ferentz

RC

**11 MICHAEL OJEMUDIA | JR | 6-1 | 199***Farmington Hills, Michigan (Harrison)*

- 9 career starts/31 career games played
- Started Weeks 1-4, Week 10-11 at RC
- 28 tackles, 2 INT, 4 PBU in 2018
- First career INT in Week 3 (29 yards)
- Mechanical engineering major

DL

**57 CHAUNCEY GOLSTON | SO | 6-5 | 265***Detroit, Michigan (East English Village Prep)*


- 0 career starts/23 career games played
- 9.0 TFL, 3.5 sacks, two fumble recoveries in 2018
- Career-high 5 tackles Week 10 vs. Northwestern
- Split time at DE and DT in Spring 2018
- Attended same high school as teammate Cedrick Lattimore

LB

**49 NICK NIEMANN | SO | 6-4 | 232***Sycamore, Illinois (Sycamore)*

- 4 career starts/22 career games played
- Started Weeks 1-4 at LB (first career starts)
- DNP Week 5-6 (injury)
- Career-high 10 tackles Week 4
- Brother of former Hawkeye LB Ben Niemann (Chiefs)

LB

**48 JACK HOCKADAY | SR | 6-1 | 235***Forsyth, Illinois (Maroa-Forsyth)*

- 7 career starts/37 career games played
- First career starts Week 2-5, left Week 5 with injury
- 51 tackles ranks third on the team
- Career-high nine tackles Week 4 vs. Wisconsin
- Enterprise Leadership major

GENERAL INFORMATION

Location: Iowa City, Iowa
Founded: 1847
Enrollment: 32,948
President: Bruce Harreld
Director of Athletics: Gary Barta
Conference: Big Ten (West Division)
Nickname: Hawkeyes
Mascot: Herky
Colors: Black and Gold (PMS 116)
First Year of Football: 1889
All-Time Record: 648-557-39
All-Time Bowl Record: 15-15-1
National Champions: 1921, '22 '56, '58, '60

STADIUM INFORMATION

Stadium: Kinnick Stadium
Opened: 1929
Capacity: 69,250
Playing Surface: Field Turf
All-Time Record: 288-186-15

TEAM INFORMATION

Basic Offense: Multiple
Basic Defense: 4-3
Lettermen Returning in 2018:
43 (21 offense, 19 defense, 3 specialist)
Lettermen Lost:
25 (13 offense, 11 defense, 1 specialist)
Starters Returning/Lost: 15/10

UI ATHLETIC COMMUNICATIONS

Office: (319) 335-9411
Director (Contact): Steve Roe
E-Mail: steven-roe@uiowa.edu
Associate (Secondary Contact): Matt Weitzel
E-Mail: matthew-weitzel@uiowa.edu
Associate: Chris Brewer
E-Mail: ... christopher-brewer@uiowa.edu
Associate: James Allan
E-Mail: james-allan@uiowa.edu
Administrative Assistant: Rhonda Wetjen
E-Mail: rhonda-wetjen@uiowa.edu

Mailing Address:
 S300 Carver-Hawkeye Arena
 Iowa City, IA 52242-1020

FOLLOW THE #HAWKEYES

Hawkeye fans join the twitter conversation during each game by following @IowaFBLive and @TheIowaHawkeyes. Also, fans are encouraged to include #Hawkeyes in your tweets. Get insider information about the Iowa football team at @HawkeyeFootball.

BATTLE FOR HEROES TROPHY

Iowa and Nebraska are playing "The Hy-Vee Heroes Game" Friday, with the winner claiming the Heroes Trophy. The trophy game between the Hawkeyes and Cornhuskers was established in 2011. Since its inception, Iowa leads the series, 4-3. Iowa gained possession of the trophy for the first time with a 38-17 win at Nebraska in 2013. The Hawkeyes reclaimed it in 2015 with a 28-20 win in Lincoln. That was Iowa's first of three straight victories in the series.

TROPHY GAMES

Iowa is 2-1 in trophy games this season. The Hawkeyes defeated Iowa State, 13-3, to retain the Cy-Hawk trophy in Week 2, lost to No. 18 Wisconsin, 28-17, in a battle for the Heartland Trophy in Week 4, and defeated Minnesota, 48-31, to retain Floyd of Rosedale in Week 5.

Iowa is 12-3 in its last 15 trophy games, with all three losses coming to Wisconsin.

14 SENIORS PLAY FINAL HOME GAME

Senior members of the Iowa football program include DL Sam Brincks, WR Nick Easley, OL Dalton Ferguson, FS Jake Gervase, WR Kyle Groeneweg, DE Parker Hesse, LB Jack Hockaday, FB Austin Kelly, LB Aaron Mends, DL Matt Nelson, OL Jake Newborg, K Miguel Recinos, OL Keegan Render, and OL Ross Reynolds.

Since the start of the 2015 season the Hawkeyes have won 35 games and qualified for a bowl game every year. The senior class has an overall record of 35-16, including a 20-7 mark at home and a 22-12 record in Big Ten games. The 22 conference wins are the fourth most by any senior class under Ferentz. The 2005 senior class won 25 Big Ten games, the 2004 senior class won 24, and the 2016 class won 23.

All senior members of the Iowa football program will be recognized during pregame ceremonies.

HAWKEYE HISTORY

Iowa has played 1,244 games since beginning football in 1889. Iowa's overall record is 648-557-39 (.537). That includes a 404-221-16 (.643) record in home games, a 244-336-23 (.424) record in games away from Iowa City, a 328-378-25 (.465) mark in Big Ten games and a 288-186-15 (.607) record in Kinnick Stadium.

A.J. EPEUSA EARNS CONFERENCE PLAYER OF THE WEEK HONORS

DE A.J. Epenesa was named Big Ten Conference Co-Defensive Player of the Week following Iowa's 63-0 win at Illinois on Nov. 17. Epenesa recorded 3.5 tackles for loss, 1.5 sacks, one pass break-up, forced and recovered one fumble, and added a QB pressure to go with a blocked punt he recovered and returned for a touchdown.

In a two minute span in the second quarter at Illinois, Epenesa forced a fumble, recovered a fumble, scored a touchdown (19 yards, first of his career), recorded a sack, and blocked a punt. Iowa scored on its first play following the blocked punt. The touchdowns were 1 minute, 59 seconds apart.

Epenesa leads the team and ties for second in the Big Ten with 8.5 sacks. His 8.5 sacks is the highest single-season total by a Hawkeye since DL Mike Daniels had nine sacks in 2011. He also leads the team and ranks fifth in the Big Ten with 13.5 tackles-for-loss (61) yards. He has two pass breakups and a team-high seven quarterback hurries.

The honor is the second weekly honor for Epenesa, who was also recognized by the Big Ten for his play in Iowa's win over Iowa State. The native of Glen Carbon, Illinois (Edwardsville HS), recorded a career-best eight tackles at Illinois, including five solo stops and three assists.

POCKET PROTECTION

Senior center Keegan Render leads an offensive line that has allowed 13 quarterback sacks, fewest in the Big Ten. The Hawkeyes start sophomores Alaric Jackson and Tristan Wirfs at tackle. Senior Ross Reynolds has started every game at left guard, and sophomore Cole Banwart and senior Dalton Ferguson have shared starts at right guard.



HEAD COACH KIRK FERENTZ

Kirk Ferentz (pronounced FAIR-rintz, rhymes with parents) is in his 20th season as head coach at Iowa. He is the dean of NCAA Division I football coaches and is Iowa's all-time winningest coach, surpassing Hayden Fry earlier this year. His contract runs through the 2025 season.



- Named Big Ten Coach of the Year for the fourth time in his career (2002, 2004, 2009, 2015). Only Michigan's Bo Schembechler (6) has more conference coach of the year awards.
- Guided Iowa to Big Ten titles in 2002 and 2004, and the Big Ten West Division title in 2015.
- Named Woody Hayes, Eddie Robinson, and Bobby Dodd Coach of the Year in 2015. Was a finalist for the Maxwell Football Club, Paul "Bear" Bryant Coach of the Year award.
- Ferentz is fifth all-time with 150 overall wins as a member of the Big Ten Conference. He has 90 Big Ten wins, which ranks sixth all-time.
- Named the 2002 Associated Press and Walter Camp National Coach of the Year and AFCA Regional Coach of the Year.
- Iowa has made two BCS bowl appearances, including a 24-14 win in the 2010 FedEx Orange Bowl, and one CFP Bowl (2016).
- Iowa has played in 10 January bowl games with four January bowl victories (2004 Outback Bowl, 2005 Capital One Bowl, 2009 Outback Bowl and 2010 FedEx Orange Bowl).
- Iowa has posted a 141-80 (.638) overall mark and an 86-58 (.597) Big Ten record since 2001. Ferentz has placed in the top one-half of the conference 12 times, including Big Ten titles in 2002 and 2004, a second-place finish in 2009, and a West Division title in 2015.
- At Iowa, Ferentz holds an overall record of 150-101 (.598) and a 90-72 (.556) mark in Big Ten games. He is Iowa's all-time winningest football coach with 150 wins. In 22 seasons as a college head coach, he holds a career mark of 162-122 (.570).
- The only Division I head coach to coach three sons at the same college. Brian, an assistant coach since 2012 and Iowa's offensive coordinator, was a Hawkeye letterman from 2003-05. James was a three-year starter on the Hawkeye offensive line before graduating in May, 2013. Steven was a senior offensive lineman in 2016.

FERENTZ COACHING RECORD AT IOWA (20 YEARS)

YEAR	OVERALL	(PCT)	BIG TEN	(PCT)	BOWL
2018	7-4	.636	4-4	.500	---
2017	8-5	.615	4-5	.444	Pinstripe
2016	8-5	.615	6-3	.667	Outback
2015	12-2	.857	8-0	1.000	Rose
2014	7-6	.538	4-4	.500	TaxSlayer
2013	8-5	.615	5-3	.625	Outback
2012	4-8	.333	2-6	.250	---
2011	7-6	.538	4-4	.500	Insight
2010	8-5	.615	4-4	.500	Insight
2009	11-2	.846	6-2	.750	Orange
2008	9-4	.692	5-3	.625	Outback
2007	6-6	.500	4-4	.500	---
2006	6-7	.462	2-6	.250	Alamo
2005	7-5	.583	5-3	.625	Outback
2004	10-2	.833	7-1	.875	Capital One
2003	10-3	.769	5-3	.625	Outback
2002	11-2	.846	8-0	1.000	Orange
2001	7-5	.583	4-4	.500	Alamo
2000	3-9	.250	3-5	.375	---
1999	1-10	.091	0-8	.000	---
Overall	150-101	.598	90-72	.556	

FERENTZ BECOMES IOWA'S ALL-TIME WINNINGEST COACH, MOVES UP BIG TEN CHARTS

Head coach Kirk Ferentz (150-101) became Iowa's all-time winningest coach on Sept. 1, 2018. The Hawkeyes defeated Northern Illinois, 33-7. It was Ferentz's 144th win as Iowa's head coach, one more than his predecessor, Hayden Fry (143-89-6). Fry coached Iowa for 20 years (1979-98). Ferentz is in his 20th season.

Ferentz's 150 wins in all games coached as a member of the Big Ten Conference rank fifth in league history. He is one of five coaches in Big Ten Conference history to win at least 150 games as a member of the Big Ten Conference. The top five includes Woody Hayes (202), Amos Alonza Stagg (199), Bo Schembechler (194), Joe Paterno (162), and Ferentz (150).

Ferentz has 90 Big Ten wins as Iowa's head coach. The 90 conference wins rank sixth among the conference's all-time winningest coaches in Big Ten games.

Both Ferentz (150, 90) and Fry (143, 96) rank in the top six in overall wins and Big Ten wins. Only Iowa and Michigan have two coaches ranked in the top 10 of both win categories (Bo Schembechler 194, 143; and Lloyd Carr 122, 81).

Iowa is the only school in the country to have just two head football coaches since 1979.

FERENTZ TOPS IN LONGEVITY

Kirk Ferentz is in his 20th season as Iowa's head football coach. He is the longest tenured active head coach in college football. Ferentz was named Iowa head coach on Dec. 2, 1998. Gary Patterson of TCU is No. 2 in coaching tenure. Patterson's first year with the Horned Frogs was 2001. Among Big Ten coaches, only Pat Fitzgerald (2006) and Mark Dantonio (2007) have been at their current schools for 10 seasons or more. Iowa is the only school to have just two head football coaches since 1979.

Defensive coordinator Phil Parker and strength and conditioning coach Chris Doyle are also in their 20th seasons on Iowa's staff. Defensive line coach Reese Morgan joined the staff in 1999 and is in his 19th season. Quarterbacks coach Ken O'Keefe was on Ferentz's original coaching staff before he left for the NFL following the 2011 season. He returned to Iowa in 2017 to coach Iowa's quarterbacks.

Ferentz is the only Division I coach to coach three sons. Brian Ferentz, a former Hawkeye letterman and captain (2003-05), is in his seventh season on Iowa's coaching staff. James Ferentz was a three-year starter on the Hawkeye offensive line and a team captain before graduating in 2013. Steven was an offensive lineman and letterwinner in 2015 and 2016.

6 THROUGH THE AIR

QB Nate Stanley has 21 touchdown passes, third most in the Big Ten. The 21 touchdown passes are the eighth highest single-season total in school history. In 2017, Stanley threw 26 touchdown passes, one shy of tying Chuck Long (1985) for most in a single season in school history. Stanley's 47 touchdown passes over the last two seasons are the second most ever in school history over a two-year span. Long tossed 49 touchdown passes from 1984 (22) to 1985 (27).

Stanley has 47 career touchdown passes, fourth all-time in program history. He trails Long (74), Drew Tate (61), and Ricky Stanzi (56) on the all-time list.



2018 BIG TEN STANDINGS

WEST DIVISION

Team	Big Ten	Pct.	Overall	Pct.
Northwestern	7-1	.875	7-4	.636
Wisconsin	5-3	.625	7-4	.636
IOWA	4-4	.500	7-4	.636
Purdue	4-4	.500	5-6	.455
Nebraska	3-5	.375	4-7	.364
Minnesota	2-6	.250	5-6	.455
Illinois	2-6	.250	4-7	.364

EAST DIVISION

Team	Big Ten	Pct.	Overall	Pct.
Michigan	8-0	1.000	10-1	.909
Ohio State	7-1	.875	10-1	.909
Penn State	5-3	.625	8-3	.727
Michigan State	4-4	.500	6-5	.545
Maryland	3-5	.375	5-6	.455
Indiana	2-6	.250	5-6	.455
Rutgers	0-8	.000	1-10	.091

NATIONAL RANKINGS

AP Poll

Nov. 18

1.	Alabama
2.	Clemson
3.	Notre Dame
4.	Michigan
5.	Georgia
6.	Oklahoma
7.	Washington State
8.	UCF
9.	LSU
10.	Ohio State
11.	Texas
12.	West Virginia
13.	Florida
14.	Utah State
15.	Penn State
16.	Washington
17.	Kentucky
18.	Utah
19.	Syracuse
20.	Northwestern
21.	Boise State
22.	Mississippi State
23.	Army
24.	Pittsburgh
25.	Iowa State

Amway Coaches Poll

Nov. 18

1.	Alabama
2.	Clemson
3.	Notre Dame
4.	Michigan
5.	Georgia
6.	Oklahoma
7.	Washington State
8.	LSU
9.	UCF
10.	Ohio State
11.	Texas
12.	West Virginia
13.	Florida
14.	Penn State
15.	Utah State
16.	Washington
17.	Utah
18.	Kentucky
19.	Syracuse
20.	Mississippi State
21.	Northwestern
22.	Boise State
23.	Fresno State
24.	Army
25.	Pittsburgh

HAWKEYES IN THE POLLS

Date	AP	CP	S16	CFP
Pre.	RV	RV	NR	NR
9/4	RV	RV	NR	NR
9/9	RV	RV	NR	NR
9/16	RV	RV	NR	NR
9/23	RV	RV	NR	NR
9/30	RV	RV	NR	NR
10/7	RV	RV	NR	NR
10/14	19	22	RV	NR
10/21	18	18	RV	NR
10/28	19	18	RV	16
11/4	RV	RV	NR	21
11/11	RV	NR	RV	NR
11/18	RV	RV	NR	

AP=Associated Press; CP=Coaches;
S16=Super 16; CFP=College Football Poll

Stanley ranks ninth in career passing yards (4,985) and 10th in career total offense (4,882). He needs 331 yards of total offense to tie Jake Rudock for ninth all-time.

Stanley set a career high with six touchdown passes Week 6 at Indiana. He threw the six touchdowns to five different players, marking just the second time in program history five different Hawkeyes had a receiving touchdown in the same game. He also had 320 yards passing, the fourth 300-yard passing game of his career. His performance earned him Walter Camp National Player of the Week honors.

Stanley had 14 touchdowns combined from Weeks 3-6. That touchdown total tied for the most ever over a four-game stretch in school history (Chuck Long threw 14 touchdowns over a four-game stretch in 1985). He has five multi-touchdown games this season, and 12 in his career.

Seven of Stanley's 21 touchdown passes this season have gone to TE Noah Fant. He and Fant have connected for touchdowns 18 times over the last 23 games.

DOWN, DOWN, DOWN IN FRONT

The Hawkeyes are tied for second in the Big Ten with 31 sacks. DE A.J. Epenesa leads the team and ties for second in the Big Ten with 8.5 sacks. DE Anthony Nelson is tied for sixth in the Big Ten with 7.5 sacks. The 16 combined sacks are the most of any pair of teammates in the Big Ten. Epenesa's 8.5 sacks are the highest single-season total by a Hawkeye since DL Mike Daniels had nine sacks in 2011.

Nelson recorded a career-best three sacks Week 5 at Minnesota. Epenesa has recorded at least one sack in seven of 11 games.

Eleven Hawkeyes have contributed to the sack total. DE Parker Hesse has four, DE Chauncey Golston has 3.5, LB Kristian Welch has 1.5, and LB Amani Hooker, LB Amani Jones, DT Cedrick Lattimore, DT Brady Reiff, DT Matt Nelson, and LB Nick Niemann each have one.

HOLD IT RIGHT THERE

The Hawkeyes rank second in the Big Ten in scoring defense (16.5), rushing defense (99.5), passing defense (180.1), and total defense (279.5). Iowa's total defense ranks sixth. Its rushing defense ranks eighth in the country.

Iowa is ninth in the country in scoring defense. The Hawkeyes have held five opponents to a season-low in points (Iowa State, Northern Iowa, Indiana, Maryland, Illinois), and have pitched two shutouts this year (Maryland, Illinois). Iowa has 11 shutouts in the Ferentz era.

In Week 7 against Maryland, the Hawkeyes held the Terps to 115 yards of total offense, the fewest ever allowed to a Big Ten opponent under Ferentz.

Iowa allows 3.1 yards per carry, seventh in the country, and has allowed only seven rushing touchdowns, tied for fifth in the country.

The Hawkeyes limited Iowa State to just 19 yards rushing in Week 2, and held Northern Iowa to six rushing yards in Week 3 – a total that ranks second all-time in the Ferentz era (20 years).

Iowa has allowed 175 first downs, second fewest in the Big Ten and 11th in the country.

RETURN TO SENDER

The Hawkeyes lead the Big Ten and rank third in the country averaging 28.5 yards per kickoff return. WR Ihmir Smith-Marsette ranks No. 2 in the country, averaging 31.9 yards on 15 returns. Iowa has returned 20 kickoffs this season. Kyle Groeneweg averages 27.0 yards on two returns. Devonte Young has two returns for 42 yards.

Groeneweg ranks second in the Big Ten and 25th nationally, averaging 10.4 yards per punt return. Groeneweg returned a punt 61 yards for a touchdown against Illinois. It was the 22nd longest punt return in school history, and Iowa's first punt return for a touchdown since 2016 (Riley McCarron, at Illinois). As a team, Iowa averages 11 yards per punt return, second in the Big Ten.



2018 STATISTICAL COMPARISON

	IOWA	NEBRASKA
Scoring Average	31.5	30.2
Scoring Defense	16.5	31.3
Rushing Yards	152.5	215.3
Passing Yards	234.5	246.0
Total Offense	387.0	461.3
Rushing Defense	99.5	189.4
Passing Defense	180.1	245.5
Defense	279.5	434.8
Punt Return Average	11.0	9.9
KO Return Average	28.5	15.9
Turnover Margin	+6	-1

PRONUNCIATION GUIDE

Head Coach Kirk Ferentz	FAIR-ints
Asst. Coach Brian Ferentz	FAIR-ints
Asst. Coach Tim Polasek	PAWL-uh-seck
Ben Campos	CAMP-os
Djimon Colbert	JYE-mun
Dallas Craddieth	CRAD-ith
Trey Creamer	CREAM-ir
A.J. Epenesa	EPP-uh-NESS-uh
Henry Geil	GILE
Ryan Gersonde	gir-SAUN-day
Jake Gervase	JIR-voss
Kyle Groeneweg	GROWN-uh-weg
Parker Hesse	HESS-ee
Alaric Jackson	AH-lair-ick
Dalles Jacobus	DALLAS juh-COE-bus
Connor Kapisak	KAP-uh-sak
Jack Koerner	KERN-ir
Tommy Kujawa	KOO-yah-vuh
Henry Marchese	mar-CASE
Kaevon Merriweather	KAY-vohn
John Milani	muh-LON-ee
Nick Niemann	KNEE-mun
Daviyon Nixon	DAVE-ee-un
Michael Ojemudia	oh-jay-MOO-dee-uh
Turner Pallissard	PAL-is-ard
Spencer Petras	PEE-tris
Monte Pottebaum	POT-uh-bomb
Nico Ragaini	ruh-GAIN-ee
Colten Rastatter	RASS-tet-ir
Miguel Recinos	muh-GEL ray-SEE-nos
Brady Reiff	REEF
Kyler Schott	SHOT
Austin Schulte	SHUL-tee
Ihmir Smith-Marsette	AH-meer Smith MAR-set
Austin Spiewak	SPEE-wack
Ben Subbert	SUE-birt
Jackson Subbert	SUE-birt
Nate Vejvoda	vay-VO-duh
Nate Wieting	WHEAT-ing

THE SERIES

Nebraska holds a 29-16-3 advantage in the series that began with a 22-0 Iowa victory in 1891. Iowa has won three straight and four of the last five meetings. The Hawkeyes have outscored the Huskers 96-24 in the last two meetings. The 56 points scored by the Hawkeyes in 2017 were the most in the series' 48-game history.

The Hawkeyes won the last meeting in Iowa City, 40-10, in 2016. Nebraska's last win at Kinnick Stadium was a 37-34 overtime victory in 2014. The Huskers are 10-7 against the Hawkeyes in Iowa City.

The 1999 Iowa-Nebraska game in Kinnick Stadium marked Coach Kirk Ferentz's first game as Iowa's head coach.

The first 10 games in the series were played in either Omaha (eight games) or Council Bluffs (two games). The series was even at 4-4-2 in those 10 meetings. Here are the series results:

11/26/1891	W	22-0 (n)	11/25/1933	L	6-7
11/24/1892	T	10-10 (n)	10/13/1934	L	13-14
11/30/1893	L	18-20 (n)	11/20/1937	L	0-28
11/29/1894	L	0-36 (n)	*11/19/1938	L	0-14
11/28/1895	L	0-6 (n)	11/09/1940	L	6-14
11/26/1896	T	0-0 (n)	11/22/1941	L	13-14
11/28/1896	W	6-0 (n)	*09/26/1942	W	27-0
11/25/1897	L	0-6 (n)	11/20/1943	W	33-13
11/24/1898	W	6-5 (n)	*11/04/1944	W	27-6
11/04/1899	W	30-0 (n)	11/24/1945	L	6-13
*10/31/1903	L	6-17	*10/12/1946	W	21-7
11/05/1904	L	6-17	*9/22/1979	L	21-24
*10/31/1908	L	8-11	9/20/1980	L	0-57
10/23/1909	T	6-6	*9/12/1981	W	10-7
11/22/1913	L	0-12	9/11/1982	L	7-42
*11/21/1914	L	7-16	*9/04/1999	L	7-42
11/20/1915	L	7-52	9/23/2000	L	13-42
*11/25/1916	L	17-34	11/25/2011	L	7-20
10/13/1917	L	0-47	*11/23/2012	L	7-13
10/05/1918	W	12-0	11/29/2013	W	38-17
*10/04/1919	W	18-0	*11/28/2014	L	34-37 (OT)
*11/22/1930	W	12-7	11/27/15	W	28-20
11/07/1931	L	0-7	*11/25/16	W	40-10
*11/05/1932	L	13-14	11/24/17	W	56-14

* - - at Iowa City

LAST MEETING: Iowa 56, Nebraska 14 (Memorial Stadium – Lincoln, Nebraska)

Iowa's offense exploded for a season-high 56 points, including 49 unanswered, in a 56-14 rout over Nebraska at Memorial Stadium in Lincoln, Nebraska.

The 56 points are the most scored by Iowa and the 42-point margin is the largest margin of victory by Iowa in series history.

The Hawkeyes totaled 505 yards of total offense, including a season-best 313 yards rushing. The 313 yards rushing are the fifth most in a single-game in the Kirk Ferentz era.

RB Akrum Wadley and TE Noah Fant combined for five of Iowa's eight touchdowns. Wadley rushed 19 times for a season-high 159 yards, scoring on runs of one, 20, and 29 yards. Fant caught three passes for 116 yards and touchdown receptions of four and 68 yards.

Iowa trailed 14-7 late in the second quarter before closing the first half with a touchdown and scoring on its first three offensive possessions of the second half to grab control of the game.

RB Ivory Kelly-Martin rushed for a season-best 90 yards on six carries, while James Butler rushed for 36 yards, including his first career TD as a Hawkeye -- a 12-yard carry



HAWKEYE FOOTBALL BY THE NUMBERS

150	Ferentz's career win total as Iowa's head coach, becoming Iowa's all-time winningest football coach
100	Ferentz became the 12th coach to win 100 games at a Big Ten school (at MSU, 19-16 2OT, 10/13/12)
66	NFL Draft picks under Kirk Ferentz
62	Calvin Jones' retired number, one of two in school history
44	Hawkeyes who have played in the Super Bowl
31	Bowl games (15-15-1)
29	All-America honors under Ferentz
27	Players have combined to earn Academic All-America honors
25	Consensus All-Americans (10 under Kirk Ferentz)
24	Heisman Trophy winner (1939) Nile Kinnick's retired number
23	Times finished a season ranked
15	Bowl wins, CFB Hall of Famers
16	First or second round NFL draft picks under Kirk Ferentz
12	School record 12 wins in 2015
11	Big Ten Championships
9	Former players recognized on Kinnick Stadium Wall of Honor
8	Players under Ferentz who have won national awards
7	Bowl wins under Kirk Ferentz
5	Five times finished the year ranked in top 10 over the past 13 seasons
4	Kirk Ferentz has been named B1G Coach of the Year
3	Three times won 11 games or more under Kirk Ferentz (2002, 2009, 2015)

ON THE AVERAGE

DOWN	PLAYS	AVG.
First Down	333	5.0
Second Down	252	5.1
Third Down	167	7.2
Fourth Down	21	4.4

IOWA BY QUARTERS

QUARTER	IOWA	OPPONENTS
First	64	34
Second	104	41
Third	105	51
Fourth	74	55
OT	0	0

POINTS OFF TURNOVERS

	T/O Gained	Pts Scored
Iowa	23	65
Opponents	16	56

in the third period.

QB Nate Stanley completed 13-of-20 passes for 192 yards, two touchdowns and no interceptions.

Iowa's defense held the Cornhuskers to 94 yards, including 20 rushing yards, and three first downs in the second half. Hawkeye linebackers collected three interceptions. LB Josey Jewell amassed eight tackles, including one for loss, intercepted a pass, and totaled a game-best three pass break-ups. LB Ben Niemann and LB Kristian Welch collected the other two interceptions.

TE NOAH FANT

TE Noah Fant has 19 career touchdown receptions, more than any other tight end in program history and enough for fourth all-time in program history. The 19 touchdown receptions rank third all-time in Big Ten history by a tight end (Dave Young, Purdue, 27; Josiah Price, Michigan State, 21).

Fant has a team-high seven touchdowns receptions in 2018, tied for sixth in the Big Ten. His 38 receptions are a single-season career high, and his 65-yard reception at Purdue is Iowa's longest play this season. He is one of eight semifinalists for the John Mackey Award, presented to the nation's top tight end.

Fant had two touchdown receptions against No. 18 Wisconsin in Week 4. It was the fourth multi-touchdown game of his career. Since 2000, the only Big Ten tight ends with four multi-touchdown games are Fant (4) and former Penn State TE Mike Gesicki (4).

Eighteen of Fant's touchdown receptions have come from QB Nate Stanley. His first career touchdown reception came from QB C.J. Beathard (5 yards, at Purdue on Oct. 15, 2016).

His 19 career touchdowns have come from near and far, listed in chronological order: 5, 2, 27, 23, 7, 45, 25, 3, 6, 4, 69, 8, 1, 5, 20, 1, 5, 28, 9.

Fant had 102 yards receiving at Indiana in Week 6. It was his second career 100-yard receiving game (Nebraska, 2017).

Fant was one of 10 conference players named to the Big Ten Preseason Honors List. He had 30 receptions last season, including a team-high 11 touchdowns, tied for most in the country among FBS tight ends and the most by a Hawkeye since Marvin McNutt caught 12 touchdown passes in 2012. Fant led Iowa and all FBS tight ends with 16.5 yards per catch in 2017.

TE T.J. HOCKENSON

TE T.J. Hockenson has a team-high 663 receiving yards on a team-high 41 receptions, both career highs. Hockenson also has a career-high six receiving touchdowns, tied for ninth in the Big Ten. He is one of eight semifinalists for the John Mackey Award, presented to the nation's top tight end.

Hockenson's 663 receiving yards are the fourth-highest single-season total in school history by a tight end, and the most by a Hawkeye tight end in a single season since Dallas Clark caught 43 passes for 742 yards in 2002 (Clark won the John Mackey Award in 2002). The last Hawkeye tight end to lead the team in receptions in a single season was Scott Chandler in 2005 (47). The last Hawkeye tight end to lead the team in single-season receiving yards was Alan Cross in 1992 (600). The single-season school record for receiving yards by a tight end is 803, set by Marv Cook in 1987.

Hockenson added a rushing touchdown to his career stats at Minnesota, taking a direct snap on a fake field goal and rushing four yards for the score. Hockenson has led or shared the team lead in receptions in Weeks 1, 2, 4, 6, and 9. His 16.2 yards per reception rank second on the team (Smith-Marsette 18).

Hockenson and TE Noah Fant have combined for 1,170 receiving yards on 79 catches, including 13 receiving touchdowns.

RUNNING BACK BY COMMITTEE

Iowa's three primary running backs – Ivory Kelly-Martin, Mekhi Sargent, Toren Young – have combined for 333 carries, 1,463 rushing yards and 14 rushing touchdowns (eight by Sargent, four by Young, and two by Kelly-Martin).



CAREER RECEIVING TOUCHDOWNS

Name	TDs	Years
1. Marvin McNutt, WR	28	2008-11
2. Danan Hughes, WR	21	1989-92
Tim Dwight, WR	21	1994-97
4. Noah Fant, TE	19	2016-pr.
5. Derrell Johnson-Koulianos, WR	17	2007-10
6. Ed Hinkel, WR	16	2002-05
Robert Smith, WR	16	1983-86
8. Kahlil Hill, WR	15	1998-01
Maurice Brown, WR	15	2000-03
10. Clinton Solomon, WR	14	2002-05

ALL-TIME TOUCHDOWN RECEPTIONS
BIG TEN TIGHT ENDS

Name	TDs	Years
1. Dave Young (Purdue)	27	1978-80
2. Josiah Price (MSU)	21	2013-16
3. Noah Fant (Iowa)	19	2016-pr.
4. Jacob Pederson (Wisconsin)	17	2010-13
5. Dustin Keller (Purdue)	16	2004-07
Garrett Graham (Wisconsin)	16	2007-09

IOWA IN OVERTIME

Iowa holds a 7-5 record in overtime games. Iowa won its first overtime contest, defeating Penn State 26-23 on Nov. 4, 2000, in State College, Pa. The Hawkeyes are 3-4 in single overtime, 3-0 in double overtime and 1-1 in triple overtime. Iowa is 2-2 in overtime in Kinnick Stadium and 5-3 in overtime road games. Following are Iowa's overtime games:

Date	Result	OT's	Opponent
11/4/00	W, 26-23	Double	at Penn State
9/28/02	W, 42-35	Single	at Penn State
10/22/05	L, 23-20	Single	vs. Michigan
9/09/06	W, 20-13	Triple	at Syracuse
10/27/07	W, 34-27	Double	vs. Michigan St.
11/14/09	L, 27-24	Single	at Ohio State
9/10/11	L, 44-41	Triple	at Iowa State
10/13/12	W, 19-16	Double	at Michigan St.
10/26/13	W, 17-10	Single	vs. Northwestern
11/28/14	L, 37-34	Single	vs. Nebraska
9/9/17	W, 44-41	Single	at Iowa State
10/21/17	L, 17-10	Single	at Northwestern

The sophomore trio has shared the workload. Sargent has 37.8 percent of the carries (126-575), Young has 34.5 percent of the carries (115-547), and Kelly-Martin has 27.6 percent of the carries (92-341).

In Iowa's 63-0 win at Illinois in Week 6, Sargent rushed for a career-high 121 yards, becoming Iowa's first 100-yard back since RB Akrum Wadley in Week 12 of 2017. Sargent had a pair of touchdowns against the Illini and leads the team with eight touchdowns. Young also rushed for two scores against the Illini. Kelly-Martin did not play at Illinois.

Iowa had a different running back rush for a career high in yards in Weeks 6-8. Sargent set a then-career best in carries (16) and yards (91) Week 8 at Penn State. Kelly-Martin rushed for a career-high 98 yards Week 7 against Maryland, and Young rushed for a career-best 96 yards Week 6 at Indiana.

The Hawkeye do not have a junior or senior among the position group. Running backs coach Derrick Foster is in his first season on Iowa's staff in charge of a position group that graduated 75 percent of its rushing yards in 2017, and entered 2018 with one combined career start (Young).

Iowa graduated running backs Akrum Wadley (1,109 yards) and James Butler (396 yards) in 2017. The duo combined for 1,505 rushing yards in 2017.

A STONE'S THROW AWAY

The Hawkeyes have 17 interceptions in 2018, most in the Big Ten and tied for second in the country. Iowa had two interceptions in the first four games of the season, but has 15 thefts since SS Geno Stone entered the starting lineup and Amani Hooker moved from safety to outside linebacker. Iowa led the nation with 21 interceptions in 2017.

In their last seven games, the Hawkeyes had four interceptions in Week 5 at Minnesota, a pair of picks at Indiana in Week 6, one theft in Week 7 against Maryland, a pick-six at Penn State in Week 8, two interceptions Week 9 at Purdue, two interceptions Week 10 against Northwestern, and three interceptions Week 11 at Illinois.

Stone and Hooker share the team lead with four interceptions (tied for second in the Big Ten). Three of Stone's four thefts have been in the fourth quarter. He intercepted Trace McSorley on the Penn State 24-yard line and returned it for a touchdown in Week 8. He intercepted Minnesota inside the five-yard line on Minnesota's final play of the game, and had a fourth quarter interception against Indiana in the end zone. He has started at strong safety Weeks 5-11, his first career starts.

Hooker had one interception in the season opener, starting at strong safety. He moved to outside linebacker Week 5, and has added three more interceptions. First against Maryland in Week 7, and nearly grabbing a pick-six Week 9 at Purdue (touchdown called back due to a holding penalty on the return). He returned an interception 39 yards Week 11 at Illinois.

CAREER 100-YARD PERFORMANCES | 2018 HAWKEYES

NICK EASLEY (1)

DATE	OPP	REC.	YDS.	TDs	LONG
9/15/18	vs. Northern Iowa	10	103	1	23

NOAH FANT (2)

DATE	OPP	REC.	YDS.	TDs	LONG
10/13/18	at Indiana	4	102	1	58
11/24/17	at Nebraska	3	116	2	68

T.J. HOCKENSON (2)

DATE	OPP	REC.	YDS.	TDs	LONG
10/13/18	at Indiana	4	107	2	54
9/22/18	vs. Wisconsin	3	125	0	46

MEKHI SARGENT (1)

DATE	OPP	ATT.	YDS.	TDs	LONG
11/17/18	at Illinois	17	121	2	29



2018 IOWA STATISTICS

INDIVIDUAL	CATEGORY	STATS	BIG TEN	NCAA
A.J. Epenesa	Forced Fumbles	0.27	1	24
Ihmir Smith-Marsette	Kickoff Returns	31.9	1	2
Kyle Groeneweg	Punt Return TDs	1	1	5
Chauncey Golston	Fumbles Recovered	2	2	17
Kyle Groeneweg	Punt Returns	10.4	2	20
A.J. Epenesa	Sacks	0.77	2	21
Amani Hooker	Total Interceptions	4	2	9
Geno Stone	Total Interceptions	4	2	9
Nathan Stanley	Passing TDs (156 ranked)	21	3	26
Nathan Stanley	Passing Yards/completion	12.56	4	44
Ihmir Smith-Marsette	Combined Kick Returns	478	5	39
Miguel Recinos	Field Goal Percentage	0.778	5	40
Miguel Recinos	Field Goals Per Game	1.27	5	33
Nathan Stanley	Passing Efficiency	135.5	5	58
Nathan Stanley	Passing Yards	2,486	5	37
Miguel Recinos	Total Points Scored	82	5	48
Nathan Stanley	Yards per Pass Attempt	7.36	5	61
Nathan Stanley	Completions Per Game	18	6	44
Nathan Stanley	Passing Yards Per Game	226	6	44
Nathan Stanley	Points Responsible For	132	6	41
Noah Fant	Receiving TDs	7	6	49
Miguel Recinos	Scoring	7.5	6	59
Nathan Stanley	Total Offense	227.1	6	65
Nathan Stanley	Completion Percentage	58.6	7	72
T.J. Hockenson	YPC	16.17	7	66
T.J. Hockenson	Receiving Yards	663	8	85
T.J. Hockenson	Receiving Yards Per Game	60.3	8	93
Mekhi Sargent	Rushing TDs	8	8	71
Colten Rastetter	Punting	39.8	10	83
T.J. Hockenson	Receptions Per Game	3.7	10	157

TEAM	STAT	BIG TEN	NCAA
Kickoff Returns	28.45	1	3
Blocked Punts	2	1	9
Sacks Allowed per game	1.18	1	14
Passes Intercepted	17	2	3
Total Defense	280.9	2	6
Rushing Defens	100.8	2	8
4th Down Conversion Pct Defense	0.316	2	9
Scoring Defense	16.5	2	9
First Downs Defense	175	2	11
Turnovers Gained	23	2	12
Time of Possession	32:54	2	14
4th Down Conversion Pct	0.667	2	15
Passing Yards Allowed	180.1	2	17
Team Sacks	2.82	2	20
Tackles for Loss Allowed	4.45	3	16
Kickoff Return Defense	16.57	3	11
Fumbles Lost	6	3	33
Defensive TDs	3	3	11
Team Passing Efficiency Defense	113.01	3	22
Turnover Margin	0.64	3	22
3rd Down Conversion Pct	0.449	3	26
3rd Down Conversion Pct Defense	0.342	5	30
Winning Percentage	0.636	4	34
Fewest Penalty Yards Per Game	48.36	4	35
Fewest Penalty Yards	532	4	40
Fewest Penalties Per Game	5.45	4	42
Fewest Penalties	60	4	45
Scoring Offense	31.5	5	47
Passing Yards per Completion	12.64	5	49
Passing Offense	234.5	6	64
Team Tackles for Loss	5.5	6	78
Fumbles Recovered	6	9	79
Total Offense	387	9	79
Completion Percentage	0.585	7	84
First Downs Offense	225	10	73
Rushing Offense	152.5	10	88
Net Punting	35.87	12	96

True freshman DB Riley Moss and true freshman DB Julius Brents both recorded interceptions in their first career starts at Minnesota. Moss had two interceptions for 36 yards. Brents intercepted one pass (0 yards).

The Hawkeyes led the nation with 21 interceptions in 2017. The Hawkeyes return nine of the 21 thefts, led by safeties Jake Gervase (3) and Amani Hooker (2). DE Parker Hesse, Stone, LB Kristian Welch, and DL Brady Reiff also recorded interceptions last season. Iowa lost the nation's leader in interceptions, Josh Jackson (8), and Big Ten Defensive Player of the Year, Josey Jewell (2), to the NFL. Both players were consensus All-Americans.

Iowa has at least one interception return for a touchdown in each of the last 11 seasons, and 16 of the last 18 seasons.

DE Anthony Nelson recovered a fumble for a touchdown Week 7 against Maryland, marking the 11th straight season Iowa has scored a defensive touchdown. Iowa scored its third defensive touchdown Week 11 at Illinois when DE A.J. Epenesa recovered his own forced fumble and returned it for a touchdown.

NEW FACES IN THE CROWD

The 2018 season is the first in Kirk Ferentz's 20 years that the Hawkeyes opened the season without a linebacker with a single career start. Iowa has used five different starting linebacker combinations this season.

SS Amani Hooker made his first career start at outside linebacker Week 5 at Minnesota, the first of his seven consecutive starts at the position. Hooker is the sixth Hawkeye to start at the linebacker position this season. The others include first-time starters LB Djimon Colbert, LB Jack Hockaday, LB Amani Jones, LB Nick Niemann, and LB Kristian Welch.

The five linebackers (not including Hooker) entered the season with a combined 40 career tackles, 832 fewer career tackles than Iowa's three starting linebackers in 2017 (Josey Jewell 437; Bo Bower, 234; Ben Niemann, 201).

The last time Ferentz had this little starting experience at the linebacker position was in 2014. That year, Quinton Alston, Bo Bower, and Reggie Spearman were Iowa's starting linebackers in the season opener. Only Alston had a previous career start (2012 at Michigan).

In Ferentz's first season in 1999, the opening day starting linebackers -- LeVar Woods, Aaron Kampman, and Derrick Davison had two career starts combined. Both starts belonged to Kampman, who started the final two games in 1998.

RECEIVERS COME ALIVE AT MINNESOTA

WR Nick Easley, WR Brandon Smith, and WR Ihmir Smith-Marsette combined for 14 catches, 198 yards, and two touchdowns in Iowa's 48-31 win at Minnesota in Week 5. The trio entered the game with a combined 24 catches, 311 yards receiving, and one touchdown).

WR Nick Easley had a team-high six receptions (52 yards, 1 touchdown).

Smith-Marsette finished the game with three catches for a career-high 78 yards. His 60-yard touchdown reception was a career-long. Smith-Marsette added two kickoff returns for 83 yards.

Brandon Smith set career highs in receptions (5) and receiving yards (68). He entered the game with five catches for 78 yards.



CAREER PASSING TOUCHDOWNS

Name	Career	Years	Single-Season
1. Chuck Long	74	1981-85	27-1985
2. Drew Tate	61	2003-06	22-2005
3. Ricky Stanzi	56	2007-10	25-2010
4. Nate Stanley	47	2016-pr.	26-2017
5. Matt Sherman	43	1994-97	14-1995

CAREER PASSING YARDS

Name	Yards	Years
1. Chuck Long	10,461	1981-85
2. Drew Tate	8,292	2003-06
3. Ricky Stanzi	7,377	2007-10
4. Chuck Hartlieb	6,934	1986-88
5. Matt Rodgers	6,725	1988-91
6. Matt Sherman	6,399	1994-97
7. James Vandenberg	5,786	2009-12
8. C.J. Beathard	5,562	2013-16
9. Nate Stanley	4,985	2016-pr.
10. Jake Rudock	4,819	2012-14

CAREER SCORING

Name	Points	Years
1. Nate Kaeding	373	2000-03
2. Mike Meyer	324	2010-13
3. Rob Houghtlin	290	1985-87
4. Tom Nichol	277	1981-84
5. Kyle Schlicher	260	2004-06
6. Tavian Banks	218	1994-97
Zach Bromert	218	1995-98
8. Sedrick Shaw	214	1993-96
Jeff Skillett	214	1988-91
10. Akrum Wadley	210	2014-17

12. Tim Dwight	192	1994-97
Ronnie Harmon	192	1982-85
14. Marshall Koehn	170	2012-15
15. David Hudson	166	1985-88
16. Marvin McNutt, Jr.	168	2008-11
17. Miguel Recinos	164	2015-18

CAREER TOTAL OFFENSE

Name	Rush	Pass	Yards
1. Chuck Long	(-207)	10,461	10,254
2. Drew Tate	135	8,292	8,427
3. Ricky Stanzi	(-4)	7,377	7,373
4. Matt Rodgers	130	6,725	6,855
5. Chuck Hartlieb	(-364)	6,934	6,570
6. C.J. Beathard	429	5,562	5,991
7. Matt Sherman	(-451)	6,399	5,948
8. James Vandenberg	67	5,786	5,853
9. Jake Rudock	394	4,819	5,213
10. Nate Stanley	(-103)	4,985	4,882

BIG TEN PERFECTION

University of Iowa head coach Kirk Ferentz has twice navigated the Big Ten regular season schedule with an undefeated record. The Hawkeyes were 8-0 in 2002 and shared the Big Ten championship with Ohio State. The Hawkeyes were 8-0 in 2015, winning the Big Ten West Division title.

Since 1954, when the conference schedule expanded to seven games, only six Big Ten coaches, including Ferentz, have multiple undefeated Big Ten seasons.

Coach (School)

Coach (School)	Record	Year
Duffy Daugherty (MSU)	7-0	1965
Duffy Daugherty (MSU)	7-0	1966
Kirk Ferentz (Iowa)	8-0	2002
Kirk Ferentz (Iowa)	8-0	2015
Woody Hayes (OSU)	7-0	1954
Woody Hayes (OSU)	7-0	1957
Woody Hayes (OSU)	7-0	1968
Woody Hayes (OSU)	7-0	1970
Woody Hayes (OSU)	8-0	1975
Urban Meyer (OSU)	8-0	2012
Urban Meyer (OSU)	8-0	2013
Urban Meyer (OSU)	8-0	2014
Bo Schembechler (Michigan)	8-0	1971
Bo Schembechler (Michigan)	8-0	1980
Bo Schembechler (Michigan)	8-0	1989
Jim Tressel (OSU)	8-0	2002
Jim Tressel (OSU)	8-0	2006

TIGERHAWK ADDED TO WATER TOWER

For the second time in as many years, a Tigerhawk has found a home at Kinnick Stadium. In June 2018, a Tigerhawk logo and block IOWA lettering were added to the water tower that sits outside the northeast corner of Kinnick Stadium.

The Tigerhawk faces southwest, overlooking Kinnick Stadium, and stretches 24 feet wide and measures 15 feet, 5.75 inches in height. The block IOWA lettering is on the northwest side of the water tower and measures 24 feet by 9 1/8 feet. The height of the water tower tank is 70 feet.

The images were added one year after a Tigerhawk logo was placed at midfield at Kinnick Stadium.

TRUE FRESHMEN STARTERS SINCE 1999

Since 1999, Kirk Ferentz's first year as Iowa head coach, 24 true freshmen have started for the Hawkeyes.

2018 Riley Moss, CB (5 games)	2010 Marcus Coker, RB (2 Games)
2018 Julius Brents, CB (5 games)	2010 James Morris, LB (4 Games)
2017 Matt Hankins, FS (2 games)	2009 Brandon Wegher, RB (2 Games)
2017 Ihmir Smith-Marsette, WR (3 games)	2007 Bryan Bulaga, LG (5 games)
2017 Tristan Wirfs, OL (7 RT, 1 LT)	2006 Dominique Douglas, WR (11 Games)
2016 Manny Rugamba, CB (3 Games)	2006 A.J. Edds, LB (1 Game)
2015 Jerminic Smith, WR (2 Games)	2003 Mike Jones, LG (7 Games)
2015 James Daniels, LG (2 Games)	2003 Champ Davis, FB (1 Game)
2013 Matt VandeBerg, WR (2 Games)	2000 Benny Sapp, CB (8 Games)
2013 Desmond King, CB (12 Games)	2000 Bob Sanders, SS (4 Games)
2012 Greg Garmon, RB (1 Game)	2000 Jonathan Babineaux, FB (3 Games)
2011 Jordan Canzeri, RB (1 Game)	1999 Fred Barr, LB (6 Games)



OVERALL WINS
(all games played as member of B1G)

Coach, Team	Wins	Seasons	Years
1. Woody Hayes, OSU	205	28	1951-78
2. Amos Alonzo Stagg, CHI	199	37	1896-32
3. Bo Schembechler, MICH	194	21	1969-89
4. Joe Paterno, PSU	162	19	1993-11
5. Kirk Ferentz, IOWA	150	20	1999-pr.
6. Hayden Fry, IOWA	143	20	1979-98
7. Henry Williams, MINN	136	22	1900-21
8. Robert Zuppke, ILL	131	29	1913-41
9. Lloyd Carr, MICH	122	13	1995-07
10. Barry Alvarez, WIS	119	18	1990-05

BIG TEN CONFERENCE WINS

Coach, Team	Wins	Seasons	Years
1. Woody Hayes, OSU	153	28	1951-78
2. Bo Schembechler, MICH	143	21	1969-89
3. Amos Alonzo Stagg, CHI	115	37	1896-32
4. Hayden Fry, IOWA	96	20	1979-98
5. Joe Paterno, PSU	95	19	1993-11
6. Kirk Ferentz, IOWA	90	19	1999-pr.
7. Lloyd Carr, MICH	81	13	1995-07
8. Robert Zuppke, ILL	76	29	1913-41
9. Duffy Daugherty, MSU	72	19	1954-72
10. John Cooper	70	13	1988-00

HAWKEYES UNDER FERENTZ

Overall	150-101
vs. ranked teams.....	26-43
vs. unranked teams	123-58
vs. Big Ten teams	90-73
vs. Big Ten teams (home).....	49-28
vs. Big Ten teams (away).....	41-44
vs. Big Ten teams (neutral)	0-1
When rushing for 150 yards or more	97-17
When rushing for 200 yards or more	61-6
When passing for 250 yards or more	45-23
When passing for 300 yards or more	14-8
When Iowa player rushes for 100 yards	87-25
When opponent has 100-yard rusher	21-45
When opponent has 300-yard passer	16-13
When scoring 30 points or more.....	84-9
When scoring 20 points or more.....	114-41
When opponent scores 25 points or more.....	18-62
When holding opponent to 10 pts or less	59-1
When Iowa scores first	112-33
When Iowa leads at halftime.....	121-26
When Iowa trails at halftime	22-70
When game is tied at halftime	8-5
When Iowa leads after 3 quarters	127-18
When Iowa trails after 3 quarters.....	16-77
When game is tied after 3 quarters.....	7-6
Games decided by 11 points or more	89-35
Games decided by 10 points or less	51-56
Games decided by 7 points or less	39-51
Games decided by 3 points or less	18-32
When Iowa has a positive turnover margin ...	89-23
When opponent has a positive turnover margin ..	23-55
When the turnover margin is equal	34-22
When returning a punt/kickoff for a score	10-6
Overtime games	7-5
When temperature is 50 degrees or above.....	102-73
When temperature is below 50 degrees	45-25
When temperature is over 90 degrees.....	4-4
When raining:.....	11-9

BIG TEN BOWL GAMES SINCE 2001

The Hawkeyes won their sixth game of the season Oct. 20 against Maryland to become bowl eligible for the 17th time in the last 18 seasons. Iowa has posted a 7-8 bowl record under head coach Kirk Ferentz, most recently defeating Boston College, 27-20, at the 2017 Pinstripe Bowl. Since the 2001 season, only Ohio State and Wisconsin have won more bowl games (including the FBS championship game), than Iowa. The following is the record for Big Ten teams in bowl games since 2001:

Team	Record	Pct.	Team	Record	Pct.
Ohio State	9-7	.563	Maryland	5-5	.500
Wisconsin	8-8	.500	Minnesota	5-7	.417
IOWA	7-8	.467	Purdue	4-5	.445
Penn State	7-7	.500	Michigan	4-10	.286
Rutgers	6-3	.667	Northwestern	3-7	.300
Michigan State	6-6	.500	Illinois	2-3	.400
Nebraska	6-8	.429	Indiana	0-3	.000

SPREAD THE WEALTH

For just the second time in school history, five Hawkeyes had a receiving touchdown in a single game (at Indiana). QB Nate Stanley threw a career-best six touchdowns against the Hoosiers, to five different players (Hockenson x2, Fant, Easley, Young, Kelly).

The only other time five different players had a receiving touchdowns in a single game was the 1984 Freedom Bowl – QB Chuck Long threw six touchdowns to five different players (Hayes x2, Smith, Happel, Helverson, Flag).

In addition to combining for three receiving touchdowns against the Hoosiers, TE Noah Fant (4-102) and TE T.J. Hockenson (4-107) both had 100-yard receiving games Week 6 at Indiana. It is the first time two Hawkeyes had 100 yards receiving in the same game since 2011 (vs. Pitt: K. Davis 10-129, M. McNutt 8-112).

NELSON EARNS DISTRICT ACADEMIC ALL-AMERICA HONORS

DE Anthony Nelson was named to the Google Cloud Academic All-District VI first team. The announcement was made Nov. 15 by the College Sports Information Directors of America (CoSIDA). Academic All-America honorees will be announced in early December. Nelson now his name placed on the national ballot for Academic All-America honors. The district honor is the second for Nelson, who earned first-team Academic All-America honors in 2017. He is also a member of Iowa’s 2018 Leadership Group.

Nelson is a graduate of Waukee (Iowa) High School. He earned Academic All-Big Ten honors in 2016 and 2017. He is an accounting major with a 3.86 grade-point average (on a 4.0 scale).

In the last 20 seasons, under Iowa head coach Kirk Ferentz, 27 Iowa football student-athletes have combined to earn academic All-District and All-America recognition on 49 occasions.

STANLEY EARNS CONFERENCE AND NATIONAL RECOGNITION

QB Nate Stanley earned recognition from five Big Ten and national organizations following Iowa’s 42-16 win at Indiana on Oct. 13. He was named Big Ten Conference Co-Offensive Player of the Week, Big Ten Offensive Player of the Week by collegesportsmadness.com, Walter Camp national Offensive Player of the Week, CFP National Player of the Week, and national Quarterback of the Week by Davey O’Brien Award and Manning awards.

Stanley completed 21-of-32 pass attempts against Indiana for 320 yards and six touchdowns. The scoring strikes covered 9, 28, 12, 11, 54, and 4 yards, and included five different receivers.

The six touchdowns tie Chuck Long for the second most in single-game history at Iowa. Long twice threw six touchdowns in a game, while the school record is seven (Chuck Hartlieb versus Northwestern, 1987).

Stanley threw 14 touchdowns between Weeks 3-6, which tied for the most ever over a four-game stretch in school history (Long, 1985).



CAPTAINS BY WEEK

Northern Illinois	___	Gervase, Hesse, Ross, Stanley
Iowa State	_____	Hesse, Render, Ross, Stanley
Northern Iowa	_____	Hesse, Nelson, Ross, Stanley
Wisconsin	_____	Hesse, Render, Ross, Stanley
at Minnesota	_____	Hesse, Render, Ross, Stanley
at Indiana	_____	Gervase, Hesse, Ross, Stanley
Maryland	_____	Gervase, Hesse, Render, Stanley
at Penn State	_____	Gervase, Hesse, Render, Stanley
at Purdue	_____	Gervase, Hesse, Render, Stanley
Northwestern	___	Gervase, Hesse, Render, Stanley
at Illinois	_____	Gervase, Hesse, Render, Stanley
Nebraska		

CONSECUTIVE GAMES, NOT SHUTOUT

School	Games	Last Shutout
Nebraska	278	Sept. 21, 1996
	<i>(26-0 at Arizona State)</i>	
IOWA	217	Oct. 14, 2000
	<i>(31-0 at Illinois)</i>	
Indiana	206	Oct. 14, 2000
	<i>(58-0 at Michigan)</i>	
Penn State	205	Oct. 6, 2001
	<i>(20-0 vs. Michigan)</i>	
Purdue	63	Nov. 2, 2013
	<i>(56-0 vs. Ohio State)</i>	
Michigan	59	Sept. 6, 2014
	<i>(31-0 at Notre Dame)</i>	
Wisconsin	51	Dec. 6, 2014
	<i>(59-0 vs. Ohio State)</i>	
Northwestern	43	Oct. 10, 2015
	<i>(38-0 at Michigan)</i>	
Michigan State	35	Dec. 31, 2015
	<i>(38-0 vs. Alabama, CFP Semifinal)</i>	
Ohio State	25	Dec. 31, 2016
	<i>(31-0 vs. Clemson, CFP Semifinal)</i>	
Rutgers	19	Sept. 30, 2017
	<i>(56-0 vs. Ohio State)</i>	
Minnesota	11	Nov. 25, 2017
	<i>(31-0 vs. Wisconsin)</i>	
Maryland	4	Oct. 20, 2018
	<i>(23-0 at Iowa)</i>	
Illinois	0	Nov. 17, 2018
	<i>(63-0 vs. Iowa)</i>	

NELSON EARNS B1G PLAYER OF THE WEEK HONORS

DE Anthony Nelson was named Defensive Player of the Week following a three-sack performance in Iowa's 48-31 win at Minnesota on Oct. 6. The honor marks the second time Nelson has been recognized by the Big Ten. He was named Freshman of the Week for his play in a 2016 win over Miami, Ohio.

Nelson matched his career-high with three sacks at Minnesota, all in the first half. He School recorded four solo tackles and one assist in the contest; the Hawkeyes recorded five total sacks and held Minnesota to 86 net rushing yards. He also collected three sacks versus Miami, Ohio, as a redshirt freshman.

Nelson is the second Hawkeye to earn Defensive Player of the Week honors this season, as sophomore defensive end A.J. Epenesa was the co-recipient following Iowa's win over Iowa State.

EPENESA NAMED B1G CO-DEFENSIVE PLAYER OF THE WEEK

DE A.J. Epenesa was named Big Ten Conference Co-Defensive Player of the Week following Iowa's 13-3 win over Iowa State in the Iowa Corn Cy-Hawk Series on Sept. 8. Epenesa was also named the league's defensive Player of the Week by College Sports Madness.

The Big Ten honor was the first of Epenesa's career. The native of Glen Carbon, Illinois (Edwardsville HS), recorded a career-best two sacks against Iowa State, causing a fourth quarter fumble that was recovered by teammate Chauncey Golston. Epenesa had five tackles in the game, and added a pass break-up.

MOSS EARNS B1G FRESHMAN OF THE WEEK HONOR

DB Riley Moss was named Freshman of the Week after recording a pair of interceptions in Iowa's 48-31 win at Minnesota on Oct. 6. The conference weekly honor is the first of his career.

Moss joined the Hawkeye program as a walk-on from Centennial High School in Ankeny, Iowa, and played primarily on special teams in Iowa's first four games. Moss started for the first time at Minnesota and responded with four solo tackles and one assist, to go with two interceptions. He collected his first career theft in the end zone late in the second period. His second interception and 36-yard return led to a Hawkeye field goal and a 41-24 advantage in the fourth quarter.

KICKING THE TRAVEL BUG

Iowa averaged 42.8 points per game in five road contests (3-2). The Hawkeyes scored 40 points or more in all three of their road wins.

Iowa scored 63 points at Illinois in Week 11, the most by the Hawkeyes since scoring 63 points at Iowa State in 1997, and the most points against a Big Ten opponent since a 64-0 victory against Northwestern in 1981.

The Hawkeyes put up 48 points at Minnesota Week 5 and 42 points at Indiana Week 6. The 40-plus points scored at Minnesota and Indiana marked the first time in program history Iowa has scored 40 points or more in consecutive Big Ten road games in the same season.

Iowa scored 24 points at Penn State, though none came from an offensive set. The Hawkeyes recorded two safeties, kicked two field goals, returned one interception for a touchdown, and scored one touchdown via special teams (fake field goal).

Iowa scored 36 points in a 38-36 loss at Purdue. The 36 points scored were the most by Iowa in a loss since 2011 (44-41 at Iowa State, 3OT), and the most ever in a game that ended in regulation.



2018 HONORS

A.J. Epenesa

Big Ten Co-Defensive Player of the Week vs. Illinois
 Big Ten Co-Defensive Player of the Week vs. Iowa State
 Big Ten Defensive Player of the Week vs. Iowa State by colleg-esportsmadness.com
 Polynesian College Player of the Year Award Watch List
 Preseason fourth-team All-Big Ten by Athlon Sports

Noah Fant

Co-Mackey Award Player of the Week vs. Indiana
 Walter Camp Player of the Year Preseason Watch List
 Mackey Award Semifinalist
 Mackey Award Preseason Watch List
 Big Ten Conference Preseason Watch List
 Preseason first-team All-America by Associated Press
 Preseason first-team All-America by ESPN.com
 Preseason first-team All-America by NFLDraftScout.com
 Preseason first-team All-America by Sporting News
 Preseason first-team All-America by Athlon Sports
 Preseason first-team All-Big Ten by NFLDraftScout.com

Parker Hesse

Named to preseason Allstate AFCA Good Works Team
 Preseason fourth-team All-Big Ten by Athlon Sports

T.J. Hockenson

Co-Mackey Award Player of the Week vs. Indiana
 Mackey Award Semifinalist
 Mackey Award Preseason Watch List

Anthony Nelson

CoSIDA Academic All-America All-District team
 Big Ten Defensive Player of the Week vs. Minnesota
 Ted Hendricks Award Preseason Watch List
 Nagurski Trophy Preseason Watch List
 Bednarik Trophy Preseason Watch List
 Lott IMPACT Trophy preseason Watch List
 Preseason second-team All-Big Ten by Athlon Sports

Miguel Recinos

Preseason third-team All-Big Ten by Athlon Sports

Keegan Render

Rimington Trophy Preseason Watch List
 Preseason third-team All-Big Ten by Athlon Sports

FIND THE NFL-ER

The Hawkeyes have had NFL talent on their offensive line in each of Kirk Ferentz's 19 completed seasons. Seventeen Iowa offensive linemen have been selected in the NFL Draft, including four in the first round. Former Hawkeye linemen under Ferentz have combined for nine Pro Bowl appearances. Below is a list of players, by year, that played on the Hawkeyes' offensive line prior to joining the NFL.

Year	Player	NFL Service	Year	Player	NFL Service
1999	Bruce Nelson	2003-05	2008	Bryan Bulaga	2010-pr.
1999	Eric Steinbach	2003-11	2008	Kyle Calloway	2010
2000	Sam Aiello	2004	2008	Seth Olsen	2009-12
2000	Robert Gallery	2004-11	2008	Julian Vandervelde	2011-16
2000	Bruce Nelson	2003-05	2009	Bryan Bulaga	2010-pr.
2000	David Porter	2003-04	2009	Kyle Calloway	2010
2000	Eric Steinbach	2003-11	2009	Adam Gettis	2012-pr.
2001	Robert Gallery	2004-11	2009	Riley Reiff	2012-pr.
2001	Bruce Nelson	2003-05	2009	Julian Vandervelde	2011-16
2001	David Porter	2003-04	2010	James Ferentz	2014-pr.
2001	Eric Steinbach	2003-11	2010	Adam Gettis	2012-pr.
2002	Robert Gallery	2004-11	2010	Riley Reiff	2012-pr.
2002	Bruce Nelson	2003-05	2010	Julian Vandervelde	2011-16
2002	David Porter	2003-04	2010	Markus Zusevics	2012-13
2002	Eric Steinbach	2003-11	2011	James Ferentz	2014-pr.
2003	Sam Aiello	2004	2011	Adam Gettis	2012-pr.
2003	Brian Ferentz	2007	2011	Riley Reiff	2012-pr.
2003	Robert Gallery	2004-11	2011	Brandon Scherff	2015-pr.
2003	Mike Jones	2007-08	2011	Matt Tobin	2013-pr.
2003	Pete McMahon	2005-06	2011	Markus Zusevics	2012-13
2003	Eric Rothwell	2004	2012	Connor Boffeli	2014-15
2004	Mike Elgin	2007-08	2012	James Ferentz	2014-pr.
2004	Brian Ferentz	2007	2012	Austin Blythe	2016-pr.
2004	Mike Jones	2007-08	2012	Andrew Donnal	2015-pr.
2004	Pete McMahon	2005-06	2012	Brandon Scherff	2015-pr.
2005	Mike Elgin	2007-08	2012	Matt Tobin	2013-pr.
2005	Brian Ferentz	2007	2013	Austin Blythe	2016-pr.
2005	Mike Jones	2007-08	2013	Connor Boffeli	2014-15
2005	Seth Olsen	2009-12	2013	Brandon Scherff	2015-pr.
2005	Marshal Yanda	2007-pr.	2014	Austin Blythe	2016-pr.
2006	Mike Elgin	2007-08	2014	Andrew Donnal	2015-pr.
2006	Mike Jones	2007-08	2014	Brandon Scherff	2015-pr.
2006	Seth Olsen	2009-12	2015	Austin Blythe	2016-pr.
2006	Marshal Yanda	2007-pr.	2015	Cole Croston	2017-pr.
2007	Bryan Bulaga	2010-pr.	2015	James Daniels	2018-pr.
2007	Kyle Calloway	2010	2016	Cole Croston	2017-pr.
2007	Seth Olsen	2009-12	2016	James Daniels	2018-pr.
2007	Julian Vandervelde	2011-16	2017	James Daniels	2018-pr.
2008	Rob Bruggeman	2009-11	2017	Ike Boettger	2018-pr.



2018 HONORS

Riley Moss

Big Ten Freshman of the Week vs. Minnesota

Nate Stanley

Walter Camp National Offensive Player of the Week vs. Indiana
Manning Award National Quarterback of the Week vs. Indiana
Davey O'Brien Award National Quarterback of the Week vs. Indiana

Davey O'Brien Award "Great 8" recognition vs. Indiana
National Player of the Week vs. Indiana by College Football Performance Awards

Big Ten Co-Offensive Player of the Week vs. Indiana

Big Ten Offensive Player of the week vs. Indiana by collegesportsmadness.com

Manning Award Preseason Watch List

Maxwell Award Preseason Watch List

IOWA PROGRAM NOTES

- The Hawkeyes sold out Kinnick Stadium in four of their first six games in 2018 (69,250).
- The Hawkeyes have earned bowl eligibility in 17 of the last 18 seasons.
- Iowa is the only school to have two head football coaches since 1979. Hayden Fry took over prior to the 1979 season and coached through the 1998 season, posting a record of 143-89-6. Current coach Kirk Ferentz replaced Fry and is in his 20th season. Ferentz also served as Iowa's offensive line coach from 1981-89 under Fry.
- Iowa is one of 19 teams to have played in at least 15 bowl games since 2001. Among Big Ten schools, only Ohio State and Wisconsin have appeared in more (16).
- Iowa played in the Big Ten title game for the first time in program history on Dec. 5, 2015. Iowa earned Big Ten Conference championships in 2002 and 2004 and placed second in 2009. Iowa (8-0, 2002; 8-0, 2015) is one of three Big Ten teams to post a perfect mark in conference play since 1998 (BCS era), joining Michigan State (1) and Ohio State (5).
- Iowa has ranked in the top 10 in the final Associated Press and CNN/USA Today coaches polls five times since 2002, including a ranking of seventh in both polls at the conclusion of the 2009 season. Iowa ranked eighth in 2002, 2003 and 2004. The Hawkeyes finished 2015 ranked ninth in the AP poll and 10th in the USA Today Coaches Poll. In the Big Ten, only Ohio State has more top 10 finishes since 2002.
- Since 1936 when the first AP poll was released, Iowa has appeared in the poll 316 times, the fifth highest total in the Big Ten (Ohio State, Michigan, Wisconsin, and MSU). Iowa has been the top-ranked team in the country 11 times.
- Iowa set a school record with 12 wins in 2015. The Hawkeyes won 11 games in 2002 (11-2), and 2009 (11-2). In 2009, Iowa started 9-0 and won 10 regular season games for just the fourth time in school history.
- Iowa won 10 or more games in three consecutive years (2002-04) for the first time in school history.
- Kirk Ferentz has been named Big Ten Coach of the Year four times (2002, 2004, 2009, 2015) and was named National Coach of the Year in 2002 and 2015. Only Michigan's Bo Schembechler (6) has more conference coach of the year honors. Iowa's Hayden Fry and Penn State's Joe Paterno both won the award three times.
- Iowa has had nine individual national award winners under head coach Kirk Ferentz. They include Brad Banks (2002 Davey O'Brien, Top Quarterback; 2002 Associated Press National Player of the Year); Dallas Clark (2002 Mackey, Top Tight End); Nate Kaeding (2002 Groza, Top Kicker); Robert Gallery (2003 Outland, Top Lineman); Shonn Greene (2008 Doak Walker, Top Running Back); Brandon Scherff (2014 Outland, Top Lineman), Desmond King (2015 Jim Thorpe), Josey Jewell (2017 Lott IMPACT).
- Iowa's offensive line earned the Joe Moore Award in 2016, an honor bestowed upon the top offensive line unit in the country.
- Iowa's football record in the 2000 decade was 80-45 (.640), a record that ranks as the best decade in Iowa football history, based on total wins. Iowa posted a record of 77-40-4 (.652) during the 1980's and the Hawkeyes were 62-53-2 (.538) in the 1990's. Iowa is 68-46 (.596) since 2010.



INSTANT REPLAY

Listed below are all the plays that have been reviewed in an Iowa game in 2018.

Game (Rvs)	Reviewed Play (Confirmed/Reversed)
NIU (2)	NIU first-down reception (confirmed) Non-NIU safety (reversed)
ISU (4)	Iowa fumble (reversed) ISU short of line to gain (confirmed) Iowa short of line to gain (overruled) ISU lost fumble (confirmed)
UNI (1)	Iowa incomplete pass (confirmed)
WIS (2)	Iowa short of line to gain (confirmed) Iowa player down by contact (reversed)
MINN (1)	Iowa targeting penalty (confirmed)
IND (3)	Indiana incomplete pass (confirmed) Iowa TD reception (confirmed) Indiana short of line to gain (confirmed)
MD (1)	Iowa TD reception (confirmed)
PSU (2)	Penn State rushing TD (confirmed) Iowa reception (reversed)
PUR (1)	Iowa rushing TD (confirmed)
NW (3)	Iowa first down (confirmed) Iowa incomplete pass (reversed) Northwestern TD catch (confirmed)
ILL (2)	Illinois incomplete pass (confirmed) Iowa touchdown run (confirmed)

2018 BIG TEN COACHES TELECONFERENCE

The Big Ten coaches teleconferences are held each Tuesday beginning Aug. 28, with the final weekly call scheduled for Nov. 20. Media wishing to participate in the teleconference can contact the Big Ten Office at 866-392-7674 to obtain the call-in information. All times listed below are central time:

11:00	Chris Ash, Rutgers
11:08	Jim Harbaugh, Michigan
11:16	Paul Chryst, Wisconsin
11:24	Scott Frost, Nebraska
11:32	Mark Dantonio, Michigan State
11:40	Kirk Ferentz, Iowa
11:48	P.J. Fleck, Minnesota
11:56	Pat Fitzgerald, Northwestern
12:04	Lovie Smith, Illinois
12:12	Matt Canada, Maryland
12:20	Jeff Brohm, Purdue
12:28	James Franklin, Penn State
12:36	Urban Meyer, Ohio State
12:44	Tom Allen, Indiana

IOWA FOOTBALL AND THE NFL

- The Hawkeyes have had 170 former players in the NFL since 1999, Kirk Ferentz's first year as head coach (66 draft picks/104 free agents).
- At least one Iowa Hawkeye has been selected in every NFL Draft since 1978. Iowa's streak of 41 consecutive years with at least one selection ties as the seventh longest among all programs.
- DB Micah Hyde (Buffalo), DL Mike Daniels (Green Bay), and OL Brandon Scherff (Washington) were named to the 2018 NFL Pro Bowl.
- Over the past 16 years, 143-of-165 (89 percent) of Iowa's senior starters have been drafted in the NFL or signed NFL free agent contracts.
- Over the past 11 years, Iowa has had 40 NFL Draft picks, tied for third most in the Big Ten -- Ohio State (63), Wisconsin (41), and Michigan (40). Since 2010, Iowa has had 33 players drafted in the NFL, tied for second most in the Big Ten -- Ohio State (53), Penn State (33), and Wisconsin (33).
- Iowa has had four first round picks in the last nine NFL drafts -- OL Bryan Bulaga, 2010; DE Adrian Clayborn, 2011; OL Riley Reiff, 2012; OL Brandon Scherff, 2015.
- Iowa had six players drafted in the 2012 NFL Draft, which tied for the most in the Big Ten and tied for fourth in the country.
- Former Hawkeye Marshal Yanda (Baltimore OL) is a six-time Pro-Bowler (2011-16) and was named NFL All-Pro in 2012, 2013, 2014, 2015, and 2016.
- In NFL 2011 regular season statistics, former Hawkeye linebackers Chad Greenway (Minnesota) and Pat Angerer (Indianapolis) finished third and fourth, respectively, in tackles. Greenway was named to the Pro Bowl in 2012 and 2013.
- Three former Hawkeyes were involved in the 2012 Super Bowl. DB Tyler Sash played for the Super Bowl champion New York Giants, while LB Jeff Tarpinian was on the injured reserve roster of the New England Patriots. Former Iowa center Brian Ferentz, now is his sixth year on staff and first as Iowa's offensive coordinator, was New England's tight ends coach.
- Former Iowa DB Sean Considine and OL Marshal Yanda won Super Bowl rings with the 2012 Baltimore Ravens in the 2013 Super Bowl.
- Former Iowa LB James Morris (injured reserve) earned a Super Bowl ring with the New England Patriots in 2015. Former TE Tony Moeaki played for the Seattle Seahawks in the same game.
- Former center James Ferentz was a member of the 2016 Super Bowl champion Denver Broncos.
- Former DT Jonathan Babineaux played for the Atlanta Falcons in Super Bowl LI. Former DE Adrian Clayborn and former DB Charles Godfrey were on the Atlanta injured reserve roster.
- Former OL Cole Croston was on the New England Patriots roster in Super Bowl LII. Former C James Ferentz and WR Riley McCarron were on the Patriots practice squad.
- Entering the 2018 season, every Iowa senior starting tight end (12) under Kirk Ferentz has been drafted in the NFL or made an NFL team. The NFL has employed 14 Iowa tight ends since 1999 (9 drafted/5 free agents).
- All 11 members of Iowa's starting defensive unit in 2008 were either drafted or signed to NFL free agent contracts following the draft.



HAWKEYES IN THE NFL

Iowa football players have a long tradition of being well prepared for professional football following their college playing careers. Since 2010, 29 Hawkeyes have been selected in the NFL Draft. Today, 27 Hawkeyes are on NFL rosters.

**Former Hawkeye, Current NFL Team**

C.J. Beathard, San Francisco 49ers
 Austin Blythe, Los Angeles Rams
 Ike Boettger, Buffalo Bills
 Bryan Bulaga, Green Bay Packer
 Adrian Clayborn, New England Patriots
 Cole Croston, New England Patriots
 James Daniels, Chicago Bears
 Mike Daniels, Green Bay Packers
 Carl Davis, Cleveland Browns
 Andrew Donnal, Detroit Lions
 James Ferentz, New England Patriots
 Anthony Hitchens, Kansas City Chiefs
 Micah Hyde, Buffalo Bills
 Josh Jackson, Green Bay Packers
 Josey Jewell, Denver Broncos
 Jaleel Johnson, Minnesota Vikings
 Desmond King, Los Angeles Chargers
 Christian Kirksey, Cleveland Browns
 George Kittle, San Francisco 49ers
 Casey Kreiter, Denver Broncos
 Henry Krieger-Coble, Los Angeles Rams
 Greg Mabin, San Francisco 49ers
 Riley McCarron, New England Patriots
 Ben Niemann, Kansas City Chiefs
 Riley Reiff, Minnesota Vikings
 Brandon Scherff, Washington Redskins
 Marshal Yanda, Baltimore Ravens

ALL ABOARD TO KINNICK STADIUM!

The Hawkeye Express, the passenger train that transports fans from Coralville to Kinnick Stadium, is in its 15th season in 2018.

Adults can ride the train for \$15, round trip, while children (12-and-under) ride for free. Tickets can be purchased in advance at the UI Ticket Office or on game day (cash only on game day) at the Hawkeye Express depot located near the boarding ramp. The trip to Kinnick Stadium is approximately 10 minutes. Media credentials are accepted, as well.

Free parking is located in lots near the Comfort Suites and Coral Ridge Mall. Fans can begin boarding the train three hours prior to kickoff. Return trips begin at the start of the fourth period and run 90 minutes after the game.

The Hawkeye Express is owned by the Iowa Northern Railway Company and operates on the Iowa Interstate Railroad.

REINVENTING THE STADIUM WAVE

The University of Iowa football program received the prestigious 2017 Disney Sports Spirit Award after launching a heart-warming tradition at its home games last season that touched the lives of scores of young patients at the University's Stead Family Children's Hospital.

In a tradition that started at the 2017 season opener, fans inside Kinnick Stadium and patients and families inside the UI Stead Family Children's Hospital exchange waves at the end of the first quarter of each home game.

The UI Stead Family Children's Hospital opened in 2017. It is connected to the south end of the University of Iowa Hospitals and Clinics and overlooks Kinnick Stadium from the southeast grandstands. During Iowa football home games, patients and their families can watch the game from the top floor (Level 12), one of the highest vantage points in Iowa City.

HAWK TALK WITH KIRK FERENTZ

Head Coach Kirk Ferentz is featured on "Hawk Talk with Kirk Ferentz" each week during the regular season. The radio call-in show is hosted by Gary Dolphin, the play-by-play voice of the Iowa Hawkeyes. The show airs live each Wednesday at 6:30 p.m. from Carlos O'Kelly's in Iowa City. The Nov. 21 show has been rescheduled for Nov. 19 to avoid a conflict with an Iowa men's basketball game.

BOWL INFORMATION

Bowl information will be released Dec. 2. Information will be available at hawkeyesports.com/bowlcentral





IOWA FOOTBALL

31 Bowl Games 11 Big Ten Championships 27 Consensus All-Americans 14 CFB Hall of Fame Inductees

Date	Opponent	Score	Overall Record	Conference Record	Time	Attend
Sept. 1	Northern Illinois	W, 33-7	1-0	0-0	3:11	67,510
Sept. 8	\$ Iowa State	W, 13-3	2-0	0-0	3:12	69,250
Sept. 15	Northern Iowa	W, 38-14	3-0	0-0	3:06	69,250
Sept. 22	* #18/16 Wisconsin	L, 17-28	3-1	0-1	3:15	69,250
Oct. 6	*at Minnesota	W, 48-31	4-1	1-1	3:30	48,199
Oct. 13	*at Indiana	W, 42-16	5-1	2-1	3:16	40,512
Oct. 20	*Maryland	W, 23-0	6-1	3-1	2:49	69,250
Oct. 27	*at #17 Penn State	L, 24-30	6-2	3-2	3:42	105,244
Nov. 3	*at Purdue	L, 36-38	6-3	3-3	3:20	60,716
Nov. 10	*Northwestern	L, 10-14	6-4	3-4	3:16	66,493
Nov. 17	*at Illinois	W, 63-0	7-4	4-4	3:25	33,313
Nov. 23	*Nebraska					

* -- Big Ten Conference game

\$ Iowa Corn Cy-Hawk Series

ALL PURPOSE YARDS

All Purpose	q	rush	rcv	pr	kr	ir	total	avg/q
Smith-Marsette	10	71	324	0	478	0	873	87.3
Sargent, Mekhi	11	575	148	0	0	0	723	65.7
Hockenson, T.J.	11	4	663	0	0	0	667	60.6
Young, Toren	11	547	26	0	0	0	573	52.1
Fant, Noah	11	1	507	0	0	0	508	46.2
Kelly-Martin, I.	7	341	78	0	0	0	419	59.9
Easley, Nick	11	7	361	0	0	0	368	33.5
Groeneweg, Kyle	11	14	37	227	54	0	332	30.2
Smith, Brandon	10	0	292	0	0	0	292	29.2
Hooker, Amani	11	0	0	9	0	60	69	6.3
Wieting, Nate	11	0	51	0	0	0	51	4.6
Ross, Brady	6	20	28	0	0	0	48	8.0
Dafney, D.	8	0	19	26	0	0	45	5.6
Young, Devonte	11	0	0	0	42	0	42	3.8
Geil, Henry	2	37	0	0	0	0	37	18.5
Moss, Riley	11	0	0	0	0	36	36	3.3
Mansell, Peyton	5	31	0	0	0	0	31	6.2
Ojemudia, M.	11	0	0	0	0	29	29	2.6
Cooper, Max	7	9	15	0	0	0	24	3.4
Stone, Geno	11	0	0	0	0	24	24	2.2
Gervase, Jake	11	0	0	0	0	22	22	2.0
Tracy, Tyrone	3	-1	22	0	0	0	21	7.0
Epenesa, A.J.	11	0	0	16	0	0	16	1.5
Welch, Kristian	10	0	0	0	0	15	15	1.5
Wirfs, Tristan	10	15	0	0	0	0	15	1.5
Kelly, Austin	11	9	4	0	0	0	13	1.2
Brincks, Sam	11	0	10	0	0	0	10	0.9
Ragaini, Nico	3	0	7	0	0	0	7	2.3
Niemann, Nick	9	0	0	7	0	0	7	0.8
Stanley, Nate	11	12	-13	0	0	0	-1	-0.1
Ludwig, Joe	5	0	0	0	-5	0	-5	-1.0
Team	5	-14	0	0	0	0	-14	-2.8
Total	11	1678	2579	285	569	186	5297	481.5
Opponents	11	1094	1981	84	348	136	3643	331.2



IOWA HAWKEYE FOOTBALL
IOWA Overall Team Statistics (as of Nov 19, 2018)
All games

Team Statistics	IOWA	OPP
SCORING	347	181
Points Per Game	31.5	16.5
Points Off Turnovers	72	49
FIRST DOWNS	225	175
Rushing	84	81
Passing	120	80
Penalty	21	14
RUSHING YARDAGE	1678	1094
Yards gained rushing	1833	1437
Yards lost rushing	155	343
Rushing Attempts	423	360
Average Per Rush	4.0	3.0
Average Per Game	152.5	99.5
TDs Rushing	17	7
PASSING YARDAGE	2579	1981
Comp-Att-Int	204-349-10	190-332-17
Average Per Pass	7.4	6.0
Average Per Catch	12.6	10.4
Average Per Game	234.5	180.1
TDs Passing	22	16
TOTAL OFFENSE	4257	3075
Total Plays	772	692
Average Per Play	5.5	4.4
Average Per Game	387.0	279.5
KICK RETURNS: #-Yards	20-569	21-348
PUNT RETURNS: #-Yards	26-285	17-84
INT RETURNS: #-Yards	17-186	10-136
KICK RETURN AVERAGE	28.5	16.6
PUNT RETURN AVERAGE	11.0	4.9
INT RETURN AVERAGE	10.9	13.6
FUMBLES-LOST	11-6	12-6
PENALTIES-Yards	59-519	67-603
Average Per Game	47.2	54.8
PUNTS-Yards	47-1810	65-2592
Average Per Punt	38.5	39.9
Net punt average	35.9	35.5
KICKOFFS-Yards	68-3952	43-2591
Average Per Kick	58.1	60.3
Net kick average	40.9	35.4
TIME OF POSSESSION/Game	32:54	27:06
3RD-DOWN Conversions	75/167	51/149
3rd-Down Pct	45%	34%
4TH-DOWN Conversions	14/21	6/19
4th-Down Pct	67%	32%
SACKS BY-Yards	31-211	13-79
MISC YARDS	0	0
TOUCHDOWNS SCORED	43	23
FIELD GOALS-ATTEMPTS	14-18	7-11
ON-SIDE KICKS	0-0	0-1
RED-ZONE SCORES	(41-47) 87%	(18-23) 78%
RED-ZONE TOUCHDOWNS	(32-47) 68%	(15-23) 65%
PAT-ATTEMPTS	(41-41) 100%	(22-22) 100%
ATTENDANCE	411003	287984
Games/Avg Per Game	6/68500	5/57597
Neutral Site Games		0/0

Score by Quarters	1st	2nd	3rd	4th	OT	Total
IOWA	64	104	105	74	0	347
Opponents	34	41	51	55	0	181

IOWA HAWKEYE FOOTBALL
IOWA Overall Individual Statistics (as of Nov 19, 2018)
All games

Rushing	gp	att	gain	loss	net	avg	td	lg	avg/g
Sargent,Mekhi	11	126	606	31	575	4.6	8	29	52.3
Young,Toren	11	115	557	10	547	4.8	4	40	49.7
Kelly-Martin,I.	7	92	358	17	341	3.7	2	19	48.7
Smith-Marsette	10	9	71	0	71	7.9	0	20	7.1
Geil,Henry	2	15	40	3	37	2.5	0	7	18.5
Mansell,Peyton	5	8	38	7	31	3.9	1	13	6.2
Ross,Brady	6	6	20	0	20	3.3	0	5	3.3
Wirfs,Tristan	10	1	15	0	15	15.0	0	15	1.5
Groeneweg,Kyle	11	2	14	0	14	7.0	0	11	1.3
Stanley,Nate	11	31	80	68	12	0.4	1	13	1.1
Cooper,Max	7	1	9	0	9	9.0	0	9	1.3
Kelly,Austin	11	6	9	0	9	1.5	0	4	0.8
Easley,Nick	11	2	9	2	7	3.5	0	9	0.6
Hockenson,T.J.	11	1	4	0	4	4.0	1	4	0.4
Fant,Noah	11	2	3	2	1	0.5	0	3	0.1
Tracy,Tyrone	3	1	0	1	-1	-1.0	0	0	-0.3
Team	5	5	0	14	-14	-2.8	0	0	-2.8
Total	11	423	1833	155	1678	4.0	17	40	152.5
Opponents	11	360	1437	343	1094	3.0	7	51	99.5

Passing	gp	effic	comp-att-int	pct	yds	td	lg	avg/g
Stanley,Nate	11	135.54	198-338-9	58.6	2486	21	65	226.0
Mansell,Peyton	5	124.65	5-8-1	62.5	83	0	30	16.6
Rastetter,C.	11	514.00	1-1-0	100.0	10	1	10	0.9
Team	5	0.00	0-1-0	0.0	0	0	0	0.0
Petras,Spencer	2	0.00	0-1-0	0.0	0	0	0	0.0
Total	11	135.60	204-349-10	58.5	2579	22	65	234.5
Opponents	11	113.01	190-332-17	57.2	1981	16	82	180.1

Receiving	gp	no.	yds	avg	td	lg	avg/g
Hockenson,T.J.	11	41	663	16.2	6	54	60.3
Easley,Nick	11	40	361	9.0	3	23	32.8
Fant,Noah	11	38	507	13.3	7	65	46.1
Smith,Brandon	10	23	292	12.7	1	30	29.2
Smith-Marsette	10	18	324	18.0	2	60	32.4
Sargent,Mekhi	11	13	148	11.4	0	48	13.5
Kelly-Martin,I.	7	9	78	8.7	0	25	11.1
Young,Toren	11	5	26	5.2	1	11	2.4
Ross,Brady	6	4	28	7.0	0	11	4.7
Groeneweg,Kyle	11	3	37	12.3	0	18	3.4
Cooper,Max	7	3	15	5.0	0	7	2.1
Wieting,Nate	11	2	51	25.5	0	30	4.6
Tracy,Tyrone	3	1	22	22.0	0	22	7.3
Dafney,D.	8	1	19	19.0	0	19	2.4
Brincks,Sam	11	1	10	10.0	1	10	0.9
Ragaini,Nico	3	1	7	7.0	0	7	2.3
Kelly,Austin	11	1	4	4.0	1	4	0.4
Stanley,Nate	11	0	-13	0.0	0	0	-1.2
Total	11	204	2579	12.6	22	65	234.5
Opponents	11	190	1981	10.4	16	82	180.1

Punt Returns	no.	yds	avg	td	lg
Groeneweg,Kyle	22	227	10.3	1	61
Epenesa,A.J.	1	16	16.0	0	0
Beyer,Shaun	1	0	0.0	0	0
Dafney,D.	1	26	26.0	0	0
Hooker,Amani	1	9	9.0	0	9
Niemann,Nick	0	7	0.0	0	7
Total	26	285	11.0	1	61
Opponents	17	84	4.9	0	24

Interceptions	no.	yds	avg	td	lg
Stone,Geno	4	24	6.0	1	24
Hooker,Amani	4	60	15.0	0	39
Gervase,Jake	3	22	7.3	0	19
Ojemudia,M.	2	29	14.5	0	29
Moss,Riley	2	36	18.0	0	36
Brents,Julius	1	0	0.0	0	0
Welch,Kristian	1	15	15.0	0	15
Total	17	186	10.9	1	39
Opponents	10	136	13.6	0	44

Kick Returns	no.	yds	avg	td	lg
Smith-Marsette	15	478	31.9	0	60
Young,Devonte	2	42	21.0	0	24
Groeneweg,Kyle	2	54	27.0	0	35
Ludwig,Joe	1	-5	-5.0	0	0
Total	20	569	28.5	0	60
Opponents	21	348	16.6	0	67

Fumble Returns	no.	yds	avg	td	lg
Golston,C	1	7	7.0	0	7
Epenesa,A.J.	1	19	19.0	1	19
Nelson,Anthony	0	0	0.0	1	0
Total	2	26	13.0	2	19
Opponents	1	7	7.0	0	7

IOWA HAWKEYE FOOTBALL
IOWA Overall Individual Statistics (as of Nov 19, 2018)
All games

Scoring	td	fg	PAT				dpx	saf	pts
			kick	rush	rcv	pass			
Recinos,Miguel	-	14-18	40-40	-	-	-	-	-	82
Sargent,Mekhi	8	-	-	-	-	-	-	-	48
Hockenson,T.J.	7	-	-	-	-	-	-	-	42
Fant,Noah	7	-	-	-	-	-	-	-	42
Young,Toren	5	-	-	-	-	-	-	-	30
Easley,Nick	3	-	-	-	-	-	-	-	18
Kelly-Martin,I.	2	-	-	-	-	-	-	-	12
Smith-Marsette	2	-	-	-	-	-	-	-	12
Kelly,Austin	1	-	-	-	-	-	-	-	6
Smith,Brandon	1	-	-	-	-	-	-	-	6
Stanley,Nate	1	-	-	-	-	0-2	-	-	6
Mansell,Peyton	1	-	-	-	-	-	-	-	6
Groeneweg,Kyle	1	-	-	-	-	-	-	-	6
Brincks,Sam	1	-	-	-	-	-	-	-	6
Epenesa,A.J.	1	-	-	-	-	-	-	-	6
Nelson,Anthony	1	-	-	-	-	-	-	-	6
Team	-	-	-	-	-	-	3	-	6
Stone,Geno	1	-	-	-	-	-	-	-	6
Schudak,Caleb	-	-	1-1	-	-	-	-	-	1
Total	43	14-18	41-41	-	-	0-2	-	3	347
Opponents	23	7-11	22-22	-	-	0-1	-	-	181

Total Offense	g	plays	rush	pass	total	avg/g
Stanley,Nate	11	369	12	2486	2498	227.1
Sargent,Mekhi	11	126	575	0	575	52.3
Young,Toren	11	115	547	0	547	49.7
Kelly-Martin,I.	7	92	341	0	341	48.7
Mansell,Peyton	5	16	31	83	114	22.8
Smith-Marsette	10	9	71	0	71	7.1
Geil,Henry	2	15	37	0	37	18.5
Ross,Brady	6	6	20	0	20	3.3
Wirfs,Tristan	10	1	15	0	15	1.5
Groeneweg,Kyle	11	2	14	0	14	1.3
Rastetter,C.	11	1	0	10	10	0.9
Kelly,Austin	11	6	9	0	9	0.8
Cooper,Max	7	1	9	0	9	1.3
Easley,Nick	11	2	7	0	7	0.6
Hockenson,T.J.	11	1	4	0	4	0.4
Fant,Noah	11	2	1	0	1	0.1
Tracy,Tyrone	3	1	-1	0	-1	-0.3
Team	5	6	-14	0	-14	-2.8
Total	11	772	1678	2579	4257	387.0
Opponents	11	692	1094	1981	3075	279.5

Field Goals	fg	pct.	01-19	20-29	30-39	40-49	50-99	lg	blk
Recinos,Miguel	14-18	77.8	0-0	5-5	4-7	5-5	0-1	49	1
FG Sequence	IOWA								
Northern Illinois	(33)					33,49			
Iowa State	38,(31),(48),50					(23)			
Northern Iowa	30,(42)					45			
Wisconsin	(24)					-			
Minnesota	(40),(20)					(49)			
Indiana	-					(29)			
Maryland	(23),(25),(36)					-			
Penn State	(27),(49)					(45),(49),(44)			
Purdue	(34)					(25)			
Northwestern	(46),38					38			
Illinois	-					-			

Punting	no.	yds	avg	lg	tb	fc	i20	50+	blk
Rastetter,C.	44	1749	39.8	69	2	6	19	4	1
Stanley,Nate	2	61	30.5	36	0	0	2	0	0
Team	1	0	0.0	0	0	0	0	0	0
Total	47	1810	38.5	69	2	6	21	4	1
Opponents	65	2592	39.9	62	0	18	18	12	2
Kickoffs	no.	yds	avg	tb	ob	retn	net	ydl	
Recinos,Miguel	67	3912	58.4	33	2				
Schudak,Caleb	1	40	40.0	0	0				
Total	68	3952	58.1	33	2	16.6	40.9	24	
Opponents	43	2591	60.3	20	2	28.5	35.4	29	

Numbers in (parentheses) indicate field goal was made.

IOWA HAWKEYE FOOTBALL
IOWA Overall Defensive Statistics (as of Nov 19, 2018)
All games

#	Defensive Leaders	gp	Tackles				tfl/yds	Sacks	Pass defense			Fumbles	blkd	
			ua	a	tot	no-yds		int-yds	brup	qbh	rvcv-yds	ff	kick	saf
30	Gervase,Jake	11	40	33	73	1.0-2	.	3-22	3	.	.	1	.	.
27	Hooker,Amani	11	29	24	53	3.5-11	1.0-6	4-60	7
48	Hockaday,Jack	9	16	35	51	3.5-7	.	.	2	.	1-0	.	.	.
34	Welch,Kristian	10	26	23	49	1.5-21	1.5-21	1-15	1	.	1-0	1	.	.
40	Hesse,Parker	11	24	25	49	9.0-48	4.0-27	.	1	3
32	Colbert,Djimon	11	22	26	48	1.0-1	.	.	1
98	Nelson,Anthony	11	17	16	33	9.0-55	7.5-54	.	.	4	1-0	.	.	.
94	Epenesa,A.J.	11	18	15	33	13.5-61	8.5-50	.	2	7	1-19	3	1	.
49	Niemann,Nick	9	15	18	33	2.5-17	1.0-9
57	Golston,C	11	17	15	32	9.0-32	3.5-19	.	1	2	2-7	.	.	.
9	Stone,Geno	11	22	9	31	1.0-2	.	4-24	3	.	.	1	.	.
8	Hankins,Matt	6	15	14	29	.	.	.	2
11	Ojemudia,M.	11	16	12	28	0.5-2	.	2-29	4
96	Nelson,Matt	11	12	12	24	1.5-9	1.0-9	.	5	2
33	Moss,Riley	11	19	4	23	.	.	2-36	3
52	Jones,Amani	11	14	7	21	2.0-8	1.0-7
95	Lattimore,C.	10	8	11	19	1.0-5	1.0-5
90	Brincks,Sam	11	5	10	15	0.5-1	.	.	.	1
20	Brents,Julius	10	8	5	13	.	.	1-0	3
1C	Milani,John	11	6	4	10
91	Reiff,Brady	10	4	6	10	1.0-4	1.0-4
4A	Turner,Josh	11	4	.	4
35	Wade,B.	10	1	2	3
23	Dafney,D.	8	1	1	2	1	.
14	Groeneweg, Kyle	11	2	.	2
8D	Koerner,Jack	10	1	1	2
50	Subbert,J.	10	2	.	2
53	Jansen,Garret	11	.	2	2
42	Beyer,Shaun	7	1	.	1
43	Doyle,Dillon	2	.	1	1
74	Wirfs,Tristan	10	1	.	1
19	Cooper,Max	7	1	.	1
2	Mansell,Peyton	5	1	.	1
1D	Young,Devonte	11	.	1	1
36	Ross,Brady	6	1	.	1
26	Merriweather,K.	8	1	.	1
4	Stanley,Nate	11	1	.	1
38	Hockenson,T.J.	11	1	.	1
10	Sargent,Mekhi	11	1	.	1
6	Smith-Marsette	10	1	.	1
TM	Team	5	3
Total		11	374	332	706	61-286	31-211	17-186	38	19	6-26	6	2	3
Opponents		11	458	310	768	49-159	13-79	10-136	32	18	6-7	8	2	.

IOWA HAWKEYE FOOTBALL
IOWA Red-Zone Results (as of Nov 19, 2018)
All games

IOWA Inside Opponent Red-Zone

Date	Opponent	Score	Times In RZ	Times Scored	Total Pts	Rush TDs	Pass TDs	FGs Made	Failed to score inside RZ							
									FGA	Down	Int	Fumb	Half	Game		
Sep 01, 2018	NORTHERN ILLINOIS	W 33-7	5	5	31	4	3	1	1	0	0	0	0	0	0	0
Sep 08, 2018	IOWA STATE	W 13-3	3	2	10	1	1	0	1	1	0	0	0	0	0	0
Sep 15, 2018	NORTHERN IOWA	W 38-14	6	5	35	5	3	2	0	1	0	0	0	0	0	0
Sep 22, 2018	WISCONSIN	L 17-28	4	3	17	2	0	2	1	0	1	0	0	0	0	0
Oct 06, 2018	at Minnesota	W 48-31	5	5	31	4	2	2	1	0	0	0	0	0	0	0
Oct 13, 2018	at Indiana	W 42-16	4	4	28	4	0	4	0	0	0	0	0	0	0	0
Oct 20, 2018	MARYLAND	W 23-0	5	4	16	1	0	1	3	0	1	0	0	0	0	0
Oct 27, 2018	at Penn State	L 24-30	3	2	10	1	0	1	1	0	0	1	0	0	0	0
Nov 03, 2018	at Purdue	L 36-38	6	6	36	5	4	1	1	0	0	0	0	0	0	0
Nov 10, 2018	NORTHWESTERN	L 10-14	1	0	0	0	0	0	0	1	0	0	0	0	0	0
Nov 17, 2018	at Illinois	W 63-0	5	5	35	5	3	2	0	0	0	0	0	0	0	0
Totals			47	41	249	32	16	16	9	3	2	1	0	0	0	0
41 of 47 (87.2%)																

Opponents Inside IOWA Red-Zone

Date	Opponent	Score	Times In RZ	Times Scored	Total Pts	Rush TDs	Pass TDs	FGs Made	Failed to score inside RZ							
									FGA	Down	Int	Fumb	Half	Game		
Sep 01, 2018	NORTHERN ILLINOIS	W 33-7	2	1	7	1	0	1	0	1	0	0	0	0	0	0
Sep 08, 2018	IOWA STATE	W 13-3	1	1	3	0	0	0	1	0	0	0	0	0	0	0
Sep 15, 2018	NORTHERN IOWA	W 38-14	2	2	14	2	0	2	0	0	0	0	0	0	0	0
Sep 22, 2018	WISCONSIN	L 17-28	3	3	21	3	0	3	0	0	0	0	0	0	0	0
Oct 06, 2018	at Minnesota	W 48-31	4	4	28	4	1	3	0	0	0	0	0	0	0	0
Oct 13, 2018	at Indiana	W 42-16	4	2	9	1	1	0	1	0	0	2	0	0	0	0
Oct 20, 2018	MARYLAND	W 23-0	0	0	0	0	0	0	0	0	0	0	0	0	0	0
Oct 27, 2018	at Penn State	L 24-30	3	2	14	2	1	1	0	0	0	0	1	0	0	0
Nov 03, 2018	at Purdue	L 36-38	3	3	17	2	1	1	1	0	0	0	0	0	0	0
Nov 10, 2018	NORTHWESTERN	L 10-14	1	0	0	0	0	0	0	1	0	0	0	0	0	0
Nov 17, 2018	at Illinois	W 63-0	0	0	0	0	0	0	0	0	0	0	0	0	0	0
Totals			23	18	113	15	4	11	3	2	0	2	1	0	0	0
18 of 23 (78.3%)																

IOWA HAWKEYE FOOTBALL

IOWA Combined Team Statistics (as of Nov 19, 2018)

Conference games

Date	Opponent	Score	Att.	Record:	Overall	Home	Away	Neutral
* Sep 22, 2018	WISCONSIN	L 17-28	69250	All games	4-4	1-2	3-2	0-0
* Oct 06, 2018	at Minnesota	W 48-31	48199	Conference	4-4	1-2	3-2	0-0
* Oct 13, 2018	at Indiana	W 42-16	40512	Non-Conference	0-0	0-0	0-0	0-0
* Oct 20, 2018	MARYLAND	W 23-0	69250					
* Oct 27, 2018	at #17 Penn State	L 24-30	105244					
* Nov 03, 2018	at Purdue	L 36-38	60716					
* Nov 10, 2018	NORTHWESTERN	L 10-14	66493					
* Nov 17, 2018	at Illinois	W 63-0	33313					

Rushing	gp	att	gain	loss	net	avg	td	lg	avg/g
Sargent,Mekhi	8	88	461	23	438	5.0	5	29	54.8
Young,Toren	8	72	321	8	313	4.3	2	17	39.1
Kelly-Martin,I.	6	76	296	17	279	3.7	1	19	46.5
Smith-Marsette	8	8	66	0	66	8.2	0	20	8.2
Mansell,Peyton	3	5	24	0	24	4.8	0	10	8.0
Wirfs,Tristan	8	1	15	0	15	15.0	0	15	1.9
Cooper,Max	4	1	9	0	9	9.0	0	9	2.2
Kelly,Austin	8	6	9	0	9	1.5	0	4	1.1
Ross,Brady	3	2	8	0	8	4.0	0	5	2.7
Hockenson,T.J.	8	1	4	0	4	4.0	1	4	0.5
Groeneweg,Kyle	8	1	3	0	3	3.0	0	3	0.4
Stanley,Nate	8	20	49	47	2	0.1	1	13	0.2
Fant,Noah	8	2	3	2	1	0.5	0	3	0.1
Total	8	289	1268	111	1157	4.0	10	29	144.6
Opponents	8	278	1198	230	968	3.5	7	51	121.0

Passing	gp	effic	comp-att-int	pct	yds	td	lg	avg/g
Stanley,Nate	8	136.39	148-259-7	57.1	1903	18	65	237.9
Mansell,Peyton	3	86.53	1-3-0	33.3	19	0	19	6.3
Rastetter,C.	8	514.00	1-1-0	100.0	10	1	10	1.2
Team	4	0.00	0-1-0	0.0	0	0	0	0.0
Petras,Spencer	2	0.00	0-1-0	0.0	0	0	0	0.0
Total	8	136.22	150-265-7	56.6	1932	19	65	241.5
Opponents	8	114.86	135-237-15	57.0	1480	13	82	185.0

Receiving	gp	no.	yds	avg	td	lg	avg/g
Hockenson,T.J.	8	29	550	19.0	6	54	68.8
Easley,Nick	8	29	243	8.4	2	22	30.4
Fant,Noah	8	26	367	14.1	5	65	45.9
Smith,Brandon	7	20	238	11.9	1	26	34.0
Smith-Marsette	8	14	251	17.9	2	60	31.4
Sargent,Mekhi	8	11	94	8.5	0	21	11.8
Kelly-Martin,I.	6	9	78	8.7	0	25	13.0
Young,Toren	8	4	24	6.0	1	11	3.0
Groeneweg,Kyle	8	2	32	16.0	0	18	4.0
Ross,Brady	3	2	14	7.0	0	11	4.7
Wieting,Nate	8	1	21	21.0	0	21	2.6
Dafney,D.	7	1	19	19.0	0	19	2.7
Brincks,Sam	8	1	10	10.0	1	10	1.2
Kelly,Austin	8	1	4	4.0	1	4	0.5
Total	8	150	1932	12.9	19	65	241.5
Opponents	8	135	1480	11.0	13	82	185.0

Field Goals	fg	pct.	01-19	20-29	30-39	40-49	50-99	lg	blk
Recinos,Miguel	10-11	90.9	0-0	5-5	2-3	3-3	0-0	49	0

Scoring	td	fg	PAT				dxp	saf	pts
			kick	rush	rcv	pass			
Recinos,Miguel	-	10-11	30-30	-	-	-	-	60	
Hockenson,T.J.	7	-	-	-	-	-	-	42	
Sargent,Mekhi	5	-	-	-	-	-	-	30	
Fant,Noah	5	-	-	-	-	-	-	30	
Young,Toren	3	-	-	-	-	-	-	18	
Smith-Marsette	2	-	-	-	-	-	-	12	
Easley,Nick	2	-	-	-	-	-	-	12	
Nelson,Anthony	1	-	-	-	-	-	-	6	
Epenesa,A.J.	1	-	-	-	-	-	-	6	
Kelly,Austin	1	-	-	-	-	-	-	6	
Brincks,Sam	1	-	-	-	-	-	-	6	
Stone,Geno	1	-	-	-	-	-	-	6	
Groeneweg,Kyle	1	-	-	-	-	-	-	6	
Kelly-Martin,I.	1	-	-	-	-	-	-	6	
Smith,Brandon	1	-	-	-	-	-	-	6	
Total	33	10-11	31-31	-	-	0-2	-	263	
Opponents	20	6-7	19-19	-	-	0-1	-	157	

Score by Quarters	1st	2nd	3rd	4th	OT	Total
IOWA	57	84	71	51	0	263
Opponents	21	41	51	24	0	157

Team Statistics	IOWA	OPP
FIRST DOWNS	166	135
Rushing	58	67
Passing	92	58
Penalty	16	10
RUSHING YARDAGE	1157	968
Rushing Attempts	289	278
Average Per Rush	4.0	3.5
Average Per Game	144.6	121.0
TDs Rushing	10	7
PASSING YARDAGE	1932	1480
Comp-Att-Int	150-265-7	135-237-15
Average Per Pass	7.3	6.2
Average Per Catch	12.9	11.0
Average Per Game	241.5	185.0
TDs Passing	19	13
TOTAL OFFENSE	3089	2448
Average Per Play	5.6	4.8
Average Per Game	386.1	306.0
KICK RETURNS: #-Yards	19-542	17-275
PUNT RETURNS: #-Yards	18-244	15-69
INT RETURNS: #-Yards	15-160	7-114
FUMBLES-LOST	9-6	7-3
PENALTIES-Yards	35-310	50-438
PUNTS-AVG	35-38.0	46-39.3
TIME OF POSSESSION/Game	32:23	27:37
3RD-DOWN Conversions	54/119	38/109
4TH-DOWN Conversions	10/15	6/16

Interceptions	no.	yds	avg	td	lg
Stone,Geno	4	24	6.0	1	24
Hooker,Amani	3	63	21.0	0	39
Gervase,Jake	3	22	7.3	0	19
Moss,Riley	2	36	18.0	0	36
Brents,Julius	1	0	0.0	0	0
Welch,Kristian	1	15	15.0	0	15
Ojemudia,M.	1	0	0.0	0	0

Punting	no.	yds	avg	lg	tb	fc	i20	50+	blk
Rastetter,C.	34	1295	38.1	48	2	4	15	0	0
Stanley,Nate	1	36	36.0	36	0	0	1	0	0

Punt Returns	no.	yds	avg	td	lg
Groeneweg,Kyle	14	186	13.3	1	61
Hooker,Amani	1	9	9.0	0	9
Beyer,Shaun	1	0	0.0	0	0
Dafney,D.	1	26	26.0	0	0
Epenesa,A.J.	1	16	16.0	0	0
Niemann,Nick	0	7	0.0	0	7
Total	18	244	13.6	1	61
Opponents	15	69	4.6	0	24

Kick Returns	no.	yds	avg	td	lg
Smith-Marsette	14	451	32.2	0	60
Young,Devonte	2	42	21.0	0	24
Groeneweg,Kyle	2	54	27.0	0	35
Ludwig,Joe	1	-5	-5.0	0	0
Total	19	542	28.5	0	60
Opponents	17	275	16.2	0	67

All Purpose	g	rush	rcv	pr	kr	ir	total	avg/g
Smith-Marsette	8	66	251	0	451	0	768	96.0
Hockenson,T.J.	8	4	550	0	0	0	554	69.2
Sargent,Mekhi	8	438	94	0	0	0	532	66.5
Fant,Noah	8	1	367	0	0	0	368	46.0
Kelly-Martin,I.	6	279	78	0	0	0	357	59.5
Total	8	1157	1932	244	542	160	4035	504.4
Opponents	8	968	1480	69	275	114	2906	363.2

Total Offense	g	plays	rush	pass	total	avg/g
Stanley,Nate	8	279	2	1903	1905	238.1
Sargent,Mekhi	8	88	438	0	438	54.8
Young,Toren	8	72	313	0	313	39.1
Kelly-Martin,I.	6	76	279	0	279	46.5
Smith-Marsette	8	8	66	0	66	8.2

IOWA HAWKEYE FOOTBALL
IOWA Overall Defensive Statistics (as of Nov 19, 2018)
Conference games

#	Defensive Leaders	gp	Tackles				tfl/yds	Sacks no-yds	Pass defense			Fumbles		blkd	
			ua	a	tot				int-yds	brup	qbh	rcv-yds	ff	kick	saf
30	Gervase,Jake	8	35	26	61	1.0-2	.	3-22	2	
32	Colbert,Djimon	8	19	21	40	1.0-1	.	.	1	
40	Hesse,Parker	8	22	17	39	7.0-35	2.0-14	.	.	2	
27	Hooker,Amani	8	24	15	39	2.5-10	1.0-6	3-63	6	
48	Hockaday,Jack	6	12	20	32	2.5-6	.	.	1	.	1-0	.	.	.	
34	Welch,Kristian	8	15	15	30	0.5-6	0.5-6	1-15	1	
9	Stone,Geno	8	21	8	29	1.0-2	.	4-24	3	.	.	1	.	.	
98	Nelson,Anthony	8	15	12	27	8.0-47	6.5-46	.	.	3	1-0	.	.	.	
57	Golston,C	8	15	11	26	9.0-32	3.5-19	.	1	1	
33	Moss,Riley	8	18	4	22	.	.	2-36	3	
94	Epenesa,A.J.	8	13	8	21	9.5-37	4.5-26	.	1	4	1-19	1	1	.	
49	Niemann,Nick	6	8	13	21	0.5-2	
11	Ojemudia,M.	8	10	6	16	0.5-2	.	1-0	3	
96	Nelson,Matt	8	9	7	16	0.5-0	.	.	4	2	
95	Lattimore,C.	8	5	9	14	
52	Jones,Amani	8	9	5	14	2.0-8	1.0-7	
20	Brents,Julius	7	8	5	13	.	.	1-0	3	
8	Hankins,Matt	3	6	7	13	.	.	.	1	
90	Brincks,Sam	8	4	8	12	0.5-1	
91	Reiff,Brady	8	3	5	8	
1C	Milani,John	8	4	2	6	
35	Wade,B.	7	1	2	3	
23	Dafney,D.	7	1	1	2	1	.	
14	Groeneweg,Kyle	8	2	.	2	
4A	Turner,Josh	8	2	.	2	
50	Subbert,J.	7	2	.	2	
8D	Koerner,Jack	7	1	1	2	
10	Sargent,Mekhi	8	1	.	1	
6	Smith-Marsette	8	1	.	1	
74	Wirfs,Tristan	8	1	.	1	
1D	Young,Devonte	8	.	1	1	
36	Ross,Brady	3	1	.	1	
38	Hockenson,T.J.	8	1	.	1	
43	Doyle,Dillon	1	.	1	1	
42	Beyer,Shaun	4	1	.	1	
4	Stanley,Nate	8	1	.	1	
TM	Team	4	2	
Total		8	291	230	521	46-191	19-124	15-160	30	12	3-19	2	2	2	
Opponents		8	319	222	541	37-118	9-51	7-114	25	13	6-7	6	.	.	



IOWA FOOTBALL

31 Bowl Games 11 Big Ten Championships 27 Consensus All-Americans 14 CFB Hall of Fame Inductees

Game	Score	First Downs	Rushing Att-Net	Pass. Yards	Passing Com.-Att.-Int	Total Offense	Punts-Avg.	Fum.-Lost	Pen. Yds.
Northern Illinois	7	15	36-101	110	15-26-1	211	6-47.2	2-1	7-65
at Iowa	33	18	48-209	143	13-25-1	352	5-43.0	1-0	8-66
Iowa State	3	11	25-19	169	19-31-0	188	8-36.6	1-1	7-65
at Iowa	13	14	36-105	166	16-28-0	271	6-38.8	0-0	6-55
Northern Iowa	14	14	21-6	222	21-38-1	228	5-41.2	2-1	3-35
at Iowa	38	27	50-207	338	25-31-2	545	2-35.0	1-0	10-88
Wisconsin	28	19	44-210	205	17-22-0	415	7-37.1	0-0	8-68
at Iowa	17	19	31-148	256	14-23-1	404	3-38.0	2-2	1-5
Iowa	48	18	40-106	314	23-39-1	420	4-41.5	1-1	5-45
at Minnesota	31	20	31-86	234	18-36-4	320	4-37.8	0-0	2-10
Iowa	42	26	32-159	320	21-33-1	479	2-44.5	0-0	11-110
at Indiana	16	22	25-67	263	31-42-2	330	4-44.2	1-0	10-99
Maryland	0	7	23-68	47	6-16-1	115	6-34.7	2-1	6-46
at Iowa	23	22	52-224	86	11-24-1	310	2-46.65	0-0	0-0
Iowa	24	23	38-135	215	19-50-2	350	7-37.0	3-0	6-25
at Penn State	30	16	35-118	194	13-29-1	312	6-34.8	1-1	6-47
Iowa	36	22	37-118	275	21-32-0	393	5-35.0	1-1	8-75
at Purdue	38	21	31-101	333	23-32-2	434	3-54.3	2-0	6-60
Northwestern	14	19	46-184	122	15-30-2	306	7-40.4	0-0	5-40
at Iowa	10	16	22-64	269	27-41-0	333	7-34.9	2-2	3-35
Iowa	63	20	37-203	197	14-23-1	400	5-38.2	1-0	1-15
at Illinois	0	11	43-134	82	12-30-3	216	9-39.9	1-1	7-68





IOWA FOOTBALL

31 Bowl Games 11 Big Ten Championships 27 Consensus All-Americans 14 CFB Hall of Fame Inductees

Individual

Points	12, 7X, last Mekhi Sargent, T.J. Hockenson, Toren Young at Illinois, 11/17/18
Rushing Attempts	24, Ivory Kelly-Martin vs. Maryland, 10/20/18
Yards Rushing	121 (17 att.), Mekhi Sargent at Illinois, 11/17/18
Pass Attempts	49 (18 comp.), Nate Stanley at Penn State, 10/27/18
Pass Completions	27 (41 att.), Nate Stanley vs. Northwestern, 11/10/18
Yards Passing	320 (21-33), Nate Stanley at Indiana, 10/13/18
Receptions	10, Nick Easley vs. Northern Iowa, 9/15/18
Yards Receiving	125, T.J. Hockenson vs. Wisconsin, 9/22/18
Yards Total Offense	315, Nate Stanley at Indiana, 10/13/18
All-Purpose Yards	198, Ihmir Smith-Marsette vs. Northwestern, 11/10/18
Yards Punt Returns	105, Kyle Groeneweg at Illinois, 11/17/18
Yards Kickoff Returns	103, Ihmir Smith-Marsette at Penn State, 10/27/18
Field Goals Made	3, Miguel Recinos vs. Maryland, 10/20/18
Extra Points	8, Miguel Recinos at Illinois, 11/17/18
Interceptions	2, Riley Moss at Minnesota, 10/6/18
Tackles	11, 2X, last Amani Hooker vs. Wisconsin, 9/22/18
Sacks	3.0, Anthony Nelson at Minnesota, 10/6/18
TFL's	3, Anthony Nelson at Minnesota, 10/6/18

Team Offense (Iowa highs)

Points	63 at Illinois, 11/17/18
Rushing Attempts	52 vs. Maryland, 10/20/18
Net Yards Rushing	224 (52 att.) vs. Maryland, 10/20/18
Pass Attempts	50 at Penn State, 10/27/18
Pass Completions	27 (41 att.) vs. Northwestern, 11/10/18
Yards Passing	338 vs. Northern Iowa, 9/15/18
Yards Total Offense	545 vs. Northern Iowa, 9/15/18
Total Plays	88 at Penn State, 10/27/18
First Downs	27 vs. Northern Iowa, 9/15/18

Team Defense (Opponents lows)

Points	0, 2X, last at Illinois, 11/17/18
Rushing Attempts	21 vs. Northern Iowa, 9/15/18
Net Yards Rushing	6 (21 att.) vs. Northern Iowa, 9/15/18
Pass Attempts	16 (6 comp.) vs. Maryland, 10/20/18
Pass Completions	6 (16 att.) vs. Maryland, 10/20/18
Yards Passing	47 vs. Maryland, 10/20/18
Yards Total Offense	115 vs. Maryland, 10/20/18
Total Plays	39 vs. Maryland, 10/20/18
First Downs	7 vs. Maryland, 10/20/18

Longest Plays

Run	40	Toren Young vs. Northern Illinois, 9/1/18
Reception	65	Noah Fant at Purdue, 11/3/18
Field Goal	49	Miguel Recinos at Penn State, 10/27/18
Interception Return	39	Amani Hooker at Illinois, 11/17/18
Fumble Return	19	A.J. Epenesa at Illinois, 11/17/18
Punt Return	61	Kyle Groeneweg at Illinois, 11/17/18
Kickoff Return	60	Ihmir Smith-Marsette at Indiana, 10/13/18
Scoring drive	92 (10 plays, 4:39)	vs. Northern Iowa, 9/15/18
Non-scoring drive	80 (11 plays, 5:48)	vs. Wisconsin, 9/22/18





IOWA FOOTBALL

31 Bowl Games 11 Big Ten Championships 27 Consensus All-Americans 14 CFB Hall of Fame Inductees

A kickoff was returned for a TD . . .
 by Iowa -- Jordan Cotton (92 yards), vs. Penn State, 10/21/12
 by an opponent -- Will Likely (100 yards), Maryland, 10/31/15

A punt was returned for a TD . . .
 by Iowa -- Kyle Groeneweg (returned 61 yards on PR), at Illinois, 11/17/18
 by Iowa -- Paki O'Meara (returned 42 yards after block), vs. Eastern Illinois, 9/4/10
 by an opponent -- Christian McCaffrey (63 yards), Stanford, 1/1/16
 by an opponent -- Tremaine McCollum (returned six yards after block), Florida, 1/2/06

Two punts were returned for a TD . . .
 by Iowa -- Kevonte Martin-Manley (83 and 63 yards), vs. Western Michigan, 9/21/13

A punt was blocked . . .
 by Iowa -- A.J. Epenesa at Illinois, 11/17/18
 by an opponent -- Jauan Wesley vs. Northern Illinois, 9/1/18

A punt was blocked and returned for a TD...
 by Iowa -- Ben Niemann vs. Northwestern, 11/1/14
 by an opponent -- Ryan Lewis (block), Pat Amara, Jr., return (TD) vs. Pittsburgh, 9/19/15

A field goal was blocked...
 by Iowa -- Anthony Nelson vs. Penn State, 9/23/17
 by an opponent -- Rickey Neal vs. Northern Iowa, 9/15/18

An interception was returned for a TD . . .
 by Iowa -- Brandon Snyder (89 yards) vs. Illinois, 10/7/17
 by an opponent -- Chauncey Gardner, Jr., (58 yards), vs. Florida, 1/2/17

Two interceptions were returned for a TD . . .
 by Iowa (individual) -- Josh Jackson (43 yards, 52 yards) at Wisconsin, 11/11/17
 by Iowa (team) -- Josey Jewell (34 yards), Bo Bower (88 yards) vs. North Texas, 9/26/15

A fumble was returned for a TD . . .
 by Iowa -- A.J. Epenesa (19 yards) at Illinois, 11/17/18
 by an opponent -- Blake Dueitt (35 yards), vs. Ball State, 9/6/14

A blocked PAT attempt was returned for a score . . .
 by Iowa -- D.J. Johnson (99 yards), at Penn State, 9/28/02
 by an opponent -- Jason Simmons (85 yards), at Ohio State, 11/2/91

A safety was scored . . .
 by Iowa -- (2) at Penn State, 10/27/18 on Dominique Daffney blocked punt & PSU bad snap
 by an opponent -- Shareef Miller TFL on Akrum Wadley rush vs. Penn State, 9/23/17

A player rushed for over 200 yards . . .
 by Iowa -- Akrum Wadley (26-204), at Northwestern, 10/17/15
 by an opponent -- Saquon Barkley (28-211), Penn State, 9/23/17

Iowa had two 100 yard receivers...
 T.J.Hockenson (4-107-2), Noah Fant (4-101-1), at Indiana, 10/13/18

A player passed for over 300 yards . . .
 by Iowa -- Nate Stanley (320), at Indiana, 10/13/18
 by an opponent -- Jacob Park (347), Iowa State, 9/9/17

A player scored four TDs . . .
 by Iowa -- Akrum Wadley (4 rush), at Northwestern, 10/17/15
 by an opponent -- Darnell Autry (3 rush, 1 rec.), Northwestern, 11/9/96

A team rushed for over 400 yards . . .
 by Iowa -- vs. Tulsa (408 yards), 9/13/97
 by an opponent -- Indiana (433 yards), 9/30/00

A team passed for over 400 yards . . .
 by Iowa -- vs. Indiana (426 yards), 10/23/99
 by an opponent -- Purdue (458 yards), 10/15/16

A team gained over 600 yards of total offense . . .
 by Iowa -- vs. Minnesota (613 yards), 11/19/05
 by an opponent -- Wisconsin (604 yards), 11/13/99

A team scored over 50 points . . .
 by Iowa -- at Illinois (63 points), 11/17/18
 by an opponent -- at Minnesota (51 points), 11/8/14

A team was held under 75 yards rushing . . .
 by Iowa -- Maryland (23-68 yards), 10/20/18
 by an opponent -- Northwestern (22-64 yards), 11/10/18

A team was held under 100 yards passing . . .
 by Iowa -- Illinois (82 yards), 11/17/18
 by an opponent -- Maryland (86 yards), 10/20/18

A team was held at/under 200 yards of total offense . . .
 by Iowa -- Maryland (115 yards), 10/20/18
 by an opponent -- vs. Boston College (200 yards), 12/27/17

Iowa scored 3 or more non-offensive touchdowns . . .
 by Iowa -- vs. Western Michigan (2 punts, 2 interceptions), 9/21/13

Iowa recovered an onside kick . . .
 by Iowa -- first quarter vs. Illinois, 10/7/17

LARGEST MARGINS

Iowa Victories

Opponent, Year	Score	Mar.
Iowa Teachers, 1914	95-0	95
Coe, 1908	92-0	92
Iowa Wesleyan, 1890	91-0	91
Cornell, 1904	88-0	88
Cornell, 1913	76-0	76
Des Moines, 1905	72-0	72
Northwestern, 1913	78-6	72
Grinnell, 1904	69-0	69
Iowa Teachers, 1900	68-0	68
Northern Iowa, 1997	66-0	66
Northwestern, 1981	64-0	64
at Illinois, 2018	63-0	63
Cornell, 1920	63-0	63
Indiana, 1997	62-0	62
UTEP, 1986	69-7	62
Grinnell, 1900	63-2	61
Washington (Mo.), 1902	61-0	61
Knox, 1922	61-0	61
Cornell, 1894	60-0	60
Indiana, 1913	60-0	60
North Dakota St., 1947	59-0	59
Illinois, 1985	59-0	59
Cornell, 1891	64-6	58
Illinois, 1899	58-0	58
Drake, 1985	58-0	58
Upper Iowa, 1900	57-0	57
Western Michigan, 2013	59-3	56
Ball State, 2005	56-0	56
Coe, 1893	56-0	56
Purdue, 1922	56-0	56
Utah State, 1957	70-14	56
Minnesota, 2008	55-0	55
Ripon, 1928	61-6	55
Iowa State, 1985	57-3	54
Northern Illinois, 1986	57-3	54
Cincinnati, 1990	63-10	53
Kansas State, 1959	53-0	53
Northwestern, 2002	62-10	52
Kent State, 2001	51-0	51
Minnesota, 1983	61-10	51
Northern Illinois, 1991	58-7	51

Iowa Defeats

Opponent, year	Score	Mar.
Michigan, 1902	0-107	107
Illinois, 1902	0-80	80
Minnesota, 1903	0-75	75
Minnesota, 1916	0-67	67
Ohio State, 1950	21-83	62
Denver A.C., 1893	0-58	58
Nebraska, 1980	0-57	57
Michigan, 1971	7-63	56
Michigan, 1970	0-55	55
USC, 1976	0-55	55
Kansas, 1895	0-54	54
Minnesota, 1936	0-52	52
Notre Dame, 1967	6-56	50
Illinois, 1973	0-50	50





IOWA FOOTBALL

31 Bowl Games 11 Big Ten Championships 27 Consensus All-Americans 14 CFB Hall of Fame Inductees

OFFENSE

Opponent	WR	TE/WR	LT	LG	C	RG	RT	QB	RB	FB/TE	TE
Northern Illinois	Smith	Smith-Marsette	Ferguson	Reynolds	Render	Banwart	Levi Paulsen	Stanley	Kelly-Martin	Ross	Hockenson
Iowa State	Smith	Fant	Jackson	Reynolds	Render	Banwart	Wirfs	Stanley	Young	Wieting	Hockenson
UNI	Smith	Easley	Jackson	Reynolds	Render	Ferguson	Wirfs	Stanley	Young	Fant	Hockenson
Wisconsin	Smith	Easley	Jackson	Reynolds	Render	Ferguson	Wirfs	Stanley	Kelly-Martin	Fant	Hockenson
at Minnesota	Smith	Easley	Jackson	Reynolds	Render	Ferguson	Wirfs	Stanley	Kelly-Martin	Fant	Hockenson
at Indiana	Smith	Easley	Jackson	Reynolds	Render	Ferguson	Wirfs	Stanley	Young	Wieting	Hockenson
Maryland	Smith	Easley	Jackson	Reynolds	Render	Ferguson	Wirfs	Stanley	Kelly-Martin	Fant	Hockenson
at Penn State	Smith	Easley	Jackson	Reynolds	Render	Ferguson	Wirfs	Stanley	Kelly-Martin	Kelly	Hockenson
at Purdue	Smith	Easley	Jackson	Reynolds	Render	Banwart	Wirfs	Stanley	Kelly-Martin	Fant	Hockenson
Northwestern	Smith-Marsette	Easley	Jackson	Reynolds	Render	Banwart	Wirfs	Stanley	Sargent	Kelly	Hockenson
at Illinois	Smith	Easley	Jackson	Reynolds	Render	Banwart	Wirfs	Stanley	Sargent	Fant	Hockenson
Nebraska											
Consec. Starts	1	9	10	11	24	3	10	24	2	1	22
Career Starts	10	20	22	12	31	5	18	24	2	14	23

DEFENSE

Opponent	RE	DT	DT	LE	OLB	MLB	WLB	CB	CB	SS	FS
Northern Illinois	A. Nelson	Brincks	M. Nelson	Hesse	Niemann	Jones	Welch	Hankins	Ojemudia	Hooker	Gervase
Iowa State	A. Nelson	Brincks	M. Nelson	Hesse	Niemann	Hockaday	Colbert	Hankins	Ojemudia	Hooker	Gervase
UNI	A. Nelson	Brincks	M. Nelson	Hesse	Niemann	Hockaday	Welch	Hankins	Ojemudia	Hooker	Gervase
Wisconsin	A. Nelson	Brincks	M. Nelson	Hesse	Niemann	Hockaday	Welch	Hankins	Ojemudia	Hooker	Gervase
at Minnesota	A. Nelson	Brincks	M. Nelson	Hesse	Hooker	Hockaday	Colbert	Moss	Brents	Stone	Gervase
at Indiana	A. Nelson	Brincks	M. Nelson	Hesse	Hooker	Welch	Colbert	Moss	Brents	Stone	Gervase
Maryland	A. Nelson	Brincks	M. Nelson	Hesse	Hooker	Welch	Colbert	Moss	Brents	Stone	Gervase
at Penn State	A. Nelson	Brincks	M. Nelson	Hesse	Hooker	Welch	Colbert	Moss	Brents	Stone	Gervase
at Purdue	A. Nelson	Brincks	M. Nelson	Hesse	Hooker	Hockaday	Colbert	Moss	Brents	Stone	Gervase
Northwestern	A. Nelson	Brincks	M. Nelson	Hesse	Hooker	Hockaday	Colbert	Hankins	Ojemudia	Stone	Gervase
at Illinois	A. Nelson	Brincks	M. Nelson	Hesse	Hooker	Hockaday	Colbert	Hankins	Ojemudia	Stone	Gervase
Nebraska											
Consec. Starts	24	11	18	35	12	3	7	2	2	7	18
Career Starts	25	11	31	45	17	7	8	8	9	7	21

Offense Career Starts

Quarterback	Nate Stanley (24)
Wide Receiver	Nick Easley (20) Brandon Smith (10) Ihmir Smith-Marsette (5)
Running Back	Ivory Kelly-Martin (6) Mekhi Sargent (2) Toren Young (4)
Fullback	Austin Kelly (2) Brady Ross (1)
Tight End	Noah Fant (14) T.J. Hockenson (23) Nate Wieting (7)

Offensive Line	Cole Banwart (5) Dalton Ferguson (7) Alaric Jackson (22) Levi Paulsen (3) Keegan Render (31) Ross Reynolds (12) Tristian Wirfs (18)
----------------	---

Defense Career Starts

Defensive End	Parker Hesse (45) Anthony Nelson (25)
Defensive Line	Sam Brincks (11) Cedrick Lattimore (6) Matt Nelson (31)

Linebacker	Djimon Colbert (8) Jack Hockaday (7) Amani Hooker (7) Amani Jones (1) Nick Niemann (4) Kristian Welch (6)
Defensive Back	Julius Brents (5) Jake Gervase (21) Matt Hankins (8) Amani Hooker (10) Riley Moss (5) Michael Ojemudia (9) Geno Stone (7)





IOWA FOOTBALL

31 Bowl Games 11 Big Ten Championships 27 Consensus All-Americans 14 CFB Hall of Fame Inductees

Opponent	Plays	Yards	T.O.P.	Result	Qtr.	Play
No. Illinois (5)	7	40	3:19	FG	2	Recinos 33-yd. FG
	7	58	4:13	TD	3	Fant, 1 yd. pass from Stanley
	5	46	2:21	TD	3	Kelly-Martin, 2-yd. run
	6	26	2:45	TD	4	Young, 6-yd. run
	3	35	1:07	TD	4	Mansell, 1-yd. run
Iowa Avg. Drive	5.6	41.0	3:01			
Iowa State (3)	6	15	2:16	FG	2	Recinos, 31-yd. FG
	6	40	2:32	FG	3	Recinos, 48-yd. FG
	13	83	6:30	TD	4	Sargent, 2-yd. run
Iowa Avg. Drive	8.3	46.0	3:59			
UNI (6)	10	92	4:39	TD	1	Fant, 5-yd. pass from Stanley
	12	68	5:41	TD	2	Sargent, 2-yd. run
	14	67	6:26	TD	2	Sargent, 10-yd. run
	10	52	4:20	FG	3	Recinos, 42-yd. FG
	4	41	1:43	TD	3	Easley, 14-yd. pass from Stanley
3	72	1:21	TD	3	Young, 15-yd run.	
Iowa Avg. Drive	8.8	65.3	4:22			
Wisconsin (3)	4	77	1:27	TD	2	Fant, 20-yd. pass from Stanley
	10	69	4:48	FG	3	Recinos, 24-yd FG
	8	75	3:35	TD	3	Fant, 1-yd. pass from Stanley
Iowa Avg. Drive	7.3	73.7	3:03			
at Minnesota (8)	10	53	4:40	TD	1	Hockenson, 3-yd. pass from Stanley
	3	62	1:24	TD	1	Smith-Marsette, 60-yd. pass from Stanley
	14	74	6:06	TD	2	Hockenson, 4-yd. run
	5	49	0:27	TD	2	Easley, 21-yd. pass from Stanley
	9	53	3:19	FG	3	Recinos, 40-yd. FG
	9	51	3:33	TD	3	Fant, 5-yd. pass from Stanley
	4	7	2:39	FG	4	Recinos, 20-yd. FG
	8	45	4:08	TD	4	Sargent, 2-yd. run
Iowa Avg. Drive	7.8	49.3	3:12			
at Indiana (6)	5	74	3:12	TD	1	Hockenson, 9-yd. pass from Stanley
	11	70	4:07	TD	1	Fant, 28-yd. pass from Stanley
	4	38	2:01	TD	2	Easley, 12-yd. pass from Stanley
	7	63	2:57	TD	3	Young, 11-yd. pass from Stanley
	3	61	1:29	TD	3	Hockenson, 54-yd. pass from Stanley
	9	80	3:59	TD	4	Kelly, 4-yd. pass from Stanley
Iowa Avg. Drive	6.5	64.3	3:18			

DRIVE ANALYSIS				
Distance Length (minus)	Iowa		Opponent	
	TD	FG	TD	FG
0-9	0	1	3	1
10-19	1	2	2	0
20-29	3	2	0	2
30-39	3	1	2	1
40-49	6	4	1	2
50-59	6	2	0	0
60-69	7	1	1	1
70-79	7	1	8	0
80-89	4	0	5	0
90-99	2	0	1	0

GAME OPENING DRIVES						
Game	Iowa			Opponent		
	Pts	Plys	Yds	Pts	Plys	Yds
NIU	0	3	4	0	4	7
Iowa St.	0	3	6	3	13	66
UNI	0	6	16	0	3	5
Wisconsin	0	11	80	0	8	31
at Minn.	7	10	53	0	3	(-6)
at Indiana	7	5	74	3	13	64
Maryland	0	8	46	0	4	19
at Penn St.	3	8	47	0	3	1
at Purdue	7	9	74	7	12	90
N'western	0	3	7	0	9	36
at Illinois	0	2	8	0	4	(-3)
Nebraska						

SECOND HALF OPENING DRIVES						
Game	Iowa			Opponent		
	Pts	Plys	Yds	Pts	Plys	Yds
NIU	0	3	6	0	3	9
Iowa St.	0	3	6	0	4	17
UNI	3	10	52	0	3	2
Wisconsin	3	10	69	0	6	28
at Minn.	3	9	53	0	6	21
at Indiana	7	7	63	0	3	3
Maryland	3	10	27	0	3	(-8)
at Penn St.	0	5	19	7	4	77
at Purdue	0	3	(-2)	7	1	82
N'western	0	3	4	0	5	11
at Illinois	7	6	20	0	3	(-3)
Nebraska						

3rd Down and...

IOWA														OPPONENTS													
YARDS	NIU	ISU	UNI	UW	MINN	IU	MD	PSU	PUR	NW	ILL	NEB	TOTAL	YARDS	NIU	ISU	UNI	UW	MINN	IU	MD	PSU	PUR	NW	ILL	NEB	TOTAL
1-3	6-7	2-2	2-4	2-4	2-4	3-4	3-5	1-2	3-3	1-3	2-2	0-0	27-40	1-3	2-6	1-2	3-3	3-6	2-3	4-5	3-4	2-4	3-6	4-5	2-4	0-0	29-48
4-6	1-4	2-5	3-7	1-4	3-6	2-3	2-5	1-6	3-3	1-4	2-4	0-0	21-51	4-6	1-2	2-6	1-2	2-3	1-5	0-3	0-0	1-2	2-2	1-6	0-6	0-0	11-37
7-9	1-3	2-8	2-2	2-3	5-8	1-2	3-7	0-2	1-4	0-0	0-3	0-0	17-42	7-9	0-1	1-3	1-4	1-2	0-0	1-3	1-2	1-6	0-3	2-4	0-3	0-0	8-31
10-14	0-0	0-1	0-0	0-0	0-1	2-2	1-1	5-9	0-2	1-4	1-3	0-0	10-23	10-14	0-2	0-1	1-3	1-2	0-2	0-1	0-2	0-1	1-1	0-4	0-3	0-0	3-22
15+	0-2	0-1	0-2	0-0	0-0	0-1	0-0	0-1	0-2	0-2	0-0	0-0	0-11	15+	0-1	0-2	0-2	0-1	0-1	0-0	0-2	0-1	0-0	0-0	0-1	0-0	0-11
TOTAL	8-16	6-17	7-15	5-11	10-19	8-12	9-18	7-20	7-14	3-13	5-12	0-0	75-167	TOTAL	3-12	4-14	6-14	7-14	3-11	5-12	4-10	4-14	6-12	7-19	2-17	0-0	51-149





IOWA FOOTBALL

31 Bowl Games 11 Big Ten Championships 27 Consensus All-Americans 14 CFB Hall of Fame Inductees

Maryland (4)	17	72	9:04	FG	1	Recinos, 23-yd. FG
	11	40	5:00	FG	2	Recinos, 25-yd. FG
	10	58	4:09	TD	2	Smith, 10-yd. pass from Stanley
	10	27	5:11	FG	3	Recinos, 36-yd. FG

***Iowa Avg. Drive* 12.0 49.3 6:21**

at Penn State (3)	8	47	3:51	FG	1	Recinos, 27-yd. FG
	9	42	2:56	TD	1	Brincks, 10-yd. pass from Rastetter
	5	15	2:04	FG	2	Recinos, 49-yd. FG

***Iowa Avg. Drive* 7.3 34.7 3:10**

at Purdue (6)	12	90	5:41	TD	1	Kelly-Martin, 2-yd. run
	9	35	3:57	FG	2	Recinos, 34-yd. FG
	7	62	3:01	TD	2	Stanley, 1-yd. TD run
	5	81	2:38	TD	3	Hockenson, 4-yd. pass from Stanley
	12	75	4:57	TD	4	Sargent, 1-yd. run
5	26	1:54	TD	4	Sargent, 1-yd. run	

***Iowa Avg. Drive* 8.3 61.5 3:41**

Northwestern (2)	6	26	1:51	FG	2	Recinos, 46-yd. FG
	2	42	0:36	TD	3	Smith-Marsette, 28-yd. pass from Stanley

***Iowa Avg. Drive* 4.0 34.0 1:34**

Illinois (7)	4	39	1:50	TD	1	Fant, 9-yd. pass from Stanley
	7	58	3:15	TD	2	Sargent, 3-yd. run
	1	11	0:07	TD	2	Hockenson, 11-yd. pass from Stanley
	4	83	2:27	TD	2	Hockenson, 37-yd. pass from Stanley
	6	20	2:39	TD	3	Young, 5-yd. run
	5	60	1:59	TD	4	Sargent, 29-yd. run
	7	51	3:54	TD	4	Young, 14-yd. run

***Iowa Avg. Drive* 4.9 46.0 2:07**

Season Avg. (53) 7.4 52.8 3:13

LONGEST DRIVES

Plays: 17 vs. Maryland (72 yards, 9:04)

Yards: 92 vs. Northern Iowa (10 plays, 4:39)

Time of Possession: 9:04 vs. Maryland (17 plays, 72 yards)





IOWA FOOTBALL

31 Bowl Games

11 Big Ten Championships

27 Consensus All-Americans

14 CFB Hall of Fame Inductees

Yards	Type	Player(s)	Opponent
65	Pass	Nate Stanley to Noah Fant	at Purdue
61	Punt Return	Kyle Groeneweg	at Illinois
60	Pass	Nate Stanley to Ihmir Smith-Marsette	at Minnesota
60	Kick Return	Ihmir Smith-Marsette	at Indiana
58	Pass	Nate Stanley to Noah Fant	at Indiana
54	Pass	Nate Stanley to T.J. Hockenson	at Indiana
49	Kick Return	Ihmir Smith-Marsette	at Penn State
49	Kick Return	Ihmir Smith-Marsette	at Minnesota
48	Pass	Nate Stanley to Mekhi Sargent	UNI
46	Pass	Nate Stanley to T.J. Hockenson	Wisconsin
45	Pass	Nate Stanley to T.J. Hockenson	Wisconsin
45	Pass	Nate Stanley to Ihmir Smith-Marsette	Iowa State
43	Kick Return	Ihmir Smith-Marsette	Northwestern
43	Pass	Nate Stanley to Noah Fant	UNI
40	Kick Return	Ihmir Smith-Marsette	at Purdue
40	Run	Toren Young	N. Illinois
39	Int. Return	Amani Hooker	at Illinois
38	Punt Return	Kyle Groeneweg	at Purdue
37	Pass	Nate Stanley to Noah Fant	at Illinois
37	Pass	Nate Stanley to T.J. Hockenson	at Illinois
37	Pass	Nate Stanley to T.J. Hockenson	Northwestern
37	Kick Return	Ihmir Smith-Marsette	Northwestern
36	Pass	Nate Stanley to Ihmir Smith-Marsette	Northwestern
36	Int. Return	Riley Moss	at Minnesota
35	Kick Return	Kyle Groeneweg	at Indiana
34	Kick Return	Ihmir Smith-Marsette	at Minnesota
32	Kick Return	Ihmir Smith-Marsette	at Penn State
30	Pass	Nate Stanley to T.J. Hockenson	at Indiana
30	Pass	Nate Stanley to T.J. Hockenson	at Minnesota
30	Pass	Nate Stanley to Brandon Smith	Iowa State
30	Pass	Peyton Mansell to Nate Wieting	N. Illinois
29	Run	Mekhi Sargent	at Illinois
29	Pass	Nate Stanley to T.J. Hockenson	at Penn State
29	Pass	Nate Stanley to Noah Fant	UNI
29	Int. Return	Michael Ojemudia	UNI
28	Pass	Nate Stanley to Ihmir Smith-Marsette	Northwestern
28	Pass	Nate Stanley to Noah Fant	at Indiana
27	Kick Return	Ihmir Smith-Marsette	N. Illinois
26	Punt Return	Dominique Daffney	at Penn State
26	Pass	Nate Stanley to Brandon Smith	at Minnesota
25	Pass	Nate Stanley to Ivory Kelly-Martin	at Minnesota

BY LENGTH		
Yards	No.	TD
20-29	33	6
30-39	15	1
40-49	10	0
50-59	2	1
60-69	4	2
70-79	0	0
80-89	0	0
90+	0	0
TOTAL	64	10

BY PLAY TYPE		
Type	No.	TD
Rushing	7	1
Passing	35	7
Punt Returns	4	1
Kick Returns	13	0
Int. Returns	4	1
Fumble Returns	0	0
Other	0	0
TOTAL	64	6

LONGEST PLAYS OF 2017

RUSHING

40, Toren Young vs. Northern Illinois, 9/1/18

RUSHING TOUCHDOWN

29, Mekhi Sargent at Illinois, 11/17/18

RECEIVING

65, Noah Fant at Purdue, 11/3/18

RECEIVING TOUCHDOWN

60, Ihmir Smith-Marsette at Minnesota, 10/6/18

PUNT RETURN

61, Kyle Groeneweg at Illinois, 11/17/18

KICK RETURN

60, Ihmir Smith-Marsette at Indiana, 10/13/18

INTERCEPTION RETURN

39, Amani Hooker at Illinois, 11/17/18

FUMBLE RETURN

19, A.J. Epenesa at Illinois, 11/17/18

PUNT

69, Colten Rastetter vs. Northern Illinois, 9/1/18

FIELD GOAL

49, Miguel Recinos at Penn State, 10/27/18

GAME-BY-GAME LONGEST PLAYS

IOWA

Yds	Opponent	Player(s)
40	Northern Illinois	Toren Young (run)
45	Iowa State	Ihmir Smith-Marsette (reception)
48	UNI	Mekhi Sargent (reception)
46	Wisconsin	T.J. Hockenson (reception)
60	at Minnesota	Ihmir Smith-Marsette (reception (TD))
60	at Indiana	Ihmir Smith-Marsette (kick return)
16	Maryland	T.J. Hockenson (reception)/Peyton Mansell (run)
49	at Penn State	Ihmir Smith-Marsette (kick return)
65	at Purdue	Noah Fant (reception)
43	Northwestern	Ihmir Smith-Marsette (kick return)
61	at Illinois	Kyle Groeneweg (punt return-TD)

OPPONENT

Yds	Opponent	Player(s)
23	Northern Illinois	D.J. Brown (kick return)
31	Iowa State	Deshaunte Jones (reception)
40	UNI	Jalen Rima (reception)
33	Wisconsin	Alec Ingold (reception & run (TD))
52	at Minnesota	Tyler Johnson (reception)
33	at Indiana	Ty Fryfogle (reception-TD)
22	Maryland	Ty Johnson (kick return)
67	at Penn State	K.J. Hamler (kick return)
82	at Purdue	Terry Wright (reception-TD)
34	Northwestern	Isaiah Bowser (run-TD)
19	at Illinois	RaVon Bonner (run)





IOWA FOOTBALL

31 Bowl Games

11 Big Ten Championships

27 Consensus All-Americans

14 CFB Hall of Fame Inductees

24	Int. Return	Geno Stone	at Penn State
24	Kick Return	Devonte Young	at Indiana
24	Pass	Nate Stanley to T.J. Hockenson	Wisconsin
24	Pass	Nate Stanley to T.J. Hockenson	N. Illinois
24	Run	Toren Young	N. Illinois
23	Run	Mekhi Sargent	at Penn State
23	Pass	Nate Stanley to Brandon Smith	at Indiana
23	Punt Return	Kyle Groeneweg	Wisconsin
23	Pass	Nate Stanley to Nick Easley	UNI
22	Pass	Nate Stanley to Noah Fant	
22	Kick Return	Ihmir Smith-Marsette	at Penn State
22	Pass	Nate Stanley to Nick Easley	Wisconsin
22	Pass	Peyton Mansell to Tyrone Tracy	UNI
21	Pass	Nate Stanley to Nate Wieting	at Purdue
21	Pass	Nate Stanley to Mekhi Sargent	at Indiana
21	Pass	Nate Stanley to Nick Easley	at Minnesota
21	Pass	Nate Stanley to T.J. Hockenson	N. Illinois
20	Kick Return	Ihmir Smith-Marsette	Northwestern
20	Pass	Nate Stanley to T.J. Hockenson	Northwestern
20	Run	Mekhi Sargent	at Penn State
20	Pass	Nate Stanley to T.J. Hockenson	at Penn State
20	Pass	Nate Stanley to Noah Fant	Wisconsin
20	Run	Ihmir Smith-Marsette	Wisconsin

BOLD plays note touchdowns





IOWA FOOTBALL

31 Bowl Games 11 Big Ten Championships 27 Consensus All-Americans 14 CFB Hall of Fame Inductees

IOWA BIG PLAYS

OPPONENT	Rushing			Passing				Special Teams		
	20-29	30-39	40+	20-29	30-39	40-49	50+	FG BLK	XPT BLK	PUNT BLK
Northern Illinois	1	0	1	2	1	0	0	0	0	0
Iowa State	0	0	0	0	1	1	0	0	0	0
Northern Iowa	0	0	0	3	0	2	0	0	0	0
Wisconsin	1	0	0	3	0	2	0	0	0	0
at Minnesota	0	0	0	3	1	0	1	0	0	0
at Indiana	0	0	0	3	1	0	2	0	0	0
Maryland	0	0	0	0	0	0	0	0	0	0
at Penn State	2	0	0	3	0	0	0	0	0	1
at Purdue	0	0	0	1	0	0	1	0	0	0
Northwestern	0	0	0	2	2	0	0	0	0	0
at Illinois	1	0	0	0	2	0	0	0	0	1
Nebraska	0	0	0	0	0	0	0	0	0	0
TOTALS	5	0	1	20	8	5	4	0	0	2

OPPONENT BIG PLAYS

OPPONENT	Rushing			Passing				Special Teams		
	20-29	30-39	40+	20-29	30-39	40-49	50+	FG BLK	XPT BLK	PUNT BLK
Northern Illinois	0	0	0	1	0	0	0	0	0	1
Iowa State	0	0	0	1	1	0	0	0	0	0
Northern Iowa	0	0	0	2	0	1	0	0	0	0
Wisconsin	0	1	0	2	1	0	0	1	0	0
at Minnesota	0	0	0	0	1	0	1	0	0	0
at Indiana	0	0	0	2	1	0	0	0	0	0
Maryland	0	0	0	0	0	0	0	0	0	0
at Penn State	0	0	1	0	1	0	0	0	0	0
at Purdue	0	0	0	0	1	1	2	0	0	0
Northwestern	0	1	0	0	1	0	0	0	0	0
at Illinois	0	0	0	0	0	0	0	0	0	0
Nebraska	0	0	0	0	0	0	0	0	0	0
TOTALS	0	2	1	8	7	2	3	1	0	1

TURNOVERS FORCED

OPPONENT	Iowa					Opponent			
	FUM	INT	TOT	PTS OFF	MARGIN	FUM	INT	TOT	PTS OFF
Northern Illinois	1	1	2	7	+1	0	1	1	0
Iowa State	1	0	1	0	+1	0	0	0	0
Northern Iowa	1	1	2	7	0	0	2	2	7
Wisconsin	0	0	0	0	-3	2	1	3	14
at Minnesota	0	4	4	3	+2	1	1	2	14
at Indiana	0	2	2	7	0	0	1	1	7
Maryland	1	1	2	14	0	0	1	1	0
at Penn State	1	1	2	7	0	0	2	2	7
at Purdue	0	2	2	7	0	1	0	1	0
Northwestern	0	2	2	7	0	2	0	2	0
at Illinois	1	3	4	14	0	0	1	1	0
Nebraska	0	0	0	0	0	0	0	0	0
Totals	6	17	23	73	+7	6	10	16	49





IOWA FOOTBALL

31 Bowl Games 11 Big Ten Championships 27 Consensus All-Americans 14 CFB Hall of Fame Inductees

IOWA DRIVE CHARTS

NORTHERN ILLINOIS

QTR.	START	TIME	PLAYS-YDS	TOP	RESULT
1st	IA 29	15:00	3-4	0:58	Punt
	IA 20	12:58	3-3	1:28	Punt
	IA 23	9:21	10-38	4:43	Interception
2nd	IA 45	0:39	7-40	3:19	FIELD GOAL
	IA 13	9:16	11-48	5:27	Downs
3rd	IA 4	1:26	3-7	1:03	Punt
	IA 17	13:51	3-6	1:25	Punt
	IA 42	11:33	7-58	4:13	TOUCHDOWN
	NIU 46	5:02	5-46	2:21	TOUCHDOWN
	NIU 26	0:47	6-26	2:45	TOUCHDOWN
4th	IA 24	12:15	6-6	3:42	Punt
	NIU 35	7:59	3-35	1:07	TOUCHDOWN
	IA 25	2:12	6-23	2:12	Half

IOWA STATE

QTR.	START	TIME	PLAYS-YDS	TOP	RESULT
1st	IA 25	15:00	3-6	1:29	Punt
	IA 25	6:42	6-9	3:20	Punt
	ISU 21	2:08	4-1	1:05	Missed FG
2nd	IA 29	14:07	8-38	4:21	Punt
	ISU 28	7:34	6-15	2:16	FIELD GOAL
3rd	IA 6	1:25	3-9	1:25	Half
	IA 34	13:27	4-17	2:41	Punt
	IA 30	9:06	6-40	2:32	FIELD GOAL
4th	IA 43	1:58	9-25	3:02	Missed FG
	IA 17	11:17	13-83	6:30	TOUCHDOWN
	IA 46	3:33	3-2	1:01	Punt
	ISU 40	1:53	3-13	1:53	Half

NORTHERN IOWA

QTR.	START	TIME	PLAYS-YDS	TOP	RESULT
1st	IA 25	15:00	6-16	2:42	Punt
	IA 8	10:46	10-92	4:39	TOUCHDOWN
	IA 32	4:50	12-68	5:41	TOUCHDOWN
2nd	IA 33	8:35	14-67	6:26	TOUCHDOWN
	IA 36	1:37	7-25	1:08	Interception
3rd	UNI 35	0:12	2-23	0:12	Missed FG
	IA 24	14:10	10-52	4:20	FIELD GOAL
	UNI 41	8:46	4-41	1:43	TOUCHDOWN
4th	IA 28	3:20	3-72	1:21	TOUCHDOWN
	IA 25	11:12	7-45	3:33	Interception
	IA 25	5:25	4-(-2)	2:32	Punt
	IA 43	2:17	4-6	2:17	Downs

WISCONSIN

QTR.	START	TIME	PLAYS-YDS	TOP	RESULT
1st	IA 15	10:29	11-80	5:48	Downs
2nd	IA 25	14:31	6-33	3:42	Punt
	IA 23	6:42	4-77	1:27	TOUCHDOWN
	IA 3	00:56	3-26	0:56	Half
3rd	IA 25	15:00	10-69	4:48	FIELD GOAL
	IA 25	5:12	8-75	3:35	TOUCHDOWN
4th	IA 12	11:25	3-7	0:56	Punt
	IA 15	8:34	6-32	2:54	Punt
	IA 24	0:57	3-6	0:19	Interception
	IA 25	0:22	1-27	0:22	Half

OPPONENT DRIVE CHARTS

NORTHERN ILLINOIS

QTR.	START	TIME	PLAYS-YDS	TOP	RESULT
1st	IA 23	14:02	4-7	1:04	Missed FG
	NIU 22	11:30	4-14	2:09	Punt
	NIU 7	4:38	10-48	3:59	Downs
2nd	NIU 25	12:20	6-16	3:04	Punt
	NIU 39	3:49	6-38	2:23	Interception
3rd	IA 45	0:23	4-13	0:21	Missed FG
	NIU 35	15:00	3-9	1:09	Punt
	NIU 20	12:26	3-7	0:53	Punt
	NIU 28	7:20	3-(-19)	2:18	Punt
	NIU 25	2:41	5-1	1:54	Fumble
4th	NIU 25	13:02	3-4	0:47	Punt
	NIU 1	8:33	2-(-1)	0:34	Safety
	NIU 25	6:52	11-75	4:40	TOUCHDOWN

IOWA STATE

QTR.	START	TIME	PLAYS-YDS	TOP	RESULT
1st	ISU 28	13:31	13-66	6:49	FIELD GOAL
	ISU 15	3:22	3-(-8)	1:14	Punt
	ISU 20	1:03	4-14	1:56	Punt
2nd	ISU 8	9:46	3-7	2:12	Punt
	ISU 25	5:18	6-11	3:53	Punt
3rd	ISU 25	15:00	3-6	1:33	Punt
	ISU 9	10:46	3-5	1:40	Punt
4th	ISU 25	6:34	9-32	4:36	Downs
	ISU 32	13:56	7-15	2:39	Punt
	ISU 26	4:47	3-0	1:14	Punt
	ISU 20	2:32	3-20	0:39	Fumble

NORTHERN IOWA

QTR.	START	TIME	PLAYS-YDS	TOP	RESULT
1st	UNI 22	12:18	3-5	1:32	Punt
	UNI 16	6:07	4-11	1:17	Punt
2nd	UNI 25	14:09	9-4	5:34	Punt
	UNI 31	2:09	3-0	0:32	Punt
3rd	UNI 28	0:29	1-0	0:17	Interception
	UNI 25	15:00	3-2	0:50	Punt
	UNI 25	9:50	3-16	1:04	Fumble
	UNI 25	7:03	10-47	3:43	Missed FG
	UNI 25	1:59	14-75	5:47	TOUCHDOWN
4th	UNI 35	7:39	6-65	2:14	TOUCHDOWN
	IA 49	2:53	4-8	0:36	Downs

WISCONSIN

QTR.	START	TIME	PLAYS-YDS	TOP	RESULT
1st	W 25	15:00	8-31	4:31	Punt
	W 5	4:41	11-95	5:10	TOUCHDOWN
2nd	W 11	10:49	7-43	4:07	Punt
	W 22	5:15	3-2	1:44	Punt
3rd	W 45	3:31	3-3	2:35	Punt
	W 25	10:12	6-28	3:27	Punt
	IA 10	6:45	3-10	1:33	TOUCHDOWN
	W 10	1:37	9-46	5:12	Punt
	W 44	10:29	3-7	1:55	Punt
4th	W 12	5:40	10-88	4:43	TOUCHDOWN
	IA 37	0:38	3-37	0:16	TOUCHDOWN





IOWA FOOTBALL

31 Bowl Games

11 Big Ten Championships

27 Consensus All-Americans

14 CFB Hall of Fame Inductees

IOWA DRIVE CHARTS

MINNESOTA

QTR.	START	TIME	PLAYS-Yds	TOP	RESULT
1st	IA 47	13:29	10-53	4:40	TOUCHDOWN
	IA 38	7:12	3-62	1:24	TOUCHDOWN
	IA 36	0:58	3-2	1:14	Punt
2nd	IA 26	12:03	14-74	6:06	TOUCHDOWN
	IA 25	4:00	3-0	0:59	Punt
	M 49	2:02	5-49	0:27	TOUCHDOWN
	IA 20	1:12	1-0	0:10	Interception
	IA 35	0:53	3-9	0:53	Half
3rd	IA 25	15:00	9-53	3:19	FIELD GOAL
	IA 12	8:52	2-(-2)	0:40	Fumble
	IA 49	7:36	9-51	3:33	TOUCHDOWN
	IA 28	0:29	3-6	0:50	Punt
4th	IA 37	14:32	3-3	1:37	Punt
	M 9	11:59	4-7	2:39	FIELD GOAL
	M 45	5:35	8-45	4:08	TOUCHDOWN

INDIANA

QTR.	START	TIME	PLAYS-Yds	TOP	RESULT
1st	IA 26	10:27	5-74	3:12	TOUCHDOWN
	IA 30	5:28	11-70	4:07	TOUCHDOWN
	IA 22	0:17	5-40	2:26	Interception
2nd	IU 38	12:04	4-38	2:01	TOUCHDOWN
	IA 10	7:39	6-16	4:13	Punt
	IA 43	0:41	4-6	0:41	Half
3rd	IA 37	15:00	7-63	2:57	TOUCHDOWN
	IA 39	10:48	3-61	1:29	TOUCHDOWN
	IA 45	5:50	4-9	3:46	Punt
4th	IA 20	13:22	9-80	3:59	TOUCHDOWN
	IA 19	3:56	7-21	3:56	Downs

MARYLAND

QTR.	START	TIME	PLAYS-Yds	TOP	RESULT
1st	IA 28	15:00	8-46	4:36	Interception
	IA 23	9:07	17-72	9:04	FIELD GOAL
2nd	M 47	14:03	11-40	5:00	FIELD GOAL
	IA 42	4:17	10-58	4:09	TOUCHDOWN
3rd	M 45	12:48	10-27	5:11	FIELD GOAL
	IA 39	5:51	3-1	1:33	Punt
4th	IA 27	15:00	6-19	3:46	Punt
	IA 26	8:47	14-58	7:36	Downs

PENN STATE

QTR.	START	TIME	PLAYS-Yds	TOP	RESULT
1st	IA 44	14:00	8-47	3:51	FIELD GOAL
	PSU 42	8:18	9-42	2:56	TOUCHDOWN
	IA 25	0:27	3-(-1)	0:54	Punt
2nd	IA 43	13:31	6-6	3:01	Punt
	IA 31	7:44	2-1	0:55	Interception
	PSU 46	6:36	5-15	2:04	FIELD GOAL
	IA 35	3:49	8-23	3:12	Downs
3rd	IA 25	15:00	5-19	1:36	Punt
	IA 25	12:10	5-27	2:50	Punt
	IA 29	8:00	3-(-5)	2:05	Punt
	IA 25	4:10	6-17	2:48	Punt
4th	IA 10	12:57	6-41	2:09	Punt
	IA 25	8:24	12-72	5:06	Interception
	IA 23	1:23	11-48	1:23	Half

OPPONENT DRIVE CHARTS

MINNESOTA

QTR.	START	TIME	PLAYS-Yds	TOP	RESULT
1st	M 25	15:00	3-(-6)	1:31	Punt
	M 25	8:49	3-(-4)	1:37	Punt
	M 25	5:48	10-75	4:50	TOUCHDOWN
2nd	M 17	14:44	5-13	2:41	Punt
	M 25	5:57	6-43	1:57	FIELD GOAL
	M 44	3:01	4-5-	0:59	Downs
	M 25	1:35	3-47	0:23	Interception
	IA 6	1:02	2-6	0:09	TOUCHDOWN
3rd	M 35	11:41	6-21	2:49	Punt
	IA 3	8:12	2-3	0:36	TOUCHDOWN
	M 25	4:03	7-47	3:34	Downs
4th	M 25	14:39	1-0	0:07	Interception
	M 17	12:55	2-(-7)	0:56	Interception
	M 25	9:20	10-75	3:45	TOUCHDOWN
M 38	1:27	4-27	0:49	Interception	

INDIANA

QTR.	START	TIME	PLAYS-Yds	TOP	RESULT
1st	IU 25	15:00	13-64	4:28	FIELD GOAL
	IU 25	7:15	3-(-10)	1:47	Punt
	IU 25	1:21	3-7	1:04	Punt
2nd	IA 35	12:51	2-34	0:34	TOUCHDOWN
	IU 25	10:03	5-17	2:24	Punt
	IU 31	3:26	8-41	2:45	Downs
3rd	IU 25	12:03	3-3	1:15	Punt
	IU 25	9:19	8-75	3:24	TOUCHDOWN
4th	IU 20	2:04	11-74	3:42	Interception
	IU 20	9:17	12-60	5:21	Interception

MARYLAND

QTR.	START	TIME	PLAYS-Yds	TOP	RESULT
1st	M 26	10:24	4-19	1:17	Punt
	M 25	0:03	3-(-7)	1:00	Punt
2nd	M 25	9:03	8-28	4:46	Interception
	M 25	15:00	3-(-8)	2:12	Punt
3rd	M 25	7:37	3-1	1:46	Punt
	M 10	4:18	2-(-10)	0:47	Fumble
	M 26	3:31	6-9	3:31	Punt
	M 6	11:14	6-27	2:27	Punt
4th	M 16	1:11	3-25	1:11	Half

PENN STATE

QTR.	START	TIME	PLAYS-Yds	TOP	RESULT
1st	PSU 25	15:00	3-1	0:52	SAFETY
	PSU 25	10:09	3-(-15)	1:51	Punt
	PSU 15	5:18	10-85	4:51	TOUCHDOWN
2nd	PSU 27	14:33	4-(-27)	0:54	SAFETY
	PSU 15	10:30	6-14	2:46	Punt
	IA 3	6:49	1-3	0:04	TOUCHDOWN
	PSU 25	4:32	3-7	0:43	Punt
	PSU 42	0:37	4-31	0:34	FIELD GOAL
3rd	PSU 23	13:24	4-77	1:14	TOUCHDOWN
	PSU 14	9:20	3-3	1:20	Punt
	PSU 45	5:55	6-24	1:45	FIELD GOAL
	PSU 23	1:22	9-67	3:25	Fumble
4th	PSU 8	10:48	2-1	0:48	Interception
	IA 31	9:49	4-5	1:25	FIELD GOAL
	PSU 9	3:18	5-24	1:55	Punt





IOWA FOOTBALL

31 Bowl Games 11 Big Ten Championships 27 Consensus All-Americans 14 CFB Hall of Fame Inductees

IOWA DRIVE CHARTS

PURDUE

QTR.	START	TIME	PLAYS-Yds	TOP	RESULT
1st	IA 10	11:56	12-90	5:41	TOUCHDOWN
	IA 38	3:40	5-13	1:29	Punt
2nd	IA 49	14:44	9-35	3:57	FIELD GOAL
	IA 25	6:27	4-18	1:54	Punt
3rd	IA 38	3:18	7-62	3:01	TOUCHDOWN
	IA 40	15:00	3-(-2)	2:39	Punt
	IA 19	12:11	5-81	2:38	TOUCHDOWN
	IA 8	7:29	3-3	2:17	Punt
4th	IA 25	2:26	12-75	4:57	TOUCHDOWN
	PUR 26	12:13	5-26	1:54	TOUCHDOWN
	IA 17	8:00	5-2	3:30	Punt

NORTHWESTERN

QTR.	START	TIME	PLAYS-Yds	TOP	RESULT
1st	IA 47	15:00	3-7	1:35	Punt
	IA 8	10:07	12-62	5:14	Downs
	IA 10	2:41	5-26	2:41	Punt
2nd	IA 8	14:18	7-46	4:20	Punt
	IA 31	7:29	5-12	2:43	Punt
3rd	IA 46	2:47	6-26	1:51	FIELD GOAL
	NU 42	13:50	3-4	2:07	Punt
	IA 40	9:19	7-40	2:16	Missed FG
	NU 42	5:03	2-42	0:36	TOUCHDOWN
4th	IA 20	12:26	3-5	2:00	Punt
	IA 37	9:27	3-0	0:34	Punt
	IA 25	6:16	4-26	1:50	Fumble
	IA 10	2:41	5-32	1:07	Fumble

ILLINOIS

QTR.	START	TIME	PLAYS-Yds	TOP	RESULT
1st	IA 25	15:00	2-8	0:41	Interception
	IA 44	12:19	6-18	3:00	Punt
	ILL 39	8:10	4-39	1:50	TOUCHDOWN
	IA 35	4:46	3-0	1:40	Punt
2nd	ILL 42	2:05	7-58	3:15	TOUCHDOWN
	IA 11	11:50	1-11	0:07	TOUCHDOWN
	IA 17	7:37	4-83	2:27	TOUCHDOWN
3rd	IA 2	1:01	3-6	0:29	Punt
	ILL 20	10:50	6-20	2:39	TOUCHDOWN
	IA 32	5:28	5-19	2:14	Punt
	IA 27	2:06	3-(-5)	2:15	Punt
4th	IA 40	13:09	5-60	1:59	TOUCHDOWN
	IA 49	9:41	7-51	3:54	TOUCHDOWN
	ILL 47	2:07	3-5	2:07	Half

OPPONENT DRIVE CHARTS

PURDUE

QTR.	START	TIME	PLAYS-Yds	TOP	RESULT
1st	PUR 26	15:00	9-74	3:04	TOUCHDOWN
	PUR 25	6:15	7-75	2:35	TOUCHDOWN
	PUR 16	2:11	5-14	2:27	Punt
2nd	PUR 11	10:47	10-89	4:20	TOUCHDOWN
	PUR 21	4:33	3-2	1:15	Punt
3rd	PUR 18	12:21	1-82	0:10	TOUCHDOWN
	PUR 25	9:33	6-34	2:04	Interception
	IA 18	5:12	6-18	2:46	TOUCHDOWN
4th	PUR 14	12:29	1-0	0:16	Interception
	PUR 15	10:19	4-18	2:19	Punt
	PUR 50	4:30	11-43	4:30	FIELD GOAL

NORTHWESTERN

QTR.	START	TIME	PLAYS-Yds	TOP	RESULT
1st	NU 14	13:25	9-36	3:18	Punt
	NU 30	4:53	5-22	2:12	Punt
2nd	NU 45	15:00	3-5	0:42	Punt
	NU 8	9:58	4-16	2:29	Punt
3rd	NU 19	4:46	3-(-2)	1:59	Punt
	NU 25	15:00	5-11	1:10	Interception
	NU 20	11:43	6-80	2:24	TOUCHDOWN
	NU 20	7:03	6-16	2:00	Interception
4th	NU 25	4:27	19-55	7:01	Missed FG
	IA 46	10:26	4-46	0:59	TOUCHDOWN
	NU 30	8:53	3-4	2:37	Punt
	NU 49	4:26	3-2	1:45	Punt
	IA 42	1:34	4-12	1:34	Half

ILLINOIS

QTR.	START	TIME	PLAYS-Yds	TOP	RESULT
1st	IA 41	14:19	4-(-3)	2:00	Downs
	ILL 2	9:19	4-14	1:09	Punt
	ILL 26	6:20	3-0	1:34	Punt
	ILL 21	3:06	3-2	1:01	Punt
2nd	ILL 25	13:50	1-(-6)	0:08	Fumble
	ILL 25	13:42	3-9	1:52	Punt
	ILL 25	11:43	7-21	4:06	Punt
	ILL 25	5:10	9-34	4:09	Interception
3rd	IA 46	0:32	4-6	0:26	Downs
	ILL 25	15:00	3-(-3)	1:34	Punt
	ILL 25	13:26	6-29	2:36	Interception
4th	ILL 25	8:11	7-22	2:43	Punt
	ILL 13	3:14	3-6	1:08	Punt
	ILL 45	14:51	6-15	1:42	Downs
	ILL 16	11:10	3-(-10)	1:29	Punt
	ILL 25	5:47	7-27	3:40	Interception





IOWA FOOTBALL

31 Bowl Games 11 Big Ten Championships 27 Consensus All-Americans 14 CFB Hall of Fame Inductees

PASSING

Peyton Mansell (RS Fr.)

Att: 3 vs. UNI (9/15/18)
Comp: 2, 2X, last vs. UNI (9/15/18)
Yards: 35 vs. Northern Illinois (9/1/18)
Long: 30 vs. Northern Illinois (9/1/18)

Nate Stanley (Jr.)

Att: 49 at Penn State (10/27/18)
Comp: 27, 2X, last vs. Northwestern (11/10/18)
Yards: 333 at Iowa State (9/9/17)
TDs: 6 at Indiana (10/13/18)
Long: 70 vs. Penn State (9/23/17)

Spencer Petras (Fr.)

Att: 1 vs. Maryland (10/20/18)

Colten Rastetter (RS So.)

Att: 1, 3X, last at Penn State (10/27/18)
Comp: 1, 3X, last at Penn State (10/27/18)
Yards: 18 vs. Ohio State (11/4/17)
TD: 1 at Penn State (10/27/18)

RUSHING

Max Cooper (So.)

Att: 1 at Indiana (10/13/18)
Yards: 9 at Indiana (10/13/18)
Long: 9 at Indiana (10/13/18)

Nick Easley (Sr.)

Att: 1, 4X, last vs. Maryland (10/20/18)
Yards: 9 vs. UNI (9/15/18)
Long: 9 vs. UNI (9/15/18)

Noah Fant (Jr.)

Att: 1, 4X, last at Purdue (11/3/18)
Yards: 3, 2X, last at Purdue (11/3/18)
Long: 3, 2X, last at Purdue (11/3/18)

Henry Geil (Fr.)

Att: 10 vs. UNI (9/15/18)
Yards: 24 vs. UNI (9/15/18)
Long: 7 vs. UNI (9/15/18)

Kyle Groeneweg (Sr.)

Att: 1, 2X, last vs. Wisconsin (9/22/18)
Yards: 11 vs. UNI (9/15/18)
Long: 11 vs. UNI (9/15/18)

T.J. Hockenson (RS So.)

Att: 1 at Minnesota (10/6/18)
Yards: 4 at Minnesota (10/6/18)
Long: 4 at Minnesota (10/6/18)
TD: 1 at Minnesota (10/6/18)

Amani Hooker (Jr.)

Att: 1 vs. Illinois (10/7/17)
Yards: 18 vs. Illinois (10/7/17)
Long: 18 vs. Illinois (10/7/17)

Austin Kelly (Sr.)

Att: 3 at Purdue (11/3/18)
Yards: 7 vs. Maryland (10/20/18)
Long: 4 vs. Maryland (10/20/18)

Ivory Kelly-Martin (So.)

Att: 24 vs. Maryland (10/20/18)
Yards: 98 vs. Maryland (10/20/18)
Long: 57 at Nebraska (11/24/17)
TD: 2 vs. North Texas (9/16/17)

Peyton Mansell (RS Fr.)

Att: 3 vs. Maryland (10/20/18)
Yards: 17 vs. Maryland (10/20/18)
TD: 1 vs. Northern Illinois (9/1/18)
Long: 16 vs. Maryland (10/20/18)

Colton Rastetter (RS So.)

Att: 1 vs. Ohio State (11/4/17)
Yards: 7 vs. Ohio State (11/4/17)
Long: 7 vs. Ohio State (11/4/17)

Brady Ross (Jr.)

Att: 2 vs. Iowa State (9/8/18)
Yards: 5, 2X, last at Minnesota (10/6/18)
Long: 5 at Minnesota (10/6/18)

Mekhi Sargent (So.)

Att: 17 at Illinois (11/17/18)
Yards: 121 at Illinois (11/17/18)
Long: 29 at Illinois (11/17/18)
TD: 2, 3X, last at Illinois (11/17/18)

Ihmir Smith-Marsette (So.)

Att: 2 at Northwestern (10/21/17)
Yards: 20 vs. Wisconsin (9/22/18)
Long: 20 vs. Wisconsin (9/22/18)

Nate Stanley (Jr.)

Att: 8 vs. Purdue (11/18/17)
Yards: 15 vs. Minnesota (10/28/17)
Long: 13 vs. Maryland (10/20/18)
TD: 1 at Purdue (11/3/18)

Tyrone Tracy, Jr. (Fr.)

Att: 1 vs. Northwestern (11/10/18)
Yards: --
Long: --

Tristan Wirfs (So.)

Att: 1 at Penn State (10/27/18)
Yards: 15 at Penn State (10/27/18)
Long: 15 at Penn State (10/27/18)

Toren Young (RS So.)

Att: 21 vs. Iowa State (9/8/18)
Yards: 96 at Indiana (10/13/18)
Long: 40 vs. Northern Illinois (9/1/18)
TD: 2 at Illinois (11/17/18)

RECEIVING

Sam Brincks (Sr.)

Catches: 1 at Penn State (10/27/18)
Yards: 10 at Penn State (10/27/18)
Long: 10 at Penn State (10/27/18)
TD: 1 at Penn State (10/27/18)

Max Cooper (So.)

Catches: 1, 3X, last vs. UNI (9/15/18)
Yards: 7 vs. UNI (9/15/18)
Long: 7 vs. UNI (9/15/18)

Dominique Daffney (Jr.)

Catches: 1 at Illinois (11/17/18)
Yards: 19 at Illinois (11/17/18)
Long: 19 at Illinois (11/17/18)

Nick Easley (Sr.)

Catches: 10 vs. UNI (9/15/18)
Yards: 103 vs. UNI (9/15/18)
TD: 1, 7X, last at Indiana (10/13/18)
Long: 45 vs. Wyoming (9/2/17)

A.J. Epenesa (So.)

Catches: 1 at Michigan State (9/30/17)
Yards: 15 at Michigan State (9/30/17)
Long: 15 at Michigan State (9/30/17)

Noah Fant (Jr.)

Catches: 5, 2X, last at Penn State (10/27/18)
Yards: 116 at Nebraska (11/24/17)
Long: 68 at Nebraska (11/24/17)
TD: 2, 4X, last vs. Wisconsin (9/22/18)

Kyle Groeneweg (Sr.)

Catches: 1, 3X, last at Illinois (11/17/18)
Yards: 18 at Purdue (11/3/18)
Long: 18 at Purdue (11/3/18)

T.J. Hockenson (RS So.)

Catches: 7 vs. Northwestern (11/10/18)
Yards: 125 vs. Wisconsin (9/22/18)
Long: 54 at Indiana (10/13/18)
TD: 2, 2X, last at Illinois (11/17/18)

Austin Kelly (Sr.)

Catches: 1, 2X, last at Indiana (10/13/18)
Yards: 5 at Purdue (10/15/18)
TD: 1 at Indiana (10/13/18)
Long: 5 at Purdue (10/15/18)

Ivory Kelly-Martin (So.)

Catches: 3 vs. Northwestern (11/10/18)
Yards: 40 at Minnesota (10/6/18)
TD: 1 vs. Illinois (10/7/17)
Long: 25 at Minnesota (10/6/18)

Nico Ragaini (Fr.)

Catches: 1 vs. UNI (9/15/18)
Yards: 7 vs. UNI (9/15/18)
Long: 7 vs. UNI (9/15/18)

Brady Ross (Jr.)

Catches: 1, 6X, last at Indiana (10/13/18)
Yards: 11 vs. Wisconsin (9/22/18)
Long: 11 vs. Wisconsin (9/22/18)

Mekhi Sargent (So.)

Catches: 4 at Purdue (11/3/18)
Yards: 48 vs. UNI (9/15/18)
Long: 48 vs. UNI (9/15/18)

Brandon Smith (So.)

Catches: 5 at Minnesota (10/6/18)
Yards: 68 at Minnesota (10/6/18)
TD: 1 vs. Maryland (10/20/18)
Long: 30 vs. Iowa State (9/8/18)

Ihmir Smith-Marsette (So.)

Catches: 4, 2X, last vs. Northwestern (11/10/18)
Yards: 90 vs. Northwestern (11/10/18)
TD: 2 at Iowa State (9/9/17)
Long: 60 at Minnesota (10/6/18)

Tyrone Tracy (Fr.)

Catches: 1 vs. UNI (9/15/18)
Yards: 22 vs. UNI (9/15/18)
Long: 22 vs. UNI (9/15/18)





IOWA FOOTBALL

31 Bowl Games 11 Big Ten Championships 27 Consensus All-Americans 14 CFB Hall of Fame Inductees

Nate Wieting (Jr.)

Catches: 1, 3X, last at Purdue (11/3/18)
Yards: 30 vs. Northern Illinois (9/1/18)
Long: 30 vs. Northern Illinois (9/1/18)

Toren Young (RS So.)

Catches: 2 at Illinois (11/17/18)
Yards: 23 at Northwestern (10/21/17)
TD: 1 at Indiana (10/13/18)
Long: 23 at Northwestern (10/21/17)

DEFENSE

Shaun Beyer (RS Fr.)

Tackles: 1 at Penn State (10/27/18)
Solo: at Penn State (10/27/18)

Sam Brincks (Sr.)

Tackles: 4, 2X, last at Indiana (10/13/18)
Solo: 1, 8X, last vs. Northwestern (11/10/18)
Asst: 3, 3X, last at Indiana (10/13/18)
TFL: 1 vs. Penn State (9/23/17)
PB: 1, 2X, last at Northwestern (10/21/17)
FR: 1 vs. Miami (Ohio) (9/3/16)
QH: 1, 3X, last vs. UNI (9/15/18)

Julius Brents (Fr.)

Tackles: 4 vs. Wisconsin (9/22/18)
Solo: 3 at Penn State (10/27/18)
Asst: 2, 2X, last at Minnesota (10/6/18)
INT: 1 at Minnesota (10/6/18)
PB: 2 at Minnesota (10/6/18)

Djimon Colbert (RS Fr.)

Tackles: 8 at Minnesota (10/6/18)
Solo: 4 at Illinois (11/17/18)
Asst: 5 at Minnesota (10/6/18)
TFL: 1 at Purdue (11/3/18)
PB: 1 at Indiana (10/13/18)

Max Cooper (So.)

Tackles: 1 vs. UNI (9/15/18)
Solo: 1 vs. UNI (9/15/18)

Dominique Daffney (Jr.)

Tackles: 1, 2X, last at Penn State (10/27/18)
Solo: 1 at Penn State (10/27/18)
Asst: 1 vs. Maryland (10/20/18)
Punt Block: 1 at Penn State (10/27/18)

Dillon Doyle (Fr.)

Tackles: 1 vs. Maryland (10/20/18)
Asst: 1 vs. Maryland (10/20/18)

Wes Dvorak (RS So.)

Tackles: 1, 2X, last at Nebraska (11/24/17)
Solo: 1 vs. Ohio State (11/4/17)
Asst: 1 at Nebraska (11/24/17)

A.J. Epenesa (So.)

Tackles: 8 at Illinois (11/17/18)
Solo: 5 at Illinois (11/17/18)
Asst: 3, 2X, last at Illinois (11/17/18)
Sacks: 2 vs. Iowa State (9/8/18)
TFL: 3.5 at Illinois (11/17/18)
FF: 1, 4X, last at Illinois (11/17/18)
FR: 1 at Illinois (11/17/18)
QH: 3 vs. Penn State (9/23/17)
PB: 1, 3X, last at Illinois (11/17/18)
Punt Block: 1 at Illinois (11/17/18)

Jake Gervase (Sr.)

Tackles: 10, 2X, last vs. Northwestern (11/10/18)
Solo: 8 at Purdue (11/3/18)
Asst: 6 vs. Northwestern (11/10/18)
INT: 1, 7X, last vs. Northwestern (11/10/18)
TFL: 1, 3X, last at Illinois (11/17/18)
PB: 2 vs. Illinois (10/7/17)
FF: 1 vs. UNI (9/15/18)

Chauncey Golston (RS So.)

Tackles: 5 vs. Northwestern (11/10/18)
Solo: 3, 3X, last at Illinois (11/17/18)
Asst: 3, 3X, last vs. Northwestern (11/10/18)
Sack: 1, 3X, last vs. Northwestern (11/10/18)
TFL: 2 at Illinois (11/17/18)
FR: 1, 2X, last vs. Iowa State (9/8/18)
QH: 1, 2X, last at Illinois (11/17/18)
PB: 1 at Illinois (11/17/18)

Kyle Groeneweg (Sr.)

Tackles: 1, 2X, last at Penn State (10/27/18)
Solo: 1, 2X, last at Penn State (10/27/18)

Matt Hankins (So.)

Tackles: 8, 2X, last vs. Northwestern (11/10/18)
Solo: 5, 2X, last vs. Northwestern (11/10/18)
Asst: 4 vs. Boston College (12/27/17)
PB: 1, 4X, last vs. Northwestern (11/10/18)

Parker Hesse (Sr.)

Tackles: 7, 3X, last at Indiana (10/13/18)
Solo: 6 at Indiana (10/13/18)
Assists: 5, 2X, last vs. Wisconsin (9/22/18)
Sacks: 2, 2X, last vs. Northern Illinois (9/1/18)
TFL: 2.5 at Rutgers (9/24/16)
INT: 1, 2X, last at Iowa State (9/9/17)
QH: 2 vs. Northwestern (11/10/18)
FR: 1, 3X, last vs. Boston College (12/27/17)
FF: 1, 4X, last vs. Penn State (9/23/17)
PB: 1, 9X, last vs. Iowa State (9/8/18)

Jack Hockaday (Sr.)

Tackles: 9 vs. Wisconsin (9/22/18)
Solo: 3, 5X, last at Illinois (11/17/18)
Asst: 8 vs. Wisconsin (9/22/18)
TFL: 1, 3X, last at Illinois (11/17/18)
FR: 1 at Penn State (10/27/18)
FF: 1, 2X, last vs. Michigan (11/12/16)
PB: 1, 3X, last vs. Northwestern (11/10/18)
QH: 1 vs. Illinois (10/7/17)

T.J. Hockenson (RS So.)

Tackles: 1 vs. Maryland (10/20/18)
Solo: 1 vs. Maryland (10/20/18)

Amani Hooker (Jr.)

Tackles: 13 vs. Penn State (9/23/17)
Solo: 11 vs. Penn State (9/23/17)
Asst: 4, 2X, last vs. Iowa State (9/8/18)
TFL: 1, 3X, last at Illinois (11/17/18)
Sack: 1 vs. Northwestern (11/10/18)
Int: 1, 6X, last at Illinois (11/17/18)
PB: 2 at Minnesota (10/6/18)

Garret Jansen (Jr.)

Tackles: 3 vs. Iowa State (9/10/16)
Solo: 2, 2X, last at Northwestern (10/21/17)
Asst: 2 vs. Northern Illinois (9/1/18)
PB: 1 vs. Ohio State (11/4/17)
QH: 1 vs. Ohio State (11/4/17)

Amani Jones (Jr.)

Tackles: 9 at Minnesota (10/6/18)
Solo: 5 at Minnesota (10/6/18)
Asst: 4 at Minnesota (10/6/18)
Sack: 1 at Minnesota (10/6/18)
TFL: 2 at Minnesota (10/6/18)
PB: 1 at Purdue (10/15/16)

Ivory Kelly-Martin (So.)

Tackles: 1, 4X, last at Wisconsin (11/11/17)
Solo: 1, 2X, last at Wisconsin (11/11/17)
Asst: 1, 2X, last vs. Minnesota (10/28/17)

Jack Koerner (RS Fr.)

Tackles: 1, 2X, last at Illinois (11/17/18)
Solo: 1 at Illinois (11/17/18)
Asst: 1 vs. Maryland (10/20/18)

Cedrick Lattimore (Jr.)

Tackles: 4, 2X, last vs. Northwestern (11/10/18)
Solo: 3, 2X, last vs. UNI (9/15/18)
Asst: 3 vs. Boston College (12/27/17)
Sack: 1, 3X, last vs. UNI (9/15/18)
TFL: 1, 3X, last vs. UNI (9/15/18)
FF: 1 at Illinois (11/19/16)
QH: 1, 2X, last at Northwestern (10/21/17)

Peyton Mansell (RS Fr.)

Tackles: 1 vs. UNI (9/15/18)
Solo: 1 vs. UNI (9/15/18)

Aaron Mendis (Sr.)

Tackles: 2, 4X, last vs. Ohio State (11/4/17)
Solo: 1, 5X, last vs. Ohio State (11/4/17)
Assts: 2 vs. Illinois St. (9/5/15)
QH: 1 at Nebraska (11/27/15)
Sack: 1, 2X, last vs. Florida (1/2/17)
TFL: 1 vs. Florida (1/2/17)
Punt Block: 1 vs. Maryland (10/31/15)

Kaevon Merriweather (RS Fr.)

Tackles: 1 vs. Northern Illinois (9/1/18)
Solo: 1 vs. Northern Illinois (9/1/18)

John Milani (Jr.)

Tackles: 2, 3X, last at Illinois (11/17/18)
Solo: 2 at Purdue (11/3/18)
Asst: 1, 4X, last vs. Maryland (10/20/18)

Riley Moss (Fr.)

Tackles: 6 at Indiana (10/13/18)
Solo: 6 at Indiana (10/13/18)
Asst: 2 vs. Maryland (10/20/18)
INT: 2 at Minnesota (10/6/18)
PB: 2 vs. Maryland (10/20/18)

Anthony Nelson (Jr.)

Tackles: 7 vs. Wisconsin (9/22/18)
Solo: 4, 5X, last at Penn State (10/27/18)
Assts: 5 vs. Wisconsin (9/22/18)
Sacks: 3 at Minnesota (10/6/18)
TFL: 3 at Minnesota (10/6/18)
FF: 2 vs. Miami (Ohio) (9/3/16)
FR: 1 vs. Maryland (10/20/18) (TD)
PB: 2, 2X, last at Nebraska (11/24/17)
QH: 3 at Northwestern (10/21/17)
Block FG: 1 vs. Penn State (9/23/17)





IOWA FOOTBALL

31 Bowl Games 11 Big Ten Championships 27 Consensus All-Americans 14 CFB Hall of Fame Inductees

Matt Nelson (Sr.)

Tackles: 6, 2X, last at Penn State (10/27/18)
Solo: 4 at Rutgers (9/24/16)
Asst: 5, 2X, last vs. Boston College (12/27/17)
Sack: 2 at Rutgers (9/24/16)
TFL: 3 at Rutgers (9/24/16)
FR: 1, 3X, last vs. Northwestern (10/1/16)
QH: 1, 4X, last vs. Northwestern (11/10/18)
PB: 1, 8X, last vs. Northwestern (11/10/18)

Nick Niemann (So.)

Tackles: 10 vs. Wisconsin (9/22/18)
Solo: 4 vs. Northern Illinois (9/1/18)
Asst: 7 vs. Wisconsin (9/22/18)
Sack: 1 vs. Iowa State (9/8/18)
TFL: 1, 2X, last vs. Iowa State (9/8/18)

Michael Ojemudia (Jr.)

Tackles: 8 at Michigan State (9/30/17)
Solo: 6 vs. Illinois (10/7/17)
Asst: 4, 2X, last vs. Wisconsin (9/22/18)
TFL: 0.5 vs. Wisconsin (9/22/18)
INT: 1, 2X, last at Illinois (11/17/18)
PB: 2 at Illinois (11/17/18)

Miguel Recinos (Sr.)

Tackles: 1 vs. Boston College (12/27/17)
Asst: 1 vs. Boston College (12/27/17)

Brady Reiff (Jr.)

Tackles: 4 at Wisconsin (11/11/17)
Solo: 2 vs. Northwestern (11/10/18)
Asst: 3 at Wisconsin (11/11/17)
Sack: 1, 2X, last vs. UNI (9/15/18)
TFL: 1, 2X, last vs. UNI (9/15/18)
INT: 1 vs. Wyoming (9/2/17)
QH: 1 at Iowa State (9/9/17)
PB: 1, 3X, last vs. Purdue (11/18/17)
FF: 1 vs. Ohio State (11/4/17)

Brady Ross (Jr.)

Tackles: 2 vs. Boston College (12/27/17)
Solo: 1, 7X, last at Minnesota (10/6/18)
Asst: 1 vs. Boston College (12/27/17)
FR: 1 vs. Michigan (11/12/16)

Mekhi Sargent (So.)

Tackles: 1 at Illinois (11/17/18)
Solo: 1 at Illinois (11/17/18)

Ihmir Smith-Marsette (So.)

Tackles: 1 at Minnesota (10/6/18)
Solo: 1 at Minnesota (10/6/18)

Nate Stanley (Jr.)

Tackles: 1 at Indiana (10/13/18)
Solo: 1 at Indiana (10/13/18)

Geno Stone (So.)

Tackles: 8 at Nebraska (11/24/17)
Solo: 7 at Purdue (11/3/18)
Asst: 6 at Nebraska (11/24/17)
TFL: 1 at Indiana (10/13/18)
FF: 1 at Indiana (10/13/18)
INT: 1, 5X, last vs. Northwestern (11/10/18)
PB: 1, 2X, last at Illinois (11/17/18)

Jackson Subbert (Jr.)

Tackles: 1, 2X, last at Minnesota (10/6/18)
Solo: 1, 2X, last at Minnesota (10/6/18)

Josh Turner (RS Fr.)

Tackles: 2 vs. Northern Illinois (9/1/18)
Solo: 2 vs. Northern Illinois (9/1/18)

Barrington Wade (RS Fr.)

Tackles: 1, 3X, last at Illinois (11/17/18)
Solo: 1 vs. Northwestern (11/10/18)
Asst: 1, 2X, last at Illinois (11/17/18)

Kristian Welch (Jr.)

Tackles: 11 vs. Northern Illinois (9/1/18)
Solo: 7 vs. Northern Illinois (9/1/18)
Asst: 4, 4X, last at Indiana (10/13/18)
Sacks: 1 vs. Northern Illinois (9/1/18)
TFL: 1 vs. Northern Illinois (9/1/18)
FF: 1 vs. Northern Illinois (9/1/18)
INT: 1, 2X, last at Illinois (11/17/18)
FR: 1 vs. UNI (9/15/18)
PB: 1 at Indiana (10/13/18)

Tristan Wirfs (So.)

Tackles: 1 at Penn State (10/27/18)
Solo: at Penn State (10/27/18)

Devonte Young (Jr.)

Tackles: 1, 4X, last at Minnesota (10/6/18)
Solo: 1, 2X, last vs. North Texas (9/16/17)
Asst: 1, 2X, last at Minnesota (10/6/18)

PUNT RETURNS

Max Cooper (So.)

Returns: 1 at Nebraska (11/24/17)
Yards: 12 at Nebraska (11/24/17)
Long: 12 at Nebraska (11/24/17)

Dominique Daffney (Jr.)

Returns: 1 at Penn State (10/27/18)
Yards: 26 at Penn State (10/27/18)
Long: 26 at Penn State (10/27/18)

Kyle Groeneweg (Sr.)

Returns: 6 at Illinois (11/17/18)
Yards: 105 at Illinois (11/17/18)
Long: 61 at Illinois (11/17/18)
TD: 1 at Illinois (11/17/18)

Amani Hooker (Jr.)

Returns: 1 at Illinois (11/17/18)
Yards: 9 at Illinois (11/17/18)
Long: 9 at Illinois (11/17/18)

KICKOFF RETURNS

Kyle Groeneweg (Sr.)

Returns: 1, 2X, last at Indiana (10/13/18)
Yards: 35 at Indiana (10/13/18)
Long: 35 at Indiana (10/13/18)

Amani Jones (Jr.)

Returns: 1 at Michigan State (9/30/17)
Yards: 15 at Michigan State (9/30/17)
Long: 15 at Michigan State (9/30/17)

Austin Kelly (Sr.)

Returns: 1 at Michigan State (9/30/17)
Yards: 7 at Michigan State (9/30/17)
Long: 7 at Michigan State (9/30/17)

Ivory Kelly-Martin (So.)

Returns: 3, 3X, last at Wisconsin (11/11/17)
Yards: 67 vs. Penn State (9/23/17)
Long: 35 at Michigan State (9/30/17)

Brady Ross (Jr.)

Returns: 1, 2X, last at Purdue (10/15/16)
Yards: 13 vs. North Dakota St. (9/17/16)
Long: 13 vs. North Dakota St. (9/17/16)

Ihmir Smith-Marsette (So.)

Returns: 3, 3X, last vs. Northwestern (11/10/18)
Yards: 103 at Penn State (10/27/18)
Long: 74 at Nebraska (11/24/17)

Devonte Young (Jr.)

Returns: 1, 2X, last at Purdue (11/3/18)
Yards: 24 at Indiana (10/13/18)
Long: 24 at Indiana (10/13/18)

SPECIALISTS

Keith Duncan (Jr.)

FG: 2, 3X, last vs. Michigan (11/12/16)
FGA: 3 vs. Wisconsin (10/22/16)
PAT: 7 at Purdue (10/15/16)
Long: 41 vs. Wisconsin (10/22/16)

Ryan Gersonde (So.)

Punts: 5, 2X, last vs. Minnesota (10/28/17)
Yards: 263 at Northwestern (10/21/17)
Avg.: 52.6 at Northwestern (10/21/17)
Long: 61 at Northwestern (10/21/17)

Colten Rastetter (Jr.)

Punts: 9 at Wisconsin (11/11/17)
Yards: 362 at Wisconsin (11/11/17)
Avg.: 55.0 at Northwestern (10/21/17)
Long: 69 vs. Northern Illinois (9/1/18)

Nate Stanley (Jr.)

Punts: 1, 5X, last at Illinois (11/17/18)
Yards: 47 vs. Ohio State (11/4/17)
Avg. 47.0 vs. Ohio State (11/4/17)
Long: 47 vs. Ohio State (11/4/17)

Miguel Recinos (Sr.)

FG: 3 vs. Maryland (10/20/18)
FGA: 4 vs. Iowa State (9/8/18)
PAT: 8, 2X, last at Illinois (11/17/18)
Long: 49 at Penn State (10/27/18)





IOWA FOOTBALL

31 Bowl Games 11 Big Ten Championships 27 Consensus All-Americans 14 CFB Hall of Fame Inductees

MOST POINTS

- 63 at Illinois.....11-17-18
- 62 vs. North Texas.....9-25-15
- 62 vs. Northwestern.....11-9-02
- 59 vs. Western Michigan.....9-21-13
- 59 vs. Northwestern.....11-10-01
- 57 vs. Akron.....8-31-02
- 56 at Nebraska.....11-24-17
- 56 vs. Ball State.....9-3-05
- 56 vs. Buffalo.....9-6-03

FEWEST POINTS ALLOWED

- 0 at Illinois.....11-17-18
- 0 vs. Maryland.....10-20-18
- 0 at Illinois.....11-19-16
- 0 vs. Ball State.....9-26-10
- 0 vs. Minnesota.....11-21-09
- 0 at Minnesota.....11-22-08
- 0 vs. Florida International.....9-6-08
- 0 vs. Syracuse.....9-8-07
- 0 vs. Ball State.....9-3-05
- 0 vs. Kent State.....9-1-01
- 0 vs. Northern Illinois.....9-18-99

MOST FIRST DOWNS

- 30 vs. Kent State.....9-1-01
- 29 at Iowa State.....9-9-17
- 29 vs. Indiana.....9-30-00
- 29 vs. Indiana.....10-23-99
- 28 vs. North Texas.....9-16-17
- 28 at Purdue.....11-9-13
- 28 vs. Louisiana-Monroe.....9-24-11
- 28 vs. Ball State.....9-26-10
- 28 at Indiana.....10-11-08
- 28 vs. Minnesota.....11-19-05
- 28 vs. Buffalo.....9-6-03

FEWEST FIRST DOWNS ALLOWED

- 5 vs. Syracuse.....9-8-07
- 6 vs. Eastern Illinois.....9-4-10
- 6 at Minnesota.....11-22-08
- 6 vs. Penn State.....10-23-04
- 7 vs. Maryland.....10-20-18
- 8 vs. Ball State.....9-26-10
- 8 vs. Arizona.....9-19-09
- 9 at Purdue.....9-27-14
- 9 vs. Western Michigan.....9-21-13
- 9 vs. Georgia Tech.....1-5-10
- 9 vs. Penn State.....10-25-03

MOST RUSHING ATTEMPTS

- 60 at Iowa State.....9-14-13
- 60 vs. Kent State.....9-4-04
- 59 vs. North Texas.....9-16-17
- 59 vs. Northwestern.....11-10-01
- 58 vs. Western Michigan.....9-21-13
- 58 vs. Missouri State.....9-7-13
- 56 vs. Minnesota.....11-16-02
- 55 at Illinois.....11-15-14
- 53 at Purdue.....10-15-16
- 53 vs. Minnesota.....11-17-01
- 52 vs. Maryland.....10-20-18
- 52 at Purdue.....11-9-13

FEWEST RUSHING ATT., OPPONENT

- 17 by North Texas.....9-16-17
- 17 by Miami (Ohio).....9-7-02
- 19 by Kent State.....9-4-05
- 20 by Western Michigan.....9-21-13
- 20 by Michigan State.....10-30-10
- 20 by Michigan.....10-26-02
- 20 by Utah State.....9-21-02
- 20 by Texas Tech.....11-29-01

MOST RUSHING YARDS

- 376 vs. Akron.....8-31-02
- 365 at Purdue.....10-15-16
- 365 vs. Minnesota.....11-16-02
- 318 at Purdue.....11-9-13
- 313 at Nebraska.....11-24-17
- 304 at Illinois.....11-15-14
- 301 vs. Illinois.....10-1-05
- 300 vs. Utah State.....9-21-02
- 298 vs. Missouri State.....9-7-13
- 294 at Northwestern.....10-17-15

FEWEST RUSHING YARDS ALLOWED

- 13 vs. Kent State.....9-4-04
- 6 vs. Northern Iowa.....9-15-18
- 7 at Minnesota.....11-22-08
- 10 vs. Montana.....9-2-06
- 14 vs. Miami (Ohio).....9-7-02
- 19 vs. Iowa State.....9-8-18
- 19 vs. Wisconsin.....10-12-05

MOST PASSES ATTEMPTED

- 61 vs. Indiana.....10-23-99
- 56 at Maryland.....10-18-14
- 55 vs. Ball State.....9-6-14
- 55 vs. Florida.....1-1-06
- 50 at Penn State.....10-27-18
- 51 vs. Minnesota.....11-20-99
- 48 vs. Pittsburgh.....9-17-11
- 47 vs. Michigan State.....11-12-11
- 46 vs. Michigan State.....10-5-13
- 46 vs. Purdue.....11-6-04

MOST PASSES COMPLETED

- 36 vs. Indiana.....9-30-99
- 35 vs. Ball State.....9-6-14
- 32 at Maryland.....10-18-14
- 32 vs. Florida.....1-1-06
- 31 vs. Northern Iowa.....8-30-14
- 31 vs. Pittsburgh.....9-17-11
- 30 vs. Indiana.....9-30-00
- 29 vs. Ohio State.....10-30-99
- 28 vs. Minnesota.....11-20-99

FEWEST PASSES ATT., OPPONENT

- 9 by Georgia Tech.....1-5-10
- 10 by Northwestern.....10-27-12
- 13 by Nebraska.....9-23-00
- 13 by Iowa State.....9-11-99
- 14 by Wisconsin.....11-22-14
- 14 by Minnesota.....11-8-14
- 14 by Northwestern.....10-26-13
- 14 by Nebraska.....11-23-12
- 15 by Nebraska.....9-4-99
- 16 by Maryland.....10-20-18
- 16 by Northern Illinois.....9-1-12
- 16 by Wisconsin.....11-13-99

FEWEST PASSES COMP., OPPONENT

- 2 by Georgia Tech.....1-5-10
- 6 by Maryland.....10-20-18
- 6 by Northern Illinois.....9-1-12
- 6 by Iowa State.....9-11-99
- 7 by LSU.....1-1-14
- 7 by Indiana.....10-11-14
- 7 by Northwestern.....10-27-12
- 7 by Syracuse.....9-8-07
- 7 by Buffalo.....9-6-03
- 8 by Nebraska.....11-23-12
- 8 by Ball State.....9-26-10
- 9 by Minnesota.....10-28-17
- 9 by Northwestern.....11-1-14
- 9 by Maine.....8-30-08
- 9 by Penn State.....11-13-04
- 9 by Minnesota.....10-23-04

MOST PASSING YARDS

- 426 vs. Indiana.....10-23-99
- 399 vs. Pittsburgh.....9-17-11
- 380 vs. Indiana.....9-30-00
- 377 vs. Minnesota.....11-19-05
- 364 at Minnesota.....11-18-06
- 357 vs. Purdue.....10-8-05

FEWEST PASSING YARDS ALLOWED

- 12 vs. Georgia Tech.....1-5-10
- 47 vs. Maryland.....10-20-18
- 54 vs. Northern Illinois.....9-1-12
- 56 vs. Ball State.....9-26-10
- 58 vs. Buffalo.....9-6-03
- 63 vs. Nebraska.....11-23-12
- 72 at Purdue.....9-27-14
- 73 vs. Minnesota.....11-20-04
- 74 vs. Maryland.....10-31-15
- 75 vs. Northwestern.....11-1-14
- 79 vs. Syracuse.....9-8-07
- 82 at Illinois.....11-17-18

MOST TOTAL OFFENSE

- 613 vs. Minnesota.....11-19-05
- 602 vs. Northwestern.....11-10-01
- 593 vs. Akron.....8-31-02
- 587 at Illinois.....11-14-14
- 562 vs. Ball State.....9-26-10
- 552 vs. Indiana.....10-23-99
- 546 at Minnesota.....11-18-06
- 545 vs. Northern Iowa.....9-15-18

FEWEST TOTAL YARDS ALLOWED

- 103 vs. Syracuse.....9-8-07
- 110 vs. Kent State.....9-4-04
- 112 vs. Ball State.....9-26-10
- 115 vs. Maryland.....10-20-18
- 134 at Minnesota.....11-22-08
- 144 vs. Montana.....9-2-06
- 144 vs. Ball State.....9-3-05

PUNTING AVERAGE (MIN. OF 4)

- 53.0 at Northwestern.....10-21-17
- 51.5 vs. Western Michigan.....9-9-00
- 51.0 vs. Arizona.....9-19-09
- 50.2 vs. Penn State.....11-4-00
- 50.0 vs. Wisconsin.....11-13-99
- 49.2 vs. LSU.....1-1-05
- 49.0 vs. Miami (Ohio).....9-7-02

MOST TIME OF POSSESSION

- 41:53 vs. Kent State.....9-4-04
- 40:55 vs. Maryland.....10-20-18
- 40:45 vs. North Texas.....9-16-17
- 38:42 vs. Northern Illinois.....9-1-12
- 38:27 vs. Michigan.....10-26-02
- 38:18 vs. Missouri State.....9-7-13
- 38:07 at Indiana.....10-11-08
- 38:03 at Iowa State.....9-14-13
- 37:56 vs. Arizona.....9-19-09
- 37:37 at Minnesota.....11-22-08
- 37:36 vs. Nebraska.....11-28-14

Bold denotes 2018





IOWA FOOTBALL

30 Bowl Games 11 Big Ten Championships 25 Consensus All-Americans 14 CFB Hall of Fame Inductees

Iowa 33, Northern Illinois 7

Sept. 1, 2018, Kinnick Stadium -- Iowa City, Iowa

Northern Illinois	0	0	0	7	--	7
Iowa	0	3	14	16	--	33

GAME RECAP

Iowa scored the game's first 33 points en route to a 33-7 season opening victory over Northern Illinois inside Kinnick Stadium. The win was a historic one for Kirk Ferentz as the head coach, as he surpassed Hayden Fry as the program's all-time winningest coach with 144 career wins.

The Hawkeyes, leading 3-0 at halftime, broke the game open in the second half, scoring touchdowns on four of their six drives while also registering a defensive safety in the fourth quarter.

Three of Iowa's four touchdowns came on the ground, while QB Nate Stanley connected with TE Noah Fant for a 1-yard score for the game's first touchdown midway through the third quarter. Running backs Ivory Kelly-Martin (two yards) and Toren Young (six yards), and QB Peyton Mansell (one yard) accounted for Iowa's rushing touchdowns.

Young (84 yards), Kelly-Martin (62 yards), and Mekhi Sargent (40 yards) combined for 186 rushing yards. Stanley and Mansell combined to complete 13-of-25 passes for 143 yards, with eight of the 13 targets (104 yards) going to tight ends. T.J. Hockenson caught a team-best four balls for 64 yards, Fant had three receptions for 10 yards, while Nate Wieting had one catch for 30 yards.

Iowa's defense amassed eight tackles for loss, including five sacks, and two takeaways (one interception and one fumble recovery). Defensive end Parker Hesse equaled a career best with two sacks. All three Iowa linebackers started their first game, with each registering career bests in tackles: Kristian Welch (11), Amani Jones (6), and Nick Niemann (4). The Hawkeyes limited the Huskies to 65 second-half yards, with 64 of the yards gained coming on NIU's final drive of the game.

On special teams, punter Colten Rastetter averaged 53.8 yards on four punts, including a personal-best 69-yard punt, and Miguel Recinos made all four PAT's and his only field goal attempt (33 yards).

Iowa started an all-Iowa native offensive and defensive line (nine players), marking the first time under Ferentz that four Iowa natives started on the defensive line and the first time since 2016 (week 3) that five Iowa natives started on the offensive line.

SCORING SUMMARY

Second Quarter

IA -- Miguel Recinos, 33-yard field goal

Third Quarter

IA -- Noah Fant, 1-yard pass from Nate Stanley (Recinos)

IA -- Ivory Kelly-Martin, 2-yard run (Recinos)

Fourth Quarter

IA -- Toren Young, 6-yard run (Recinos)

IA -- Team safety

IA -- Peyton Mansell, 1-yard run (Recinos)

NIU -- Jauan Wesley, 10-yard pass from Marcus Childers (Gantz kick)

Attendance: 68,075

NIU	TEAM STATS	IOWA
15	First Downs	18
36-101	Rushes-Yards	48-209
110	Passing Yards	143
15-26-1	Com-Att-Int	13-25-1
62-211	Total Offense	73-352
6-47.2	Punts-Avg.	5-43.0
2-1	Fumbles-Lost	1-0
7-65	Penalties-Yards	8-66
25:15	Possession Time	34:45

INDIVIDUAL LEADERS

RUSHING:

IOWA: Young 8-84; Kelly-Martin 16-62

NIU: Nettles 13-74; Harbison 6-41

PASSING:

IOWA: Stanley 11-23-108, 1 TD, 1 INT

NIU: Childers 14-25-105, 1 TD, 1 INT

RECEIVING:

IOWA: Hockenson 4-64; Smith-Marsette 3-28

NIU: Brown 5-38; Wesley 4-43

TACKLES:

IOWA: Welch 11; Jones 6; Hooker 5; Hockaday 5; Gervase 5

NIU: Pugh 9; Williams 8; Jones-Davis 7; Foster 6; Leroy 6





IOWA FOOTBALL

30 Bowl Games 11 Big Ten Championships 25 Consensus All-Americans 14 CFB Hall of Fame Inductees

Iowa 13, Iowa State 3

Sept. 8, 2018, Kinnick Stadium, Iowa City, Iowa

Iowa State	3	0	0	0	--	3
Iowa	0	3	3	7	--	13

GAME RECAP

Iowa retained possession of the Cy-Hawk Trophy as a result of a 13-3 win over Iowa State at a sold out Kinnick Stadium. The victory was the Hawkeyes' fourth straight in the series, their longest streak over their in-state rivals since winning 15 in a row from 1983-87.

After allowing a field goal on Iowa State's opening drive, Iowa's defense yielded only 122 total yards and no points on the Cyclones' remaining 10 possessions.

Iowa placekicker Miguel Recinos connected on field goals of 31 and 48 yards in the second and third quarters, respectively, to give the Hawkeyes a narrow 6-3 margin going into the fourth quarter. The 48-yard kick matched a career long for Recinos.

In the Hawkeyes' first possession of the fourth quarter, Iowa QB Nate Stanley threw a strike to WR Brandon Smith for 30 yards to the Iowa State 2-yard line, which led to a Mekhi Sargent 2-yard touchdown on the next play. It was the game's only touchdown. The scoring drive covered 83 yards in 13 plays, with Iowa converting three third downs on the touchdown drive.

Iowa allowed only 19 rushing yards on 25 attempts, which ties for the fifth fewest single-game total allowed in the Kirk Ferentz era. Iowa State's 188 total yards are its fewest in 52 games, since totaling 174 yards versus Baylor in 2013. Iowa's defense totaled four sacks, forced and recovered a fumble, and forced five three-and-outs.

Five Hawkeyes recorded career bests in tackles: DB Matt Hankins (8), LB Jack Hockaday (8), LB Nick Niemann (7), LB Djimon Colbert (5), and DE A.J. Epenesa (5). Two of Epenesa's tackles were sacks. He also forced a fumble and had one pass breakup. Epenesa's efforts earned the sophomore Big Ten co-Defensive Player of the Week accolades.

Stanley finished the contest completing 16-of-28 passes for 166 yards. RB Toren Young amassed a game-high 68 yards on a career-high 21 carries. TE T.J. Hockenson caught a game and career-best six passes for 33 yards.

Iowa State has managed just six points in its last two trips to Kinnick Stadium (one field goal in 2016 and one field goal in 2018).

SCORING SUMMARY

First Quarter

ISU -- Connor Assalley, 23-yard field goal

Second Quarter

IA -- Miguel Recinos, 31-yard field goal

Third Quarter

IA -- Miguel Recinos, 48-yard field goal

IA -- Mekhi Sargent, 2-yard run (Recinos kick)

Attendance: 69,250

ISU	TEAM STATS	IOWA
11	First Downs	14
5-19	Rushes-Yards	36-105
69	Passing Yards	166
27-41-0	Com-Att-Int	16-28-0
56-188	Total Offense	64-271
8-36.6	Punts-Avg.	5-38.8
1-1	Fumbles-Lost	0-0
7-65	Penalties-Yards	6-55
28:25	Possession Time	31:35

INDIVIDUAL LEADERS

RUSHING:

ISU: Montgomery 17-44; Croney 3-3

IOWA: Young 21-68; Sargent 11-25

PASSING:

ISU: Kempt 15-21-126, 0 TD, 0 INT; Noland 4-10-43, 0 TD, 0 INT

IOWA: Stanley 16-28-166, 0 TD, 0 INT

RECEIVING:

ISU: Butler 3-35; Milton 3-31; Allen 3-18; Eaton 3-18

IOWA: Hockenon 6-33; Fant 4-31; Smith-Marsette 1-45

TACKLES:

ISU: Rose 11; Harvey 9; Spears 7; Payne 7

IOWA: Hankins 8; Hockaday 8; Hooker 7; Niemann 7





IOWA FOOTBALL

30 Bowl Games 11 Big Ten Championships 25 Consensus All-Americans 14 CFB Hall of Fame Inductees

Iowa 38, Northern Iowa 14

Sept. 15, 2018, Kinnick Stadium, Iowa City, Iowa

Northern Iowa	0	0	0	14	--	14
Iowa	7	14	17	0	--	38

GAME RECAP

Iowa scored the game's first 38 points and cruised to a 38-14 victory over Northern Iowa in Kinnick Stadium. The Hawkeyes improved to 3-0 for the eighth time under Kirk Ferentz, including the third time in four years.

Iowa's offense totaled 545 yards while its defense held the Panthers to 228, including six yards rushing.

TE Noah Fant's 5-yard touchdown catch in the first quarter was the 14th of his career. He has more touchdown receptions than any other Hawkeye tight end in program history.

RB Mekhi Sargent scored two second-quarter touchdowns, scoring on two and 10-yard runs to give Iowa a 21-0 advantage at halftime.

The Hawkeyes posted 17 points in the third period on their first three possessions. Miguel Recinos converted a 42-yard field goal to become the 40th Hawkeye to score 100 or more points in a career. WR Nick Easley caught a 14-yard pass from QB Nate Stanley and RB Toren Young crossed the goal line on a 15-yard run.

Sargent and Young combined for 154 yards and two touchdowns on the ground. Easley led the Hawkeye receiving corps, hauling in 10 catches for 103 yards. Fant had five receptions for 99 yards. Easley's 10 receptions are the most by a Hawkeye since WR Kennan Davis had 10 catches for 129 yards and a touchdown against Pitt in 2011. Stanley finished the contest completing 23-of-28 passes for 309 yards and two touchdowns, marking the second time in his career that the junior signal caller has topped 300 yards passing.

The six rushing yards allowed are the second fewest by a Hawkeye defense in the Ferentz era. Iowa's defense collected three sacks, two takeaways (one interception, one fumble). The Hawkeyes held the Panthers to 20 yards on 20 plays in the first half and did not allow Northern Iowa into Iowa territory until 5:53 of the third quarter. LB Kristian Welch led the Iowa defense with eight tackles and a fumble recovery. Michael Ojemudia recorded his first career interception.

Northern Iowa scored two passing touchdowns in the fourth quarter. Its first score with 11:12 remaining was the first touchdown allowed by Iowa's defense in 111:00 of game time, dating back to the season opener against Northern Illinois.

The win was Iowa's 17th straight over Northern Iowa.

SCORING SUMMARY

First Quarter

IA -- Noah Fant, 5-yard pass from Nate Stanley (Recinos kick)

Second Quarter

IA -- Mekhi Sargent, 2-yard run (Recinos kick)

IA -- Mekhi Sargent, 10-yard run (Recinos kick)

Third Quarter

IA -- Miguel Recinos, 42-yard field goal

IA -- Nick Easley, 14-yard pass from Nate Stanley (Recinos kick)

IA -- Toren Young, 15-yard run (Recinos kick)

Fourth Quarter

UNI -- Briley Moore, 4-yard pass from Eli Dunne (Errthum kick)

UNI -- Elias Nissen, 5-yard pass from Eli Dunne (Errthum kick)

Attendance: 69,250

UNI	TEAM STATS	IOWA
14	First Downs	27
21-6	Rushes-Yards	50-207
222	Passing Yards	338
21-38-1	Com-Att-Int	25-31-2
59-228	Total Offense	81-545
5-41.2	Punts-Avg.	2-35.0
2-1	Fumbles-Lost	1-0
3-35	Penalties-Yards	10-88
23:26	Possession Time	36:34

INDIVIDUAL LEADERS

RUSHING:

UNI: Allen 13-27; Weymiller 2-5

IOWA: Young 14-82; Sargent 15-72

PASSING:

UNI: Dunne 18-28-200, 2 TD, 0 INT; Howell 3-10-22, 0 TD, 1 INT

IOWA: Stanley 23-28-309, 2 TD, 1 INT; Mansell 2-3-29, 0 TD, 1 INT

RECEIVING:

UNI: Moore 5-32; James 4-34; Allen 4-34

IOWA: Easley 10-103; Fant 5-99; Smith 2-24

TACKLES:

UNI: Kolarevic 15; Allen 10; Korby 10; Ferch 10

IOWA: Welch 8; Hankins 6; Hockaday 6





IOWA FOOTBALL

30 Bowl Games 11 Big Ten Championships 25 Consensus All-Americans 14 CFB Hall of Fame Inductees

#18/16 Wisconsin 28, Iowa 17

Sept. 22, 2018, Kinnick Stadium, Iowa City, Iowa

Wisconsin	0	7	7	14	--	28
Iowa	0	7	10	0	--	17

GAME RECAP

Nationally-ranked Wisconsin scored two fourth-quarter touchdowns to rally past Iowa in the Big Ten opener, 28-17, inside a sold out Kinnick Stadium to retain possession of the Heartland Trophy.

Each team scored a touchdown in the first half. After a Wisconsin touchdown early in the second quarter, Iowa answered with a TE Noah Fant 20-yard touchdown catch, his first of two scores on the night. The Wisconsin score marked the first time in the first four games of the season that Iowa's defense surrendered a first-half touchdown.

PK Miguel Recinos converted a 24-yard field goal to give the Hawkeyes a 10-7 advantage with 10:12 remaining in the third quarter. The two teams then traded touchdowns later in the third period. Alex Hornibrook completed a 12-yard TD pass to Danny Davis with 5:12 left in the third quarter, one of three touchdown passes for the Wisconsin quarterback. Fant caught his second touchdown on a 1-yard pass from QB Nate Stanley to give Iowa a narrow 17-14 lead heading into the fourth quarter.

WR A.J. Taylor caught a 17-yard touchdown pass and FB Alec Ingold scored on a 33-yard run in the fourth quarter to seal the win for the Badgers.

Wisconsin capitalized on three Iowa turnovers (two fumbles, one interception), scoring 14 points off Hawkeye miscues.

RB Ivory Kelly-Martin returned to action after missing the previous two games due to injury. He led the Hawkeye running attack, carrying the ball 14 times for 72 yards.

Iowa tight ends combined for six catches and 154 yards receiving. T.J. Hockenson had three receptions for a career-best 125 yards, while Fant had 29 yards receiving and two touchdowns on three catches. Fant now has 16 career touchdowns and four multi-touchdown games.

Stanley completed 14-of-23 passes for 256 yards, two touchdowns, and one interception.

Defensively, safety Amani Hooker had a game-high 11 tackles. LB Nick Niemann (10), LB Jack Hockaday (9), and DE Anthony Nelson (7) had personal bests in tackles.

SCORING SUMMARY

Second Quarter

WIS -- Jake Ferguson, 6-yard pass from Alex Hornibrook (Gaglianone kick)
IA -- Noah Fant, 20-yard pass from Nate Stanley (Recinos kick)

Third Quarter

IA -- Miguel Recinos, 24-yard field goal
WIS -- Danny Davis, 12-yard pass from Alex Hornibrook (Gaglianone kick)
IA -- Noah Fant, 1-yard pass from Nate Stanley (Recinos kick)

Fourth Quarter

WIS -- A.J. Taylor, 17-yard pass from Alex Hornibrook (Gaglianone kick)
WIS -- Alec Ingold, 33-yard run (Gaglianone kick)

Attendance: 69,250

WIS	TEAM STATS	IOWA
19	First Downs	19
44-210	Rushes-Yards	31-148
205	Passing Yards	256
17-22-0	Com-Att-Int	14-23-1
66-415	Total Offense	54-404
7-37.1	Punts-Avg.	3-38.0
0-0	Fumbles-Lost	2-2
8-68	Penalties-Yards	1-5
35:13	Possession Time	24:47

INDIVIDUAL LEADERS

RUSHING:

WIS: Taylor 25-113; Deal 6-42; Ingold 2-37
IOWA: Kelly-Martin 14-72; Young 6-34

PASSING:

WIS: Hornibrook 17-22-205, 3 TD, 0 INT
IOWA: Stanley 14-23-256, 2 TD, 1 INT

RECEIVING:

WIS: Ferguson 4-58; Taylor 3-44; Pryor 3-33
IOWA: Hockenson 3-125; Smith-Marsette 3-58; Fant 3-29

TACKLES:

WIS: Connolly 6; Dixon 6; Edwards 5
IOWA: Hooker 11; Niemann 10; Hockaday 9; Gervase 8





IOWA FOOTBALL

30 Bowl Games 11 Big Ten Championships 25 Consensus All-Americans 14 CFB Hall of Fame Inductees

Iowa 48, Minnesota 31

Oct. 6, 2018, TCF Bank Stadium, Minneapolis, Minnesota

Iowa	14	14	10	10	--	48
Minnesota	7	10	7	7	--	31

GAME RECAP

Iowa scored 10 points or more in each quarter in a convincing 48-31 win over Minnesota at TCF Bank Stadium in Minneapolis to retain possession of Floyd of Rosedale.

The Hawkeyes scored touchdowns on their first two possessions of the game. QB Nate Stanley completed touchdown strikes to TE T.J. Hockenson (3 yards) and WR Ihmir Smith-Marsette (60 yards). The 60-yard completion is a career long for Smith-Marsette.

Minnesota's Rashod Bateman caught the first of two touchdowns in the game late in the first quarter to trim Iowa's lead to 14-7.

Iowa added two more touchdowns in the second period on a Hockenson 4-yard rush on a fake field goal formation on fourth down and a WR Nick Easley 21-yard reception. The Golden Gophers tallied a field goal and one of three touchdown passes from QB Zack Annexstad to make the score 28-17 at halftime.

PK Miguel Recinos connected on field goals of 20 and 40 yards in the second half, while TE Noah Fant (5-yard catch) and RB Mekhi Sargent (2-yard run) became the fourth and fifth different Hawkeyes to score touchdowns. Recinos finished the game with 12 points.

Stanley completed 23-of-39 passes for a season-high 314 yards and four touchdowns, marking the third time in his career that the junior topped 300 yards passing in a game.

RB Ivory Kelly-Martin (47 yards) and Sargent (33 yards, 1 TD) combined for 80 yards rushing and one touchdown. Easley led the Hawkeye receiving corps with six catches for 52 yards and one touchdown, while WR Brandon Smith set career highs in receptions (5) and receiving yards (68).

Iowa's secondary intercepted Minnesota quarterbacks four times, including three times by a pair of true freshmen cornerbacks earning the first starts of the careers. CB Riley Moss returned two thefts 36 yards and had a career-best five tackles. His efforts earned him Big Ten Freshman of the Week accolades. CB Julius Brents had one theft and three tackles. Iowa's fourth interception was by sophomore safety Geno Stone.

As a unit, Iowa amassed seven tackles for loss, including five sacks. DE Anthony Nelson was named Big Ten Defensive Player of the Week after matching a personal best with three sacks, all coming in the first half. LB Amani Jones, who led the team with nine tackles, and DE Chauncey Golston registered the other two sacks for the Hawkeyes.

SCORING SUMMARY

First Quarter

IA -- T.J. Hockenson, 3-yard pass from Nate Stanley (Recinos kick)
 IA -- Ihmir Smith-Marsette, 3-yard pass from Nate Stanley (Recinos kick)
 MINN -- Rashod Bateman, 3-yard pass from Zack Annexstad (Carpenter kick)

Second Quarter

IA -- T.J. Hockenson, 4-yard run (Recinos kick)
 MINN -- Emmit Carpenter, 49-yard field goal
 IA -- Nick Easley, 21-yard pass from Nate Stanley (Recinos kick)
 MINN -- Tyler Johnson, 6-yard pass from Zack Annexstad (Carpenter kick)

Third Quarter

IA -- Miguel Recinos, 40-yard field goal
 MINN -- Seth Green, 1-yard run (Carpenter kick)
 IA -- Noah Fant, 5-yard pass from Nate Stanley (Recinos kick)

Fourth Quarter

IA -- Miguel Recinos, 20-yard field goal
 MINN -- Rashod Bateman, 7-yard pass from Zack Annexstad (Carpenter kick)
 IA -- Mekhi Sargent, 2-yard run (Recinos kick)

Attendance: 48,199

IOWA	TEAM STATS	MINN
18	First Downs	20
40-106	Rushes-Yards	31-86
314	Passing Yards	234
23-39-1	Com-Att-Int	18-36-4
79-420	Total Offense	67-320
4-41.5	Punts-Avg.	4-37.8
1-1	Fumbles-Lost	0-0
5-45	Penalties-Yards	2-10
33:17	Possession Time	26:43

INDIVIDUAL LEADERS

RUSHING:

IOWA: Kelly-Martin 20-47; Sargent 9-33
 MINN: Ibrahim 13-62; Williams 5-28

PASSING:

IOWA: Stanley 23-39-314, 4 TD, 1 INT
 MINN: Annexstad 17-33-218, 3 TD, 3 INT; Green 1-2-16, 0 TD, 1 INT

RECEIVING:

IOWA: Easley 6-52; Smith 5-68; Fant 4-27; Smith-Marsette 3-78
 MINN: Bateman 7-65; Johnson 6-107; Autman-Bell 3-61

TACKLES:

IOWA: Jones 9; Colbert 8; Gervase 6
 MINN: Huff 11; Barber 10; Cashman 7





IOWA FOOTBALL

30 Bowl Games 11 Big Ten Championships 25 Consensus All-Americans 14 CFB Hall of Fame Inductees

Iowa 42, Indiana 16

Oct. 13, 2018, Memorial Stadium, Bloomington, Indiana

Iowa	14	7	14	7	--	42
Indiana	3	7	6	0	--	16

GAME RECAP

Iowa QB Nate Stanley threw a career-best six touchdowns in a 42-16 win over Indiana at Memorial Stadium. Iowa's 42 points are the most scored in a game at Bloomington since a 45-9 win in 2008.

The six touchdown passes, three each half, tie Chuck Long for the second most in Iowa single-game history. Stanley, who finished the game completing 21-of-32 passes for 320 yards, completed touchdown passes to five different receivers, marking the second time in school history five different players had a receiving touchdown (1984 Freedom Bowl). Stanley, who was named the Walter Camp Football Foundation national Offensive Player of the Week and co-Big Ten Offensive Player of the Week, is the second Hawkeye quarterback to throw for five or more touchdowns in three career games (Long).

Tight ends T.J. Hockenson (nine yards) and Noah Fant (28 yards) caught first-quarter touchdowns, while WR Nick Easley (12 yards) caught a second-quarter touchdown from Stanley to give the Hawkeyes a 21-10 advantage at halftime.

It was more of the same in the second half with RB Toren Young (11 yards) and Hockenson (54 yards) registering touchdown receptions in the third period. FB Austin Kelly scored his first career touchdown on a 4-yard catch in the fourth quarter.

Iowa had two 100-yard receivers (Hockenson 4-107; Fant 4-102) for the first time since 2011 versus Pittsburgh (Keenan Davis 10-129; M. McNutt 8-112).

In addition to catching his first career touchdown, Young rushed for a game and career-best 96 yards on 19 carries.

Iowa's defense held Indiana to 67 rushing yards, its second-lowest total of the season. Iowa has held four of its six opponents to fewer than 100 yards rushing. The Hawkeyes amassed six tackles for loss, including two sacks.

FS Jake Gervase had a team-high eight tackles, matching his career high. He also had an interception, his first of the season and fifth of his career. DE Parker Hesse totaled seven tackles, including a team-best two for loss. Sophomore Geno Stone added his second interception in two weeks to go with a forced fumble and five solo tackles.

Iowa has won five of its first six games for the eighth time in Kirk Ferentz's 20 seasons.

SCORING SUMMARY

First Quarter

IA – T.J. Hockenson, 9-yard pass from Nate Stanley (Recinos kick)

IA – Noah Fant, 28-yard pass from Nate Stanley (Recinos kick)

Second Quarter

IND – Ty Fryfogle, 33-yard pass from Peyton Ramsey (Justus kick)

IA – Nick Easley, 12-yard pass from Nate Stanley (Recinos kick)

Third Quarter

IA – Toren Young, 11-yard pass from Nate Stanley (Recinos kick)

IA – T.J. Hockenson, 54-yard pass from Nate Stanley (Recinos kick)

IND – Peyton Ramsey, 12-yard run (2-point conversion failed)

Fourth Quarter

IA – Austin Kelly, 4-yard pass from Nate Stanley (Recinos kick)

Attendance: 40,512

IOWA	TEAM STATS	IND
26	First Downs	22
32-159	Rushes-Yards	25-67
320	Passing Yards	263
21-33-1	Com-Att-Int	31-42-2
65-479	Total Offense	67-330
2-44.5	Punts-Avg.	4-44.2
0-0	Fumbles-Lost	1-0
11-110	Penalties-Yards	10-99
33:10	Possession Time	26:50

INDIVIDUAL LEADERS

RUSHING:

IOWA: Young 19-96; Sargent 10-59

IND: Scott 8-29; Walker Jr. 4-19

PASSING:

IOWA: Stanley 21-32-320, 4 TD, 1 INT

IND: Ramsey 31-42-263, 1 TD, 2 INT

RECEIVING:

IOWA: Hockenson 4-107; Fant 4-102; Easley 4-28

IND: Taylor 6-28; Hale 5-51; Timian 5-35; Fryfogle 4-71

TACKLES:

IOWA: Gervase 8; Welch 8; Hesse 7

IND: Wills Jr. 6; Ball 6; Johnson 5; Burgess 5





IOWA FOOTBALL

30 Bowl Games 11 Big Ten Championships 25 Consensus All-Americans 14 CFB Hall of Fame Inductees

#19/22 Iowa 23, Maryland 0

Oct. 20, 2018, Kinnick Stadium, Iowa City, Iowa

Maryland	0	0	0	0	--	0
Iowa	3	10	10	0	--	23

GAME RECAP

Iowa shutout Maryland, 23-0, on Homecoming on a blustery day at Kinnick Stadium to earn its sixth victory of the year and become bowl eligible. The Hawkeyes registered their first shutout since 2016 (Illinois). Maryland is the fourth opponent Iowa has held to a season low in points (Iowa State, Northern Iowa, Indiana, and Maryland).

All four of Iowa's offensive scoring drives were 10 plays or more, while Iowa's final score was on a fumble recovery in the end zone.

PK Miguel Recinos scored the game's first six points with field goals of 23 and 25 yards in the first and second quarter, respectively. WR Brandon Smith scored the game's only offensive touchdown – the first of his career – on a 10-yard pass from QB Nate Stanley with eight seconds remaining in the half.

Recinos kicked a third field goal (36 yards) and DE Anthony Nelson recovered the first fumble of his career in the end zone. The fumble recovery in the end zone marked the 11th straight season the Hawkeyes tallied at least one defensive score.

The Hawkeyes dominated the entire game, maintaining the ball on offense for 40:55, which is the second highest time of possession in the Kirk Ferentz era. Maryland ran 39 plays, which is the fewest by an opponent in the Ferentz era. The Hawkeyes held the Terrapins to 115 yards of total offense, the fewest ever allowed to a Big Ten opponent and the fourth fewest all-time in the Ferentz era.

With strong wind gusts throughout the game, Iowa's offense kept the ball on the ground, rushing for a season-high 224 yards. RB Ivory Kelly-Martin posted career bests in attempts (24) and rushing yards (98). RB Mekhi Sargent carried the ball 10 times for 54 yards.

Stanley completed 11-of-22 passes for 86 yards with a touchdown and one interception. Iowa's tight ends combined for six catches for 44 yards (T.J. Hockenson 3-30; Noah Fant 3-14).

For the first time in 12 seasons, Iowa was not flagged for a penalty. The last time Iowa played a contest without being penalized was versus Ohio State on Sept. 30, 2006.

Three defensive linemen accounted for Iowa's five tackles for loss: Parker Hesse (2), A.J. Epenesa (2), and Chauncey Golston. Amani Hooker, making his third consecutive start at outside linebacker, intercepted his second pass of the season.

SCORING SUMMARY

First Quarter

IA -- Miguel Recinos, 23-yard field goal

Second Quarter

IA -- Miguel Recinos, 25-yard field goal

IA -- Brandon Smith, 12-yard pass from Nate Stanley (Recinos kick)

Third Quarter

IA -- Miguel Recinos, 36-yard field goal

IA -- Anthony Nelson, fumble recovery in end zone (Recinos kick)

Attendance: 69,250

MD	TEAM STATS	IOWA
7	First Downs	22
23-68	Rushes-Yards	52-224
47	Passing Yards	86
6-16-1	Com-Att-Int	11-24-1
39-115	Total Offense	76-310
6-34.7	Punts-Avg.	2-46.5
2-1	Fumbles-Lost	0-0
6-46	Penalties-Yards	0-0
19:05	Possession Time	40:55

INDIVIDUAL LEADERS

RUSHING:

MD: Leake; McFarland 6-15; Johnson 4-15

IOWA: Kelly-Martin 24-98; Sargent 10-54

PASSING:

MD: Hill 6-15-47, 0 TD, 1 INT; Pigrome 0-1-0, 0 TD, 0 INT

IOWA: Stanley 11-22-86; 1 TD, 1 INT

RECEIVING:

MD: Johnson 2-2; Jones 1-17; Davenport 1-12

IOWA: Hockenson 3-30; Fant 3-14; Easley 2-27

TACKLES:

MD: Watson 15; Davies 14; Mclean 7; Aniebonam 7; Cowart 7

IOWA: Gervase 6; Welch 5; Hesse 5





IOWA FOOTBALL

30 Bowl Games 11 Big Ten Championships 25 Consensus All-Americans 14 CFB Hall of Fame Inductees

#17/16 Penn State 30, #18/18 Iowa 24

Oct. 27, 2018, Beaver Stadium, University Park, Pennsylvania

Iowa	12	5	0	7	--	24
Penn State	7	10	10	3	--	30

GAME RECAP

No. 17 Penn State rallied from an early 12-0 deficit to upend the visiting No. 18 Iowa Hawkeyes, 30-24, on a cold and wet afternoon at Beaver Stadium. The loss was Iowa's fifth straight to the Nittany Lions.

The Hawkeyes jumped out to a 12-0 lead on three special teams plays -- a safety off a blocked punt, field goal, and a TD pass in fake field goal formation. The safety was scored after Dominique Dafney blocked a Penn State punt out of the end zone. After a Miguel Recinos' 27-yard field goal, punter Colten Rastetter connected with DT Sam Brinks -- his first career score -- for a 10-yard TD in fake field goal formation.

Leading 12-7 after the first period, the Hawkeyes registered their second safety of the first half when Penn State snapped the ball over the punter and out of the end zone. Iowa collected two defensive safeties in the same game for the first time in the Kirk Ferentz era and became the first team to accomplish the feat in a Big Ten game in 10 years (Wisconsin, 2008).

The Nittany Lions evened the score on a QB Tommy Stevens 3-yard run one play after QB Nate Stanley was intercepted inside Iowa territory. Both teams exchanged field goals later in the second quarter, including a career-long 49-yarder by Recinos. The score was tied, 17-17, at halftime.

The home team scored the only points of the third quarter on a QB Trace McSorley 51-yard run and a Jake Pinegar 49-yard field goal. Iowa closed to within 27-24 after safety Geno Stone returned an interception 24 yards for a TD with 10 minutes left in the fourth quarter. It marked the 11th straight season that Iowa returned an interception for a touchdown.

Pinegar kicked his third field goal of the game -- all over 40 yards -- to put the Nittany Lions in front, 30-24, with 8:24 left remaining in regulation. Later in the quarter, Iowa drove to the Penn State 3-yard line, however Penn State intercepted Stanley to prevent the go-ahead touchdown.

RB Mekhi Sargent rushed for a game-best 91 yards on 16 carries, both personal bests. TE Noah Fant caught five passes for 56 yards in the fourth quarter. Stanley completed 18-of-49 passes for 205 yards and had two interceptions.

Defensively, Iowa forced two turnovers (one fumble, one interception) and had five tackles for loss, including three sacks. LB Amani Hooker and DT Matt Nelson paced the Hawkeyes with six tackles each.

SCORING SUMMARY

First Quarter

IA -- Team safety
 IA -- Miguel Recinos, 27-yard field goal
 IA -- Sam Brinks, 10-yard pass from Colten Rastetter (Recinos kick)
 PSU -- Pat Freiermuth, 18-yard pass from Tracy McSorley (Pinegar kick)

Second Quarter

IA -- Team safety
 PSU -- Tommy Stevens, 3-yard rush (Pinegar kick)
 IA -- Miguel Recinos, 49-yard field goal
 PSU -- Jake Pinegar, 45-yard field goal

Third Quarter

PSU -- Trace McSorley, 51-yard rush (Pinegar kick)
 PSU -- Jake Pinegar, 49-yard field goal

Fourth Quarter

IA -- Geno Stone, 24-yard interception return (Recinos kick)
 PSU -- Jake Pinegar, 44-yard field goal

Attendance: 105,244

IOWA	TEAM STATS	PSU
23	First Downs	16
8-135	Rushes-Yards	35-118
215	Passing Yards	194
19-50-2	Com-Att-Int	13-29-1
88-350	Total Offense	64-312
7-37.0	Punts-Avg.	6-34.8
3-0	Fumbles-Lost	1-1
6-25	Penalties-Yards	6-47
35:18	Possession Time	24:42

INDIVIDUAL LEADERS

RUSHING:

IOWA: Sargent 16-91; Young 7-18
 PSU: McSorley 12-63; Sanders 17-62

PASSING:

IOWA: Stanley 18-49-205, 0 TD, 2 INT
 PSU: McSorley 11-25-167, 1 TD, 1 INT; Stevens 2-4, 0 TD, 0 INT

RECEIVING:

IOWA: Fant 5-56; Smith 4-42; Easley 4-25
 PSU: Hamier 5-96; Thompkins 5-59; Dotson 2-21

TACKLES:

IOWA: Hooker 6; Matt Nelson 6
 PSU: Gross-Matos 9; Parsons 7





IOWA FOOTBALL

30 Bowl Games 11 Big Ten Championships 25 Consensus All-Americans 14 CFB Hall of Fame Inductees

Purdue 38, No. 19/18 Iowa 36

Nov. 3, 2018, Ross-Ade Stadium, West Lafayette, Indiana

Iowa	7	10	6	13	--	36
Purdue	14	7	14	3	--	38

GAME RECAP

Purdue kicked a 25-yard field goal with eight seconds remaining to earn a 38-36 win over the visiting nationally-ranked Iowa Hawkeyes at Ross-Ade Stadium. The victory was Purdue's third over a top-25 team at home this season and snapped Iowa's four-game win streak over the Boilermakers in West Lafayette.

Iowa rushed for four touchdowns and threw for one, while Purdue threw four touchdowns and rushed for one.

Purdue led 14-7 after the first quarter, scoring on a 36-yard TD pass and a 1-yard rush. RB Ivory Kelly-Martin crossed the goal line on a 2-yard run for the Hawkeyes.

Miguel Recinos converted his 10th straight field goal (34 yards) to close within 14-10. Both teams traded touchdowns to give Purdue a 21-17 edge at halftime.

The Boilermakers extended their advantage to 28-17 on their first play from scrimmage in the third quarter, an 82-yard pass to WR Terry Wright. Iowa responded when QB Nate Stanley completed his only TD pass of the game – a 4-yard pass to TE T.J. Hockenson – on a fourth down play.

Purdue answered Iowa's touchdown with Wright's third score of the game, this time from three yards out, to give Purdue a 35-23 cushion.

RB Mekhi Sargent scored back-to-back 1-yard touchdowns early in the fourth quarter, giving the Hawkeyes their first lead of the game with 10:19 left. The teams then traded punts before Purdue drove 43 yards on its final drive for the game-winning field goal.

Stanley completed 21-of-32 passes for 275 yards and one touchdown. His second half totals included 14-of-17 attempts for 172 yards. RB Toren Young rushed nine times for a game-high 45 yards, while Sargent and Kelly-Martin each rushed 10 times for 39 yards and combined for three scores. Hockenson and Sargent combined for eight receptions for 72 yards and one touchdown. TE Noah Fant had three catches for a team-best 85 yards, including a 65-yard catch and run, which is Iowa's longest play from scrimmage this year.

Iowa's defense forced two turnovers and amassed six tackles-for-loss, but allowed 434 yards of total offense. Purdue QB David Blough completed 23-of-32 passes for 333 yards and four touchdowns. FS Jake Gervase, who notched a game-best 10 tackles, and OLB Amani Hooker were responsible for Blough's two second-half interceptions.

SCORING SUMMARY

First Quarter

PUR -- Isaac Zico 36-yard pass from David Blough (Evans kick)
IA -- Ivory Kelly-Martin, 2-yard run (Recinos kick)
PUR -- Markell Jones, 1 yard run (Evans kick)

Second Quarter

IA -- Miguel Recinos, 34 yard field goal
PUR -- Terry Wright, 41 yard pass from David Blough (Evans kick)
IA -- Nate Stanley, 1-yard run (Recinos kick)

Third Quarter

PUR -- Terry Wright 82-yard pass from David Blough (Evans kick)
IA -- T.J. Hockenson, 4-yard pass from Nate Stanley (2-point conversion failed)
PUR -- Terry Wright, 3-yard pass from David Blough (Evans kick)

Fourth Quarter

IA -- Mekhi Sargent, 1-yard run (Recinos kick)
IA -- Mekhi Sargent, 1-yard run (2-point conversion failed)
PUR -- Spencer Evans, 25-yard field goal

Attendance: 60,716

IOWA	TEAM STATS	PUR
22	First Downs	21
37-118	Rushes-Yards	31-101
275	Passing Yards	333
21-32-0	Com-Att-Int	23-32-2
69-393	Total Offense	63-434
5-35.0	Punts-Avg.	3-54.3
1-1	Fumbles-Lost	2-0
8-75	Penalties-Yards	6-60
33:57	Possession Time	26:03

INDIVIDUAL LEADERS

RUSHING:

IOWA: Young 9-45; Kelly-Martin 10-39; Sargent 10-39
PUR: Jones 14-40; Knox 9-34; Blough 7-28

PASSING:

IOWA: Stanley 21-32-275, 1 TD, 0 INT
PUR: Blough 23-32-333, 4 TD, 2 INT

RECEIVING:

IOWA: Hockensen 4-39; Sargent 4-33; Fant 3-85
PUR: Wright 5-146; Moore 6-31; Zico 5-74





IOWA FOOTBALL

30 Bowl Games 11 Big Ten Championships 25 Consensus All-Americans 14 CFB Hall of Fame Inductees

Northwestern 14, #21 Iowa 10

Nov. 10, 2018, Kinnick Stadium, Iowa City, Iowa

Northwestern	0	0	7	7	--	14
Iowa	0	3	7	0	--	10

GAME RECAP

Northwestern clinched the Big Ten West Division as a result of a 14-10 victory over 21st-ranked Iowa inside Kinnick Stadium.

Trailing 14-10, Iowa had two chances to drive the field late in the fourth quarter, but lost fumbles on its final two rushes of the game. Iowa running backs had gone 490 carries without losing a fumble prior to the two lost fumbles in the final 4:26.

The Hawkeyes took a 3-0 advantage into the locker room at halftime by virtue of a 46-yard field goal by Miguel Recinos. The Hawkeye senior had his consecutive field goals made streak end at 11 when he misfired on a 38-yard attempt in the third quarter.

The Wildcats scored the game's first touchdown on their second possession of the second half on an Isaiah Bowser 32-yard run. Later in the third period, Iowa reclaimed a 10-7 advantage on a WR Ihmir Smith-Marsette 28-yard touchdown pass from QB Nate Stanley. That possession followed safety Jake Gervase's third interception of the season in Northwestern territory.

The visitors scored the final points of the game on their first possession of the fourth quarter, a 32-yard pass from QB Clayton Thorson to WR Bennett Skowronek.

Northwestern rushed 46 times for 184 yards compared to 64 yards on 22 attempts for the Hawkeyes. Bowser totaled a game-best 165 yards rushing on 31 attempts.

Stanley completed 27-of-41 passes for 269 yards and one touchdown. Smith-Marsette paced Iowa's offense amassing a team-best 198 all-purpose yards (100 kickoff return; 90 receiving; 8 rushing). WR Nick Easley caught a game-best eight balls for 53 yards.

In addition to the interception, Gervase led the Hawkeye defense with 10 tackles. DB Matt Hankins (8) and LB Djimon Colbert (7) matched career bests in tackles, and safety Geno Stone added his team-leading fourth interception of the season.

SCORING SUMMARY

Second Quarter

IA -- Miguel Recinos, 46-yard field goal

Third Quarter

NW -- Isaiah Bowser, 34-yard run (Collins kick)

IA -- Ihmir Smith-Marsette, 28-yard pass from Nate Stanley (Recinos kick)

Fourth Quarter

NW -- Bennett Skowronek, 32-yard pass from Clayton Thorson (Collins kick)

Attendance: 66,493

NW	TEAM STATS	IOWA
19	First Downs	16
46-184	Rushes-Yards	22-64
122	Passing Yards	269
15-30-1	Com-Att-Int	27-41-0
306	Total Offense	63-333
7-40.4	Punts-Avg.	7-34.9
0-0	Fumbles-Lost	2-2
5-40	Penalties-Yards	3-35
31:06	Possession Time	28:54

INDIVIDUAL LEADERS

RUSHING:

NW: Bowser 31-165; Hanaoka 2-18

IOWA: Sargent 10-27; Young 3-14

PASSING:

NW: Thorson 15-30-122, 1 TD, 2 INT

IOWA: Stanley 27-41-269, 1 TD, 0 INT

RECEIVING:

NW: Green 5-30; Skowronek 3-45; Bowser 3-33

IOWA: Easley 8-53; Hockenson 7-89; Smith-Marsette 4-90

TACKLES:

NW: Whillock 9; Fisher 8; Gallagher 7; Pace 7

IOWA: Gervase 10; Hankins 8; Colbert 7; Hockaday 7





IOWA FOOTBALL

30 Bowl Games 11 Big Ten Championships 25 Consensus All-Americans 14 CFB Hall of Fame Inductees

Iowa 63, Illinois 0

Nov. 17, 2018, Memorial Stadium, Champaign, Illinois

Iowa	7	28	14	14	--	63
Illinois	0	0	0	0	--	0

GAME RECAP

Iowa exploded for nine touchdowns, winning its fifth straight game against Illinois, in a 63-0 shutout at Memorial Stadium in Champaign, Illinois. The 63-point win is Iowa's largest margin of victory in the series history, ties for the 12th-largest in program history, and matches Illinois' worst defeat in program history.

Iowa, who snapped a three-game losing streak, led 7-0 after the first quarter on a TE Noah Fant 7-yard TD reception from QB Nate Stanley.

The Hawkeyes broke the game open in the second quarter scoring 28 points, including 21 points over a span of 2:07. RB Mekhi Sargent scored his first of two touchdowns on a 3-yard run. DE A.J. Epenesa returned a fumble 19 yards for his first career score on the next play from scrimmage. On the next possession, Epenesa blocked an Illinois punt, which resulted a TE T.J. Hockenson 11-yard TD reception on the next play. Hockenson scored his second touchdown of the game later in the second period on a 37-yard pass play, Stanley's third touchdown pass of the game.

Iowa padded its lead in the second half, scoring 14 points in both the third and fourth quarters. WR Kyle Groeneweg returned a punt 61 yards for his first career touchdown, marking Iowa's first punt return for a score since Riley McCarron (55 yards) at Illinois in 2016. The 61-yard return is Iowa's longest punt or kickoff return of the season.

Iowa's final three TD's were scored on the ground by Sargent (29 yards) and two by RB Toren Young (five and 14 yards).

Sargent rushed for a career-high 121 yards on 17 attempts and became Iowa's first 100 yard rusher since Akrum Wadley at Nebraska in 2017. Stanley completed 13-of-21 passes for 178 yards and three touchdowns. The tight end connection of Fant (3-54) and Hockenson (2-48) combined for five catches, 102 yards, and three touchdowns.

Iowa's defensive unit amassed 11 tackles for loss, three interceptions, and a forced fumble. Epenesa sparked the Hawkeyes on defense totaling a career-high eight tackles, including 3.5 for loss and 1.5 sacks, one forced fumble, one fumble recovery, one pass break-up, one QB hurry, and one blocked punt. His efforts earned the sophomore Big Ten Co-Defensive Player of the Week honors.

Kirk Ferentz became the fifth coach in conference history to win 150 games as a member of the Big Ten Conference.

SCORING SUMMARY

First Quarter

IA -- Noah Fant, 9-yard pass from Nate Stanley (Recinos kick)

Second Quarter

IA -- Mekhi Sargent, 3-yard run (Recinos kick)

IA -- A.J. Epenesa, 19-yard fumble return (Recinos Kick)

IA -- T.J. Hockenson, 11-yard pass from Nate Stanley (Recinos kick)

IA -- T.J. Hockenson, 37-yard pass from Nate Stanley (Recinos kick)

Third Quarter

IA -- Kyle Groeneweg, 61-yard punt return (Recinos kick)

IA -- Toren Young, 5-yard run (Recinos kick)

Fourth Quarter

IA -- Mekhi Sargent, 29-yard run (Recinos kick)

IA -- Toren Young, 14-yard run (Schudak kick)

Attendance: 33,313

IOWA	TEAM STATS	ILL
20	First Downs	11
37-203	Rushes-Yards	43-134
197	Passing Yards	82
14-23-1	Com-Att-Int	12-30-3
60-400	Total Offense	73-216
5-38.2	Punts-Avg.	9-39.9
1-0	Fumbles-Lost	1-1
1-15	Penalties-Yards	7-78
28:43	Possession Time	31:17

INDIVIDUAL LEADERS

RUSHING:

IOWA: Sargent 17-121; Young 14-67

ILL: Bonner 21-111; Norwood 4-30

PASSING:

IOWA: Stanley 13-21-178, 3 TD, 1 INT; Mansell 1-2-19, 0 TD, 0 INT

ILL: Bush 12-28-82, 0 TD, 2 INT; Rivers 0-2-0, 0 TD, 1 INT

RECEIVING:

IOWA: Fant 3-54; Smith 3-39; Hockenson 2-48

ILL: Smalling 3-27; Mays 3-24

TACKLES:

IOWA: Gervase 8; Epenesa 8; Hesse 5; Colbert 5; Welch 5

ILL: Hansen 10; Oliver 7; Phillips 7; Roundtree 6





IOWA FOOTBALL

2018 Numerical Roster

No.	Name	Pos.	No.	Name	Pos.	No.	Name	Pos.
1	* Keith Duncan.....	PK	30	Henry Geil.....	RB	61	* Cole Banwart.....	OL
1	* Wes Dvorak.....	DB	31	*** Aaron Mends.....	LB	64	Kyler Schott.....	OL
2	Peyton Mansell.....	QB	32	Djimon Colbert.....	LB	65	Tyler Linderbaum.....	DL
2	Ryan Gersonde ^.....	P	33	Riley Moss.....	DB	66	** Levi Paulsen.....	OL
3	Trey Creamer.....	DB	34	** Kristian Welch ^.....	LB	66	Dalles Jacobus.....	DL
3	Tyrone Tracy, Jr.....	WR	35	Barrington Wade.....	LB	67	Levi Duwa.....	OL
4	* Nate Stanley ^.....	QB	36	** Brady Ross.....	FB	68	Landan Paulsen.....	OL
4	Josh Turner.....	DB	36	Mitch Riggs.....	LB	69	*** Keegan Render.....	OL
6	* Ihmir Smith-Marsette ^.....	WR	38	* T.J. Hockenson.....	TE	70	Kyle Sorensen.....	OL
7	* Colten Rastetter.....	P	38	Monte Pottebaum.....	LB	71	Mark Kallenberger.....	OL
7	Spencer Petras.....	QB	39	** Nate Wieting.....	TE	72	Coy Kirkpatrick.....	OL
8	* Matt Hankins ^.....	DB	39	John Carlson.....	LB	73	Cody Ince.....	OL
8	Kordell Stillmunkes.....	RB	40	*** Parker Hesse.....	DE	74	* Tristan Wirfs ^.....	OL
9	* Geno Stone ^.....	DB	40	Turner Pallissard.....	FB	74	Austin Schulte.....	DL
10	Mekhi Sargent.....	RB	41	Drew Thomas.....	WR	75	Jeff Jenkins.....	OL
11	** Michael Ojemudia.....	DB	41	Colton Dinsdale.....	LB	76	*** Dalton Ferguson.....	OL
11	Connor Kapisak.....	QB	42	* Shaun Beyer.....	TE	77	* Alaric Jackson.....	OL
12	Brandon Smith ^.....	WR	43	Dillon Doyle.....	LB	78	Trey Winters.....	OL
12	D.J. Johnson.....	DB	44	Seth Benson.....	LB	79	Jack Plumb.....	OL
13	Henry Marchese.....	WR	45	Ben Campos.....	LB	81	Ben Subbert.....	TE
13	Joe Evans.....	LB	45	Joe Ludwig.....	FB	82	Calvin Lockett.....	WR
14	Kyle Groeneweg.....	WR	46	** Austin Kelly.....	FB	83	Blair Brooks.....	WR
15	Dallas Craddieth.....	DB	46	Tommy Kujawa.....	TE	84	* Nick Easley.....	WR
16	Terry Roberts.....	DB	46	Logan Klemp.....	LB	84	Austin Spiewak.....	LS
17	** Devonte Young ^.....	DB	47	Nick Anderson.....	LB	85	* Nate Vejvoda.....	TE
17	Ryan Schmidt.....	QB	48	** Jack Hockaday ^.....	LB	86	Noah Feldman.....	TE
18	Drew Cook.....	TE	48	Bryce Schulte.....	TE	87	** Noah Fant ^.....	TE
18	John Milani.....	DB	49	* Nick Niemann.....	LB	89	Nico Ragaini.....	WR
19	Max Cooper ^.....	WR	50	Jackson Subbert.....	LS	90	*** Sam Brincks.....	DE
19	Mike Timm.....	LB	52	** Amani Jones ^.....	LB	91	** Miguel Recinos.....	K
20	Julius Brents.....	DB	53	** Garret Jansen.....	DL	91	* Brady Reiff.....	DL
21	* Ivory Kelly-Martin ^.....	RB	54	Matt Fagan.....	OL	92	John Waggoner.....	DL
22	Samson Evans.....	WR	54	Daviyon Nixon.....	DT	93	Brandon Simon.....	DE
23	* Dominique Dafney.....	WR	55	Luke Empen.....	OL	94	* A.J. Epenesa ^.....	DE
25	Jayden McDonald.....	LB	56	Brian Sadler.....	OL	94	Caleb Shudak.....	PK
26	Kaevon Merriweather.....	DB	57	Chauncey Golston.....	DL	95	** Cedrick Lattimore ^.....	DL
27	** Amani Hooker ^.....	DB	58	Jake Newborg.....	OL	96	*** Matt Nelson.....	DE
28	* Toren Young.....	RB	59	** Ross Reynolds.....	OL	97	Jack Kallenberger.....	DL
28	Jack Koerner.....	DB	59	Nathan Nelson.....	DE	98	** Anthony Nelson.....	DE
30	** Jake Gervase.....	DB	60	Jake Morrison.....	DE	99	Noah Shannon.....	DL

* - - indicates letters won

^ - - Redshirt year still available



IOWA FOOTBALL

31 Bowl Games 11 Big Ten Championships 27 Consensus All-Americans 14 CFB Hall of Fame Inductees

Offense

Pos.No.	Name	Ht.	Wt.	Yr.	Hometown (Previous School)
SE.....12	Brandon Smith ^	6-3	219	So.	Lake Cormorant, Miss. (Lake Cormorant)
14	Kyle Groeneweg	5-10	186	Sr.	Inwood, Iowa (Univ. of Sioux Falls)
TE.....87	** Noah Fant ^	6-5	241	Jr.	Omaha, Neb. (Omaha South)
18	Drew Cook	6-5	250	Jr.	Iowa City, Iowa (Regina)
LT77	* Alaric Jackson	6-7	320	So.	Detroit, Mich. (Renaissance)
71	Mark Kallenberger	6-6	282	#Fr.	Bettendorf, Iowa (Bettendorf)
LG59	** Ross Reynolds	6-4	295	Sr.	Waukee, Iowa (Waukee)
68	Landan Paulsen	6-5	305	Jr.	Moville, Iowa (Woodbury Central)
C69	*** Keegan Render	6-4	307	Sr.	Indianola, Iowa (Indianola)
76	*** Dalton Ferguson	6-4	308	Sr.	Solon, Iowa (Solon)
RG61	* Cole Banwart	6-4	296	So.	Ottosen, Iowa (Algona)
66	** Levi Paulsen	6-5	305	Jr.	Moville, Iowa (Woodbury Central)
RT.....74	* Tristan Wirfs ^	6-5	320	So.	Mount Vernon, Iowa (Mount Vernon)
76	*** Dalton Ferguson	6-4	308	Sr.	Solon, Iowa (Solon)
TE.....38	* T.J. Hockenson	6-5	250	So.	Chariton, Iowa (Chariton)
39	** Nate Wieting	6-4	250	Jr.	Rockford, Ill. (Lutheran)
WR.....84	* Nick Easley	5-11	205	Sr.	Newton, Iowa (Iowa Western CC)
6	* Ihmir Smith-Marsette ^	6-1	175	So.	Newark, N.J. (Weequahic)
QB.....4	* Nate Stanley ^	6-4	242	Jr.	Menomonie, Wis. (Menomonie)
2	Peyton Mansell	6-2	210	#Fr.	Belton, Texas (Belton)
RB10	Mekhi Sargent	5-10	210	So.	Key West, Fla. (Key West/Iowa Western)
28	Toren Young	5-11	221	So.	Madison, Wis. (Monona Grove)
OR 21	* Ivory Kelly-Martin ^	5-10	200	So.	Plainfield, Ill. (Oswego East)
FB.....46	** Austin Kelly	5-11	245	Sr.	Hickory Hills, Ill. (Stagg)
45	Joe Ludwig	6-0	233	#Fr.	Middleton, Wis. (Middleton)
PK91	** Miguel Recinos	6-1	193	Sr.	Mason City, Iowa (Mason City)
94	Caleb Shudak	5-8	179	So.	Council Bluffs, Iowa (Lewis Central)

Defense

Pos.No.	Name	Ht.	Wt.	Yr.	Hometown (Previous School)
LE98	** Anthony Nelson	6-7	271	Jr.	Urbandale, Iowa (Waukee)
57	Chauncey Golston	6-5	265	So.	Detroit, Mich. (East English Village)
LT90	*** Sam Bricks	6-5	275	Sr.	Carroll, Iowa (Kuemper)
95	** Cedrick Lattimore ^	6-3	295	Jr.	Redford, Mich. (East English Village)
RT.....96	*** Matt Nelson	6-8	295	Sr.	Cedar Rapids, Iowa (Xavier)
91	* Brady Reiff	6-3	272	Jr.	Parkston, S.D. (Parkston)
RE40	*** Parker Hesse	6-3	261	Sr.	Waukon, Iowa (Waukon)
94	* A.J. Epenesa ^	6-5	277	So.	Glen Carbon, Ill. (Edwardsville)
OLB49	* Nick Niemann	6-4	232	So.	Sycamore, Ill. (Sycamore)
35	Barrington Wade	6-1	233	So.	Skokie, Ill. (Niles North)
MLB48	** Jack Hockaday ^	6-1	235	Sr.	Forsyth, Ill. (Maroa-Forsyth)
34	** Kristian Welch ^	6-3	238	Jr.	Iola, Wis. (Iola-Scandinavia)
WLB32	Djimon Colbert	6-1	234	#Fr.	Shawnee Mission, Kan. (Bishop Miege)
49	* Nick Niemann	6-4	232	So.	Sycamore, Ill. (Sycamore)
LC.....8	* Matt Hankins ^	6-1	185	So.	Lewisville, Tex. (Marcus)
20	Julius Brents ^	6-2	180	Fr.	Indianapolis, Ind. (Warren Central)
SS.....27	** Amani Hooker ^	6-0	210	Jr.	Minneapolis, Minn. (Park Center)
18	John Milani	6-0	201	Jr.	Iowa City, Iowa (West)
FS.....30	** Jake Gervase	6-1	212	Sr.	Davenport, Iowa (Assumption)
9	* Geno Stone ^	5-11	209	So.	New Castle, Pa. (Senior)
RC11	** Michael Ojemudia	6-1	199	Jr.	Farmington Hills, Mich. (Harrison)
33	Riley Moss ^	6-0	185	Fr.	Ankeny, Iowa (Centennial)
PT.....7	* Colten Rastetter	6-1	213	Jr.	Guttenberg, Iowa (Clayton Ridge)
2	Ryan Gersonde ^	6-4	198	So.	Milwaukee, Wisc. (Marquette)

Punt Returns: 14 Kyle Groeneweg
6 Ihmir Smith-Marsette

Kickoff Returns: 6 Ihmir Smith-Marsette
14 Kyle Groeneweg

Deep Snaps: 50 Jackson Subbert
85 Nate Vejvoda

Holder: 7 Colten Rastetter
2 Ryan Gersonde

* -- Letters won ^ -- Redshirt year still available

-- Indicates redshirt freshman

