



IOWA FOOTBALL

IOWA HAWKEYES RESULTS/SCHEDULE 6-4, 3-4

9/1	Northern Illinois	W, 33-7
9/8	Iowa State	W, 13-3
9/15	Northern Iowa	W, 38-14
9/22	#18 Wisconsin*	L, 17-28
10/6	at Minnesota*	W, 48-31
10/13	at Indiana*	W, 42-16
10/20	Maryland*	W, 23-0
10/27	at #17 Penn State*	L, 24-30
11/3	at Purdue*	L, 36-38
11/10	Northwestern*	L, 10-14
11/17	at Illinois*	2:30 p.m./BTN
11/23	Nebraska*	11 a.m./FOX

* -- Big Ten Conference Game

ILLINOIS FIGHTING ILLINI RESULTS/SCHEDULE 4-6, 2-5

9/1	Kent State	W, 31-24
9/8	Western Illinois	W, 34-14
9/15	vs. South Florida^	L, 19-25
9/21	#10 Penn State*	L, 63-24
10/6	at Rutgers*	W, 38-17
10/13	Purdue*	L, 7-46
10/20	at #23 Wisconsin*	L, 20-49
10/27	at Maryland*	L, 33-63
11/3	Minnesota*	W, 55-31
11/10	at Nebraska*	L, 35-54
11/17	Iowa*	2:30 p.m./BTN
11/24	at Northwestern*	TBA

* -- Big Ten Conference Game ^ -- Neutral Site

IOWA COACHES GAME DAY LOCATIONS

OFFENSE

Brian Ferentz (field)	Off. Coord./TE's
Ken O'Keefe (field)	Quarterbacks
Derrick Foster (field)	Running Backs
Kelton Copeland (booth)	Wide Receivers
Tim Polasek (field)	Offensive Line
Austin Showalter (booth)	Analyst
Joe Pawlak (booth)	Grad. Assistant
Josh Sinagoga (booth)	Grad. Assistant

DEFENSE

Phil Parker (field)	Def. Coord./DBs
Kelvin Bell (booth)	Asst. Def. Line
Reese Morgan (field)	Defensive Line
Seth Wallace (field)	Linebackers
Martin Hopkins (booth)	Grad. Asst.
Tyler Parker (booth)	Analyst
Shane Viilo (booth)	Grad. Asst.

SPECIAL TEAMS

LeVar Woods (field)	ST Coordinator
---------------------	----------------

GAME #11: IOWA at ILLINOIS



IOWA HAWKEYES

Record: 6-4, 3-4
AP Ranking: RV
Coaches Ranking: NR
Head Coach: Kirk Ferentz
Alma Mater: Connecticut
Overall Record: 161-122 (23 yrs)
Record at Iowa: 149-101 (20 yrs)

THE SETTING

Date: Saturday, Nov. 17
Location: Champaign, Ill.
Stadium: Memorial Stadium (60,670)
Surface: Field Turf
Kickoff: 2:30 p.m. (CT)
Series: Illinois leads, 33-38-2
TV: BTN (BTN2GO)
Lisa Byington, play-by-play
J Leman, analyst
Radio: Hawkeye Radio Network & KRUI Radio
Gary Dolphin, play-by-play
Ed Podolak, color analyst
Rob Brooks, sideline reporter
Live Audio: hawkeyesports.com (Hawkeye All-Access)
Live Stats: hawkeyesports.com
Twitter: @TheIowaHawkeyes / @IowaFBLive
Satellite Radio: Sirius Channel 136; XM Channel 202



ILLINOIS FIGHTING ILLINI


Record: 4-6, 2-5
AP Ranking: NR
Coaches Ranking: NR
Head Coach: Lovie Smith
Alma Mater: Tulsa
Overall Record: 9-25 (3 years)
Record at Illinois: 9-25 (3 years)



- With one more win, Kirk Ferentz becomes the fifth coach in conference history to win 150 games as a member of the Big Ten Conference. The top five includes Woody Hayes (202), Amos Alonza Stagg (199), Bo Schembechler (194), Joe Paterno (162), and Ferentz (149).
- The Hawkeyes rank second in the Big Ten in scoring defense (18.1), rushing defense (96.0), and total defense (285.9). Iowa's rushing defense ranks sixth in the country. Its total defense ranks 10th.
- QB Nate Stanley has 18 touchdown passes, tied for second in the Big Ten. Stanley ranks 10th in career passing yards (4,807) and 10th in career total offense (4,702). He is 12 yards shy of tying Jake Rudock (4,819) for ninth all-time in career passing yards.
- The Hawkeyes have 14 interceptions in 2018, tied for second in the Big Ten (Illinois). The Hawkeyes have 12 thefts since Week 5, when SS Geno Stone entered the starting lineup and Amani Hooker moved from safety to outside linebacker. Stone has four thefts to lead the team.
- The Hawkeyes lead the Big Ten and rank third in the country averaging 28.5 yards per kickoff return. WR Ihmir Smith-Marsette ranks No. 2 in the country, averaging 31.9 yards on 15 returns.
- The Hawkeyes rank third in the Big Ten with 28 sacks. DE A.J. Epenses leads the team and ties for fourth in the Big Ten with 7.0 sacks. DE Anthony Nelson is tied for sixth in the Big Ten with 6.5 sacks.
- Noah Fant has 18 career touchdown receptions, more than any other tight end in program history and enough for fourth all-time in program history. The 18 touchdown receptions rank second all-time in Big Ten history by a tight end (Dave Young, Purdue, 27).
- TE T.J. Hockenson has hauled in a team-high 615 receiving yards on 39 catches, both career highs. The 39 receptions ties WR Nick Easley for the team lead. Hockenson also has a career-high four touchdowns, one more than he had as a freshman in 2017.
- Senior center Keegan Render leads an offensive line that has allowed 11 quarterback sacks, fewest in the Big Ten.
- Iowa averages 37.5 points per game in four road contests (2-2). The Hawkeyes scored 40 points or more in their first two road games, victories at Minnesota and Indiana.



QB



4 NATE STANLEY | JR | 6-4 | 242
Menomonie, Wisconsin (Menomonie)
 • 23 career starts/30 career games played
 • 18 touchdown passes, T-2nd in the Big Ten
 • 44 career TDs, 4th all-time
 • 4,807 career passing yards, 10th all-time
 • 12 yards shy of tying Jake Rudock for ninth all-time

RB



21 IVORY KELLY-MARTIN | SO | 5-10 | 200
Plainfield, Illinois (Oswego East)
 • 7 career starts/20 career games played
 • Career-high 24 att. for career-high 98 yds Week 7
 • 92 carries, third on the team
 • 341 yards rushing, 2 rushing TDs, third on the team
 • DNP Weeks 2-3, 6 (injury)

RB




28 TOREN YOUNG | SO | 5-11 | 221
Madison, Wisconsin (Monona Grove)
 • 4 career starts/17 career games played
 • 480 rushing yards leads team
 • Team-best 4.8 yards per carry
 • Career-high 96 yards rushing Week 6 at IND
 • First career TD reception at IND (11 yards)

LT




77 ALARIC JACKSON | SO | 6-7 | 320
Detroit, Michigan (Renaissance)
 • 21 career starts/21 career games played
 • 21 career starts, all at LT
 • 2017 FWAA Freshman All-American
 • 2017 BTN.com All-Freshman Team
 • 2017 Academic All-Big Ten

LG




59 ROSS REYNOLDS | SR | 6-4 | 295
Waukegan, Illinois (Waukegan)
 • 11 career starts/28 career games played
 • Started Weeks 1-10 at LG
 • Appeared in all 13 games last year at LG
 • Attended the same high school as DE Anthony Nelson
 • Business major

C



69 KEEGAN RENDER | SR | 6-4 | 307
Indianola, Iowa (Indianola)
 • 30 career starts/49 career games played
 • Started Weeks 1-10 at C (10 career starts at C)
 • Rimington Trophy Preseason Watch List
 • Preseason Third team All-Big Ten by Athlon Sports
 • Played in every game since 2015 opener

RG




COLE BANWART | SO | 6-4 | 296
Ottosen, Iowa (Algona)
 • 3 career starts/12 career games played
 • Started Weeks 1-2, 9-10 at RG, DNP Week 3
 • Appeared in three games in 2017
 • Missed Pinstripe Bowl with injury
 • Redshirted in 2016

RT



74 TRISTAN WIRFS | SO | 6-5 | 315
Mount Vernon, Iowa (Mount Vernon)
 • 17 career starts/19 career games played
 • 16 career starts at RT
 • Started Weeks 6-12 at RT, started bowl game at LT in '17
 • 1st true freshman in Ferentz era to start at o-tackle
 • 1 of 4 true freshmen in Ferentz era to start on OL

WR



84 NICK EASLEY | SR | 5-11 | 205
Newton, Iowa (Newton/Iowa Western CC)
 • 19 career starts/23 career games played
 • 39 receptions ties for team lead
 • Career highs in rec. (10) and rec. yards (103) in Week 3
 • First Hawkeye with 10 receptions in a game since '11 (K. Davis)
 • Led team in rec. Week 3 (10), Week 5 (6), Week 10 (8)

WR



12 BRANDON SMITH | SO | 6-3 | 219
Lake Cormorant, Mississippi (Lake Cormorant)
 • 14 career starts/19 career games played
 • Started Weeks 1-9, 20 rec., 253 yards, DNP Week 10
 • First career touchdown (10 yards) Week 7
 • Career-high 5 receptions and 68 yards Week 5
 • 1 of 10 true freshmen to see action in 2017

WR




6 IHMIR SMITH-MARSETTE | SO | 6-1 | 175
Newark, New Jersey (Weequahic)
 • 6 career starts/21 career games played
 • Averages 31.9 yards on 15 KO returns, second in FBS
 • 18.0 yards per reception, T-2nd in Big Ten
 • 3 receptions for a career-high 90 yards in Week 10
 • 60-yd TD reception Week 5, 60-yd kickoff return Week 6

TE



87 NOAH FANT | JR | 6-4 | 241
Omaha, Nebraska (Omaha South)
 • 13 career starts/34 career games played
 • Team-high six touchdown receptions
 • 18 career TD rec., most ever by Iowa TE (4th all-time)
 • 18 career TD rec., third in BIG history for a TE
 • 102 yds receiving Week 6, second career 100-yard game

TE



38 T.J. HOCKENSON | SO | 6-5 | 250
Chariton, Iowa (Chariton)
 • 22 career starts/23 career games played
 • Team-best 615 yds receiving; 39 rec. ties for team lead
 • Career-high seven receptions Week 10 (89 yards)
 • 5 TDs ranks third on the team (4 receiving, 1 rushing)
 • 2 TDs Week 5 (1 rush, 1 rec). TD rush was first of his career

RB



10 MEKHI SARGENT | SO | 5-10 | 210
Key West, Florida (Key West)
 • 1 career starts/10 career games played
 • Leads team with six rushing TDs and 109 carries
 • Six TDs ties for team lead with TE Noah Fant
 • Career bests 16 rushes, 91 yards Week 9 at PSU
 • Joined program after 1 season at Iowa Western CC

K




91 MIGUEL RECINOS | SR | 6-1 | 193
Mason City, Iowa (Mason City)
 • 27 career games played | Joined team in 2014 as a walk-on
 • Career-long 49-yard FG at Penn State
 • 14-18 FG attempts
 • Three field goals Week 7 (career high)
 • 156 career points, 19th all-time

P



7 COLTEN RASTETTER | JR | 6-1 | 213
Guttenberg, Iowa (Clayton Ridge)
 • 26 career games played
 • 39.8 yards per punt
 • 4 punts 50+ (55, 57, 69, 51) -- 5 all of last season
 • 3-for-3 career passing, 1 TD (FG fakes, 15, 18, 10 yds)
 • Joined program as a walk-on and redshirted in 2015

DE

**98 ANTHONY NELSON | JR | 6-7 | 271***Wauke, Iowa (Wauke)*


- 24 career starts/36 career games played
- 6.5 sacks, tied for sixth in the Big Ten
- Fumble recovery for a TD Week 7, first of his career
- B1G Defensive POW following MINN game (3 sacks)
- Hendricks, Nagurski, Bednarik, Lott Preseason Watch Lists

DT

**90 SAM BRINCKS | SR | 6-5 | 275***Carroll, Iowa (Kuemper)*

- 10 career starts/48 career games played
- Started Weeks 1-10 at DT (first career starts)
- 10-yard TD reception Week 8 at Penn State (FG fake)
- 2017 Academic All-Big Ten
- Redshirted after joining team as a walk-on in 2014

DT

**96 MATT NELSON | SR | 6-8 | 295***Cedar Rapids, Iowa (Xavier)*

- 30 career starts/49 career games played
- 24 tackles, 1 sack (9 yards) in 2018
- Matched career-high 6 tackles Week 9 at PSU
- Started last 17 games at DT
- Tallest player on the team

DE

**40 PARKER HESSE | SR | 6-3 | 261***Waukon, Iowa (Waukon)*

- 44 career starts/49 career games played
- 33 consecutive starts
- 7 tackles Week 6 at IND, tying a career high (2 TFL)
- 4.0 sacks, third on the team/8.0 TFL, T-2nd on the team
- Preseason Allstate AFCA Good Works Team

DL

**94 A.J. EPENESA | SO | 6-5 | 277***Glen Carbon, Illinois (Edwardsville)*


- 0 career starts/23 career games played
- 7.0 sacks, T-4th in the Big Ten
- Team-high 6 QB hurries and 2 forced fumbles
- Big Ten co-Defensive Player of the Week (Sept. 10)
- Father Epenesa Epenesa played DL at Iowa (1997)

LB

**32 DJIMON COLBERT | R-FR | 6-1 | 234***Shawnee Mission, Kansas (Bishop Miege)*


- 7 career starts/10 career games played
- 43 tackles ranks sixth on the team
- Career-high 8 tackles at MINN and vs. N'western
- Moved from DB to LB prior to 2018 spring practice
- Redshirted in 2017

LB

**34 KRISTIAN WELCH | JR | 6-3 | 238***Iola, Wisconsin (Iola-Scandinavia)*

- 6 career starts/33 career games played
- Fourth on team in tackles (44)
- Led team in tackles weeks Weeks 1 (11), 3 (8), and 6 (8)
- First career sack Week 1 (15 yards)
- 1 of 10 true freshmen to see action in 2016

LB

**27 AMARI HOOKER | JR | 6-0 | 210***Minneapolis, Minnesota (Park Center)*

- 16 career starts/33 career games played
- Started Weeks 5-10 at OLB, first career starts at LB
- Started Weeks 1-4 at SS
- 50 tackles ranks second on the team
- 6 PBUs lead team, 3 INTs tied for fourth in B1G

DB

**8 MATT HANKINS | SO | 6-1 | 185***Lewisville, Texas (Marcus)*


- 7 career starts/17 career games played
- Started Weeks 1-4, 10 at LC (DNP Weeks 5-9)
- Career-high 8 tackles Week 2 vs. IA ST, Week 10 vs. NW
- 1-of-7 true freshmen to start in secondary under Ferentz
- 1-of-10 true freshmen to play in 2017

SS

**9 GENO STONE | SO | 5-11 | 209***New Castle, Pennsylvania (Senior)*


- 6 career starts/23 career games played
- Started the last 6 games (Iowa has 12 INTs in those games)
- 4 INTs leads team, ties for second in B1G
- First career pick-six at Penn State
- 2017 Next Man In Award, Special Teams

FS

**30 JAKE GERVASE | SR | 6-1 | 212***Davenport, Iowa (Assumption)*

- 20 career starts/41 career games played
- Started Weeks 1-10 at free safety, 16 consecutive starts
- Leads team with 65 tackles (career-high 10 last 2 weeks)
- Three interceptions, ties for fourth in B1G
- Joined team as a walk-on and redshirted in 2014

RC

**20 JULIUS BRENTS | FR | 6-2 | 180***Indianapolis, Indiana (Warren Central)*

- 5 career starts/9 career games played
- Started Weeks 5-9 (first career starts), DNP Week 10
- First career INT in first career start at Minnesota
- 13 tackles this season, 3 pass breakups
- 1-of-7 true freshmen to start in secondary under Ferentz

RC

**11 MICHAEL OJEMUDIA | JR | 6-1 | 199***Farmington Hills, Michigan (Harrison)*

- 8 career starts/30 career games played
- Started Weeks 1-4, Week 10 at RC
- First career INT in Week 3 (29 yards)
- 24 tackles, 1 INT, 2 PBU in 2018
- Mechanical engineering major

DL

**57 CHAUNCEY GOLSTON | SO | 6-5 | 265***Detroit, Michigan (East English Village Prep)*

- 0 career starts/22 career games played
- 7.0 TFL, 3.5 sacks, two fumble recoveries in 2018
- Career-high 5 tackles Week 10 vs. Northwestern
- Split time at DE and DT in Spring 2018
- Attended same high school as teammate Cedrick Lattimore

LB

**49 NICK NIEMANN | SO | 6-4 | 232***Sycamore, Illinois (Sycamore)*

- 4 career starts/21 career games played
- Started Weeks 1-4 at LB (first career starts)
- DNP Week 5-6 (injury)
- Career-high 10 tackles Week 4
- Brother of former Hawkeye LB Ben Niemann (Chiefs)

LB

**48 JACK HOCKADAY | SR | 6-1 | 235***Forsyth, Illinois (Maroa-Forsyth)*

- 6 career starts/36 career games played
- First career starts Week 2-5, left Week 5 with injury
- 47 tackles ranks third on the team
- Career-high nine tackles Week 4 vs. Wisconsin
- Enterprise Leadership major

GENERAL INFORMATION

Location: Iowa City, Iowa
Founded: 1847
Enrollment: 32,948
President: Bruce Harreld
Director of Athletics: Gary Barta
Conference: Big Ten (West Division)
Nickname: Hawkeyes
Mascot: Herky
Colors: Black and Gold (PMS 116)
First Year of Football: 1889
All-Time Record: 647-557-39
All-Time Bowl Record: 15-15-1
National Champions: 1921, '22 '56, '58, '60

STADIUM INFORMATION

Stadium: Kinnick Stadium
Opened: 1929
Capacity: 69,250
Playing Surface: Field Turf
All-Time Record: 288-186-15

TEAM INFORMATION

Basic Offense: Multiple
Basic Defense: 4-3
Lettermen Returning in 2018:
43 (21 offense, 19 defense, 3 specialist)
Lettermen Lost:
25 (13 offense, 11 defense, 1 specialist)
Starters Returning/Lost: 15/10

UI ATHLETIC COMMUNICATIONS

Office: (319) 335-9411
Director (Contact): Steve Roe
E-Mail: steven-roe@uiowa.edu
Associate (Secondary Contact): Matt Weitzel
E-Mail: matthew-weitzel@uiowa.edu
Associate: Chris Brewer
E-Mail: ... christopher-brewer@uiowa.edu
Associate: James Allan
E-Mail: james-allan@uiowa.edu
Administrative Assistant: Rhonda Wetjen
E-Mail: rhonda-wetjen@uiowa.edu

Mailing Address:
 S300 Carver-Hawkeye Arena
 Iowa City, IA 52242-1020

FOLLOW THE #HAWKEYES

Hawkeye fans join the twitter conversation during each game by following @IowaFBLive and @TheIowaHawkeyes. Also, fans are encouraged to include #Hawkeyes in your tweets. Get insider information about the Iowa football team at @HawkeyeFootball.

6 THROUGH THE AIR

QB Nate Stanley has 18 touchdown passes, tied for second in the Big Ten. In 2017, Stanley threw 26 touchdown passes, one shy of tying Chuck Long (1985) for most in a single season in school history.

Stanley has 44 career touchdown passes, fourth all-time in program history. He trails Chuck Long (74), Drew Tate (61), and Ricky Stanzi (56) on the all-time list.

Stanley ranks 10th in career passing yards (4,807) and career total offense (4,702). He is 12 yards shy of tying Jake Rudock (4,819) for ninth all-time in career passing yards.

Stanley set a career high with six touchdown passes Week 6 at Indiana. He threw the six touchdowns to five different players, marking just the second time in program history five different Hawkeyes had a receiving touchdown in the same game. He also had 320 yards passing, the fourth 300-yard passing game of his career (third in the last four weeks). His performance earned him Walter Camp National Player of the Week honors.

Stanley had 14 touchdowns combined from Weeks 3-6. That touchdown total tied for the most ever over a four-game stretch in school history (Chuck Long threw 14 touchdowns over a four-game stretch in 1985). He has four multi-touchdown games this season, and 11 in his career.

Six of Stanley's 18 touchdown passes this season have gone to TE Noah Fant. He and Fant have connected for touchdowns 17 times over the last 22 games.

DOWN, DOWN, DOWN IN FRONT

The Hawkeyes rank third in the Big Ten with 28 sacks. DE A.J. Epenesa leads the team and ties for fourth in the Big Ten with 7.0 sacks. DE Anthony Nelson is tied for sixth in the Big Ten with 6.5 sacks.

Nelson recorded a career-best three sacks Week 5 at Minnesota. Epenesa has recorded at least one sack in six of 10 games.

Eleven Hawkeyes have contributed to the sack total. DE Parker Hesse has four, DE Chauncey Golston has 3.5, and LB Amani Hooker, LB Amani Jones, DT Cedrick Lattimore, DT Brady Reiff, DT Matt Nelson, LB Nick Niemann, and LB Kristian Welch each have one.

HOLD IT RIGHT THERE

The Hawkeyes rank second in the Big Ten in scoring defense (18.1), rushing defense (96.0), and total defense (285.9). Iowa's rushing defense ranks sixth in the country. Its total defense ranks 10th.

Iowa is 13th in the country in scoring defense. The Hawkeyes have held four of their opponents to a season-low in points (Iowa State, Northern Iowa, Indiana, Maryland).

In Week 7 against Maryland, the Hawkeyes recorded the 10th shutout of the Ferentz era, holding the Terps to 115 yards of total offense, the fewest ever allowed to a Big Ten opponent under Ferentz.

Iowa allows 3.0 yards per carry, seventh in the country, and has allowed only seven rushing touchdowns, tied for sixth in the country.

The Hawkeyes limited Iowa State to just 19 yards rushing in Week 2, and held Northern Iowa to six rushing yards in Week 3 – a total that ranks second all-time in the Ferentz era (20 years). Iowa has held five of its 10 opponents to below 100 yards rushing.

Iowa has allowed 164 first downs, second fewest in the Big Ten and 13th in the country.

RETURN TO SENDER

The Hawkeyes lead the Big Ten and rank third in the country averaging 28.5 yards per kickoff return. WR Ihmir Smith-Marsette ranks No. 2 in the country, averaging 31.9 yards on 15 returns. Iowa has returned 20 kickoffs this season. Kyle Groeneweg averages 27.0 yards on two returns. Devonte Young has two returns for 42 yards.

POCKET PROTECTION

Senior center Keegan Render leads an offensive line that has allowed 11 quarterback sacks, fewest in the Big Ten. The Hawkeyes start sophomores Alaric Jackson and Tristan Wirfs at tackle. Senior Ross Reynolds has started every game at left guard, and sophomore Cole Banwart and senior Dalton Ferguson have shared starts at right guard.



HEAD COACH KIRK FERENTZ

Kirk Ferentz (pronounced FAIR-rintz, rhymes with parents) is in his 20th season as head coach at Iowa. He is the dean of NCAA Division I football coaches and is Iowa's all-time winningest coach, surpassing Hayden Fry earlier this year. His contract runs through the 2025 season.



- Named Big Ten Coach of the Year for the fourth time in his career (2002, 2004, 2009, 2015). Only Michigan's Bo Schembechler (6) has more conference coach of the year awards.
- Guided Iowa to Big Ten titles in 2002 and 2004, and the Big Ten West Division title in 2015.
- Named Woody Hayes, Eddie Robinson, and Bobby Dodd Coach of the Year in 2015. Was a finalist for the Maxwell Football Club, Paul "Bear" Bryant Coach of the Year award.
- Ferentz is fifth all-time with 149 overall wins as a member of the Big Ten Conference. He has 89 Big Ten wins, which ranks sixth all-time.
- Named the 2002 Associated Press and Walter Camp National Coach of the Year and AFCA Regional Coach of the Year.
- Iowa has made two BCS bowl appearances, including a 24-14 win in the 2010 FedEx Orange Bowl, and one CFP Bowl (2016).
- Iowa has played in 10 January bowl games with four January bowl victories (2004 Outback Bowl, 2005 Capital One Bowl, 2009 Outback Bowl and 2010 FedEx Orange Bowl).
- Iowa has posted a 140-80 (.636) overall mark and an 85-58 (.594) Big Ten record since 2001. Ferentz has placed in the top one-half of the conference 12 times, including Big Ten titles in 2002 and 2004, a second-place finish in 2009, and a West Division title in 2015.
- At Iowa, Ferentz holds an overall record of 149-101 (.596) and an 89-72 (.553) mark in Big Ten games. He is Iowa's all-time winningest football coach with 149 wins. In 22 seasons as a college head coach, he holds a career mark of 161-122 (.569).
- The only Division I head coach to coach three sons at the same college. Brian, an assistant coach since 2012 and Iowa's offensive coordinator, was a Hawkeye letterman from 2003-05. James was a three-year starter on the Hawkeye offensive line before graduating in May, 2013. Steven was a senior offensive lineman in 2016.

FERENTZ COACHING RECORD AT IOWA (20 YEARS)

YEAR	OVERALL	(PCT)	BIG TEN	(PCT)	BOWL
2018	6-4	.600	3-4	.429	---
2017	8-5	.615	4-5	.444	Pinstripe
2016	8-5	.615	6-3	.667	Outback
2015	12-2	.857	8-0	1.000	Rose
2014	7-6	.538	4-4	.500	TaxSlayer
2013	8-5	.615	5-3	.625	Outback
2012	4-8	.333	2-6	.250	---
2011	7-6	.538	4-4	.500	Insight
2010	8-5	.615	4-4	.500	Insight
2009	11-2	.846	6-2	.750	Orange
2008	9-4	.692	5-3	.625	Outback
2007	6-6	.500	4-4	.500	---
2006	6-7	.462	2-6	.250	Alamo
2005	7-5	.583	5-3	.625	Outback
2004	10-2	.833	7-1	.875	Capital One
2003	10-3	.769	5-3	.625	Outback
2002	11-2	.846	8-0	1.000	Orange
2001	7-5	.583	4-4	.500	Alamo
2000	3-9	.250	3-5	.375	---
1999	1-10	.091	0-8	.000	---
Overall	149-101	.596	89-72	.553	

FERENTZ BECOMES IOWA'S ALL-TIME WINNINGEST COACH, MOVES UP BIG TEN CHARTS

Head coach Kirk Ferentz (149-101) became Iowa's all-time winningest coach on Sept. 1, 2018. The Hawkeyes defeated Northern Illinois, 33-7. It was Ferentz's 144th win as Iowa's head coach, one more than his predecessor, Hayden Fry (143-89-6). Fry coached Iowa for 20 years (1979-98). Ferentz is in his 20th season.

Ferentz's 149 wins in all games coached as a member of the Big Ten Conference rank fifth in league history. Iowa has at least eight wins in three straight seasons and owns a 34-16 mark since 2015.

Ferentz has 89 Big Ten wins as Iowa's head coach. The 89 conference wins rank sixth among the conference's all-time winningest coaches in Big Ten games.

Both Ferentz (149, 89) and Fry (143, 96) rank in the top six in overall wins and Big Ten wins. Only Iowa and Michigan have two coaches ranked in the top 10 of both win categories (Bo Schembechler 194, 143; and Lloyd Carr 122, 81).

Iowa is the only school in the country to have just two head football coaches since 1979.

FERENTZ TOPS IN LONGEVITY

Kirk Ferentz is in his 20th season as Iowa's head football coach. He is the longest tenured active head coach in college football. Ferentz was named Iowa head coach on Dec. 2, 1998. Gary Patterson of TCU is No. 2 in coaching tenure. Patterson's first year with the Horned Frogs was 2001. Among Big Ten coaches, only Pat Fitzgerald (2006) and Mark Dantonio (2007) have been at their current schools for 10 seasons or more. Iowa is the only school to have just two head football coaches since 1979.

Defensive coordinator Phil Parker and strength and conditioning coach Chris Doyle are also in their 20th seasons on Iowa's staff. Defensive line coach Reese Morgan joined the staff in 1999 and is in his 19th season. Quarterbacks coach Ken O'Keefe was on Ferentz's original coaching staff before he left for the NFL following the 2011 season. He returned to Iowa in 2017 to coach Iowa's quarterbacks.

Ferentz is the only Division I coach to coach three sons. Brian Ferentz, a former Hawkeye letterman and captain (2003-05), is in his seventh season on Iowa's coaching staff. James Ferentz was a three-year starter on the Hawkeye offensive line and a team captain before graduating in 2013. Steven was an offensive lineman and letterwinner in 2015 and 2016.

HAWKEYE HISTORY

Iowa has played 1,243 games since beginning football in 1889. Iowa's overall record is 647-557-39 (.533). That includes a 404-221-16 (.643) record in home games, a 243-336-23 (.423) record in games away from Iowa City, a 327-378-25 (.465) mark in Big Ten games and a 288-186-15 (.607) record in Kinnick Stadium.



2018 BIG TEN STANDINGS

WEST DIVISION

Team	Big Ten	Pct.	Overall	Pct.
Northwestern	6-1	.857	6-4	.600
Wisconsin	4-3	.571	6-4	.600
Purdue	4-3	.571	5-5	.500
IOWA	3-4	.429	6-4	.600
Nebraska	2-5	.286	3-7	.300
Minnesota	2-5	.286	5-5	.500
Illinois	2-5	.286	4-6	.400

EAST DIVISION

Team	Big Ten	Pct.	Overall	Pct.
Michigan	7-0	1.000	9-1	.900
Ohio State	6-1	.857	9-1	.900
Michigan State	4-3	.571	6-4	.600
Penn State	4-3	.571	7-3	.700
Maryland	3-4	.429	5-5	.500
Indiana	2-5	.286	5-5	.500
Rutgers	0-7	.000	1-9	.100

NATIONAL RANKINGS

AP Poll

Nov. 11

- Alabama
- Clemson
- Notre Dame
- Michigan
- Georgia
- Oklahoma
- West Virginia
- Washington State
- Ohio State
- LSU
- UCF
- Syracuse
- Texas
- Utah State
- Florida
- Penn State
- Washington
- Iowa State
- Cincinnati
- Kentucky
- Utah
- Boston College
- Boise State
- Northwestern
- Mississippi State

Amway Coaches Poll

Nov. 11

- Alabama
- Clemson
- Notre Dame
- Michigan
- Georgia
- Oklahoma
- West Virginia
- Ohio State
- Washington State
- LSU
- UCF
- Syracuse
- Utah State
- Texas
- Penn State
- Florida
- Washington
- Iowa State
- Utah
- Cincinnati
- Kentucky
- Boston College
- Mississippi State
- Boise State
- UAB

HAWKEYES IN THE POLLS

Date	AP	CP	S16	CFP
Pre.	RV	RV	NR	NR
9/4	RV	RV	NR	NR
9/9	RV	RV	NR	NR
9/16	RV	RV	NR	NR
9/23	RV	RV	NR	NR
9/30	RV	RV	NR	NR
10/7	RV	RV	NR	NR
10/14	19	22	RV	NR
10/21	18	18	RV	NR
10/28	19	18	RV	16
11/4	RV	RV	NR	21
11/11	RV	NR	RV	NR

AP=Associated Press; CP=Coaches;
S16=Super 16; CFP=College Football Poll

TE NOAH FANT

TE Noah Fant has 18 career touchdown receptions, more than any other tight end in program history and enough for fourth all-time in program history. The 18 touchdown receptions rank third all-time in Big Ten history by a tight end (Jacob Pedersen, Wisconsin). Fant has a team-high six touchdowns in 2018, tied for eighth in the Big Ten. His 35 receptions are a single-season career high, and his 65-yard reception at Purdue is Iowa's longest play this season.

Fant had two touchdown receptions against No. 18 Wisconsin in Week 4. It was the fourth multi-touchdown game of his career. Since 2000, the only Big Ten tight ends with four multi-touchdown games are Fant (4) and former Penn State TE Mike Gesicki (4).

Seventeen of Fant's touchdown receptions have come from QB Nate Stanley. His first career touchdown reception came from QB C.J. Beathard (5 yards, at Purdue on Oct. 15, 2016).

His 18 career touchdowns have come from near and far, listed in chronological order: 5, 2, 27, 23, 7, 45, 25, 3, 6, 4, 69, 8, 1, 5, 20, 1, 5, 28.

Fant had 102 yards receiving at Indiana in Week 6. It was his second career 100-yard receiving game (Nebraska, 2017).

Fant was one of 10 conference players named to the Big Ten Preseason Honors List. He had 30 receptions last season, including a team-high 11 touchdowns, tied for most in the country among FBS tight ends and the most by a Hawkeye since Marvin McNutt caught 12 touchdown passes in 2012. Fant led Iowa and all FBS tight ends with 16.5 yards per catch in 2017.

TE T.J. HOCKENSON

TE T.J. Hockenson has hauled in a team-high 615 receiving yards on 39 catches, both career highs. The 39 receptions ties WR Nick Easley for the team lead. Hockenson also has a career-high four touchdowns, one more than he had as a freshman in 2017.

Hockenson added a rushing touchdown to his career stats at Minnesota, taking a direct snap on a fake field goal and rushing four yards for the score. Hockenson has led or shared the team lead in receptions in Weeks 1, 2, 4, 6, and 9. His 15.8 yards per reception rank second on the team (Smith-Marquette 18).

Hockenson and TE Noah Fant have combined for 1,068 receiving yards on 74 catches, including 10 receiving touchdowns.

KICKING THE TRAVEL BUG

Iowa averages 37.5 points per game in four road contests (2-2). The Hawkeyes scored 40 points or more in their first two road games, both victories.

The Hawkeyes put up 48 points at Minnesota Week 5 and 42 points at Indiana Week 6. The 40-plus points scored at Minnesota and Indiana marked the first time in program history Iowa has scored 40 points or more in consecutive road Big Ten games in the same season.

Iowa scored 24 points at Penn State, though none came from an offensive set. The Hawkeyes recorded two safeties, kicked two field goals, returned one interception for a touchdown, and scored one touchdown via special teams (fake field goal).

Iowa scored 36 points in a 38-36 loss at Purdue. The 36 points scored were the most by Iowa in a loss since 2011 (44-41 at Iowa State, 3OT), and the most ever in a game that ended in regulation.



2018 STATISTICAL COMPARISON

	IOWA	ILLINOIS
Scoring Average	28.4	29.6
Scoring Defense	18.1	38.6
Rushing Yards	147.5	262.8
Passing Yards	238.2	162.5
Total Offense	385.7	425.3
Rushing Defense	96.0	247.9
Passing Defense	189.9	285.0
Defense	285.9	532.9
Punt Return Average	8.3	3.5
KO Return Average	28.5	17.0
Turnover Margin	+4	0

PRONUNCIATION GUIDE

Head Coach Kirk Ferentz	FAIR-ints
Asst. Coach Brian Ferentz	FAIR-ints
Asst. Coach Tim Polasek	PAWL-uh-seck
Ben Campos	CAMP-os
Djimon Colbert	JYE-mun
Dallas Craddieth	CRAD-ith
Trey Creamer	CREAM-ir
A.J. Epenesa	EPP-uh-NESS-uh
Henry Geil	GILE
Ryan Gersonde	gir-SAUN-day
Jake Gervase	JIR-voss
Kyle Groeneweg	GROWN-uh-weg
Parker Hesse	HESS-ee
Alaric Jackson	AH-lair-ick
Dalles Jacobus	DALLAS juh-COE-bus
Connor Kapisak	KAP-uh-sak
Jack Koerner	KERN-ir
Tommy Kujawa	KOO-yah-vuh
Henry Marchese	mar-CASE
Kaevon Merriweather	KAY-vohn
John Milani	muh-LON-ee
Nick Niemann	KNEE-mun
Daviyon Nixon	DAVE-ee-un
Michael Ojemudia	oh-jay-MOO-dee-uh
Turner Pallissard	PAL-is-ard
Spencer Petras	PEE-tris
Monte Pottebaum	POT-uh-bomb
Nico Ragaini	ruh-GAIN-ee
Colten Rastatter	RASS-tet-ir
Miguel Recinos	muh-GEL ray-SEE-nos
Brady Reiff	REEF
Kyler Schott	SHOT
Austin Schulte	SHUL-tee
Ihmir Smith-Marsette	AH-meer Smith MAR-set
Austin Spiewak	SPEE-wack
Ben Subbert	SUE-birt
Jackson Subbert	SUE-birt
Nate Vejvoda	vay-VO-duh
Nate Wieting	WHEAT-ing

THE SERIES

Saturday will be the 74th meeting between Iowa and Illinois. Iowa trails the all-time series, 33-38-2, but the Hawkeyes have won 12 of the last 15 meetings, nine of the last 10, and four in a row. Iowa is 14-20 all-time in games played in Champaign, but have won its last two visits. Illinois' last win in the series was a 27-24 victory in Champaign in 2008. Here are the series results:

11/30/1899	W	58-0	11/20/1971	L	0-31
*11/09/1901	L	0-27	*11/25/1972	W	15-14
11/27/1902	L	0-80	10/27/1973	L	0-50
*11/21/1903	W	12-0	*10/26/1974	W	14-12
11/19/1904	L	0-29	*9/11/1975	L	12-27
*11/09/1907	W	25-12	9/11/1976	L	6-24
11/07/1908	L	0-22	10/06/1979	W	13-7
*10/26/1918	L	0-19	*10/11/1980	L	14-20
10/18/1919	L	7-9	10/31/1981	L	
10/23/1920	L	3-20	7-24*10/30/1982	W	14-13
*10/15/1921	W	14-2	10/01/1983	L	0-33
10/21/1922	W	8-7	*9/29/1984	W	21-16
*10/20/1923	L	6-9	*11/09/1985	W	59-0
11/01/1924	L	0-36	11/08/1986	L	16-20
*10/17/1925	W	12-10	*11/04/1989	L	7-31
10/16/1926	L	6-13	11/03/1990	W	54-28
*11/05/1927	L	0-14	*10/19/1991	W	24-21
*10/20/1929	T	7-7	10/17/1992	W	24-14
10/26/1935	W	19-0	*10/16/1993	L	3-49
*10/17/1936	T	0-0	10/15/1994	L	7-47
*11/23/1940	W	18-7	*11/04/1995	L	7-26
11/08/1941	W	21-0	11/02/1996	W	31-21
*10/17/1942	L	7-12	*9/27/1997	W	38-10
*11/06/1943	L	10-19	9/26/1998	W	37-14
10/14/1944	L	6-40	*11/06/1999	L	24-40
11/10/1945	L	7-48	10/14/2000	L	0-31
*11/02/1946	L	0-7	*11/01/2003	W	41-10
*10/04/1947	L	12-35	10/30/2004	W	23-13
11/06/1948	L	0-14	*10/01/2005	W	35-7
*10/08/1949	L	14-20	9/23/2006	W	24-7
*11/11/1950	L	7-21	*10/13/2007	W	10-6
11/10/1951	L	13-40	11/1/2008	L	24-27
*11/08/1952	L	13-33	11/15/2014	W	30-14
*11/25/1967	L	19-21	*10/10/2015	W	29-20
11/23/1968	W	37-13	11/19/2016	W	28-0
11/22/1969	W	40-0	*10/7/2017	W	46-16
*11/21/1970	W	22-16			

LAST MEETING: Iowa 45, Illinois 16 (Oct. 7, 2017 – Iowa City, Iowa)

Iowa scored 35 of the game's final 38 points in a 45-16 rout over Illinois on Homecoming inside Kinnick Stadium.

QB Nate Stanley threw three touchdowns, while RB Akrum Wadley scored two touchdowns (one rush, one receiving) to spark the Hawkeye offense.

Illinois led 13-10 after Chase McLaughlin's second of three field goals with 2:49 left in the second quarter. A fake punt on Iowa's ensuing offensive possession ultimately ended with a Wadley 2-yard scoring reception with eight seconds remaining in the first half.

Midway through the third period, a Fighting Illini scoring threat was thwarted when FS Brandon Snyder returned an interception 89 yards for a touchdown. Snyder's return tied Shaun Prater for the sixth longest interception return in school history.



HAWKEYE FOOTBALL BY THE NUMBERS

149	Ferentz's career win total as Iowa's head coach, becoming Iowa's all-time winningest football coach
100	Ferentz became the 12th coach to win 100 games at a Big Ten school (at MSU, 19-16 2OT, 10/13/12)
66	NFL Draft picks under Kirk Ferentz
62	Calvin Jones' retired number, one of two in school history
44	Hawkeyes who have played in the Super Bowl
31	Bowl games (15-15-1)
29	All-America honors under Ferentz
27	Players have combined to earn Academic All-America honors
25	Consensus All-Americans (10 under Kirk Ferentz)
24	Heisman Trophy winner (1939) Nile Kinnick's retired number
23	Times finished a season ranked
15	Bowl wins, CFB Hall of Famers
16	First or second round NFL draft picks under Kirk Ferentz
12	School record 12 wins in 2015
11	Big Ten Championships
9	Former players recognized on Kinnick Stadium Wall of Honor
8	Players under Ferentz who have won national awards
7	Bowl wins under Kirk Ferentz
5	Five times finished the year ranked in top 10 over the past 13 seasons
4	Kirk Ferentz has been named B1G Coach of the Year
3	Three times won 11 games or more under Kirk Ferentz (2002, 2009, 2015)

ON THE AVERAGE

DOWN	PLAYS	AVG.
First Down	304	4.7
Second Down	234	5.2
Third Down	155	7.3
Fourth Down	20	4.1

IOWA BY QUARTERS

QUARTER	IOWA	OPPONENTS
First	57	34
Second	76	41
Third	91	51
Fourth	60	55
OT	0	0

POINTS OFF TURNOVERS

	T/O Gained	Pts Scored
Iowa	19	51
Opponents	15	56

Iowa reached the end zone three more times in the fourth quarter. WR Matt Vandenberg caught a 39-yard touchdown pass, RB Ivory Kelly-Martin had a 3-yard score, and Wadley crossed the goal line from 18 yards away.

Wadley finished the contest with a game-best 129 all-purpose yards, including 115 rushing yards. Stanley completed 17-of-32 passes for 247 yards. WR Nick Easley equaled a personal best with seven receptions for 59 yards and a touchdown.

Iowa's defense collected four takeaways; interceptions by FS Geno Stone, SS Amani Hooker and SS Snyder, and a LB Ben Niemann fumble recovery. LB Josey Jewell and LB Bo Bower tied for the team lead with 10 tackles each.

RECEIVERS COME ALIVE AT MINNESOTA

WR Nick Easley, WR Brandon Smith, and WR Ihmir Smith-Marsette combined for 14 catches, 198 yards, and two touchdowns in Iowa's 48-31 win at Minnesota in Week 5. The trio entered the game with a combined 24 catches, 311 yards receiving, and one touchdown).

WR Nick Easley had a team-high six receptions (52 yards, 1 touchdown).

Smith-Marsette finished the game with three catches for a career-high 78 yards. His 60-yard touchdown reception was a career-long. Smith-Marsette added two kickoff returns for 83 yards.

Brandon Smith set career highs in receptions (5) and receiving yards (68). He entered the game with five catches for 78 yards.

RUNNING BACK BY COMMITTEE

Iowa's three primary running backs – Ivory Kelly-Martin, Mekhi Sargent, Toren Young – have combined for 302 carries, 1,275 rushing yards and 10 rushing touchdowns, six by Sargent, two each by Young and Kelly-Martin.

The sophomore trio has shared the workload equally. Sargent has 36.1 percent of the carries (109), Young has 33.4 percent of the carries (101), and Kelly-Martin has 30.5 percent of the carries (92).

Iowa had a different running back rush for a career high in yards in Weeks 6-8. Sargent set career bests in carries (16) and yards (91) Week 8 at Penn State. Kelly-Martin rushed for a career-high 98 yards Week 7 against Maryland, and Young rushed for a career-best 96 yards Week 6 at Indiana.

Sargent leads the team with 109 carries and has a team-best six rushing touchdowns. His 454 rushing yards rank second in the team. He had two 1-yard rushing scores and a career-high four receptions (33 yards) in Week 9 at Purdue.

Young leads the team with 480 rushing yards on 101 carries. He hauled in his first career touchdown reception at Indiana. Kelly-Martin has 341 rushing yards on 92 carries, both rank third on the team.

Kelly-Martin entered the season on top of the depth chart, but missed Weeks 2, 3, and 6 due to injury. He returned to the starting lineup Week 7 against Maryland and set career highs in attempts (24) and yards (98).

The Hawkeye do not have a junior or senior among the position group. Running backs coach Derrick Foster is in his first season on Iowa's staff in charge of a position group that graduated 75 percent of its rushing yards in 2017, and entered 2018 with one combined career start (Toren Young).

Iowa graduated running backs Akrum Wadley (1,109 yards) and James Butler (396 yards) in 2017. The duo combined for 1,505 rushing yards in 2017.

A STONE'S THROW AWAY

The Hawkeyes have 14 interceptions in 2018, tied for second in the Big Ten. Iowa has 12 interceptions over the last six games. The Hawkeyes had four interceptions in Week 5 at Minnesota, a pair of picks at Indiana in Week 6, one theft in Week 7 against Maryland, a pick-six at Penn State in Week 8, two interceptions Week 9 at Purdue, and two interceptions Week 10 against Northwestern.

Iowa had two interceptions in the first four games of the season, but has 12 thefts since SS Geno Stone entered the starting lineup and Amani Hooker moved from safety to



CAREER RECEIVING TOUCHDOWNS

	Name	TDs	Years
1.	Marvin McNutt, WR	28	2008-11
2.	Danan Hughes, WR	21	1989-92
	Tim Dwight, WR	21	1994-97
4.	Noah Fant, TE	18	2016-pr.
5.	Derrell Johnson-Koulianos, WR	17	2007-10
6.	Ed Hinkel, WR	16	2002-05
	Robert Smith, WR	16	1983-86
8.	Kahlil Hill, WR	15	1998-01
	Maurice Brown, WR	15	2000-03
10.	Clinton Solomon, WR	14	2002-05

ALL-TIME TOUCHDOWN RECEPTIONS
BIG TEN TIGHT ENDS

	Name	TDs	Years
1.	Dave Young (Purdue)	27	1978-80
2.	Josiah Price (MSU)	21	2013-16
3.	Noah Fant (Iowa)	18	2016-pr.
4.	Jacob Pederson (Wisconsin)	17	2010-13
5.	Dustin Keller (Purdue)	16	2004-07
	Garrett Graham (Wisconsin)	16	2007-09

IOWA IN OVERTIME

Iowa holds a 7-5 record in overtime games. Iowa won its first overtime contest, defeating Penn State 26-23 on Nov. 4, 2000, in State College, Pa. The Hawkeyes are 3-4 in single overtime, 3-0 in double overtime and 1-1 in triple overtime. Iowa is 2-2 in overtime in Kinnick Stadium and 5-3 in overtime road games. Following are Iowa's overtime games:

Date	Result	OT's	Opponent
11/4/00	W, 26-23	Double	at Penn State
9/28/02	W, 42-35	Single	at Penn State
10/22/05	L, 23-20	Single	vs. Michigan
9/09/06	W, 20-13	Triple	at Syracuse
10/27/07	W, 34-27	Double	vs. Michigan St.
11/14/09	L, 27-24	Single	at Ohio State
9/10/11	L, 44-41	Triple	at Iowa State
10/13/12	W, 19-16	Double	at Michigan St.
10/26/13	W, 17-10	Single	vs. Northwestern
11/28/14	L, 37-34	Single	vs. Nebraska
9/9/17	W, 44-41	Single	at Iowa State
10/21/17	L, 17-10	Single	at Northwestern

outside linebacker.

Stone leads with four interceptions (tied for second in the Big Ten). Three of the four thefts have been in the fourth quarter. He intercepted Trace McSorley on the Penn State 24-yard line and returned it for a touchdown in Week 8. He intercepted Minnesota inside the five-yard line on Minnesota's final play of the game, and had a fourth quarter interception against Indiana in the end zone. He has started at strong safety Weeks 5-10, his first career starts.

Hooker has three interceptions this season. He had one interception in the season opener, starting at strong safety. He moved to outside linebacker Week 5, and has added two more interceptions. First against Maryland in Week 7, and nearly grabbing a pick-six Week 9 at Purdue (touchdown called back due to a holding penalty on the return).

True freshman DB Riley Moss and true freshman DB Julius Brents both recorded interceptions in their first career starts at Minnesota. Moss had two interceptions for 36 yards. Brents intercepted one pass (0 yards).

The Hawkeyes led the nation with 21 interceptions in 2017. The Hawkeyes return nine of the 21 thefts, led by safeties Jake Gervase (3) and Amani Hooker (2). DE Parker Hesse, Stone, LB Kristian Welch, and DL Brady Reiff also recorded interceptions last season. Iowa lost the nation's leader in interceptions, Josh Jackson (8), and Big Ten Defensive Player of the Year, Josey Jewell (2), to the NFL. Both players were consensus All-Americans.

Iowa has at least one interception return for a touchdown in each of the last 11 seasons, and 16 of the last 18 seasons.

DE Anthony Nelson recovered a fumble for a touchdown Week 7 against Maryland, marking the 11th straight season Iowa has scored a defensive touchdown.

NEW FACES IN THE CROWD

The 2018 season is the first in Kirk Ferentz's 20 years that the Hawkeyes opened the season without a linebacker with a single career start. Iowa has used five different starting linebacker combinations this season.

SS Amani Hooker made his first career start at outside linebacker Week 5 at Minnesota, the first of his six consecutive starts at the position. Hooker is the sixth Hawkeye to start at the linebacker position this season. The others include first-time starters LB Djimon Colbert, LB Jack Hockaday, LB Amani Jones, LB Nick Niemann, and LB Kristian Welch.

The five linebackers (not including Hooker) entered the season with a combined 40 career tackles, 832 fewer career tackles than Iowa's three starting linebackers in 2017 (Josey Jewell 437; Bo Bower, 234; Ben Niemann, 201).

The last time Ferentz had this little starting experience at the linebacker position was in 2014. That year, Quinton Alston, Bo Bower, and Reggie Spearman were Iowa's starting linebackers in the season opener. Only Alston had a previous career start (2012 at Michigan).

In Ferentz's first season in 1999, the opening day starting linebackers -- LeVar Woods, Aaron Kampman, and Derrick Davison had two career starts combined. Both starts belonged to Kampman, who started the final two games in 1998.

CAREER 100-YARD PERFORMANCES | 2018 HAWKEYES

T.J. HOCKENSON (2)

DATE	OPP	REC.	YDS.	TDs	LONG
10/13/18	at Indiana	4	107	2	54
9/22/18	vs. Wisconsin	3	125	0	46

NICK EASLEY (1)

DATE	OPP	REC.	YDS.	TDs	LONG
9/15/18	vs. Northern Iowa	10	103	1	23

NOAH FANT (2)

DATE	OPP	REC.	YDS.	TDs	LONG
10/13/18	at Indiana	4	102	1	58
11/24/17	at Nebraska	3	116	2	68



2018 IOWA STATISTICS

INDIVIDUAL	CATEGORY	STATS	BIG TEN	NCAA
Ihmir Smith-Marsette	Kickoff Returns	31.9	1	2
Chauncey Golston	Fumbles Recovered	2	2	16
Geno Stone	Interceptions Per Game	0.4	2	11
Nathan Stanley	Passing TDs	18	2	29
Geno Stone	Total Interceptions	4	2	7
Ihmir Smith-Marsette	Yards per Reception	18	2	29
Miguel Recinos	Field Goals Per Game	1.4	3	23
Ihmir Smith-Marsette	Combined Kick Returns	478	4	26
Kyle Groeneweg	Punt Returns	7.8	4	39
Nathan Stanley	Passing Yards	2,308	5	37
A.J. Epenesa	Sacks	0.7	5	31
Miguel Recinos	Scoring	7.4	5	54
Nathan Stanley	Completions Per Game	18.5	6	45
Miguel Recinos	Field Goal Percentage	0.778	6	36
Nathan Stanley	Passing Efficiency	133.2	6	68
Nathan Stanley	Passing Yards Per Game	230.8	6	45
Nathan Stanley	Total Offense	231.8	6	62
Nathan Stanley	Yards per Pass Attempt	7.28	6	67
Nathan Stanley	Completion Percentage	0.584	7	74
Nathan Stanley	Points Responsible For	114	7	51
Noah Fant	Receiving TDs	6	8	58
T.J. Hockenson	Receiving Yards	615	8	82
T.J. Hockenson	Receiving Yards Per Game	61.5	8	92
Toren Young	Rush Yards Per Carry	4.75	11	100
Ihmir Smith-Marsette	All Purpose	96.33	12	100
Mekhi Sargent	Rushing TDs	6	13	102
Toren Young	Rushing Yards Per Game	48	15	158
Toren Young	Rushing Yards	480	17	154
Jake Gervase	Total Tackles	6.5	20	202

TEAM	STAT	BIG TEN	NCAA
Kickoff Returns	28.45	1	3
Sacks Allowed	1.1	1	12
4th Down Conversion Pct	0.65	2	22
4th Down Conversion Pct Defense	0.385	2	18
First Downs Defense	164	2	13
Passes Intercepted	14	2	6
Rushing Defense	96	2	6
Scoring Defense	18.1	2	13
Time of Possession	33:19	2	10
Total Defense	285.9	2	10
Turnovers Gained	19	2	16
3rd Down Conversion Pct	0.452	3	23
Defensive TDs	2	3	22
Kickoff Return Defense	17	3	13
Red Zone Defense	0.783	3	29
Tackles for Loss Allowed	4.4	3	14
Team Sacks	2.8	3	23
Passing Yards Allowed	189.9	4	27
Turnovers Lost	15	4	68
Fewest Penalties	58	5	51
Fewest Penalties Per Game	5.8	5	50
Fewest Penalty Yards	504	5	46
Fewest Penalty Yards Per Game	50.4	5	45
Passes Had Intercepted	9	5	78
Passing Yards per Completion	12.54	5	55
Punt Return Defense	5.33	5	29
Team Passing Efficiency Defense	119.97	5	38
Turnover Margin	0.4	5	32
Fumbles Lost	6	6	47
Passing Offense	238.2	6	62
Team Passing Efficiency	133.37	6	71
Completion Percentage	0.583	7	83
Punt Returns	8.33	7	75
3rd Down Conversion Pct Defense	0.371	8	50
Red Zone Offense	0.857	8	55
Fumbles Recovered	5	9	88
Team Tackles for Loss	5	9	99
First Downs Offense	205	10	75
Scoring Offense	28.4	10	71
Total Offense (129 ranked)	385.7	10	82
Rushing Offense (129 ranked)	147.5	11	89

BIG TEN PERFECTION

University of Iowa head coach Kirk Ferentz has twice navigated the Big Ten regular season schedule with an undefeated record. The Hawkeyes were 8-0 in 2002 and shared the Big Ten championship with Ohio State. The Hawkeyes were 8-0 in 2015, winning the Big Ten West Division title.

Since 1954, when the conference schedule expanded to seven games, only six Big Ten coaches, including Ferentz, have multiple undefeated Big Ten seasons.

<u>Coach (School)</u>	<u>Record</u>	<u>Year</u>
Duffy Daugherty (MSU)	7-0	1965
Duffy Daugherty (MSU)	7-0	1966
Kirk Ferentz (Iowa)	8-0	2002
Kirk Ferentz (Iowa)	8-0	2015
Woody Hayes (OSU)	7-0	1954
Woody Hayes (OSU)	7-0	1957
Woody Hayes (OSU)	7-0	1968
Woody Hayes (OSU)	7-0	1970
Woody Hayes (OSU)	8-0	1975
Urban Meyer (OSU)	8-0	2012
Urban Meyer (OSU)	8-0	2013
Urban Meyer (OSU)	8-0	2014
Bo Schembechler (Michigan)	8-0	1971
Bo Schembechler (Michigan)	8-0	1980
Bo Schembechler (Michigan)	8-0	1989
Jim Tressel (OSU)	8-0	2002
Jim Tressel (OSU)	8-0	2006

SPREAD THE WEALTH

For just the second time in school history, five Hawkeyes had a receiving touchdown in a single game (at Indiana). QB Nate Stanley threw a career-best six touchdowns against the Hoosiers, to five different players (Hockenson x2, Fant, Easley, Young, Kelly).

The only other time five different players had a receiving touchdowns in a single game was the 1984 Freedom Bowl – QB Chuck Long threw six touchdowns to five different players (Hayes x2, Smith, Happel, Helverson, Flagg).

In addition to combining for three receiving touchdowns against the Hoosiers, TE Noah Fant (4-102) and TE T.J. Hockenson (4-107) both had 100-yard receiving games Week 6 at Indiana. It is the first time two Hawkeyes had 100 yards receiving in the same game since 2011 (vs. Pitt: K. Davis 10-129, M. McNutt 8-112).

STANLEY EARNS CONFERENCE AND NATIONAL RECOGNITION

QB Nate Stanley earned recognition from five Big Ten and national organizations following Iowa's 42-16 win at Indiana on Oct. 13. He was named Big Ten Conference Co-Offensive Player of the Week, Big Ten Offensive Player of the Week by collegesportsmadness.com, Walter Camp national Offensive Player of the Week, CFPA National Player of the Week, and national Quarterback of the Week by Davey O'Brien Award and Manning awards.

Stanley completed 21-of-32 pass attempts against Indiana for 320 yards and six touchdowns. The scoring strikes covered 9, 28, 12, 11, 54, and 4 yards, and included five different receivers.

The six touchdowns tie Chuck Long for the second most in single-game history at Iowa. Long twice threw six touchdowns in a game, while the school record is seven (Chuck Hartlieb versus



CAREER PASSING TOUCHDOWNS

	Name	Career	Years	Single-Season
1.	Chuck Long	74	1981-85	27-1985
2.	Drew Tate	61	2003-06	22-2005
3.	Ricky Stanzi	56	2007-10	25-2010
4.	Nate Stanley	44	2016-pr.	26-2017
5.	Matt Sherman	43	1994-97	14-1995

CAREER PASSING YARDS

	Name	Yards	Years
1.	Chuck Long	10,461	1981-85
2.	Drew Tate	8,292	2003-06
3.	Ricky Stanzi	7,377	2007-10
4.	Chuck Hartlieb	6,934	1986-88
5.	Matt Rodgers	6,725	1988-91
6.	Matt Sherman	6,399	1994-97
7.	James Vandenberg	5,786	2009-12
8.	C.J. Beathard	5,562	2013-16
9.	Jake Rudock	4,819	2012-14
10.	Nate Stanley	4,807	2016-pr.

CAREER SCORING

	Name	Points	Years
1.	Nate Kaeding	373	2000-03
2.	Mike Meyer	324	2010-13
3.	Rob Houghtlin	290	1985-87
4.	Tom Nichol	277	1981-84
5.	Kyle Schlicher	260	2004-06
6.	Tavian Banks	218	1994-97
	Zach Bromert	218	1995-98
8.	Sedrick Shaw	214	1993-96
	Jeff Skillett	214	1988-91
10.	Akrum Wadley	210	2014-17
15.	David Hudson	166	1985-88
16.	Marvin McNutt, Jr.	168	2008-11
17.	Ladell Betts	162	1998-11
18.	Daniel Murray	158	2007-10
19.	Miguel Recinos	156	2015-18

CAREER TOTAL OFFENSE

	Name	Rush	Pass	Yards
1.	Chuck Long	(-207)	10,461	10,254
2.	Drew Tate	135	8,292	8,427
3.	Ricky Stanzi	(-4)	7,377	7,373
4.	Matt Rodgers	130	6,725	6,855
5.	Chuck Hartlieb	(-364)	6,934	6,570
6.	C.J. Beathard	429	5,562	5,991
7.	Matt Sherman	(-451)	6,399	5,948
8.	James Vandenberg	67	5,786	5,853
9.	Jake Rudock	394	4,819	5,213
10.	Nate Stanley	(-105)	4,807	4,702

Northwestern, 1987).

Stanley threw 14 touchdowns between Weeks 3-6, which tied for the most ever over a four-game stretch in school history (Long, 1985).

NELSON EARNS B1G PLAYER OF THE WEEK HONORS

DE Anthony Nelson was named Defensive Player of the Week following a three-sack performance in Iowa's 48-31 win at Minnesota on Oct. 6. The honor marks the second time Nelson has been recognized by the Big Ten. He was named Freshman of the Week for his play in a 2016 win over Miami, Ohio.

Nelson matched his career-high with three sacks at Minnesota, all in the first half. He School recorded four solo tackles and one assist in the contest; the Hawkeyes recorded five total sacks and held Minnesota to 86 net rushing yards. He also collected three sacks versus Miami, Ohio, as a redshirt freshman.

Nelson is the second Hawkeye to earn Defensive Player of the Week honors this season, as sophomore defensive end A.J. Epenesa was the co-recipient following Iowa's win over Iowa State.

EPENESA NAMED B1G CO-DEFENSIVE PLAYER OF THE WEEK

DE A.J. Epenesa was named Big Ten Conference Co-Defensive Player of the Week following Iowa's 13-3 win over Iowa State in the Iowa Corn Cy-Hawk Series on Sept. 8. Epenesa was also named the league's defensive Player of the Week by College Sports Madness.

The Big Ten honor was the first of Epenesa's career. The native of Glen Carbon, Illinois (Edwardsville HS), recorded a career-best two sacks against Iowa State, causing a fourth quarter fumble that was recovered by teammate Chauncey Golston. Epenesa had five tackles in the game, and added a pass break-up.

MOSS EARNS B1G FRESHMAN OF THE WEEK HONOR

DB Riley Moss was named Freshman of the Week after recording a pair of interceptions in Iowa's 48-31 win at Minnesota on Oct. 6. The conference weekly honor is the first of his career.

Moss joined the Hawkeye program as a walk-on from Centennial High School in Ankeny, Iowa, and played primarily on special teams in Iowa's first four games. Moss started for the first time at Minnesota and responded with four solo tackles and one assist, to go with two interceptions. He collected his first career theft in the end zone late in the second period. His second interception and 36-yard return led to a Hawkeye field goal and a 41-24 advantage in the fourth quarter.

TRUE FRESHMEN STARTERS SINCE 1999

Since 1999, Kirk Ferentz's first year as Iowa head coach, 24 true freshmen have started for the Hawkeyes.

2018 Riley Moss, CB (5 games)	2010 Marcus Coker, RB (2 Games)
2018 Julius Brents, CB (5 games)	2010 James Morris, LB (4 Games)
2017 Matt Hankins, FS (2 games)	2009 Brandon Wegher, RB (2 Games)
2017 Ihmir Smith-Marsette, WR (3 games)	2007 Bryan Bulaga, LG (5 games)
2017 Tristan Wirfs, OL (7 RT, 1 LT)	2006 Dominique Douglas, WR (11 Games)
2016 Manny Rugamba, CB (3 Games)	2006 A.J. Edds, LB (1 Game)
2015 Jerminic Smith, WR (2 Games)	2003 Mike Jones, LG (7 Games)
2015 James Daniels, LG (2 Games)	2003 Champ Davis, FB (1 Game)
2013 Matt VandeBerg, WR (2 Games)	2000 Benny Sapp, CB (8 Games)
2013 Desmond King, CB (12 Games)	2000 Bob Sanders, SS (4 Games)
2012 Greg Garmon, RB (1 Game)	2000 Jonathan Babineaux, FB (3 Games)
2011 Jordan Canzeri, RB (1 Game)	1999 Fred Barr, LB (6 Games)



OVERALL WINS (all games played as member of B1G)

	Coch, Team	Wins	Seasons	Years
1.	Woody Hayes, OSU	205	28	1951-78
2.	Amos Alonzo Stagg, CHI	199	37	1896-32
3.	Bo Schembechler, MICH	194	21	1969-89
4.	Joe Paterno, PSU	162	19	1993-11
5.	Kirk Ferentz, IOWA	149	20	1999-pr.
6.	Hayden Fry, IOWA	143	20	1979-98
7.	Henry Williams, MINN	136	22	1900-21
8.	Robert Zuppke, ILL	131	29	1913-41
9.	Lloyd Carr, MICH	122	13	1995-07
10.	Barry Alvarez, WIS	119	18	1990-05

BIG TEN CONFERENCE WINS

	Coch, Team	Wins	Seasons	Years
1.	Woody Hayes, OSU	153	28	1951-78
2.	Bo Schembechler, MICH	143	21	1969-89
3.	Amos Alonzo Stagg, CHI	115	37	1896-32
4.	Hayden Fry, IOWA	96	20	1979-98
5.	Joe Paterno, PSU	95	19	1993-11
6.	Kirk Ferentz, IOWA	89	19	1999-pr.
7.	Lloyd Carr, MICH	81	13	1995-07
8.	Robert Zuppke, ILL	76	29	1913-41
9.	Duffy Daugherty, MSU	72	19	1954-72
10.	John Cooper	70	13	1988-00

HAWKEYES UNDER FERENTZ

Overall	149-101
vs. ranked teams	26-43
vs. unranked teams	122-58
vs. Big Ten teams	89-73
vs. Big Ten teams (home).....	49-28
vs. Big Ten teams (away).....	40-44
vs. Big Ten teams (neutral)	0-1
When rushing for 150 yards or more	96-17
When rushing for 200 yards or more	60-6
When passing for 250 yards or more	45-23
When passing for 300 yards or more	14-8
When Iowa player rushes for 100 yards	86-25
When opponent has 100-yard rusher	21-45
When opponent has 300-yard passer	16-13
When scoring 30 points or more.....	83-9
When scoring 20 points or more.....	113-41
When opponent scores 25 points or more.....	18-62
When holding opponent to 10 pts or less	58-1
When Iowa scores first	111-33
When Iowa leads at halftime.....	120-26
When Iowa trails at halftime	22-70
When game is tied at halftime	8-5
When Iowa leads after 3 quarters	126-18
When Iowa trails after 3 quarters.....	16-77
When game is tied after 3 quarters.....	7-6
Games decided by 11 points or more	88-35
Games decided by 10 points or less	51-56
Games decided by 7 points or less	39-51
Games decided by 3 points or less	18-32
When Iowa has a positive turnover margin ...	88-23
When opponent has a positive turnover margin ...	23-55
When the turnover margin is equal	34-22
When returning a punt/kickoff for a score	9-6
Overtime games	7-5
When temperature is 50 degrees or above.....	102-73
When temperature is below 50 degrees	44-25
When temperature is over 90 degrees.....	4-4
When raining:.....	11-9

BIG TEN BOWL GAMES SINCE 2001

The Hawkeyes won their sixth game of the season Oct. 20 against Maryland to become bowl eligible for the 17th time in the last 18 seasons. Iowa has posted a 7-8 bowl record under head coach Kirk Ferentz, most recently defeating Boston College, 27-20, at the 2017 Pinstripe Bowl. Since the 2001 season, only Ohio State and Wisconsin have won more bowl games (including the FBS championship game), than Iowa. The following is the record for Big Ten teams in bowl games since 2001:

Team	Record	Pct.	Team	Record	Pct.
Ohio State	9-7	.563	Maryland	5-5	.500
Wisconsin	8-8	.500	Minnesota	5-7	.417
IOWA	7-8	.467	Purdue	4-5	.445
Penn State	7-7	.500	Michigan	4-10	.286
Rutgers	6-3	.667	Northwestern	3-7	.300
Michigan State	6-6	.500	Illinois	2-3	.400
Nebraska	6-8	.429	Indiana	0-3	.000

IOWA LEADERSHIP GROUP

The University of Iowa football program has 12 players among its 2018 Leadership Group. The group includes six seniors, five juniors, and one sophomore. The Leadership Group votes on the weekly game day captains, is involved in team decision-making throughout the season, and provides feedback to the head coach. Players were selected by team vote.

The group consists of seniors WR Nick Easley, DB Jake Gervase, DE Parker Hesse, LB Aaron Mends, DL Matt Nelson, and OL Keegan Renders, juniors DB Amani Hooker, LB Amani Jones, DL Anthony Nelson, FB Brady Ross, and QB Nate Stanley, and sophomore RB Toren Young.

BACK ON CAMPUS

Four former players are on the University of Iowa football staff in 2018. Brian Ferentz, a three-year letterman from 2003-05, is in his seventh year on staff, his second as offensive coordinator.

LeVar Woods, a three-year letterman from 1998-2000, enters his 11th year on the Iowa staff. Woods was named Special Teams Coordinator in 2017. He coached tight ends from 2015-17 and linebackers from 2012-14. He rejoined the program as an administrative assistant in 2008.

Kelvin Bell joined the Iowa program as a defensive lineman in 2000, but had his career cut short due to injury. He returned to the program as a graduate assistant and served as director of on-campus recruiting from 2012-13, before being named recruiting coordinator and defensive assistant coach in February, 2016.

Broderick Binns, a four-year letterman from 2008-11, was named director of player development in April, 2016. Binns previously served as a graduate assistant in 2014 and 2015, working with Hawkeye special teams.



CAPTAINS BY WEEK

Northern Illinois	____	Gervase, Hesse, Ross, Stanley
Iowa State	____	Hesse, Render, Ross, Stanley
Northern Iowa	____	Hesse, Nelson, Ross, Stanley
Wisconsin	____	Hesse, Render, Ross, Stanley
at Minnesota	____	Hesse, Render, Ross, Stanley
at Indiana	____	Gervase, Hesse, Ross, Stanley
Maryland	____	Gervase, Hesse, Render, Stanley
at Penn State	____	Gervase, Hesse, Render, Stanley
at Purdue	____	Gervase, Hesse, Render, Stanley
Northwestern	____	Gervase, Hesse, Render, Stanley
at Illinois		
Nebraska		

CONSECUTIVE GAMES, NOT SHUTOUT

School	Games	Last Shutout
Nebraska	277	Sept. 21, 1996
	(26-0 at Arizona State)	
IOWA	216	Oct. 14, 2000
	(31-0 at Illinois)	
Indiana	205	Oct. 14, 2000
	(58-0 at Michigan)	
Penn State	204	Oct. 6, 2001
	(20-0 vs. Michigan)	
Purdue	62	Nov. 2, 2013
	(56-0 vs. Ohio State)	
Michigan	58	Sept. 6, 2014
	(31-0 at Notre Dame)	
Wisconsin	50	Dec. 6, 2014
	(59-0 vs. Ohio State)	
Northwestern	42	Oct. 10, 2015
	(38-0 at Michigan)	
Michigan State	34	Dec. 31, 2015
	(38-0 vs. Alabama, CFP Semifinal)	
Illinois	24	Nov. 19, 2016
	(28-0 vs. Iowa)	
Ohio State	24	Dec. 31, 2016
	(31-0 vs. Clemson, CFP Semifinal)	
Rutgers	18	Sept. 30, 2017
	(56-0 vs. Ohio State)	
Minnesota	10	Nov. 25, 2017
	(31-0 vs. Wisconsin)	
Maryland	3	Oct. 20, 2018
	(23-0 at Iowa)	

HAWKEYE LEGACIES

Iowa has six players on its roster whose father played for the Hawkeyes: TE Drew Cook (Marv in 1985-88), DL A.J. Epenesa (Epenesa in 1997), WR Henry Marchese (John in 1985), DE Anthony Nelson and DE Nathan Nelson (Jeff in 1990-92), and QB Ryan Schmidt (Rick 1984-85).

Iowa has four sets of the brothers on the team: DL Jack Kallenberger and OL Mark Kallenberger, DL Anthony Nelson and DL Nathan Nelson, OL Landan Paulsen and OL Levi Paulsen, and TE Ben Subbert and LS Jackson Subbert.

Iowa has two players whose brothers played at Iowa: LB Nick Niemann (Ben in 2014-17) and DL Brady Reiff (Riley in 2008-11). Both older brothers are currently playing in the NFL.

LS Austin Spiewak is the grandson of Gary Grouwinkel, who played for Iowa in the 1957 and 1959 Rose Bowl Games.

OL Trey Winters is the son of James Winters, a former All-Big Ten basketball player who led the Hawkeyes in scoring in 1994.

LB Dillon Doyle is the son of head strength and conditioning coach Chris Doyle.

SEEING DOUBLE

Junior offensive linemen Landan and Levi Paulsen are the sixth set of twins to play football at the University of Iowa. The offensive linemen from Woodbury High School in Northwest Iowa join the company of Leo and Lloyd Jensvold (1929-30), Harold and Herbert Shoener (1946-47), Kent and Kevin Ellis (1977-80), Aaron and Evan Kooiker (1992), and Shane and Shaun Prater (2008).

The last brothers to start in the same game for the Hawkeyes were James and LeShun Daniels. James was Iowa's starting center in the 2016 season opener against Miami (Ohio), and LeShun was Iowa's starting running back.

The last twins to start for the Hawkeyes were SS Kent Ellis and CB Kevin Ellis in 1980.



2018 HONORS

A.J. Epenesa

Big Ten Co-Defensive Player of the Week vs. Iowa State
 Big Ten Defensive Player of the Week vs. Iowa State by College Sports Madness
 Polynesian College Player of the Year Award Watch List
 Preseason fourth-team All-Big Ten by Athlon Sports

Noah Fant

John Mackey Co-Tight End of the Week at Indiana
 Walter Camp Player of the Year Preseason Watch List
 Mackey Award Preseason Watch List
 Big Ten Conference Preseason Watch List
 Preseason first-team All-America by Associated Press
 Preseason first-team All-America by ESPN.com
 Preseason first-team All-America by NFLDraftScout.com
 Preseason first-team All-America by Sporting News
 Preseason first-team All-America by Athlon Sports
 Preseason first-team All-Big Ten by NFLDraftScout.com

Parker Hesse

Named to preseason Allstate AFCA Good Works Team
 Preseason fourth-team All-Big Ten by Athlon Sports

T.J. Hockenson

John Mackey Co-Tight End of the Week at Indiana
 Mackey Award Preseason Watch List

Riley Moss

Big Ten Freshman of the Week at Minnesota

Anthony Nelson

Big Ten defensive Player of the Week at Minnesota
 Ted Hendricks Award Preseason Watch List
 Nagurski Trophy Preseason Watch List
 Bednarik Trophy Preseason Watch List
 Lott IMPACT Trophy preseason Watch List
 Preseason second-team All-Big Ten by Athlon Sports

Colton Rastetter

Ray Guy Award Watch List

Miguel Recinos

Preseason third-team All-Big Ten by Athlon Sports

Keegan Render

Rimington Trophy Preseason Watch List
 Preseason third-team All-Big Ten by Athlon Sports

Nate Stanley

Davey O'Brien National Quarterback of the Week at Indiana
 Big Ten Co-Offensive Player of the Week at Indiana
 CFPA National Performer of the Week at Indiana
 Manning Award Quarterback of the Week at Indiana
 Walter Camp National Player of the Week at Indiana

FIND THE NFL-ER

The Hawkeyes have had NFL talent on their offensive line in each of Kirk Ferentz's 19 completed seasons. Seventeen Iowa offensive linemen have been selected in the NFL Draft, including four in the first round. Former Hawkeye linemen under Ferentz have combined for nine Pro Bowl appearances. Below is a list of players, by year, that played on the Hawkeyes' offensive line prior to joining the NFL.

Year	Player	NFL Service	Year	Player	NFL Service
1999	Bruce Nelson	2003-05	2008	Bryan Bulaga	2010-pr.
1999	Eric Steinbach	2003-11	2008	Kyle Calloway	2010
2000	Sam Aiello	2004	2008	Seth Olsen	2009-12
2000	Robert Gallery	2004-11	2008	Julian Vandervelde	2011-16
2000	Bruce Nelson	2003-05	2009	Bryan Bulaga	2010-pr.
2000	David Porter	2003-04	2009	Kyle Calloway	2010
2000	Eric Steinbach	2003-11	2009	Adam Gettis	2012-pr.
2001	Robert Gallery	2004-11	2009	Riley Reiff	2012-pr.
2001	Bruce Nelson	2003-05	2009	Julian Vandervelde	2011-16
2001	David Porter	2003-04	2010	James Ferentz	2014-pr.
2001	Eric Steinbach	2003-11	2010	Adam Gettis	2012-pr.
2002	Robert Gallery	2004-11	2010	Riley Reiff	2012-pr.
2002	Bruce Nelson	2003-05	2010	Julian Vandervelde	2011-16
2002	David Porter	2003-04	2010	Markus Zusevics	2012-13
2002	Eric Steinbach	2003-11	2011	James Ferentz	2014-pr.
2003	Sam Aiello	2004	2011	Adam Gettis	2012-pr.
2003	Brian Ferentz	2007	2011	Riley Reiff	2012-pr.
2003	Robert Gallery	2004-11	2011	Brandon Scherff	2015-pr.
2003	Mike Jones	2007-08	2011	Matt Tobin	2013-pr.
2003	Pete McMahon	2005-06	2011	Markus Zusevics	2012-13
2003	Eric Rothwell	2004	2012	Connor Boffeli	2014-15
2004	Mike Elgin	2007-08	2012	James Ferentz	2014-pr.
2004	Brian Ferentz	2007	2012	Austin Blythe	2016-pr.
2004	Mike Jones	2007-08	2012	Andrew Donnal	2015-pr.
2004	Pete McMahon	2005-06	2012	Brandon Scherff	2015-pr.
2005	Mike Elgin	2007-08	2012	Matt Tobin	2013-pr.
2005	Brian Ferentz	2007	2013	Austin Blythe	2016-pr.
2005	Mike Jones	2007-08	2013	Connor Boffeli	2014-15
2005	Seth Olsen	2009-12	2013	Brandon Scherff	2015-pr.
2005	Marshal Yanda	2007-pr.	2014	Austin Blythe	2016-pr.
2006	Mike Elgin	2007-08	2014	Andrew Donnal	2015-pr.
2006	Mike Jones	2007-08	2014	Brandon Scherff	2015-pr.
2006	Seth Olsen	2009-12	2015	Austin Blythe	2016-pr.
2006	Marshal Yanda	2007-pr.	2015	Cole Croston	2017-pr.
2007	Bryan Bulaga	2010-pr.	2015	James Daniels	2018-pr.
2007	Kyle Calloway	2010	2016	Cole Croston	2017-pr.
2007	Seth Olsen	2009-12	2016	James Daniels	2018-pr.
2007	Julian Vandervelde	2011-16	2017	James Daniels	2018-pr.
2008	Rob Bruggeman	2009-11	2017	Ike Boettger	2018-pr.



INSTANT REPLAY

Listed below are all the plays that have been reviewed in an Iowa game in 2018.

Game (Rvs)	Reviewed Play (Confirmed/Reversed)
NIU (2)	NIU first-down reception (confirmed) Non-NIU safety (reversed)
ISU (4)	Iowa fumble (reversed) ISU short of line to gain (confirmed) Iowa short of line to gain (overruled) ISU lost fumble (confirmed)
UNI (1)	Iowa incomplete pass (confirmed)
WIS (2)	Iowa short of line to gain (confirmed) Iowa player down by contact (reversed)
MINN (1)	Iowa targeting penalty (confirmed)
IND (3)	Indiana incomplete pass (confirmed) Iowa TD reception (confirmed) Indiana short of line to gain (confirmed)
MD (1)	Iowa TD reception (confirmed)
PSU (2)	Penn State rushing TD (confirmed) Iowa reception (reversed)
PUR (1)	Iowa rushing TD (confirmed)
NW (3)	Iowa first down (confirmed) Iowa incomplete pass (reversed) Northwestern TD catch (confirmed)

**2018 BIG TEN
COACHES TELECONFERENCE**

The Big Ten coaches teleconferences are held each Tuesday beginning Aug. 28, with the final weekly call scheduled for Nov. 20. Media wishing to participate in the teleconference can contact the Big Ten Office at 866-392-7674 to obtain the call-in information. All times listed below are central time:

11:00	Chris Ash, Rutgers
11:08	Jim Harbaugh, Michigan
11:16	Paul Chryst, Wisconsin
11:24	Scott Frost, Nebraska
11:32	Mark Dantonio, Michigan State
11:40	Kirk Ferentz, Iowa
11:48	P.J. Fleck, Minnesota
11:56	Pat Fitzgerald, Northwestern
12:04	Lovie Smith, Illinois
12:12	DJ Durkin, Maryland
12:20	Jeff Brohm, Purdue
12:28	James Franklin, Penn State
12:36	Urban Meyer, Ohio State
12:44	Tom Allen, Indiana

IOWA PROGRAM NOTES

- The Hawkeyes sold out Kinnick Stadium in four of their first six games in 2018 (69,250).
- The Hawkeyes have earned bowl eligibility in 17 of the last 18 seasons.
- Iowa is the only school to have two head football coaches since 1979. Hayden Fry took over prior to the 1979 season and coached through the 1998 season, posting a record of 143-89-6. Current coach Kirk Ferentz replaced Fry and is in his 20th season. Ferentz also served as Iowa's offensive line coach from 1981-89 under Fry.
- Iowa is one of 19 teams to have played in at least 15 bowl games since 2001. Among Big Ten schools, only Ohio State and Wisconsin have appeared in more (16).
- Iowa played in the Big Ten title game for the first time in program history on Dec. 5, 2015. Iowa earned Big Ten Conference championships in 2002 and 2004 and placed second in 2009. Iowa (8-0, 2002; 8-0, 2015) is one of three Big Ten teams to post a perfect mark in conference play since 1998 (BCS era), joining Michigan State (1) and Ohio State (5).
- Iowa has ranked in the top 10 in the final Associated Press and CNN/USA Today coaches polls five times since 2002, including a ranking of seventh in both polls at the conclusion of the 2009 season. Iowa ranked eighth in 2002, 2003 and 2004. The Hawkeyes finished 2015 ranked ninth in the AP poll and 10th in the USA Today Coaches Poll. In the Big Ten, only Ohio State has more top 10 finishes since 2002.
- Since 1936 when the first AP poll was released, Iowa has appeared in the poll 316 times, the fifth highest total in the Big Ten (Ohio State, Michigan, Wisconsin, and MSU). Iowa has been the top-ranked team in the country 11 times.
- Iowa set a school record with 12 wins in 2015. The Hawkeyes won 11 games in 2002 (11-2), and 2009 (11-2). In 2009, Iowa started 9-0 and won 10 regular season games for just the fourth time in school history.
- Iowa won 10 or more games in three consecutive years (2002-04) for the first time in school history.
- Kirk Ferentz has been named Big Ten Coach of the Year four times (2002, 2004, 2009, 2015) and was named National Coach of the Year in 2002 and 2015. Only Michigan's Bo Schembechler (6) has more conference coach of the year honors. Iowa's Hayden Fry and Penn State's Joe Paterno both won the award three times.
- Iowa has had nine individual national award winners under head coach Kirk Ferentz. They include Brad Banks (2002 Davey O'Brien, Top Quarterback; 2002 Associated Press National Player of the Year); Dallas Clark (2002 Mackey, Top Tight End); Nate Kaeding (2002 Groza, Top Kicker); Robert Gallery (2003 Outland, Top Lineman); Shonn Greene (2008 Doak Walker, Top Running Back); Brandon Scherff (2014 Outland, Top Lineman), Desmond King (2015 Jim Thorpe), Josey Jewell (2017 Lott IMPACT).
- Iowa's offensive line earned the Joe Moore Award in 2016, an honor bestowed upon the top offensive line unit in the country.
- Iowa's football record in the 2000 decade was 80-45 (.640), a record that ranks as the best decade in Iowa football history, based on total wins. Iowa posted a record of 77-40-4 (.652) during the 1980's and the Hawkeyes were 62-53-2 (.538) in the 1990's. Iowa is 68-46 (.596) since 2010.

HAWK TALK WITH KIRK FERENTZ

Head Coach Kirk Ferentz is featured on "Hawk Talk with Kirk Ferentz" each week during the regular season. The radio call-in show is hosted by Gary Dolphin, the play-by-play voice of the Iowa Hawkeyes. The show airs live each Wednesday at 6:30 p.m. from Carlos O'Kelly's in Iowa City. The Nov. 21 show has been rescheduled for Nov. 19 to avoid a conflict with an Iowa men's basketball game.



HAWKEYES IN THE NFL

Iowa football players have a long tradition of being well prepared for professional football following their college playing careers. Since 2010, 29 Hawkeyes have been selected in the NFL Draft. Today, 27 Hawkeyes are on NFL rosters.

**Former Hawkeye, Current NFL Team**

C.J. Beathard, San Francisco 49ers
 Austin Blythe, Los Angeles Rams
 Ike Boettger, Buffalo Bills
 Bryan Bulaga, Green Bay Packer
 Adrian Clayborn, New England Patriots
 Cole Croston, New England Patriots
 James Daniels, Chicago Bears
 Mike Daniels, Green Bay Packers
 Carl Davis, Cleveland Browns
 Andrew Donnal, Detroit Lions
 James Ferentz, New England Patriots
 Anthony Hitchens, Kansas City Chiefs
 Micah Hyde, Buffalo Bills
 Josh Jackson, Green Bay Packers
 Josey Jewell, Denver Broncos
 Jaleel Johnson, Minnesota Vikings
 Desmond King, Los Angeles Chargers
 Christian Kirksey, Cleveland Browns
 George Kittle, San Francisco 49ers
 Casey Kreiter, Denver Broncos
 Henry Krieger-Coble, Los Angeles Rams
 Greg Mabin, San Francisco 49ers
 Riley McCarron, New England Patriots
 Ben Niemann, Kansas City Chiefs
 Riley Reiff, Minnesota Vikings
 Brandon Scherff, Washington Redskins
 Marshal Yanda, Baltimore Ravens

IOWA FOOTBALL AND THE NFL

- The Hawkeyes have had 170 former players in the NFL since 1999, Kirk Ferentz's first year as head coach (66 draft picks/104 free agents).
- At least one Iowa Hawkeye has been selected in every NFL Draft since 1978. Iowa's streak of 41 consecutive years with at least one selection ties as the seventh longest among all programs.
- DB Micah Hyde (Buffalo), DL Mike Daniels (Green Bay), and OL Brandon Scherff (Washington) were named to the 2018 NFL Pro Bowl.
- Over the past 16 years, 143-of-165 (89 percent) of Iowa's senior starters have been drafted in the NFL or signed NFL free agent contracts.
- Over the past 11 years, Iowa has had 40 NFL Draft picks, tied for third most in the Big Ten -- Ohio State (63), Wisconsin (41), and Michigan (40). Since 2010, Iowa has had 33 players drafted in the NFL, tied for second most in the Big Ten -- Ohio State (53), Penn State (33), and Wisconsin (33).
- Iowa has had four first round picks in the last nine NFL drafts -- OL Bryan Bulaga, 2010; DE Adrian Clayborn, 2011; OL Riley Reiff, 2012; OL Brandon Scherff, 2015.
- Iowa had six players drafted in the 2012 NFL Draft, which tied for the most in the Big Ten and tied for fourth in the country.
- Former Hawkeye Marshal Yanda (Baltimore OL) is a six-time Pro-Bowler (2011-16) and was named NFL All-Pro in 2012, 2013, 2014, 2015, and 2016.
- In NFL 2011 regular season statistics, former Hawkeye linebackers Chad Greenway (Minnesota) and Pat Angerer (Indianapolis) finished third and fourth, respectively, in tackles. Greenway was named to the Pro Bowl in 2012 and 2013.
- Three former Hawkeyes were involved in the 2012 Super Bowl. DB Tyler Sash played for the Super Bowl champion New York Giants, while LB Jeff Tarpinian was on the injured reserve roster of the New England Patriots. Former Iowa center Brian Ferentz, now is his sixth year on staff and first as Iowa's offensive coordinator, was New England's tight ends coach.
- Former Iowa DB Sean Considine and OL Marshal Yanda won Super Bowl rings with the 2012 Baltimore Ravens in the 2013 Super Bowl.
- Former Iowa LB James Morris (injured reserve) earned a Super Bowl ring with the New England Patriots in 2015. Former TE Tony Moeaki played for the Seattle Seahawks in the same game.
- Former center James Ferentz was a member of the 2016 Super Bowl champion Denver Broncos.
- Former DT Jonathan Babineaux played for the Atlanta Falcons in Super Bowl LI. Former DE Adrian Clayborn and former DB Charles Godfrey were on the Atlanta injured reserve roster.
- Former OL Cole Croston was on the New England Patriots roster in Super Bowl LII. Former C James Ferentz and WR Riley McCarron were on the Patriots practice squad.
- Entering the 2018 season, every Iowa senior starting tight end (12) under Kirk Ferentz has been drafted in the NFL or made an NFL team. The NFL has employed 14 Iowa tight ends since 1999 (9 drafted/5 free agents).
- All 11 members of Iowa's starting defensive unit in 2008 were either drafted or signed to NFL free agent contracts following the draft.





IOWA FOOTBALL

31 Bowl Games 11 Big Ten Championships 27 Consensus All-Americans 14 CFB Hall of Fame Inductees

Date	Opponent	Score	Overall Record	Conference Record	Time	Attend
Sept. 1	Northern Illinois	W, 33-7	1-0	0-0	3:11	67,510
Sept. 8	\$ Iowa State	W, 13-3	2-0	0-0	3:12	69,250
Sept. 15	Northern Iowa	W, 38-14	3-0	0-0	3:06	69,250
Sept. 22	* #18/16 Wisconsin	L, 17-28	3-1	0-1	3:15	69,250
Oct. 6	*at Minnesota	W, 48-31	4-1	1-1	3:30	48,199
Oct. 13	*at Indiana	W, 42-16	5-1	2-1	3:16	40,512
Oct. 20	*Maryland	W, 23-0	6-1	3-1	2:49	69,250
Oct. 27	*at #17 Penn State	L, 24-30	6-2	3-2	3:42	105,244
Nov. 3	*at Purdue	L, 36-38	6-3	3-3	3:20	60,716
Nov. 10	*Northwestern	L, 10-14	6-4	3-4	3:16	66,493
Nov. 17	*at Illinois					
Nov. 23	*Nebraska					

* -- Big Ten Conference game

\$ Iowa Corn Cy-Hawk Series

ALL PURPOSE YARDS

All Purpose	g	rush	rcv	pr	kr	ir	total	avg/g
Smith-Marsette	9	65	324	0	478	0	867	96.3
Hockenson, T.J.	10	4	615	0	0	0	619	61.9
Sargent, Mekhi	10	454	142	0	0	0	596	59.6
Young, Toren	10	480	19	0	0	0	499	49.9
Fant, Noah	10	1	453	0	0	0	454	45.4
Kelly-Martin, I.	7	341	78	0	0	0	419	59.9
Easley, Nick	10	7	351	0	0	0	358	35.8
Smith, Brandon	9	0	253	0	0	0	253	28.1
Groeneweg, Kyle	10	14	23	124	54	0	215	21.5
Wieting, Nate	10	0	51	0	0	0	51	5.1
Ross, Brady	6	20	28	0	0	0	48	8.0
Young, Devonte	10	0	0	0	42	0	42	4.2
Geil, Henry	2	37	0	0	0	0	37	18.5
Moss, Riley	10	0	0	0	0	36	36	3.6
Ojemudia, M.	10	0	0	0	0	29	29	2.9
Dafney, D.	7	0	0	26	0	0	26	3.7
Cooper, Max	7	9	15	0	0	0	24	3.4
Stone, Geno	10	0	0	0	0	24	24	2.4
Mansell, Peyton	4	24	0	0	0	0	24	6.0
Gervase, Jake	10	0	0	0	0	22	22	2.2
Tracy, Tyrone	3	-1	22	0	0	0	21	7.0
Hooker, Amani	10	0	0	0	0	21	21	2.1
Wirfs, Tristan	9	15	0	0	0	0	15	1.7
Kelly, Austin	10	9	4	0	0	0	13	1.3
Brincks, Sam	10	0	10	0	0	0	10	1.0
Ragaini, Nico	2	0	7	0	0	0	7	3.5
Stanley, Nate	10	10	-13	0	0	0	-3	-0.3
Ludwig, Joe	5	0	0	0	-5	0	-5	-1.0
Team	5	-14	0	0	0	0	-14	-2.8
Total	10	1475	2382	150	569	132	4708	470.8
Opponents	10	960	1899	80	323	134	3396	339.6





IOWA HAWKEYE FOOTBALL
IOWA Overall Team Statistics (as of Nov 10, 2018)
All games



Team Statistics	IOWA	OPP
SCORING	284	181
Points Per Game	28.4	18.1
Points Off Turnovers	58	49
FIRST DOWNS	205	164
Rushing	73	73
Passing	111	77
Penalty	21	14
RUSHING YARDAGE	1475	960
Yards gained rushing	1614	1255
Yards lost rushing	139	295
Rushing Attempts	386	317
Average Per Rush	3.8	3.0
Average Per Game	147.5	96.0
TDs Rushing	13	7
PASSING YARDAGE	2382	1899
Comp-Att-Int	190-326-9	178-302-14
Average Per Pass	7.3	6.3
Average Per Catch	12.5	10.7
Average Per Game	238.2	189.9
TDs Passing	19	16
TOTAL OFFENSE	3857	2859
Total Plays	712	619
Average Per Play	5.4	4.6
Average Per Game	385.7	285.9
KICK RETURNS: #-Yards	20-569	19-323
PUNT RETURNS: #-Yards	18-150	15-80
INT RETURNS: #-Yards	14-132	9-134
KICK RETURN AVERAGE	28.5	17.0
PUNT RETURN AVERAGE	8.3	5.3
INT RETURN AVERAGE	9.4	14.9
FUMBLES-LOST	11-6	11-5
PENALTIES-Yards	58-504	60-535
Average Per Game	50.4	53.5
PUNTS-Yards	42-1619	56-2233
Average Per Punt	38.5	39.9
Net punt average	35.7	37.2
KICKOFFS-Yards	58-3369	42-2526
Average Per Kick	58.1	60.1
Net kick average	40.9	35.3
TIME OF POSSESSION/Game	33:19	26:41
3RD-DOWN Conversions	70/155	49/132
3rd-Down Pct	45%	37%
4TH-DOWN Conversions	13/20	5/13
4th-Down Pct	65%	38%
SACKS BY-Yards	28-187	11-69
MISC YARDS	0	0
TOUCHDOWNS SCORED	34	23
FIELD GOALS-ATTEMPTS	14-18	7-11
ON-SIDE KICKS	0-0	0-1
RED-ZONE SCORES	(36-42) 86%	(18-23) 78%
RED-ZONE TOUCHDOWNS	(27-42) 64%	(15-23) 65%
PAT-ATTEMPTS	(32-32) 100%	(22-22) 100%
ATTENDANCE	411003	254671
Games/Avg Per Game	6/68500	4/63668
Neutral Site Games		0/0

Score by Quarters	1st	2nd	3rd	4th	OT	Total
IOWA	57	76	91	60	0	284
Opponents	34	41	51	55	0	181



IOWA HAWKEYE FOOTBALL
IOWA Overall Individual Statistics (as of Nov 10, 2018)
All games



Rushing	gp	att	gain	loss	net	avg	td	lg	avg/g
Young, Toren	10	101	487	7	480	4.8	2	40	48.0
Sargent, Mekhi	10	109	482	28	454	4.2	6	23	45.4
Kelly-Martin, I.	7	92	358	17	341	3.7	2	19	48.7
Smith-Marsette	9	8	65	0	65	8.1	0	20	7.2
Geil, Henry	2	15	40	3	37	2.5	0	7	18.5
Mansell, Peyton	4	7	31	7	24	3.4	1	13	6.0
Ross, Brady	6	6	20	0	20	3.3	0	5	3.3
Wirfs, Tristan	9	1	15	0	15	15.0	0	15	1.7
Groeneweg, Kyle	10	2	14	0	14	7.0	0	11	1.4
Stanley, Nate	10	27	68	58	10	0.4	1	13	1.0
Cooper, Max	7	1	9	0	9	9.0	0	9	1.3
Kelly, Austin	10	6	9	0	9	1.5	0	4	0.9
Easley, Nick	10	2	9	2	7	3.5	0	9	0.7
Hockenson, T.J.	10	1	4	0	4	4.0	1	4	0.4
Fant, Noah	10	2	3	2	1	0.5	0	3	0.1
Tracy, Tyrone	3	1	0	1	-1	-1.0	0	0	-0.3
Team	5	5	0	14	-14	-2.8	0	0	-2.8
Total	10	386	1614	139	1475	3.8	13	40	147.5
Opponents	10	317	1255	295	960	3.0	7	51	96.0

Passing	gp	effic	comp-att-int	pct	yds	td	lg	avg/g
Stanley, Nate	10	133.21	185-317-8	58.4	2308	18	65	230.8
Mansell, Peyton	4	122.93	4-6-1	66.7	64	0	30	16.0
Team	5	0.00	0-1-0	0.0	0	0	0	0.0
Petras, Spencer	1	0.00	0-1-0	0.0	0	0	0	0.0
Rastetter, C.	10	514.00	1-1-0	100.0	10	1	10	1.0
Total	10	133.37	190-326-9	58.3	2382	19	65	238.2
Opponents	10	119.97	178-302-14	58.9	1899	16	82	189.9

Receiving	gp	no.	yds	avg	td	lg	avg/g
Hockenson, T.J.	10	39	615	15.8	4	54	61.5
Easley, Nick	10	39	351	9.0	3	23	35.1
Fant, Noah	10	35	453	12.9	6	65	45.3
Smith, Brandon	9	20	253	12.6	1	30	28.1
Smith-Marsette	9	18	324	18.0	2	60	36.0
Sargent, Mekhi	10	12	142	11.8	0	48	14.2
Kelly-Martin, I.	7	9	78	8.7	0	25	11.1
Ross, Brady	6	4	28	7.0	0	11	4.7
Young, Toren	10	3	19	6.3	1	11	1.9
Cooper, Max	7	3	15	5.0	0	7	2.1
Wieting, Nate	10	2	51	25.5	0	30	5.1
Groeneweg, Kyle	10	2	23	11.5	0	18	2.3
Tracy, Tyrone	3	1	22	22.0	0	22	7.3
Brincks, Sam	10	1	10	10.0	1	10	1.0
Ragaini, Nico	2	1	7	7.0	0	7	3.5
Kelly, Austin	10	1	4	4.0	1	4	0.4
Stanley, Nate	10	0	-13	0.0	0	0	-1.3
Total	10	190	2382	12.5	19	65	238.2
Opponents	10	178	1899	10.7	16	82	189.9

Punt Returns	no.	yds	avg	td	lg
Groeneweg, Kyle	16	124	7.8	0	38
Dafney, D.	1	26	26.0	0	0
Beyer, Shaun	1	0	0.0	0	0
Total	18	150	8.3	0	38
Opponents	15	80	5.3	0	24

Interceptions	no.	yds	avg	td	lg
Stone, Geno	4	24	6.0	1	24
Gervase, Jake	3	22	7.3	0	19
Hooker, Amani	3	21	7.0	0	13
Moss, Riley	2	36	18.0	0	36
Ojemudia, M.	1	29	29.0	0	29
Brents, Julius	1	0	0.0	0	0
Total	14	132	9.4	1	36
Opponents	9	134	14.9	0	44

Kick Returns	no.	yds	avg	td	lg
Smith-Marsette	15	478	31.9	0	60
Young, Devonte	2	42	21.0	0	24
Groeneweg, Kyle	2	54	27.0	0	35
Ludwig, Joe	1	-5	-5.0	0	0
Total	20	569	28.5	0	60
Opponents	19	323	17.0	0	67

Fumble Returns	no.	yds	avg	td	lg
Golston, C	1	7	7.0	0	7
Nelson, Anthony	0	0	0.0	1	0
Total	1	7	7.0	1	7
Opponents	1	7	7.0	0	7



IOWA HAWKEYE FOOTBALL
IOWA Overall Individual Statistics (as of Nov 10, 2018)
All games



Scoring	td	fg	PAT				dxd	saf	pts
			kick	rush	rcv	pass			
Recinos,Miguel	-	14-18	32-32	-	-	-	-	-	74
Sargent,Mekhi	6	-	-	-	-	-	-	-	36
Fant,Noah	6	-	-	-	-	-	-	-	36
Hockenson,T.J.	5	-	-	-	-	-	-	-	30
Easley,Nick	3	-	-	-	-	-	-	-	18
Young,Toren	3	-	-	-	-	-	-	-	18
Smith-Marsette	2	-	-	-	-	-	-	-	12
Kelly-Martin,I.	2	-	-	-	-	-	-	-	12
Mansell,Peyton	1	-	-	-	-	-	-	-	6
Brincks,Sam	1	-	-	-	-	-	-	-	6
Stanley,Nate	1	-	-	-	-	0-2	-	-	6
Smith,Brandon	1	-	-	-	-	-	-	-	6
Kelly,Austin	1	-	-	-	-	-	-	-	6
Nelson,Anthony	1	-	-	-	-	-	-	-	6
Stone,Geno	1	-	-	-	-	-	-	-	6
Team	-	-	-	-	-	-	-	3	6
Total	34	14-18	32-32	-	-	0-2	-	3	284
Opponents	23	7-11	22-22	-	-	0-1	-	-	181

Total Offense	g	plays	rush	pass	total	avg/g
Stanley,Nate	10	344	10	2308	2318	231.8
Young,Toren	10	101	480	0	480	48.0
Sargent,Mekhi	10	109	454	0	454	45.4
Kelly-Martin,I.	7	92	341	0	341	48.7
Mansell,Peyton	4	13	24	64	88	22.0
Smith-Marsette	9	8	65	0	65	7.2
Geil,Henry	2	15	37	0	37	18.5
Ross,Brady	6	6	20	0	20	3.3
Wirfs,Tristan	9	1	15	0	15	1.7
Groeneweg,Kyle	10	2	14	0	14	1.4
Rastetter,C.	10	1	0	10	10	1.0
Cooper,Max	7	1	9	0	9	1.3
Kelly,Austin	10	6	9	0	9	0.9
Easley,Nick	10	2	7	0	7	0.7
Hockenson,T.J.	10	1	4	0	4	0.4
Fant,Noah	10	2	1	0	1	0.1
Tracy,Tyrone	3	1	-1	0	-1	-0.3
Team	5	6	-14	0	-14	-2.8
Total	10	712	1475	2382	3857	385.7
Opponents	10	619	960	1899	2859	285.9

Field Goals	fg	pct.	01-19	20-29	30-39	40-49	50-99	lg	blk
Recinos,Miguel	14-18	77.8	0-0	5-5	4-7	5-5	0-1	49	1

FG Sequence	IOWA	Opponents
Northern Illinois	(33)	33,49
Iowa State	38,(31),(48),50	(23)
Northern Iowa	30,(42)	45
Wisconsin	(24)	-
Minnesota	(40),(20)	(49)
Indiana	-	(29)
Maryland	(23),(25),(36)	-
Penn State	(27),(49)	(45),(49),(44)
Purdue	(34)	(25)
Northwestern	(46),38	38

Punting	no.	yds	avg	lg	tb	fc	i20	50+	blk
Rastetter,C.	40	1594	39.8	69	2	6	18	4	1
Team	1	0	0.0	0	0	0	0	0	0
Stanley,Nate	1	25	25.0	25	0	0	1	0	0
Total	42	1619	38.5	69	2	6	19	4	1
Opponents	56	2233	39.9	59	0	17	17	10	1

Kickoffs	no.	yds	avg	tb	ob	retn	net	ydln
Recinos,Miguel	58	3369	58.1	27	2			
Total	58	3369	58.1	27	2	17.0	40.9	24
Opponents	42	2526	60.1	19	2	28.5	35.3	29

Numbers in (parentheses) indicate field goal was made.



IOWA HAWKEYE FOOTBALL
IOWA Overall Defensive Statistics (as of Nov 10, 2018)
Conference games



#	Defensive Leaders	gp	Tackles				Sacks no-yds	Pass defense			Fumbles		blkd	
			ua	a	tot	tfl/yds		int-yds	brup	qbh	rcv-yds	ff	kick	saf
30	Gervase, Jake	7	30	23	53	.	.	3-22	2
27	Hooker, Amani	7	21	15	36	1.5-6	1.0-6	2-24	5
32	Colbert, Djimon	7	15	20	35	1.0-1	.	.	1
40	Hesse, Parker	7	17	17	34	6.0-31	2.0-14	.	.	2
48	Hockaday, Jack	5	9	19	28	1.5-3	.	.	1	.	1-0	.	.	.
98	Nelson, Anthony	7	14	12	26	7.0-39	5.5-38	.	.	2	1-0	.	.	.
9	Stone, Geno	7	19	7	26	1.0-2	.	4-24	2	.	.	1	.	.
34	Welch, Kristian	7	13	12	25	.	.	.	1
57	Golston, C	7	12	10	22	7.0-29	3.5-19
33	Moss, Riley	7	18	4	22	.	.	2-36	3
49	Niemann, Nick	5	6	11	17	0.5-2
96	Nelson, Matt	7	9	7	16	0.5-0	.	.	4	2
94	Epenesa, A. J.	7	8	5	13	6.0-23	3.0-16	.	.	3
20	Brents, Julius	6	8	5	13	.	.	1-0	3
52	Jones, Amani	7	7	5	12	2.0-8	1.0-7
90	Brincks, Sam	7	4	8	12	0.5-1
11	Ojemudia, M.	7	7	5	12	0.5-2	.	.	1
95	Lattimore, C.	7	4	8	12
8	Hankins, Matt	2	6	4	10	.	.	.	1
91	Reiff, Brady	7	3	5	8
1C	Milani, John	7	3	1	4
50	Subbert, J.	7	2	.	2
14	Groeneweg, Kyle	7	2	.	2
23	Dafney, D.	6	1	1	2	1	.
35	Wade, B.	6	1	1	2
4A	Turner, Josh	7	2	.	2
1D	Young, Devonte	7	.	1	1
6	Smith-Marsette	7	1	.	1
74	Wirfs, Tristan	7	1	.	1
36	Ross, Brady	3	1	.	1
38	Hockenson, T. J.	7	1	.	1
8D	Koerner, Jack	6	.	1	1
42	Beyer, Shaun	4	1	.	1
43	Doyle, Dillon	1	.	1	1
4	Stanley, Nate	7	1	.	1
TM	Team	4	2
Total		7	247	208	455	35-147	16-100	12-106	24	9	2-0	1	1	2
Opponents		7	285	190	475	32-102	7-41	6-112	21	11	6-7	6	.	.



IOWA HAWKEYE FOOTBALL

IOWA Combined Team Statistics (as of Nov 10, 2018)

Conference games



Date	Opponent		Score	Att.
* Sep 22, 2018	WISCONSIN	L	17-28	69250
* Oct 06, 2018	at Minnesota	W	48-31	48199
* Oct 13, 2018	at Indiana	W	42-16	40512
* Oct 20, 2018	MARYLAND	W	23-0	69250
* Oct 27, 2018	at #17 Penn State	L	24-30	105244
* Nov 03, 2018	at Purdue	L	36-38	60716
* Nov 10, 2018	NORTHWESTERN	L	10-14	66493

Rushing	gp	att	gain	loss	net	avg	td	lg	avg/g
Sargent,Mekhi	7	71	337	20	317	4.5	3	23	45.3
Kelly-Martin,I.	6	76	296	17	279	3.7	1	19	46.5
Young,Toren	7	58	251	5	246	4.2	0	16	35.1
Smith-Marsette	7	7	60	0	60	8.6	0	20	8.6
Mansell,Peyton	2	4	17	0	17	4.2	0	10	8.5
Wirfs,Tristan	7	1	15	0	15	15.0	0	15	2.1
Kelly,Austin	7	6	9	0	9	1.5	0	4	1.3
Cooper,Max	4	1	9	0	9	9.0	0	9	2.2
Ross,Brady	3	2	8	0	8	4.0	0	5	2.7
Hockenson,T.J.	7	1	4	0	4	4.0	1	4	0.6
Groeneweg,Kyle	7	1	3	0	3	3.0	0	3	0.4
Fant,Noah	7	2	3	2	1	0.5	0	3	0.1
Total	7	252	1049	95	954	3.8	6	23	136.3
Opponents	7	235	1016	182	834	3.5	7	51	119.1

Passing	gp	effic	comp-att-int	pct	yds	td	lg	avg/g
Stanley,Nate	7	133.36	135-238-6	56.7	1725	15	65	246.4
Team	4	0.00	0-1-0	0.0	0	0	0	0.0
Petras,Spencer	1	0.00	0-1-0	0.0	0	0	0	0.0
Mansell,Peyton	2	0.00	0-1-0	0.0	0	0	0	0.0
Rastetter,C.	7	514.00	1-1-0	100.0	10	1	10	1.4
Total	7	133.28	136-242-6	56.2	1735	16	65	247.9
Opponents	7	125.28	123-207-12	59.4	1398	13	82	199.7

Receiving	gp	no.	yds	avg	td	lg	avg/g
Easley,Nick	7	28	233	8.3	2	22	33.3
Hockenson,T.J.	7	27	502	18.6	4	54	71.7
Fant,Noah	7	23	313	13.6	4	65	44.7
Smith,Brandon	6	17	199	11.7	1	26	33.2
Smith-Marsette	7	14	251	17.9	2	60	35.9
Sargent,Mekhi	7	10	88	8.8	0	21	12.6
Kelly-Martin,I.	6	9	78	8.7	0	25	13.0
Young,Toren	7	2	17	8.5	1	11	2.4
Ross,Brady	3	2	14	7.0	0	11	4.7
Wieting,Nate	7	1	21	21.0	0	21	3.0
Groeneweg,Kyle	7	1	18	18.0	0	18	2.6
Brincks,Sam	7	1	10	10.0	1	10	1.4
Kelly,Austin	7	1	4	4.0	1	4	0.6
Total	7	136	1735	12.8	16	65	247.9
Opponents	7	123	1398	11.4	13	82	199.7

Field Goals	fg	pct.	01-19	20-29	30-39	40-49	50-99	lg	blk
Recinos,Miguel	10-11	90.9	0-0	5-5	2-3	3-3	0-0	49	0

Scoring	td	fg	PAT				dxp	saf	pts
			kick	rush	rcv	pass			
Recinos,Miguel	-	10-11	22-22	-	-	-	-	-	52
Hockenson,T.J.	5	-	-	-	-	-	-	-	30
Fant,Noah	4	-	-	-	-	-	-	-	24
Sargent,Mekhi	3	-	-	-	-	-	-	-	18
Smith-Marsette	2	-	-	-	-	-	-	-	12
Easley,Nick	2	-	-	-	-	-	-	-	12
Kelly,Austin	1	-	-	-	-	-	-	-	6
Nelson,Anthony	1	-	-	-	-	-	-	-	6
Brincks,Sam	1	-	-	-	-	-	-	-	6
Stone,Geno	1	-	-	-	-	-	-	-	6
Young,Toren	1	-	-	-	-	-	-	-	6
Kelly-Martin,I.	1	-	-	-	-	-	-	-	6
Smith,Brandon	1	-	-	-	-	-	-	-	6
Stanley,Nate	1	-	-	-	-	0-2	-	-	6
Team	-	-	-	-	-	-	2	-	4
Total	24	10-11	22-22	-	-	0-2	-	2	200
Opponents	20	6-7	19-19	-	-	0-1	-	-	157

Score by Quarters	1st	2nd	3rd	4th	OT	Total
IOWA	50	56	57	37	0	200
Opponents	31	41	51	34	0	157

Record:	Overall	Home	Away	Neutral
All games	3-4	1-2	2-2	0-0
Conference	3-4	1-2	2-2	0-0
Non-Conference	0-0	0-0	0-0	0-0

Team Statistics	IOWA	OPP
FIRST DOWNS	146	124
Rushing	47	59
Passing	83	55
Penalty	16	10
RUSHING YARDAGE	954	834
Rushing Attempts	252	235
Average Per Rush	3.8	3.5
Average Per Game	136.3	119.1
TDs Rushing	6	7
PASSING YARDAGE	1735	1398
Comp-Att-Int	136-242-6	123-207-12
Average Per Pass	7.2	6.8
Average Per Catch	12.8	11.4
Average Per Game	247.9	199.7
TDs Passing	16	13
TOTAL OFFENSE	2689	2232
Average Per Play	5.4	5.0
Average Per Game	384.1	318.9
KICK RETURNS: #-Yards	19-542	15-250
PUNT RETURNS: #-Yards	10-109	13-65
INT RETURNS: #-Yards	12-106	6-112
FUMBLES-LOST	9-6	6-2
PENALTIES-Yards	34-295	43-370
PUNTS-AVG	30-38.0	37-39.2
TIME OF POSSESSION/Game	32:54	27:06
3RD-DOWN Conversions	49/107	36/92
4TH-DOWN Conversions	9/14	5/10

Interceptions	no.	yds	avg	td	lg
Stone,Geno	4	24	6.0	1	24
Gervase,Jake	3	22	7.3	0	19
Moss,Riley	2	36	18.0	0	36
Hooker,Amani	2	24	12.0	0	13
Brents,Julius	1	0	0.0	0	0

Punting	no.	yds	avg	lg	tb	fc	i20	50+	blk
Rastetter,C.	30	1140	38.0	48	2	4	14	0	0

Punt Returns	no.	yds	avg	td	lg
Groeneweg,Kyle	8	83	10.4	0	38
Beyer,Shaun	1	0	0.0	0	0
Dafney,D.	1	26	26.0	0	0
Total	10	109	10.9	0	38
Opponents	13	65	5.0	0	24

Kick Returns	no.	yds	avg	td	lg
Smith-Marsette	14	451	32.2	0	60
Young,Devonte	2	42	21.0	0	24
Groeneweg,Kyle	2	54	27.0	0	35
Ludwig,Joe	1	-5	-5.0	0	0
Total	19	542	28.5	0	60
Opponents	15	250	16.7	0	67

All Purpose	g	rush	rcv	pr	kr	ir	total	avg/g
Smith-Marsette	7	60	251	0	451	0	762	108.9
Hockenson,T.J.	7	4	502	0	0	0	506	72.3
Sargent,Mekhi	7	317	88	0	0	0	405	57.9
Kelly-Martin,I.	6	279	78	0	0	0	357	59.5
Fant,Noah	7	1	313	0	0	0	314	44.9
Total	7	954	1735	109	542	106	3446	492.3
Opponents	7	834	1398	65	250	112	2659	379.9

Total Offense	g	plays	rush	pass	total	avg/g
Stanley,Nate	7	254	0	1725	1725	246.4
Sargent,Mekhi	7	71	317	0	317	45.3
Kelly-Martin,I.	6	76	279	0	279	46.5
Young,Toren	7	58	246	0	246	35.1
Smith-Marsette	7	7	60	0	60	8.6
Total	7	494	954	1735	2689	384.1
Opponents	7	442	834	1398	2232	318.9



IOWA HAWKEYE FOOTBALL
IOWA Overall Defensive Statistics (as of Nov 10, 2018)
All games



#	Defensive Leaders	gp	Tackles				Sacks no-yds	Pass defense			Fumbles		blkd	
			ua	a	tot	tfl/yds		int-yds	brup	qbh	rcv-yds	ff	kick	saf
30	Gervase, Jake	10	35	30	65	.	.	3-22	3	.	.	1	.	.
27	Hooker, Amani	10	26	24	50	2.5-7	1.0-6	3-21	6
48	Hockaday, Jack	8	13	34	47	2.5-4	.	.	2	.	1-0	.	.	.
34	Welch, Kristian	9	24	20	44	1.0-15	1.0-15	.	1	.	1-0	1	.	.
40	Hesse, Parker	10	19	25	44	8.0-44	4.0-27	.	1	3
32	Colbert, Djimon	10	18	25	43	1.0-1	.	.	1
98	Nelson, Anthony	10	16	16	32	8.0-47	6.5-46	.	.	3	1-0	.	.	.
49	Niemann, Nick	8	13	16	29	2.5-17	1.0-9
9	Stone, Geno	10	20	8	28	1.0-2	.	4-24	2	.	.	1	.	.
57	Golston, C	10	14	14	28	7.0-29	3.5-19	.	.	1	2-7	.	.	.
8	Hankins, Matt	5	15	11	26	.	.	.	2
94	Epenesa, A.J.	10	13	12	25	10.0-47	7.0-40	.	1	6	.	2	.	.
11	Ojemudia, M.	10	13	11	24	0.5-2	.	1-29	2
96	Nelson, Matt	10	12	12	24	1.5-9	1.0-9	.	5	2
33	Moss, Riley	10	19	4	23	.	.	2-36	3
52	Jones, Amani	10	12	7	19	2.0-8	1.0-7
95	Lattimore, C.	9	7	10	17	1.0-5	1.0-5
90	Brincks, Sam	10	5	10	15	0.5-1	.	.	.	1
20	Brents, Julius	9	8	5	13	.	.	1-0	3
91	Reiff, Brady	9	4	6	10	1.0-4	1.0-4
1C	Milani, John	10	5	3	8
4A	Turner, Josh	10	4	.	4
35	Wade, B.	9	1	1	2
53	Jansen, Garret	10	.	2	2
50	Subbert, J.	10	2	.	2
23	Dafney, D.	7	1	1	2	1	.
14	Groeneweg, Kyle	10	2	.	2
6	Smith-Marsette	9	1	.	1
19	Cooper, Max	7	1	.	1
2	Mansell, Peyton	4	1	.	1
38	Hockenson, T.J.	10	1	.	1
74	Wirfs, Tristan	9	1	.	1
36	Ross, Brady	6	1	.	1
43	Doyle, Dillon	2	.	1	1
8D	Koerner, Jack	9	.	1	1
26	Merriweather, K.	8	1	.	1
42	Beyer, Shaun	7	1	.	1
4	Stanley, Nate	10	1	.	1
1D	Young, Devonte	10	.	1	1
TM	Team	5	3
Total		10	330	310	640	50-242	28-187	14-132	32	16	5-7	5	1	3
Opponents		10	424	278	702	44-143	11-69	9-134	28	16	6-7	8	2	.



IOWA FOOTBALL

31 Bowl Games 11 Big Ten Championships 27 Consensus All-Americans 14 CFB Hall of Fame Inductees

Game	Score	First Downs	Rushing Att-Net	Pass. Yards	Passing Com.-Att.-Int	Total Offense	Punts-Avg.	Fum.-Lost	Pen. Yds.
Northern Illinois	7	15	36-101	110	15-26-1	211	6-47.2	2-1	7-65
at Iowa	33	18	48-209	143	13-25-1	352	5-43.0	1-0	8-66
Iowa State	3	11	25-19	169	19-31-0	188	8-36.6	1-1	7-65
at Iowa	13	14	36-105	166	16-28-0	271	6-38.8	0-0	6-55
Northern Iowa	14	14	21-6	222	21-38-1	228	5-41.2	2-1	3-35
at Iowa	38	27	50-207	338	25-31-2	545	2-35.0	1-0	10-88
Wisconsin	28	19	44-210	205	17-22-0	415	7-37.1	0-0	8-68
at Iowa	17	19	31-148	256	14-23-1	404	3-38.0	2-2	1-5
Iowa	48	18	40-106	314	23-39-1	420	4-41.5	1-1	5-45
at Minnesota	31	20	31-86	234	18-36-4	320	4-37.8	0-0	2-10
Iowa	42	26	32-159	320	21-33-1	479	2-44.5	0-0	11-110
at Indiana	16	22	25-67	263	31-42-2	330	4-44.2	1-0	10-99
Maryland	0	7	23-68	47	6-16-1	115	6-34.7	2-1	6-46
at Iowa	23	22	52-224	86	11-24-1	310	2-46.65	0-0	0-0
Iowa	24	23	38-135	215	19-50-2	350	7-37.0	3-0	6-25
at Penn State	30	16	35-118	194	13-29-1	312	6-34.8	1-1	6-47
Iowa	36	22	37-118	275	21-32-0	393	5-35.0	1-1	8-75
at Purdue	38	21	31-101	333	23-32-2	434	3-54.3	2-0	6-60
Northwestern	14	19	46-184	122	15-30-2	306	7-40.4	0-0	5-40
at Iowa	10	16	22-64	269	27-41-0	333	7-34.9	2-2	3-35





IOWA FOOTBALL

31 Bowl Games 11 Big Ten Championships 27 Consensus All-Americans 14 CFB Hall of Fame Inductees

Individual

Points	12, 4X, last Mekhi Sargent at Purdue, 11/3/18
Rushing Attempts	24, Ivory Kelly-Martin vs. Maryland, 10/20/18
Yards Rushing	98 (24 att.), Ivory Kelly-Martin vs. Maryland, 10/20/18
Pass Attempts	49 (18 comp.), Nate Stanley at Penn State, 10/27/18
Pass Completions	27 (41 att.), Nate Stanley vs. Northwestern, 11/10/18
Yards Passing	320 (21-33), Nate Stanley at Indiana, 10/13/18
Receptions	10, Nick Easley vs. Northern Iowa, 9/15/18
Yards Receiving	125, T.J. Hockenson vs. Wisconsin, 9/22/18
Yards Total Offense	315, Nate Stanley at Indiana, 10/13/18
All-Purpose Yards	198, Ihmir Smith-Marsette vs. Northwestern, 11/10/18
Yards Punt Returns	42, Kyle Groeneweg vs. Northern Illinois, 9/1/18
Yards Kickoff Returns	103, Ihmir Smith-Marsette at Penn State, 10/27/18
Field Goals Made	3, Miguel Recinos vs. Maryland, 10/20/18
Extra Points	6, Miguel Recinos, 2X, last at Indiana, 10/13/18
Interceptions	2, Riley Moss at Minnesota, 10/6/18
Tackles	11, 2X, last Amani Hooker vs. Wisconsin, 9/22/18
Sacks	3.0, Anthony Nelson at Minnesota, 10/6/18
TFL's	3, Anthony Nelson at Minnesota, 10/6/18

Team Offense (Iowa highs)

Points	48 at Minnesota, 10/6/18
Rushing Attempts	52 vs. Maryland, 10/20/18
Net Yards Rushing	224 (52 att.) vs. Maryland, 10/20/18
Pass Attempts	50 at Penn State, 10/27/18
Pass Completions	27 (41 att.) vs. Northwestern, 11/10/18
Yards Passing	338 vs. Northern Iowa, 9/15/18
Yards Total Offense	545 vs. Northern Iowa, 9/15/18
Total Plays	88 at Penn State, 10/27/18
First Downs	27 vs. Northern Iowa, 9/15/18

Team Defense (Opponents lows)

Points	0 vs. Maryland, 10/20/18
Rushing Attempts	21 vs. Northern Iowa, 9/15/18
Net Yards Rushing	6 (21 att.) vs. Northern Iowa, 9/15/18
Pass Attempts	16 (6 comp.) vs. Maryland, 10/20/18
Pass Completions	6 (16 att.) vs. Maryland, 10/20/18
Yards Passing	47 vs. Maryland, 10/20/18
Yards Total Offense	115 vs. Maryland, 10/20/18
Total Plays	39 vs. Maryland, 10/20/18
First Downs	7 vs. Maryland, 10/20/18

Longest Plays

Run	40	Toren Young vs. Northern Illinois, 9/1/18
Reception	65	Noah Fant at Purdue, 11/3/18
Field Goal	49	Miguel Recinos at Penn State, 10/27/18
Interception Return	36	Riley Moss at Minnesota, 10/6/18
Fumble Return	7	Chauncey Golston vs. Iowa State, 9/8/18
Punt Return	38	Kyle Groeneweg at Purdue, 11/3/18
Kickoff Return	60	Ihmir Smith-Marsette at Indiana, 10/13/18
Scoring drive	92 (10 plays, 4:39)	vs. Northern Iowa, 9/15/18
Non-scoring drive	80 (11 plays, 5:48)	vs. Wisconsin, 9/22/18





IOWA FOOTBALL

31 Bowl Games 11 Big Ten Championships 27 Consensus All-Americans 14 CFB Hall of Fame Inductees

A kickoff was returned for a TD . . .

by Iowa -- Jordan Cotton (92 yards), vs. Penn State, 10/21/12
by an opponent -- Will Likely (100 yards), Maryland, 10/31/15

A punt was returned for a TD . . .

by Iowa -- Riley McCarron (returned 55 yards on PR), at Illinois, 11/19/16
by Iowa -- Paki O'Meara (returned 42 yards after block), vs. Eastern Illinois, 9/4/10
by an opponent -- Christian McCaffrey (63 yards), Stanford, 1/1/16
by an opponent -- Tremaine McCollum (returned six yards after block), Florida, 1/2/06

Two punts were returned for a TD . . .

by Iowa -- Kevonte Martin-Manley (83 and 63 yards), vs. Western Michigan, 9/21/13

A punt was blocked . . .

by Iowa -- Dominique Daffney at Penn State, 10/27/18
by an opponent -- Jauan Wesley vs. Northern Illinois, 9/1/18

A punt was blocked and returned for a TD...

by Iowa -- Ben Niemann vs. Northwestern, 11/1/14
by an opponent -- Ryan Lewis (block), Pat Amara, Jr., return (TD) vs. Pittsburgh, 9/19/15

A field goal was blocked...

by Iowa -- Anthony Nelson vs. Penn State, 9/23/17
by an opponent -- Rickey Neal vs. Northern Iowa, 9/15/18

An interception was returned for a TD . . .

by Iowa -- Brandon Snyder (89 yards) vs. Illinois, 10/7/17
by an opponent -- Chauncey Gardner, Jr., (58 yards), vs. Florida, 1/2/17

Two interceptions were returned for a TD . . .

by Iowa (individual) -- Josh Jackson (43 yards, 52 yards) at Wisconsin, 11/11/17
by a team -- Josey Jewell (34 yards), Bo Bower (88 yards) vs. North Texas, 9/26/15

A fumble was returned for a TD . . .

by Iowa -- Anthony Nelson (0 yards) vs. Maryland, 10/20/18
by an opponent -- Blake Dueitt (35 yards), vs. Ball State, 9/6/14

A blocked PAT attempt was returned for a score . . .

by Iowa -- D.J. Johnson (99 yards), at Penn State, 9/28/02
by an opponent -- Jason Simmons (85 yards), at Ohio State, 11/2/91

A safety was scored . . .

by Iowa -- (2) at Penn State, 10/27/18 on Dominique Daffney blocked punt & PSU bad snap
by an opponent -- Shareef Miller TFL on Akrum Wadley rush vs. Penn State, 9/23/17

A player rushed for over 200 yards . . .

by Iowa -- Akrum Wadley (26-204), at Northwestern, 10/17/15
by an opponent -- Saquon Barkley (28-211), Penn State, 9/23/17

Iowa had two 100 yard receivers...

T.J.Hockenson (4-107-2), Noah Fant (4-101-1), at Indiana, 10/13/18

A player passed for over 300 yards . . .

by Iowa -- Nate Stanley (320), at Indiana, 10/13/18
by an opponent -- Jacob Park (347), Iowa State, 9/9/17

A player scored four TDs . . .

by Iowa -- Akrum Wadley (4 rush), at Northwestern, 10/17/15
by an opponent -- Darnell Autry (3 rush, 1 rec.), Northwestern, 11/9/96

A team rushed for over 400 yards . . .

by Iowa -- vs. Tulsa (408 yards), 9/13/97
by an opponent -- Indiana (433 yards), 9/30/00

A team passed for over 400 yards . . .

by Iowa -- vs. Indiana (426 yards), 10/23/99
by an opponent -- Purdue (458 yards), 10/15/16

A team gained over 600 yards of total offense . . .

by Iowa -- vs. Minnesota (613 yards), 11/19/05
by an opponent -- Wisconsin (604 yards), 11/13/99

A team scored over 50 points . . .

by Iowa -- at Nebraska (56 points), 11/24/17
by an opponent -- at Minnesota (51 points), 11/8/14

A team was held under 75 yards rushing . . .

by Iowa -- Maryland (23-68 yards), 10/20/18
by an opponent -- Northwestern (22-64 yards), 11/10/18

A team was held under 100 yards passing . . .

by Iowa -- Maryland (47 yards), 10/20/18
by an opponent -- Maryland (86 yards), 10/20/18

A team was held at/under 200 yards of total offense . . .

by Iowa -- Maryland (115 yards), 10/20/18
by an opponent -- vs. Boston College (200 yards), 12/27/17

Iowa scored 3 or more non-offensive touchdowns . . .

by Iowa -- vs. Western Michigan (2 punts, 2 interceptions), 9/21/13

Iowa recovered an onside kick . . .

by Iowa -- first quarter vs. Illinois, 10/7/17

LARGEST MARGINS

Iowa Victories

Opponent, Year	Score	Mar.
Iowa Teachers, 1914	95-0	95
Coe, 1908	92-0	92
Iowa Wesleyan, 1890	91-0	91
Cornell, 1904	88-0	88
Cornell, 1913	76-0	76
Des Moines, 1905	72-0	72
Northwestern, 1913	78-6	72
Grinnell, 1904	69-0	69
Iowa Teachers, 1900	68-0	68
Northern Iowa, 1997	66-0	66
Northwestern, 1981	64-0	64
Cornell, 1920	63-0	63
Indiana, 1997	62-0	62
UTEP, 1986	69-7	62
Grinnell, 1900	63-2	61
Washington (Mo.), 1902	61-0	61
Knox, 1922	61-0	61
Cornell, 1894	60-0	60
Indiana, 1913	60-0	60
North Dakota St., 1947	59-0	59
Illinois, 1985	59-0	59
Cornell, 1891	64-6	58
Illinois, 1899	58-0	58
Drake, 1985	58-0	58
Upper Iowa, 1900	57-0	57
Western Michigan, 2013	59-3	56
Ball State, 2005	56-0	56
Coe, 1893	56-0	56
Purdue, 1922	56-0	56
Utah State, 1957	70-14	56
Minnesota, 2008	55-0	55
Ripon, 1928	61-6	55
Iowa State, 1985	57-3	54
Northern Illinois, 1986	57-3	54
Cincinnati, 1990	63-10	53
Kansas State, 1959	53-0	53
Northwestern, 2002	62-10	52
Kent State, 2001	51-0	51
Minnesota, 1983	61-10	51
Northern Illinois, 1991	58-7	51

Iowa Defeats

Opponent, year	Score	Mar.
Michigan, 1902	0-107	107
Illinois, 1902	0-80	80
Minnesota, 1903	0-75	75
Minnesota, 1916	0-67	67
Ohio State, 1950	21-83	62
Denver A.C., 1893	0-58	58
Nebraska, 1980	0-57	57
Michigan, 1971	7-63	56
Michigan, 1970	0-55	55
USC, 1976	0-55	55
Kansas, 1895	0-54	54
Minnesota, 1936	0-52	52
Notre Dame, 1967	6-56	50
Illinois, 1973	0-50	50





IOWA FOOTBALL

31 Bowl Games 11 Big Ten Championships 27 Consensus All-Americans 14 CFB Hall of Fame Inductees

OFFENSE

Opponent	WR	TE/WR	LT	LG	C	RG	RT	QB	RB	FB/TE	TE
Northern Illinois	Smith	Smith-Marsette	Ferguson	Reynolds	Render	Banwart	Levi Paulsen	Stanley	Kelly-Martin	Ross	Hockenson
Iowa State	Smith	Fant	Jackson	Reynolds	Render	Banwart	Wirfs	Stanley	Young	Wieting	Hockenson
UNI	Smith	Easley	Jackson	Reynolds	Render	Ferguson	Wirfs	Stanley	Young	Fant	Hockenson
Wisconsin	Smith	Easley	Jackson	Reynolds	Render	Ferguson	Wirfs	Stanley	Kelly-Martin	Fant	Hockenson
at Minnesota	Smith	Easley	Jackson	Reynolds	Render	Ferguson	Wirfs	Stanley	Kelly-Martin	Fant	Hockenson
at Indiana	Smith	Easley	Jackson	Reynolds	Render	Ferguson	Wirfs	Stanley	Young	Wieting	Hockenson
Maryland	Smith	Easley	Jackson	Reynolds	Render	Ferguson	Wirfs	Stanley	Kelly-Martin	Fant	Hockenson
at Penn State	Smith	Easley	Jackson	Reynolds	Render	Ferguson	Wirfs	Stanley	Kelly-Martin	Kelly	Hockenson
at Purdue	Smith	Easley	Jackson	Reynolds	Render	Banwart	Wirfs	Stanley	Kelly-Martin	Fant	Hockenson
Northwestern	Smith-Marsette	Easley	Jackson	Reynolds	Render	Banwart	Wirfs	Stanley	Sargent	Kelly	Hockenson
at Illinois											
Nebraska											
Consec. Starts	1	8	9	10	23	2	9	23	1	1	21
Career Starts	5	19	21	11	30	4	17	23	1	2	22

DEFENSE

Opponent	RE	DT	DT	LE	OLB	MLB	WLB	CB	CB	SS	FS
Northern Illinois	A. Nelson	Brincks	M. Nelson	Hesse	Niemann	Jones	Welch	Hankins	Ojemudia	Hooker	Gervase
Iowa State	A. Nelson	Brincks	M. Nelson	Hesse	Niemann	Hockaday	Colbert	Hankins	Ojemudia	Hooker	Gervase
UNI	A. Nelson	Brincks	M. Nelson	Hesse	Niemann	Hockaday	Welch	Hankins	Ojemudia	Hooker	Gervase
Wisconsin	A. Nelson	Brincks	M. Nelson	Hesse	Niemann	Hockaday	Welch	Hankins	Ojemudia	Hooker	Gervase
at Minnesota	A. Nelson	Brincks	M. Nelson	Hesse	Hooker	Hockaday	Colbert	Moss	Brents	Stone	Gervase
at Indiana	A. Nelson	Brincks	M. Nelson	Hesse	Hooker	Welch	Colbert	Moss	Brents	Stone	Gervase
Maryland	A. Nelson	Brincks	M. Nelson	Hesse	Hooker	Welch	Colbert	Moss	Brents	Stone	Gervase
at Penn State	A. Nelson	Brincks	M. Nelson	Hesse	Hooker	Welch	Colbert	Moss	Brents	Stone	Gervase
at Purdue	A. Nelson	Brincks	M. Nelson	Hesse	Hooker	Hockaday	Colbert	Moss	Brents	Stone	Gervase
Northwestern	A. Nelson	Brincks	M. Nelson	Hesse	Hooker	Hockaday	Colbert	Hankins	Ojemudia	Stone	Gervase
at Illinois											
Nebraska											
Consec. Starts	23	10	17	34	11	2	7	1	1	6	17
Career Starts	24	10	30	44	16	6	6	7	8	6	20

Offense Career Starts

Quarterback	Nate Stanley (23)
Wide Receiver	Nick Easley (19) Brandon Smith (9) Ihmir Smith-Marsette (5)
Running Back	Ivory Kelly-Martin (6) Mekhi Sargent (1) Toren Young (4)
Fullback	Austin Kelly (2) Brady Ross (1)
Tight End	Noah Fant (13) T.J. Hockenson (22) Nate Wieting (7)

Offensive Line

Cole Banwart (4)
Dalton Ferguson (7)
Alaric Jackson (21)
Levi Paulsen (3)
Keegan Render (30)
Ross Reynolds (11)
Tristian Wirfs (17)

Defense Career Starts

Defensive End	Parker Hesse (44) Anthony Nelson (24)
Defensive Line	Sam Brincks (10) Cedrick Lattimore (6) Matt Nelson (30)

Linebacker

Djimon Colbert (7)
Jack Hockaday (6)
Amani Hooker (6)
Amani Jones (1)
Nick Niemann (4)
Kristian Welch (6)

Defensive Back

Julius Brents (5)
Jake Gervase (20)
Matt Hankins (7)
Amani Hooker (10)
Riley Moss (5)
Michael Ojemudia (8)
Geno Stone (6)





IOWA FOOTBALL

31 Bowl Games 11 Big Ten Championships 27 Consensus All-Americans 14 CFB Hall of Fame Inductees

Opponent	Plays	Yards	T.O.P.	Result	Qtr.	Play
No. Illinois (5)	7	40	3:19	FG	2	Recinos 33-yd. FG
	7	58	4:13	TD	3	Fant, 1 yd. pass from Stanley
	5	46	2:21	TD	3	Kelly-Martin, 2-yd. run
	6	26	2:45	TD	4	Young, 6-yd. run
	3	35	1:07	TD	4	Mansell, 1-yd. run
Iowa Avg. Drive	5.6	41.0	3:01			
Iowa State (3)	6	15	2:16	FG	2	Recinos, 31-yd. FG
	6	40	2:32	FG	3	Recinos, 48-yd. FG
	13	83	6:30	TD	4	Sargent, 2-yd. run
Iowa Avg. Drive	8.3	46.0	3:59			
UNI (6)	10	92	4:39	TD	1	Fant, 5-yd. pass from Stanley
	12	68	5:41	TD	2	Sargent, 2-yd. run
	14	67	6:26	TD	2	Sargent, 10-yd. run
	10	52	4:20	FG	3	Recinos, 42-yd. FG
	4	41	1:43	TD	3	Easley, 14-yd. pass from Stanley
	3	72	1:21	TD	3	Young, 15-yd run.
Iowa Avg. Drive	8.8	65.3	4:22			
Wisconsin (3)	4	77	1:27	TD	2	Fant, 20-yd. pass from Stanley
	10	69	4:48	FG	3	Recinos, 24-yd FG
	8	75	3:35	TD	3	Fant, 1-yd. pass from Stanley
Iowa Avg. Drive	7.3	73.7	3:03			
at Minnesota (8)	10	53	4:40	TD	1	Hockenson, 3-yd. pass from Stanley
	3	62	1:24	TD	1	Smith-Marsette, 60-yd. pass from Stanley
	14	74	6:06	TD	2	Hockenson, 4-yd. run
	5	49	0:27	TD	2	Easley, 21-yd. pass from Stanley
	9	53	3:19	FG	3	Recinos, 40-yd. FG
	9	51	3:33	TD	3	Fant, 5-yd. pass from Stanley
	4	7	2:39	FG	4	Recinos, 20-yd. FG
	8	45	4:08	TD	4	Sargent, 2-yd. run
Iowa Avg. Drive	7.8	49.3	3:12			
at Indiana (6)	5	74	3:12	TD	1	Hockenson, 9-yd. pass from Stanley
	11	70	4:07	TD	1	Fant, 28-yd. pass from Stanley
	4	38	2:01	TD	2	Easley, 12-yd. pass from Stanley
	7	63	2:57	TD	3	Young, 11-yd. pass from Stanley
	3	61	1:29	TD	3	Hockenson, 54-yd. pass from Stanley
	9	80	3:59	TD	4	Kelly, 4-yd. pass from Stanley
Iowa Avg. Drive	6.5	64.3	3:18			

DRIVE ANALYSIS

Distance Length (minus)	Iowa		Opponent	
	TD	FG	TD	FG
0-9	0	1	3	1
10-19	0	2	2	0
20-29	2	2	0	2
30-39	2	1	2	1
40-49	6	4	1	2
50-59	4	2	0	0
60-69	6	1	1	1
70-79	7	1	8	0
80-89	3	0	5	0
90-99	2	0	1	0

GAME OPENING DRIVES

Game	Iowa			Opponent		
	Pts	Plys	Yds	Pts	Plys	Yds
NIU	0	3	4	0	4	7
Iowa St.	0	3	6	3	13	66
UNI	0	6	16	0	3	5
Wisconsin	0	11	80	0	8	31
at Minn.	7	10	53	0	3	(-6)
at Indiana	7	5	74	3	13	64
Maryland	0	8	46	0	4	19
at Penn St.	3	8	47	0	3	1
at Purdue	7	9	74	7	12	90
N'western	0	3	7	0	9	36
at Illinois						
Nebraska						

SECOND HALF OPENING DRIVES

Game	Iowa			Opponent		
	Pts	Plys	Yds	Pts	Plys	Yds
NIU	0	3	6	0	3	9
Iowa St.	0	3	6	0	4	17
UNI	3	10	52	0	3	2
Wisconsin	3	10	69	0	6	28
at Minn.	3	9	53	0	6	21
at Indiana	7	7	63	0	3	3
Maryland	3	10	27	0	3	(-8)
at Penn St.	0	5	19	7	4	77
at Purdue	0	3	(-2)	7	1	82
N'western	0	3	4	0	5	11
at Illinois						
Nebraska						

3rd Down and...

IOWA														OPPONENTS													
YARDS	NIU	ISU	UNI	UW	MINN	IU	MD	PSU	PUR	NW	ILL	NEB	TOTAL	YARDS	NIU	ISU	UNI	UW	MINN	IU	MD	PSU	PUR	NW	ILL	NEB	TOTAL
1-3	6-7	2-2	2-4	2-4	2-4	3-4	3-5	1-2	3-3	1-3	0-0	0-0	25-38	1-3	2-6	1-2	3-3	3-6	2-3	4-5	3-4	2-4	3-6	4-5	0-0	0-0	27-44
4-6	1-4	2-5	3-7	1-4	3-6	2-3	2-5	1-6	3-3	1-4	0-0	0-0	19-47	4-6	1-2	2-6	1-2	2-3	1-5	0-3	0-0	1-2	2-2	1-6	0-0	0-0	11-31
7-9	1-3	2-8	2-2	2-3	5-8	1-2	3-7	0-2	1-4	0-0	0-0	0-0	17-39	7-9	0-1	1-3	1-4	1-2	0-0	1-3	1-2	1-6	0-3	2-4	0-0	0-0	8-28
10-14	0-0	0-1	0-0	0-0	0-1	2-2	1-1	5-9	0-2	1-4	0-0	0-0	9-20	10-14	0-2	0-1	1-3	1-2	0-2	0-1	0-2	0-1	1-1	0-4	0-0	0-0	3-19
15+	0-2	0-1	0-2	0-0	0-0	0-1	0-0	0-1	0-2	0-2	0-0	0-0	0-11	15+	0-1	0-2	0-2	0-1	0-1	0-0	0-2	0-1	0-0	0-0	0-0	0-0	0-10
TOTAL	8-16	6-17	7-15	5-11	10-19	8-12	9-18	7-20	7-14	3-13	0-0	0-0	70-155	TOTAL	3-12	4-14	6-14	7-14	3-11	5-12	4-10	4-14	6-12	7-19	0-0	0-0	49-132





IOWA FOOTBALL

31 Bowl Games

11 Big Ten Championships

27 Consensus All-Americans

14 CFB Hall of Fame Inductees

Maryland (4)	17	72	9:04	FG	1	Recinos, 23-yd. FG
	11	40	5:00	FG	2	Recinos, 25-yd. FG
	10	58	4:09	TD	2	Smith, 10-yd. pass from Stanley
	10	27	5:11	FG	3	Recinos, 36-yd. FG

Iowa Avg. Drive **12.0** **49.3** **6:21**

at Penn State (3)	8	47	3:51	FG	1	Recinos, 27-yd. FG
	9	42	2:56	TD	1	Brincks, 10-yd. pass from Rastetter
	5	15	2:04	FG	2	Recinos, 49-yd. FG

Iowa Avg. Drive **7.3** **34.7** **3:10**

at Purdue (6)	12	90	5:41	TD	1	Kelly-Martin, 2-yd. run
	9	35	3:57	FG	2	Recinos, 34-yd. FG
	7	62	3:01	TD	2	Stanley, 1-yd. TD run
	5	81	2:38	TD	3	Hockenson, 4-yd. pass from Stanley
	12	75	4:57	TD	4	Sargent, 1-yd. run
	5	26	1:54	TD	4	Sargent, 1-yd. run

Iowa Avg. Drive **8.3** **61.5** **3:41**

Northwestern (2)	6	26	1:51	FG	2	Recinos, 46-yd. FG
	2	42	0:36	TD	3	Smith-Marsette, 28-yd. pass from Stanley

Iowa Avg. Drive **4.0** **34.0** **1:34**

Season Avg. (46) **7.8** **53.8** **3:29**

LONGEST DRIVES

Plays: 17 vs. Maryland (72 yards, 9:04)

Yards: 92 vs. Northern Iowa (10 plays, 4:39)

Time of Possession: 9:04 vs. Maryland (17 plays, 72 yards)





IOWA FOOTBALL

31 Bowl Games 11 Big Ten Championships 27 Consensus All-Americans 14 CFB Hall of Fame Inductees

Yards	Type	Player(s)	Opponent
65	Pass	Nate Stanley to Noah Fant	at Purdue
60	Pass	Nate Stanley to Ihmir Smith-Marsette	at Minnesota
60	Kick Return	Ihmir Smith-Marsette	at Indiana
58	Pass	Nate Stanley to Noah Fant	at Indiana
54	Pass	Nate Stanley to T.J. Hockenson	at Indiana
49	Kick Return	Ihmir Smith-Marsette	at Penn State
49	Kick Return	Ihmir Smith-Marsette	at Minnesota
48	Pass	Nate Stanley to Mekhi Sargent	UNI
46	Pass	Nate Stanley to T.J. Hockenson	Wisconsin
45	Pass	Nate Stanley to T.J. Hockenson	Wisconsin
45	Pass	Nate Stanley to Ihmir Smith-Marsette	Iowa State
43	Kick Return	Ihmir Smith-Marsette	Northwestern
43	Pass	Nate Stanley to Noah Fant	UNI
40	Kick Return	Ihmir Smith-Marsette	at Purdue
40	Run	Toren Young	N. Illinois
38	Punt Return	Kyle Groeneweg	at Purdue
37	Pass	Nate Stanley to T.J. Hockenson	Northwestern
37	Kick Return	Ihmir Smith-Marsette	Northwestern
36	Pass	Nate Stanley to Ihmir Smith-Marsette	Northwestern
36	Int. Return	Riley Moss	at Minnesota
35	Kick Return	Kyle Groeneweg	at Indiana
34	Kick Return	Ihmir Smith-Marsette	at Minnesota
32	Kick Return	Ihmir Smith-Marsette	at Penn State
30	Pass	Nate Stanley to T.J. Hockenson	at Indiana
30	Pass	Nate Stanley to T.J. Hockenson	at Minnesota
30	Pass	Nate Stanley to Brandon Smith	Iowa State
30	Pass	Peyton Mansell to Nate Wieting	N. Illinois
29	Pass	Nate Stanley to T.J. Hockenson	at Penn State
29	Pass	Nate Stanley to Noah Fant	UNI
29	Int. Return	Michael Ojemudia	UNI
28	Pass	Nate Stanley to Ihmir Smith-Marsette	Northwestern
28	Pass	Nate Stanley to Noah Fant	at Indiana
27	Kick Return	Ihmir Smith-Marsette	N. Illinois
26	Punt Return	Dominique Daffney	at Penn State
26	Pass	Nate Stanley to Brandon Smith	at Minnesota
25	Pass	Nate Stanley to Ivory Kelly-Martin	at Minnesota
24	Int. Return	Geno Stone	at Penn State
24	Kick Return	Devonte Young	at Indiana
24	Pass	Nate Stanley to T.J. Hockenson	Wisconsin
24	Pass	Nate Stanley to T.J. Hockenson	N. Illinois
24	Run	Toren Young	N. Illinois

BY LENGTH		
Yards	No.	TD
20-29	32	5
30-39	12	0
40-49	10	0
50-59	2	1
60-69	3	1
70-79	0	0
80-89	0	0
90+	0	0
TOTAL	59	7

BY PLAY TYPE		
Type	No.	TD
Rushing	6	0
Passing	34	6
Punt Returns	3	0
Kick Returns	13	0
Int. Returns	3	1
Fumble Returns	0	0
Other	0	0
TOTAL	59	6

LONGEST PLAYS OF 2017	
RUSHING	40, Toren Young vs. Northern Illinois, 9/1/18
RUSHING TOUCHDOWN	15, Toren Young vs. UNI, 9/16/18
RECEIVING	65, Noah Fant at Purdue, 11/3/18
RECEIVING TOUCHDOWN	60, Ihmir Smith-Marsette at Minnesota, 10/6/18
PUNT RETURN	38, Kyle Groeneweg at Purdue, 11/3/18
KICK RETURN	60, Ihmir Smith-Marsette at Indiana, 10/13/18
INTERCEPTION RETURN	36, Riley Moss at Minnesota, 10/6/18
FUMBLE RETURN	7, Chauncey Golston vs. Iowa State, 9/8/18
PUNT	69, Colten Rastetter vs. Northern Illinois, 9/1/18
FIELD GOAL	49, Miguel Recinos at Penn State, 10/27/18

GAME-BY-GAME LONGEST PLAYS

IOWA

Yds	Opponent	Player(s)
40	Northern Illinois	Toren Young (run)
45	Iowa State	Ihmir Smith-Marsette (reception)
48	UNI	Mekhi Sargent (reception)
46	Wisconsin	T.J. Hockenson (reception)
60	at Minnesota	Ihmir Smith-Marsette (reception (TD))
60	at Indiana	Ihmir Smith-Marsette (kick return)
16	Maryland	T.J. Hockenson (reception)/Peyton Mansell (run)
49	at Penn State	Ihmir Smith-Marsette (kick return)
65	at Purdue	Noah Fant (reception)
43	Northwestern	Ihmir Smith-Marsette (kick return)

OPPONENT

Yds	Opponent	Player(s)
23	Northern Illinois	D.J. Brown (kick return)
31	Iowa State	Deshaunte Jones (reception)
40	UNI	Jalen Rima (reception)
33	Wisconsin	Alec Ingold (reception & run (TD))
52	at Minnesota	Tyler Johnson (reception)
33	at Indiana	Ty Fryfogle (reception-TD)
22	Maryland	Ty Johnson (kick return)
67	at Penn State	K.J. Hamler (kick return)
82	at Purdue	Terry Wright (reception-TD)
34	Northwestern	Isaiah Bowser (run-TD)





IOWA FOOTBALL

31 Bowl Games

11 Big Ten Championships

27 Consensus All-Americans

14 CFB Hall of Fame Inductees

23	Run	Mekhi Sargent	at Penn State
23	Pass	Nate Stanley to Brandon Smith	at Indiana
23	Punt Return	Kyle Groeneweg	Wisconsin
23	Pass	Nate Stanley to Nick Easley	UNI
22	Pass	Nate Stanley to Noah Fant	
22	Kick Return	Ihmir Smith-Marsette	at Penn State
22	Pass	Nate Stanley to Nick Easley	Wisconsin
22	Pass	Peyton Mansell to Tyrone Tracy	UNI
21	Pass	Nate Stanley to Nate Wieting	at Purdue
21	Pass	Nate Stanley to Mekhi Sargent	at Indiana
21	Pass	Nate Stanley to Nick Easley	at Minnesota
21	Pass	Nate Stanley to T.J. Hockenson	N. Illinois
20	Kick Return	Ihmir Smith-Marsette	Northwestern
20	Pass	Nate Stanley to T.J. Hockenson	Northwestern
20	Run	Mekhi Sargent	at Penn State
20	Pass	Nate Stanley to T.J. Hockenson	at Penn State
20	Pass	Nate Stanley to Noah Fant	Wisconsin
20	Run	Ihmir Smith-Marsette	Wisconsin

BOLD plays note touchdowns





IOWA FOOTBALL

31 Bowl Games 11 Big Ten Championships 27 Consensus All-Americans 14 CFB Hall of Fame Inductees

IOWA BIG PLAYS

OPPONENT	Rushing			Passing				Special Teams		
	20-29	30-39	40+	20-29	30-39	40-49	50+	FG BLK	XPT BLK	PUNT BLK
Northern Illinois	1	0	1	2	1	0	0	0	0	0
Iowa State	0	0	0	0	1	1	0	0	0	0
Northern Iowa	0	0	0	3	0	2	0	0	0	0
Wisconsin	1	0	0	3	0	2	0	0	0	0
at Minnesota	0	0	0	3	1	0	1	0	0	0
at Indiana	0	0	0	3	1	0	2	0	0	0
Maryland	0	0	0	0	0	0	0	0	0	0
at Penn State	2	0	0	3	0	0	0	0	0	1
at Purdue	0	0	0	1	0	0	1	0	0	0
Northwestern	0	0	0	2	2	0	0	0	0	0
at Illinois	0	0	0	0	0	0	0	0	0	0
Nebraska	0	0	0	0	0	0	0	0	0	0
TOTALS	4	0	1	20	6	5	4	0	0	1

OPPONENT BIG PLAYS

OPPONENT	Rushing			Passing				Special Teams		
	20-29	30-39	40+	20-29	30-39	40-49	50+	FG BLK	XPT BLK	PUNT BLK
Northern Illinois	0	0	0	1	0	0	0	0	0	1
Iowa State	0	0	0	1	1	0	0	0	0	0
Northern Iowa	0	0	0	2	0	1	0	0	0	0
Wisconsin	0	1	0	2	1	0	0	1	0	0
at Minnesota	0	0	0	0	1	0	1	0	0	0
at Indiana	0	0	0	2	1	0	0	0	0	0
Maryland	0	0	0	0	0	0	0	0	0	0
at Penn State	0	0	1	0	1	0	0	0	0	0
at Purdue	0	0	0	0	1	1	2	0	0	0
Northwestern	0	1	0	0	1	0	0	0	0	0
at Illinois	0	0	0	0	0	0	0	0	0	0
Nebraska	0	0	0	0	0	0	0	0	0	0
TOTALS	0	2	1	8	7	2	3	1	0	1

TURNOVERS FORCED

OPPONENT	Iowa					Opponent			
	FUM	INT	TOT	PTS OFF	MARGIN	FUM	INT	TOT	PTS OFF
Northern Illinois	1	1	2	7	+1	0	1	1	0
Iowa State	1	0	1	0	+1	0	0	0	0
Northern Iowa	1	1	2	7	0	0	2	2	7
Wisconsin	0	0	0	0	-3	2	1	3	14
at Minnesota	0	4	4	3	+2	1	1	2	14
at Indiana	0	2	2	7	0	0	1	1	7
Maryland	1	1	2	14	0	0	1	1	0
at Penn State	1	1	2	7	0	0	2	2	7
at Purdue	0	2	2	7	0	1	0	1	0
Northwestern	0	2	2	7	0	2	0	2	0
at Illinois	0	0	0	0	0	0	0	0	0
Nebraska	0	0	0	0	0	0	0	0	0
Totals	5	14	19	59	+4	6	9	15	49





IOWA FOOTBALL

31 Bowl Games 11 Big Ten Championships 27 Consensus All-Americans 14 CFB Hall of Fame Inductees

IOWA DRIVE CHARTS

NORTHERN ILLINOIS

QTR.	START	TIME	PLAYS-YDS	TOP	RESULT
1st	IA 29	15:00	3-4	0:58	Punt
	IA 20	12:58	3-3	1:28	Punt
	IA 23	9:21	10-38	4:43	Interception
	IA 45	0:39	7-40	3:19	FIELD GOAL
2nd	IA 13	9:16	11-48	5:27	Downs
	IA 4	1:26	3-7	1:03	Punt
3rd	IA 17	13:51	3-6	1:25	Punt
	IA 42	11:33	7-58	4:13	TOUCHDOWN
	NIU 46	5:02	5-46	2:21	TOUCHDOWN
	NIU 26	0:47	6-26	2:45	TOUCHDOWN
4th	IA 24	12:15	6-6	3:42	Punt
	NIU 35	7:59	3-35	1:07	TOUCHDOWN
	IA 25	2:12	6-23	2:12	Half

IOWA STATE

QTR.	START	TIME	PLAYS-YDS	TOP	RESULT
1st	IA 25	15:00	3-6	1:29	Punt
	IA 25	6:42	6-9	3:20	Punt
	ISU 21	2:08	4-1	1:05	Missed FG
2nd	IA 29	14:07	8-38	4:21	Punt
	ISU 28	7:34	6-15	2:16	FIELD GOAL
	IA 6	1:25	3-9	1:25	Half
3rd	IA 34	13:27	4-17	2:41	Punt
	IA 30	9:06	6-40	2:32	FIELD GOAL
	IA 43	1:58	9-25	3:02	Missed FG
4th	IA 17	11:17	13-83	6:30	TOUCHDOWN
	IA 46	3:33	3-2	1:01	Punt
	ISU 40	1:53	3-13	1:53	Half

NORTHERN IOWA

QTR.	START	TIME	PLAYS-YDS	TOP	RESULT
1st	IA 25	15:00	6-16	2:42	Punt
	IA 8	10:46	10-92	4:39	TOUCHDOWN
	IA 32	4:50	12-68	5:41	TOUCHDOWN
2nd	IA 33	8:35	14-67	6:26	TOUCHDOWN
	IA 36	1:37	7-25	1:08	Interception
	UNI 35	0:12	2-23	0:12	Missed FG
3rd	IA 24	14:10	10-52	4:20	FIELD GOAL
	UNI 41	8:46	4-41	1:43	TOUCHDOWN
	IA 28	3:20	3-72	1:21	TOUCHDOWN
4th	IA 25	11:12	7-45	3:33	Interception
	IA 25	5:25	4-(-2)	2:32	Punt
	IA 43	2:17	4-6	2:17	Downs

WISCONSIN

QTR.	START	TIME	PLAYS-YDS	TOP	RESULT
1st	IA 15	10:29	11-80	5:48	Downs
2nd	IA 25	14:31	6-33	3:42	Punt
	IA 23	6:42	4-77	1:27	TOUCHDOWN
	IA 3	00:56	3-26	0:56	Half
3rd	IA 25	15:00	10-69	4:48	FIELD GOAL
	IA 25	5:12	8-75	3:35	TOUCHDOWN
4th	IA 12	11:25	3-7	0:56	Punt
	IA 15	8:34	6-32	2:54	Punt
	IA 24	0:57	3-6	0:19	Interception
	IA 25	0:22	1-27	0:22	Half

OPPONENT DRIVE CHARTS

NORTHERN ILLINOIS

QTR.	START	TIME	PLAYS-YDS	TOP	RESULT
1st	IA 23	14:02	4-7	1:04	Missed FG
	NIU 22	11:30	4-14	2:09	Punt
	NIU 7	4:38	10-48	3:59	Downs
	NIU 25	12:20	6-16	3:04	Punt
2nd	NIU 39	3:49	6-38	2:23	Interception
	IA 45	0:23	4-13	0:21	Missed FG
3rd	NIU 35	15:00	3-9	1:09	Punt
	NIU 20	12:26	3-7	0:53	Punt
	NIU 28	7:20	3-(-19)	2:18	Punt
	NIU 25	2:41	5-1	1:54	Fumble
4th	NIU 25	13:02	3-4	0:47	Punt
	NIU 1	8:33	2-(-1)	0:34	Safety
	NIU 25	6:52	11-75	4:40	TOUCHDOWN

IOWA STATE

QTR.	START	TIME	PLAYS-YDS	TOP	RESULT
1st	ISU 28	13:31	13-66	6:49	FIELD GOAL
	ISU 15	3:22	3-(-8)	1:14	Punt
	ISU 20	1:03	4-14	1:56	Punt
2nd	ISU 8	9:46	3-7	2:12	Punt
	ISU 25	5:18	6-11	3:53	Punt
	ISU 25	15:00	3-6	1:33	Punt
3rd	ISU 9	10:46	3-5	1:40	Punt
	ISU 25	6:34	9-32	4:36	Downs
	ISU 32	13:56	7-15	2:39	Punt
4th	ISU 26	4:47	3-0	1:14	Punt
	ISU 20	2:32	3-20	0:39	Fumble

NORTHERN IOWA

QTR.	START	TIME	PLAYS-YDS	TOP	RESULT
1st	UNI 22	12:18	3-5	1:32	Punt
	UNI 16	6:07	4-11	1:17	Punt
	UNI 25	14:09	9-4	5:34	Punt
2nd	UNI 31	2:09	3-0	0:32	Punt
	UNI 28	0:29	1-0	0:17	Interception
	UNI 25	15:00	3-2	0:50	Punt
3rd	UNI 25	9:50	3-16	1:04	Fumble
	UNI 25	7:03	10-47	3:43	Missed FG
	UNI 25	1:59	14-75	5:47	TOUCHDOWN
4th	UNI 35	7:39	6-65	2:14	TOUCHDOWN
	IA 49	2:53	4-8	0:36	Downs

WISCONSIN

QTR.	START	TIME	PLAYS-YDS	TOP	RESULT
1st	W 25	15:00	8-31	4:31	Punt
	W 5	4:41	11-95	5:10	TOUCHDOWN
2nd	W 11	10:49	7-43	4:07	Punt
	W 22	5:15	3-2	1:44	Punt
	W 45	3:31	3-3	2:35	Punt
3rd	W 25	10:12	6-28	3:27	Punt
	IA 10	6:45	3-10	1:33	TOUCHDOWN
	W 10	1:37	9-46	5:12	Punt
4th	W 44	10:29	3-7	1:55	Punt
	W 12	5:40	10-88	4:43	TOUCHDOWN
	IA 37	0:38	3-37	0:16	TOUCHDOWN





IOWA FOOTBALL

31 Bowl Games 11 Big Ten Championships 27 Consensus All-Americans 14 CFB Hall of Fame Inductees

IOWA DRIVE CHARTS

MINNESOTA

QTR.	START	TIME	PLAYS-Yds	TOP	RESULT
1st	IA 47	13:29	10-53	4:40	TOUCHDOWN
	IA 38	7:12	3-62	1:24	TOUCHDOWN
	IA 36	0:58	3-2	1:14	Punt
2nd	IA 26	12:03	14-74	6:06	TOUCHDOWN
	IA 25	4:00	3-0	0:59	Punt
	M 49	2:02	5-49	0:27	TOUCHDOWN
	IA 20	1:12	1-0	0:10	Interception
	IA 35	0:53	3-9	0:53	Half
3rd	IA 25	15:00	9-53	3:19	FIELD GOAL
	IA 12	8:52	2-(-2)	0:40	Fumble
	IA 49	7:36	9-51	3:33	TOUCHDOWN
	IA 28	0:29	3-6	0:50	Punt
4th	IA 37	14:32	3-3	1:37	Punt
	M 9	11:59	4-7	2:39	FIELD GOAL
	M 45	5:35	8-45	4:08	TOUCHDOWN

INDIANA

QTR.	START	TIME	PLAYS-Yds	TOP	RESULT
1st	IA 26	10:27	5-74	3:12	TOUCHDOWN
	IA 30	5:28	11-70	4:07	TOUCHDOWN
	IA 22	0:17	5-40	2:26	Interception
2nd	IU 38	12:04	4-38	2:01	TOUCHDOWN
	IA 10	7:39	6-16	4:13	Punt
	IA 43	0:41	4-6	0:41	Half
3rd	IA 37	15:00	7-63	2:57	TOUCHDOWN
	IA 39	10:48	3-61	1:29	TOUCHDOWN
	IA 45	5:50	4-9	3:46	Punt
4th	IA 20	13:22	9-80	3:59	TOUCHDOWN
	IA 19	3:56	7-21	3:56	Downs

MARYLAND

QTR.	START	TIME	PLAYS-Yds	TOP	RESULT
1st	IA 28	15:00	8-46	4:36	Interception
	IA 23	9:07	17-72	9:04	FIELD GOAL
2nd	M 47	14:03	11-40	5:00	FIELD GOAL
	IA 42	4:17	10-58	4:09	TOUCHDOWN
3rd	M 45	12:48	10-27	5:11	FIELD GOAL
	IA 39	5:51	3-1	1:33	Punt
4th	IA 27	15:00	6-19	3:46	Punt
	IA 26	8:47	14-58	7:36	Downs

PENN STATE

QTR.	START	TIME	PLAYS-Yds	TOP	RESULT
1st	IA 44	14:00	8-47	3:51	FIELD GOAL
	PSU 42	8:18	9-42	2:56	TOUCHDOWN
	IA 25	0:27	3-(-1)	0:54	Punt
2nd	IA 43	13:31	6-6	3:01	Punt
	IA 31	7:44	2-1	0:55	Interception
	PSU 46	6:36	5-15	2:04	FIELD GOAL
	IA 35	3:49	8-23	3:12	Downs
3rd	IA 25	15:00	5-19	1:36	Punt
	IA 25	12:10	5-27	2:50	Punt
	IA 29	8:00	3-(-5)	2:05	Punt
	IA 25	4:10	6-17	2:48	Punt
4th	IA 10	12:57	6-41	2:09	Punt
	IA 25	8:24	12-72	5:06	Interception
	IA 23	1:23	11-48	1:23	Half

OPPONENT DRIVE CHARTS

MINNESOTA

QTR.	START	TIME	PLAYS-Yds	TOP	RESULT
1st	M 25	15:00	3-(-6)	1:31	Punt
	M 25	8:49	3-(-4)	1:37	Punt
	M 25	5:48	10-75	4:50	TOUCHDOWN
2nd	M 17	14:44	5-13	2:41	Punt
	M 25	5:57	6-43	1:57	FIELD GOAL
	M 44	3:01	4-5-	0:59	Downs
	M 25	1:35	3-47	0:23	Interception
	IA 6	1:02	2-6	0:09	TOUCHDOWN
3rd	M 35	11:41	6-21	2:49	Punt
	IA 3	8:12	2-3	0:36	TOUCHDOWN
	M 25	4:03	7-47	3:34	Downs
4th	M 25	14:39	1-0	0:07	Interception
	M 17	12:55	2-(-7)	0:56	Interception
	M 25	9:20	10-75	3:45	TOUCHDOWN
	M 38	1:27	4-27	0:49	Interception

INDIANA

QTR.	START	TIME	PLAYS-Yds	TOP	RESULT
1st	IU 25	15:00	13-64	4:28	FIELD GOAL
	IU 25	7:15	3-(-10)	1:47	Punt
	IU 25	1:21	3-7	1:04	Punt
2nd	IA 35	12:51	2-34	0:34	TOUCHDOWN
	IU 25	10:03	5-17	2:24	Punt
	IU 31	3:26	8-41	2:45	Downs
3rd	IU 25	12:03	3-3	1:15	Punt
	IU 25	9:19	8-75	3:24	TOUCHDOWN
4th	IU 20	2:04	11-74	3:42	Interception
	IU 20	9:17	12-60	5:21	Interception

MARYLAND

QTR.	START	TIME	PLAYS-Yds	TOP	RESULT
1st	M 26	10:24	4-19	1:17	Punt
	M 25	0:03	3-(-7)	1:00	Punt
2nd	M 25	9:03	8-28	4:46	Interception
	M 25	15:00	3-(-8)	2:12	Punt
	M 25	7:37	3-1	1:46	Punt
	M 10	4:18	2-(-10)	0:47	Fumble
4th	M 26	3:31	6-9	3:31	Punt
	M 6	11:14	6-27	2:27	Punt
	M 16	1:11	3-25	1:11	Half

PENN STATE

QTR.	START	TIME	PLAYS-Yds	TOP	RESULT
1st	PSU 25	15:00	3-1	0:52	SAFETY
	PSU 25	10:09	3-(-15)	1:51	Punt
	PSU 15	5:18	10-85	4:51	TOUCHDOWN
2nd	PSU 27	14:33	4-(-27)	0:54	SAFETY
	PSU 15	10:30	6-14	2:46	Punt
	IA 3	6:49	1-3	0:04	TOUCHDOWN
	PSU 25	4:32	3-7	0:43	Punt
3rd	PSU 42	0:37	4-31	0:34	FIELD GOAL
	PSU 23	13:24	4-77	1:14	TOUCHDOWN
	PSU 14	9:20	3-3	1:20	Punt
	PSU 45	5:55	6-24	1:45	FIELD GOAL
4th	PSU 23	1:22	9-67	3:25	Fumble
	PSU 8	10:48	2-1	0:48	Interception
	IA 31	9:49	4-5	1:25	FIELD GOAL
	PSU 9	3:18	5-24	1:55	Punt





IOWA FOOTBALL

31 Bowl Games

11 Big Ten Championships

27 Consensus All-Americans

14 CFB Hall of Fame Inductees

IOWA DRIVE CHARTS

PURDUE

QTR.	START	TIME	PLAYS-YDS	TOP	RESULT
1st	IA 10	11:56	12-90	5:41	TOUCHDOWN
	IA 38	3:40	5-13	1:29	Punt
2nd	IA 49	14:44	9-35	3:57	FIELD GOAL
	IA 25	6:27	4-18	1:54	Punt
	IA 38	3:18	7-62	3:01	TOUCHDOWN
3rd	IA 40	15:00	3-(-2)	2:39	Punt
	IA 19	12:11	5-81	2:38	TOUCHDOWN
	IA 8	7:29	3-3	2:17	Punt
	IA 25	2:26	12-75	4:57	TOUCHDOWN
4th	PUR 26	12:13	5-26	1:54	TOUCHDOWN
	IA 17	8:00	5-2	3:30	Punt

NORTHWESTERN

QTR.	START	TIME	PLAYS-YDS	TOP	RESULT
1st	IA 47	15:00	3-7	1:35	Punt
	IA 8	10:07	12-62	5:14	Downs
	IA 10	2:41	5-26	2:41	Punt
2nd	IA 8	14:18	7-46	4:20	Punt
	IA 31	7:29	5-12	2:43	Punt
	IA 46	2:47	6-26	1:51	FIELD GOAL
3rd	NU 42	13:50	3-4	2:07	Punt
	IA 40	9:19	7-40	2:16	Missed FG
	NU 42	5:03	2-42	0:36	TOUCHDOWN
4th	IA 20	12:26	3-5	2:00	Punt
	IA 37	9:27	3-0	0:34	Punt
	IA 25	6:16	4-26	1:50	Fumble
	IA 10	2:41	5-32	1:07	Fumble

OPPONENT DRIVE CHARTS

PURDUE

QTR.	START	TIME	PLAYS-YDS	TOP	RESULT
1st	PUR 26	15:00	9-74	3:04	TOUCHDOWN
	PUR 25	6:15	7-75	2:35	TOUCHDOWN
	PUR 16	2:11	5-14	2:27	Punt
2nd	PUR 11	10:47	10-89	4:20	TOUCHDOWN
	PUR 21	4:33	3-2	1:15	Punt
3rd	PUR 18	12:21	1-82	0:10	TOUCHDOWN
	PUR 25	9:33	6-34	2:04	Interception
	IA 18	5:12	6-18	2:46	TOUCHDOWN
4th	PUR 14	12:29	1-0	0:16	Interception
	PUR 15	10:19	4-18	2:19	Punt
	PUR 50	4:30	11-43	4:30	FIELD GOAL

NORTHWESTERN

QTR.	START	TIME	PLAYS-YDS	TOP	RESULT
1st	NU 14	13:25	9-36	3:18	Punt
	NU 30	4:53	5-22	2:12	Punt
2nd	NU 45	15:00	3-5	0:42	Punt
	NU 8	9:58	4-16	2:29	Punt
	NU 19	4:46	3-(-2)	1:59	Punt
3rd	NU 25	15:00	5-11	1:10	Interception
	NU 20	11:43	6-80	2:24	TOUCHDOWN
	NU 20	7:03	6-16	2:00	Interception
	NU 25	4:27	19-55	7:01	Missed FG
4th	IA 46	10:26	4-46	0:59	TOUCHDOWN
	NU 30	8:53	3-4	2:37	Punt
	NU 49	4:26	3-2	1:45	Punt
	IA 42	1:34	4-12	1:34	Half





IOWA FOOTBALL

31 Bowl Games 11 Big Ten Championships 27 Consensus All-Americans 14 CFB Hall of Fame Inductees

PASSING

Peyton Mansell (RS Fr.)

Att: 3 vs. UNI (9/15/18)
Comp: 2, 2X, last vs. UNI (9/15/18)
Yards: 35 vs. Northern Illinois (9/1/18)
Long: 30 vs. Northern Illinois (9/1/18)

Nate Stanley (Jr.)

Att: 49 at Penn State (10/27/18)
Comp: 27, 2X, last vs. Northwestern (11/10/18)
Yards: 333 at Iowa State (9/9/17)
TDs: 6 at Indiana (10/13/18)
Long: 70 vs. Penn State (9/23/17)

Spencer Petras (Fr.)

Att: 1 vs. Maryland (10/20/18)

Colten Rastetter (RS So.)

Att: 1, 3X, last at Penn State (10/27/18)
Comp: 1, 3X, last at Penn State (10/27/18)
Yards: 18 vs. Ohio State (11/4/17)
TD: 1 at Penn State (10/27/18)

RUSHING

Max Cooper (So.)

Att: 1 at Indiana (10/13/18)
Yards: 9 at Indiana (10/13/18)
Long: 9 at Indiana (10/13/18)

Nick Easley (Sr.)

Att: 1, 4X, last vs. Maryland (10/20/18)
Yards: 9 vs. UNI (9/15/18)
Long: 9 vs. UNI (9/15/18)

Noah Fant (Jr.)

Att: 1, 4X, last at Purdue (11/3/18)
Yards: 3, 2X, last at Purdue (11/3/18)
Long: 3, 2X, last at Purdue (11/3/18)

Henry Geil (Fr.)

Att: 10 vs. UNI (9/15/18)
Yards: 24 vs. UNI (9/15/18)
Long: 7 vs. UNI (9/15/18)

Kyle Groeneweg (Sr.)

Att: 1, 2X, last vs. Wisconsin (9/22/18)
Yards: 11 vs. UNI (9/15/18)
Long: 11 vs. UNI (9/15/18)

T.J. Hockenson (RS So.)

Att: 1 at Minnesota (10/6/18)
Yards: 4 at Minnesota (10/6/18)
Long: 4 at Minnesota (10/6/18)
TD: 1 at Minnesota (10/6/18)

Amani Hooker (Jr.)

Att: 1 vs. Illinois (10/7/17)
Yards: 18 vs. Illinois (10/7/17)
Long: 18 vs. Illinois (10/7/17)

Austin Kelly (Sr.)

Att: 3 at Purdue (11/3/18)
Yards: 7 vs. Maryland (10/20/18)
Long: 4 vs. Maryland (10/20/18)

Ivory Kelly-Martin (So.)

Att: 24 vs. Maryland (10/20/18)
Yards: 98 vs. Maryland (10/20/18)
Long: 57 at Nebraska (11/24/17)
TD: 2 vs. North Texas (9/16/17)

Peyton Mansell (RS Fr.)

Att: 3 vs. Maryland (10/20/18)
Yards: 17 vs. Maryland (10/20/18)
TD: 1 vs. Northern Illinois (9/1/18)
Long: 16 vs. Maryland (10/20/18)

Colton Rastetter (RS So.)

Att: 1 vs. Ohio State (11/4/17)
Yards: 7 vs. Ohio State (11/4/17)
Long: 7 vs. Ohio State (11/4/17)

Brady Ross (Jr.)

Att: 2 vs. Iowa State (9/8/18)
Yards: 5, 2X, last at Minnesota (10/6/18)
Long: 5 at Minnesota (10/6/18)

Mekhi Sargent (So.)

Att: 16 at Penn State (10/27/18)
Yards: 91 at Penn State (10/27/18)
Long: 23 at Penn State (10/27/18)
TD: 2, 2X, last at Purdue (11/3/18)

Ihmir Smith-Marsette (So.)

Att: 2 at Northwestern (10/21/17)
Yards: 20 vs. Wisconsin (9/22/18)
Long: 20 vs. Wisconsin (9/22/18)

Nate Stanley (Jr.)

Att: 8 vs. Purdue (11/18/17)
Yards: 15 vs. Minnesota (10/28/17)
Long: 13 vs. Maryland (10/20/18)
TD: 1 at Purdue (11/3/18)

Tyrone Tracy, Jr. (Fr.)

Att: 1 vs. Northwestern (11/10/18)
Yards: --
Long: --

Tristan Wirfs (So.)

Att: 1 at Penn State (10/27/18)
Yards: 15 at Penn State (10/27/18)
Long: 15 at Penn State (10/27/18)

Toren Young (RS So.)

Att: 21 vs. Iowa State (9/8/18)
Yards: 96 at Indiana (10/13/18)
Long: 40 vs. Northern Illinois (9/1/18)
TD: 1, 4X, last vs. UNI (9/15/18)

RECEIVING

Sam Brincks (Sr.)

Catches: 1 at Penn State (10/27/18)
Yards: 10 at Penn State (10/27/18)
Long: 10 at Penn State (10/27/18)
TD: 1 at Penn State (10/27/18)

Max Cooper (So.)

Catches: 1, 3X, last vs. UNI (9/15/18)
Yards: 7 vs. UNI (9/15/18)
Long: 7 vs. UNI (9/15/18)

Nick Easley (Sr.)

Catches: 10 vs. UNI (9/15/18)
Yards: 103 vs. UNI (9/15/18)
TD: 1, 7X, last at Indiana (10/13/18)
Long: 45 vs. Wyoming (9/2/17)

A.J. Epenesa (So.)

Catches: 1 at Michigan State (9/30/17)
Yards: 15 at Michigan State (9/30/17)
Long: 15 at Michigan State (9/30/17)

Noah Fant (Jr.)

Catches: 5, 2X, last at Penn State (10/27/18)
Yards: 116 at Nebraska (11/24/17)
Long: 68 at Nebraska (11/24/17)
TD: 2, 4X, last vs. Wisconsin (9/22/18)

Kyle Groeneweg (Sr.)

Catches: 1, 2X, last at Purdue (11/3/18)
Yards: 18 at Purdue (11/3/18)
Long: 18 at Purdue (11/3/18)

T.J. Hockenson (RS So.)

Catches: 7 vs. Northwestern (11/10/18)
Yards: 125 vs. Wisconsin (9/22/18)
Long: 54 at Indiana (10/13/18)
TD: 2 at Indiana (10/13/18)

Austin Kelly (Sr.)

Catches: 1, 2X, last at Indiana (10/13/18)
Yards: 5 at Purdue (10/15/18)
TD: 1 at Indiana (10/13/18)
Long: 5 at Purdue (10/15/18)

Ivory Kelly-Martin (So.)

Catches: 3 vs. Northwestern (11/10/18)
Yards: 40 at Minnesota (10/6/18)
TD: 1 vs. Illinois (10/7/17)
Long: 25 at Minnesota (10/6/18)

Nico Ragaini (Fr.)

Catches: 1 vs. UNI (9/15/18)
Yards: 7 vs. UNI (9/15/18)
Long: 7 vs. UNI (9/15/18)

Brady Ross (Jr.)

Catches: 1, 6X, last at Indiana (10/13/18)
Yards: 11 vs. Wisconsin (9/22/18)
Long: 11 vs. Wisconsin (9/22/18)

Mekhi Sargent (So.)

Catches: 4 at Purdue (11/3/18)
Yards: 48 vs. UNI (9/15/18)
Long: 48 vs. UNI (9/15/18)

Brandon Smith (So.)

Catches: 5 at Minnesota (10/6/18)
Yards: 68 at Minnesota (10/6/18)
TD: 1 vs. Maryland (10/20/18)
Long: 30 vs. Iowa State (9/8/18)

Ihmir Smith-Marsette (So.)

Catches: 4, 2X, last vs. Northwestern (11/10/18)
Yards: 90 vs. Northwestern (11/10/18)
TD: 2 at Iowa State (9/9/17)
Long: 60 at Minnesota (10/6/18)

Tyrone Tracy (Fr.)

Catches: 1 vs. UNI (9/15/18)
Yards: 22 vs. UNI (9/15/18)
Long: 22 vs. UNI (9/15/18)





IOWA FOOTBALL

31 Bowl Games 11 Big Ten Championships 27 Consensus All-Americans 14 CFB Hall of Fame Inductees

Nate Wieting (Jr.)

Catches: 1, 3X, last at Purdue (11/3/18)
Yards: 30 vs. Northern Illinois (9/1/18)
Long: 30 vs. Northern Illinois (9/1/18)

Toren Young (RS So.)

Catches: 1, 4X, last vs. Northwestern (11/10/18)
Yards: 23 at Northwestern (10/21/17)
TD: 1 at Indiana (10/13/18)
Long: 23 at Northwestern (10/21/17)

DEFENSE

Shaun Beyer (RS Fr.)

Tackles: 1 at Penn State (10/27/18)
Solo: at Penn State (10/27/18)

Sam Brincks (Sr.)

Tackles: 4, 2X, last at Indiana (10/13/18)
Solo: 1, 8X, last vs. Northwestern (11/10/18)
Asst: 3, 3X, last at Indiana (10/13/18)
TFL: 1 vs. Penn State (9/23/17)
PB: 1, 2X, last at Northwestern (10/21/17)
FR: 1 vs. Miami (Ohio) (9/3/16)
QH: 1, 3X, last vs. UNI (9/15/18)

Julius Brents (Fr.)

Tackles: 4 vs. Wisconsin (9/22/18)
Solo: 3 at Penn State (10/27/18)
Asst: 2, 2X, last at Minnesota (10/6/18)
INT: 1 at Minnesota (10/6/18)
PB: 2 at Minnesota (10/6/18)

Dijmon Colbert (RS Fr.)

Tackles: 8 at Minnesota (10/6/18)
Solo: 3, 4X, last vs. Northwestern (11/10/18)
Asst: 5 at Minnesota (10/6/18)
TFL: 1 at Purdue (11/3/18)
PB: 1 at Indiana (10/13/18)

Max Cooper (So.)

Tackles: 1 vs. UNI (9/15/18)
Solo: 1 vs. UNI (9/15/18)

Dominique Daffney (Jr.)

Tackles: 1, 2X, last at Penn State (10/27/18)
Solo: 1 at Penn State (10/27/18)
Asst: 1 vs. Maryland (10/20/18)
Punt Block: 1 at Penn State (10/27/18)

Dillon Doyle (Fr.)

Tackles: 1 vs. Maryland (10/20/18)
Asst: 1 vs. Maryland (10/20/18)

Wes Dvorak (RS So.)

Tackles: 1, 2X, last at Nebraska (11/24/17)
Solo: 1 vs. Ohio State (11/4/17)
Asst: 1 at Nebraska (11/24/17)

A.J. Epenesa (So.)

Tackles: 5 vs. Iowa State (9/8/18)
Solo: 3 vs. Iowa State (9/8/18)
Asst: 3 vs. Northern Illinois (9/1/18)
Sacks: 2 vs. Iowa State (9/8/18)
TFL: 2, 2X, last vs. Maryland (10/20/18)
FF: 1, 3X, last vs. Iowa State (9/8/18)
QH: 3 vs. Penn State (9/23/17)
PB: 1, 2X, last vs. Iowa State (9/8/18)

Jake Gervase (Sr.)

Tackles: 10, 2X, last vs. Northwestern (11/10/18)
Solo: 8 at Purdue (11/3/18)
Asst: 6 vs. Northwestern (11/10/18)
INT: 1, 7X, last vs. Northwestern (11/10/18)
TFL: 1, 2X, last vs. Boston College (12/27/17)
PB: 2 vs. Illinois (10/7/17)
FF: 1 vs. UNI (9/15/18)

Chauncey Golston (RS So.)

Tackles: 5 vs. Northwestern (11/10/18)
Solo: 3, 2X, last at Minnesota (10/6/18)
Asst: 3, 3X, last vs. Northwestern (11/10/18)
Sack: 1, 3X, last vs. Northwestern (11/10/18)
TFL: 1.5 at Purdue (11/3/18)
FR: 1, 2X, last vs. Iowa State (9/8/18)
QH: 1 vs. Northern Illinois (9/1/18)

Kyle Groeneweg (Sr.)

Tackles: 1, 2X, last at Penn State (10/27/18)
Solo: 1, 2X, last at Penn State (10/27/18)

Matt Hankins (So.)

Tackles: 8, 2X, last vs. Northwestern (11/10/18)
Solo: 5, 2X, last vs. Northwestern (11/10/18)
Asst: 4 vs. Boston College (12/27/17)
PB: 1, 4X, last vs. Northwestern (11/10/18)

Parker Hesse (Sr.)

Tackles: 7, 3X, last at Indiana (10/13/18)
Solo: 6 at Indiana (10/13/18)
Assists: 5, 2X, last vs. Wisconsin (9/22/18)
Sacks: 2, 2X, last vs. Northern Illinois (9/1/18)
TFL: 2.5 at Rutgers (9/24/16)
INT: 1, 2X, last at Iowa State (9/9/17)
QH: 2 vs. Northwestern (11/10/18)
FR: 1, 3X, last vs. Boston College (12/27/17)
FF: 1, 4X, last vs. Penn State (9/23/17)
PB: 1, 9X, last vs. Iowa State (9/8/18)

Jack Hockaday (Sr.)

Tackles: 9 vs. Wisconsin (9/22/18)
Solo: 3, 4X, last vs. Northwestern (11/10/18)
Asst: 8 vs. Wisconsin (9/22/18)
TFL: 1, 2X, last at Purdue (11/3/18)
FR: 1 at Penn State (10/27/18)
FF: 1, 2X, last vs. Michigan (11/12/16)
PB: 1, 3X, last vs. Northwestern (11/10/18)
QH: 1 vs. Illinois (10/7/17)

T.J. Hockenson (RS So.)

Tackles: 1 vs. Maryland (10/20/18)
Solo: 1 vs. Maryland (10/20/18)

Amani Hooker (Jr.)

Tackles: 13 vs. Penn State (9/23/17)
Solo: 11 vs. Penn State (9/23/17)
Asst: 4, 2X, last vs. Iowa State (9/8/18)
TFL: 1, 2X, last vs. Northwestern (11/10/18)
Sack: 1 vs. Northwestern (11/10/18)
Int: 1, 5X, last at Purdue (11/3/18)
PB: 2 at Minnesota (10/6/18)

Garret Jansen (Jr.)

Tackles: 3 vs. Iowa State (9/10/16)
Solo: 2, 2X, last at Northwestern (10/21/17)
Asst: 2 vs. Northern Illinois (9/1/18)
PB: 1 vs. Ohio State (11/4/17)
QH: 1 vs. Ohio State (11/4/17)

Amani Jones (Jr.)

Tackles: 9 at Minnesota (10/6/18)
Solo: 5 at Minnesota (10/6/18)
Asst: 4 at Minnesota (10/6/18)
Sack: 1 at Minnesota (10/6/18)
TFL: 2 at Minnesota (10/6/18)
PB: 1 at Purdue (10/15/16)

Ivory Kelly-Martin (So.)

Tackles: 1, 4X, last at Wisconsin (11/11/17)
Solo: 1, 2X, last at Wisconsin (11/11/17)
Asst: 1, 2X, last vs. Minnesota (10/28/17)

Jack Koerner (RS Fr.)

Tackles: 1 vs. Maryland (10/20/18)
Asst: 1 vs. Maryland (10/20/18)

Cedrick Lattimore (Jr.)

Tackles: 4, 2X, last vs. Northwestern (11/10/18)
Solo: 3, 2X, last vs. UNI (9/15/18)
Asst: 3 vs. Boston College (12/27/17)
Sack: 1, 3X, last vs. UNI (9/15/18)
TFL: 1, 3X, last vs. UNI (9/15/18)
FF: 1 at Illinois (11/19/16)
QH: 1, 2X, last at Northwestern (10/21/17)

Peyton Mansell (RS Fr.)

Tackles: 1 vs. UNI (9/15/18)
Solo: 1 vs. UNI (9/15/18)

Aaron Mends (Sr.)

Tackles: 2, 4X, last vs. Ohio State (11/4/17)
Solo: 1, 5X, last vs. Ohio State (11/4/17)
Assts: 2 vs. Illinois St. (9/5/15)
QH: 1 at Nebraska (11/27/15)
Sack: 1, 2X, last vs. Florida (1/2/17)
TFL: 1 vs. Florida (1/2/17)
Punt Block: 1 vs. Maryland (10/31/15)

Kaevon Merriweather (RS Fr.)

Tackles: 1 vs. Northern Illinois (9/1/18)
Solo: 1 vs. Northern Illinois (9/1/18)

John Milani (Jr.)

Tackles: 2, 2X, last at Purdue (11/3/18)
Solo: 2 at Purdue (11/3/18)
Asst: 1, 4X, last vs. Maryland (10/20/18)

Riley Moss (Fr.)

Tackles: 6 at Indiana (10/13/18)
Solo: 6 at Indiana (10/13/18)
Asst: 2 vs. Maryland (10/20/18)
INT: 2 at Minnesota (10/6/18)
PB: 2 vs. Maryland (10/20/18)

Anthony Nelson (Jr.)

Tackles: 7 vs. Wisconsin (9/22/18)
Solo: 4, 5X, last at Penn State (10/27/18)
Assts: 5 vs. Wisconsin (9/22/18)
Sacks: 3 at Minnesota (10/6/18)
TFL: 3 at Minnesota (10/6/18)
FF: 2 vs. Miami (Ohio) (9/3/16)
FR: 1 vs. Maryland (10/20/18) (TD)
PB: 2, 2X, last at Nebraska (11/24/17)
QH: 3 at Northwestern (10/21/17)
Block FG: 1 vs. Penn State (9/23/17)





IOWA FOOTBALL

31 Bowl Games 11 Big Ten Championships 27 Consensus All-Americans 14 CFB Hall of Fame Inductees

Matt Nelson (Sr.)

Tackles: 6, 2X, last at Penn State (10/27/18)
Solo: 4 at Rutgers (9/24/16)
Asst: 5, 2X, last vs. Boston College (12/27/17)
Sack: 2 at Rutgers (9/24/16)
TFL: 3 at Rutgers (9/24/16)
FR: 1, 3X, last vs. Northwestern (10/1/16)
QH: 1, 4X, last vs. Northwestern (11/10/18)
PB: 1, 8X, last vs. Northwestern (11/10/18)

Nick Niemann (So.)

Tackles: 10 vs. Wisconsin (9/22/18)
Solo: 4 vs. Northern Illinois (9/1/18)
Asst: 7 vs. Wisconsin (9/22/18)
Sack: 1 vs. Iowa State (9/8/18)
TFL: 1, 2X, last vs. Iowa State (9/8/18)

Michael Ojemudia (Jr.)

Tackles: 8 at Michigan State (9/30/17)
Solo: 6 vs. Illinois (10/7/17)
Asst: 4, 2X, last vs. Wisconsin (9/22/18)
TFL: 0.5 vs. Wisconsin (9/22/18)
INT: 1 vs. UNI (9/15/18)
PB: 1, 4X, last vs. Northwestern (11/10/18)

Miguel Recinos (Sr.)

Tackles: 1 vs. Boston College (12/27/17)
Asst: 1 vs. Boston College (12/27/17)

Brady Reiff (Jr.)

Tackles: 4 at Wisconsin (11/11/17)
Solo: 2 vs. Northwestern (11/10/18)
Asst: 3 at Wisconsin (11/11/17)
Sack: 1, 2X, last vs. UNI (9/15/18)
TFL: 1, 2X, last vs. UNI (9/15/18)
INT: 1 vs. Wyoming (9/2/17)
QB: 1 at Iowa State (9/9/17)
PB: 1, 3X, last vs. Purdue (11/18/17)
FF: 1 vs. Ohio State (11/4/17)

Brady Ross (Jr.)

Tackles: 2 vs. Boston College (12/27/17)
Solo: 1, 7X, last at Minnesota (10/6/18)
Asst: 1 vs. Boston College (12/27/17)
FR: 1 vs. Michigan (11/12/16)

Ihmir Smith-Marsette (So.)

Tackles: 1 at Minnesota (10/6/18)
Solo: 1 at Minnesota (10/6/18)

Nate Stanley (Jr.)

Tackles: 1 at Indiana (10/13/18)
Solo: 1 at Indiana (10/13/18)

Geno Stone (So.)

Tackles: 8 at Nebraska (11/24/17)
Solo: 7 at Purdue (11/3/18)
Asst: 6 at Nebraska (11/24/17)
TFL: 1 at Indiana (10/13/18)
FF: 1 at Indiana (10/13/18)
INT: 1, 5X, last vs. Northwestern (11/10/18)
PB: 1 vs. Wisconsin (9/22/18)

Jackson Subbert (Jr.)

Tackles: 1, 2X, last at Minnesota (10/6/18)
Solo: 1, 2X, last at Minnesota (10/6/18)

Josh Turner (RS Fr.)

Tackles: 2 vs. Northern Illinois (9/1/18)
Solo: 2 vs. Northern Illinois (9/1/18)

Barrington Wade (RS Fr.)

Tackles: 1, 2X, last vs. Northwestern (11/10/18)
Solo: 1 vs. Northwestern (11/10/18)
Asst: 1 at Minnesota (10/6/18)

Kristian Welch (Jr.)

Tackles: 11 vs. Northern Illinois (9/1/18)
Solo: 7 vs. Northern Illinois (9/1/18)
Asst: 4, 4X, last at Indiana (10/13/18)
Sacks: 1 vs. Northern Illinois (9/1/18)
TFL: 1 vs. Northern Illinois (9/1/18)
FF: 1 vs. Northern Illinois (9/1/18)
INT: 1 at Nebraska (11/24/17)
FR: 1 vs. UNI (9/15/18)
PB: 1 at Indiana (10/13/18)

Tristan Wirfs (So.)

Tackles: 1 at Penn State (10/27/18)
Solo: at Penn State (10/27/18)

Devonte Young (Jr.)

Tackles: 1, 4X, last at Minnesota (10/6/18)
Solo: 1, 2X, last vs. North Texas (9/16/17)
Asst: 1, 2X, last at Minnesota (10/6/18)

PUNT RETURNS

Max Cooper (So.)

Returns: 1 at Nebraska (11/24/17)
Yards: 12 at Nebraska (11/24/17)
Long: 12 at Nebraska (11/24/17)

Dominique Daffney (Jr.)

Returns: 1 at Penn State (10/27/18)
Yards: 26 at Penn State (10/27/18)
Long: 26 at Penn State (10/27/18)

Kyle Groeneweg (Sr.)

Returns: 5 vs. Northern Illinois (9/1/18)
Yards: 42 vs. Northern Illinois (9/1/18)
Long: 38 at Purdue (11/3/18)

KICKOFF RETURNS

Kyle Groeneweg (Sr.)

Returns: 1, 2X, last at Indiana (10/13/18)
Yards: 35 at Indiana (10/13/18)
Long: 35 at Indiana (10/13/18)

Amani Jones (Jr.)

Returns: 1 at Michigan State (9/30/17)
Yards: 15 at Michigan State (9/30/17)
Long: 15 at Michigan State (9/30/17)

Austin Kelly (Sr.)

Returns: 1 at Michigan State (9/30/17)
Yards: 7 at Michigan State (9/30/17)
Long: 7 at Michigan State (9/30/17)

Ivory Kelly-Martin (So.)

Returns: 3, 3X, last at Wisconsin (11/11/17)
Yards: 67 vs. Penn State (9/23/17)
Long: 35 at Michigan State (9/30/17)

Brady Ross (Jr.)

Returns: 1, 2X, last at Purdue (10/15/16)
Yards: 13 vs. North Dakota St. (9/17/16)
Long: 13 vs. North Dakota St. (9/17/16)

Ihmir Smith-Marsette (So.)

Returns: 3, 3X, last vs. Northwestern (11/10/18)
Yards: 103 at Penn State (10/27/18)
Long: 74 at Nebraska (11/24/17)

Devonte Young (Jr.)

Returns: 1, 2X, last at Purdue (11/3/18)
Yards: 24 at Indiana (10/13/18)
Long: 24 at Indiana (10/13/18)

SPECIALISTS

Keith Duncan (Jr.)

FG: 2, 3X, last vs. Michigan (11/12/16)
FGA: 3 vs. Wisconsin (10/22/16)
PAT: 7 at Purdue (10/15/16)
Long: 41 vs. Wisconsin (10/22/16)

Ryan Gersonde (So.)

Punts: 5, 2X, last vs. Minnesota (10/28/17)
Yards: 263 at Northwestern (10/21/17)
Avg.: 52.6 at Northwestern (10/21/17)
Long: 61 at Northwestern (10/21/17)

Colten Rastetter (Jr.)

Punts: 9 at Wisconsin (11/11/17)
Yards: 362 at Wisconsin (11/11/17)
Avg.: 55.0 at Northwestern (10/21/17)
Long: 69 vs. Northern Illinois (9/1/18)

Nate Stanley (Jr.)

Punts: 1, 4X, last vs. Iowa State (9/8/18)
Yards: 47 vs. Ohio State (11/4/17)
Avg. 47.0 vs. Ohio State (11/4/17)
Long: 47 vs. Ohio State (11/4/17)

Miguel Recinos (Sr.)

FG: 3 vs. Maryland (10/20/18)
FGA: 4 vs. Iowa State (9/8/18)
PAT: 8 at Nebraska (11/24/17)
Long: 49 at Penn State (10/27/18)





IOWA FOOTBALL

31 Bowl Games 11 Big Ten Championships 27 Consensus All-Americans 14 CFB Hall of Fame Inductees

MOST POINTS

1.	62 vs. North Texas	9-25-15
	62 vs. Northwestern	11-9-02
3.	59 vs. Western Michigan	9-21-13
	59 vs. Northwestern	11-10-01
5.	57 vs. Akron	8-31-02
6.	56 at Nebraska	11-24-17
	56 vs. Ball State	9-3-05
	56 vs. Buffalo	9-6-03

FEWEST POINTS ALLOWED

1.	0 vs. Maryland	11-20-18
	0 at Illinois	11-19-16
	0 vs. Ball State	9-26-10
	0 vs. Minnesota	11-21-09
	0 at Minnesota	11-22-08
	0 vs. Florida International	9-6-08
	0 vs. Syracuse	9-8-07
	0 vs. Ball State	9-3-05
	0 vs. Kent State	9-1-01
	0 vs. Northern Illinois	9-18-99

MOST FIRST DOWNS

1.	30 vs. Kent State	9-1-01
2.	29 at Iowa State	9-9-17
	29 vs. Indiana	9-30-00
	29 vs. Indiana	10-23-99
5.	28 vs. North Texas	9-16-17
	28 at Purdue	11-9-13
	28 vs. Louisiana-Monroe	9-24-11
	28 vs. Ball State	9-26-10
	28 at Indiana	10-11-08
	28 vs. Minnesota	11-19-05
	28 vs. Buffalo	9-6-03

FEWEST FIRST DOWNS ALLOWED

1.	5 vs. Syracuse	9-8-07
2.	6 vs. Eastern Illinois	9-4-10
	6 at Minnesota	11-22-08
	6 vs. Penn State	10-23-04
5.	7 vs. Maryland	10-20-18
6.	8 vs. Ball State	9-26-10
	8 vs. Arizona	9-19-09
8.	9 at Purdue	9-27-14
	9 vs. Western Michigan	9-21-13
	9 vs. Georgia Tech	1-5-10
	9 vs. Penn State	10-25-03

MOST RUSHING ATTEMPTS

1.	60 at Iowa State	9-14-13
	60 vs. Kent State	9-4-04
3.	59 vs. North Texas	9-16-17
	59 vs. Northwestern	11-10-01
5.	58 vs. Western Michigan	9-21-13
	58 vs. Missouri State	9-7-13
7.	56 vs. Minnesota	11-16-02
8.	55 at Illinois	11-15-14
9.	53 at Purdue	10-15-16
	53 vs. Minnesota	11-17-01
11.	52 vs. Maryland	10-20-18
	52 at Purdue	11-9-13

FEWEST RUSHING ATT., OPPONENT

1.	17 by North Texas	9-16-17
	17 by Miami (Ohio)	9-7-02
3.	19 by Kent State	9-4-05
4.	20 by Western Michigan	9-21-13
	20 by Michigan State	10-30-10
	20 by Michigan	10-26-02
	20 by Utah State	9-21-02
	20 by Texas Tech	11-29-01

MOST RUSHING YARDS

1.	376 vs. Akron	8-31-02
2.	365 at Purdue	10-15-16
	365 vs. Minnesota	11-16-02
4.	318 at Purdue	11-9-13
5.	313 at Nebraska	11-24-17
6.	304 at Illinois	11-15-14
7.	301 vs. Illinois	10-1-05
8.	300 vs. Utah State	9-21-02
9.	298 vs. Missouri State	9-7-13
10.	294 at Northwestern	10-17-15

FEWEST RUSHING YARDS ALLOWED

1.	-13 vs. Kent State	9-4-04
2.	6 vs. Northern Iowa	9-15-18
3.	7 at Minnesota	11-22-08
4.	10 vs. Montana	9-2-06
5.	14 vs. Miami (Ohio)	9-7-02
6.	19 vs. Iowa State	9-8-18
	19 vs. Wisconsin	10-12-05

MOST PASSES ATTEMPTED

1.	61 vs. Indiana	10-23-99
2.	56 at Maryland	10-18-14
3.	55 vs. Ball State	9-6-14
	55 vs. Florida	1-1-06
5.	50 at Penn State	10-27-18
6.	51 vs. Minnesota	11-20-99
7.	48 vs. Pittsburgh	9-17-11
8.	47 vs. Michigan State	11-12-11
9.	46 vs. Michigan State	10-5-13
	46 vs. Purdue	11-6-04

MOST PASSES COMPLETED

1.	36 vs. Indiana	9-30-99
2.	35 vs. Ball State	9-6-14
3.	32 at Maryland	10-18-14
	32 vs. Florida	1-1-06
5.	31 vs. Northern Iowa	8-30-14
	31 vs. Pittsburgh	9-17-11
7.	30 vs. Indiana	9-30-00
8.	29 vs. Ohio State	10-30-99
9.	28 vs. Minnesota	11-20-99

FEWEST PASSES ATT., OPPONENT

1.	9 by Georgia Tech	1-5-10
2.	10 by Northwestern	10-27-12
3.	13 by Nebraska	9-23-00
	13 by Iowa State	9-11-99
5.	14 by Wisconsin	11-22-14
	14 by Minnesota	11-8-14
	14 by Northwestern	10-26-13
	14 by Nebraska	11-23-12
9.	15 by Nebraska	9-4-99
10.	16 by Maryland	10-20-18
	16 by Northern Illinois	9-1-12
	16 by Wisconsin	11-13-99

FEWEST PASSES COMP., OPPONENT

1.	2 by Georgia Tech	1-5-10
2.	6 by Maryland	10-20-18
	6 by Northern Illinois	9-1-12
	6 by Iowa State	9-11-99
5.	7 by LSU	1-1-14
	7 by Indiana	10-11-14
	7 by Northwestern	10-27-12
	7 by Syracuse	9-8-07
	7 by Buffalo	9-6-03
10.	8 by Nebraska	11-23-12
	8 by Ball State	9-26-10
12.	9 by Minnesota	10-28-17
	9 by Northwestern	11-1-14
	9 by Maine	8-30-08
	9 by Penn State	11-13-04
	9 by Minnesota	10-23-04

MOST PASSING YARDS

1.	426 vs. Indiana	10-23-99
2.	399 vs. Pittsburgh	9-17-11
3.	380 vs. Indiana	9-30-00
4.	377 vs. Minnesota	11-19-05
5.	364 at Minnesota	11-18-06
6.	357 vs. Purdue	10-8-05

FEWEST PASSING YARDS ALLOWED

1.	12 vs. Georgia Tech	1-5-10
2.	47 vs. Maryland	10-20-18
3.	54 vs. Northern Illinois	9-1-12
4.	56 vs. Ball State	9-26-10
5.	58 vs. Buffalo	9-6-03
6.	63 vs. Nebraska	11-23-12
7.	72 at Purdue	9-27-14
8.	73 vs. Minnesota	11-20-04
9.	74 vs. Maryland	10-31-15
10.	75 vs. Northwestern	11-1-14
11.	79 vs. Syracuse	9-8-07

MOST TOTAL OFFENSE

1.	613 vs. Minnesota	11-19-05
2.	602 vs. Northwestern	11-10-01
3.	593 vs. Akron	8-31-02
4.	587 at Illinois	11-14-14
5.	562 vs. Ball State	9-26-10
6.	552 vs. Indiana	10-23-99
7.	546 at Minnesota	11-18-06
8.	545 vs. Northern Iowa	9-15-18

FEWEST TOTAL YARDS ALLOWED

1.	103 vs. Syracuse	9-8-07
2.	110 vs. Kent State	9-4-04
3.	112 vs. Ball State	9-26-10
4.	115 vs. Maryland	10-20-18
5.	134 at Minnesota	11-22-08
6.	144 vs. Montana	9-2-06
	144 vs. Ball State	9-3-05

PUNTING AVERAGE (MIN. OF 4)

1.	53.0 at Northwestern	10-21-17
2.	51.5 vs. Western Michigan	9-9-00
3.	51.0 vs. Arizona	9-19-09
4.	50.2 vs. Penn State	11-4-00
5.	50.0 vs. Wisconsin	11-13-99
6.	49.2 vs. LSU	1-1-05
7.	49.0 vs. Miami (Ohio)	9-7-02

MOST TIME OF POSSESSION

1.	41:53 vs. Kent State	9-4-04
2.	40:55 vs. Maryland	10-20-18
3.	40:45 vs. North Texas	9-16-17
4.	38:42 vs. Northern Illinois	9-1-12
5.	38:27 vs. Michigan	10-26-02
6.	38:18 vs. Missouri State	9-7-13
7.	38:07 at Indiana	10-11-08
8.	38:03 at Iowa State	9-14-13
9.	37:56 vs. Arizona	9-19-09
10.	37:37 at Minnesota	11-22-08
11.	37:36 vs. Nebraska	11-28-14

Bold denotes 2018





IOWA FOOTBALL

30 Bowl Games 11 Big Ten Championships 25 Consensus All-Americans 14 CFB Hall of Fame Inductees

Iowa 33, Northern Illinois 7

Sept. 1, 2018, Kinnick Stadium -- Iowa City, Iowa

Northern Illinois	0	0	0	7	--	7
Iowa	0	3	14	16	--	33

GAME RECAP

Iowa scored the game's first 33 points en route to a 33-7 season opening victory over Northern Illinois inside Kinnick Stadium. The win was a historic one for Kirk Ferentz as the head coach, as he surpassed Hayden Fry as the program's all-time winningest coach with 144 career wins.

The Hawkeyes, leading 3-0 at halftime, broke the game open in the second half, scoring touchdowns on four of their six drives while also registering a defensive safety in the fourth quarter.

Three of Iowa's four touchdowns came on the ground, while QB Nate Stanley connected with TE Noah Fant for a 1-yard score for the game's first touchdown midway through the third quarter. Running backs Ivory Kelly-Martin (two yards) and Toren Young (six yards), and QB Peyton Mansell (one yard) accounted for Iowa's rushing touchdowns.

Young (84 yards), Kelly-Martin (62 yards), and Mekhi Sargent (40 yards) combined for 186 rushing yards. Stanley and Mansell combined to complete 13-of-25 passes for 143 yards, with eight of the 13 targets (104 yards) going to tight ends. T.J. Hockenson caught a team-best four balls for 64 yards, Fant had three receptions for 10 yards, while Nate Wieting had one catch for 30 yards.

Iowa's defense amassed eight tackles for loss, including five sacks, and two takeaways (one interception and one fumble recovery). Defensive end Parker Hesse equaled a career best with two sacks. All three Iowa linebackers started their first game, with each registering career bests in tackles: Kristian Welch (11), Amani Jones (6), and Nick Niemann (4). The Hawkeyes limited the Huskies to 65 second-half yards, with 64 of the yards gained coming on NIU's final drive of the game.

On special teams, punter Colten Rastetter averaged 53.8 yards on four punts, including a personal-best 69-yard punt, and Miguel Recinos made all four PAT's and his only field goal attempt (33 yards).

Iowa started an all-Iowa native offensive and defensive line (nine players), marking the first time under Ferentz that four Iowa natives started on the defensive line and the first time since 2016 (week 3) that five Iowa natives started on the offensive line.

SCORING SUMMARY

Second Quarter

IA -- Miguel Recinos, 33-yard field goal

Third Quarter

IA -- Noah Fant, 1-yard pass from Nate Stanley (Recinos)

IA -- Ivory Kelly-Martin, 2-yard run (Recinos)

Fourth Quarter

IA -- Toren Young, 6-yard run (Recinos)

IA -- Team safety

IA -- Peyton Mansell, 1-yard run (Recinos)

NIU -- Jauan Wesley, 10-yard pass from Marcus Childers (Gantz kick)

Attendance: 68,075

NIU	TEAM STATS	IOWA
15	First Downs	18
36-101	Rushes-Yards	48-209
110	Passing Yards	143
15-26-1	Com-Att-Int	13-25-1
62-211	Total Offense	73-352
6-47.2	Punts-Avg.	5-43.0
2-1	Fumbles-Lost	1-0
7-65	Penalties-Yards	8-66
25:15	Possession Time	34:45

INDIVIDUAL LEADERS

RUSHING:

IOWA: Young 8-84; Kelly-Martin 16-62

NIU: Nettles 13-74; Harbison 6-41

PASSING:

IOWA: Stanley 11-23-108, 1 TD, 1 INT

NIU: Childers 14-25-105, 1 TD, 1 INT

RECEIVING:

IOWA: Hockenson 4-64; Smith-Marsette 3-28

NIU: Brown 5-38; Wesley 4-43

TACKLES:

IOWA: Welch 11; Jones 6; Hooker 5; Hockaday 5; Gervase 5

NIU: Pugh 9; Williams 8; Jones-Davis 7; Foster 6; Leroy 6





IOWA FOOTBALL

30 Bowl Games 11 Big Ten Championships 25 Consensus All-Americans 14 CFB Hall of Fame Inductees

Iowa 13, Iowa State 3

Sept. 8, 2018, Kinnick Stadium, Iowa City, Iowa

Iowa State	3	0	0	0	--	3
Iowa	0	3	3	7	--	13

GAME RECAP

Iowa retained possession of the Cy-Hawk Trophy as a result of a 13-3 win over Iowa State at a sold out Kinnick Stadium. The victory was the Hawkeyes' fourth straight in the series, their longest streak over their in-state rivals since winning 15 in a row from 1983-87.

After allowing a field goal on Iowa State's opening drive, Iowa's defense yielded only 122 total yards and no points on the Cyclones' remaining 10 possessions.

Iowa placekicker Miguel Recinos connected on field goals of 31 and 48 yards in the second and third quarters, respectively, to give the Hawkeyes a narrow 6-3 margin going into the fourth quarter. The 48-yard kick matched a career long for Recinos.

In the Hawkeyes' first possession of the fourth quarter, Iowa QB Nate Stanley threw a strike to WR Brandon Smith for 30 yards to the Iowa State 2-yard line, which lead to a Mekhi Sargent 2-yard touchdown on the next play. It was the game's only touchdown. The scoring drive covered 83 yards in 13 plays, with Iowa converting three third downs on the touchdown drive.

Iowa allowed only 19 rushing yards on 25 attempts, which ties for the fifth fewest single-game total allowed in the Kirk Ferentz era. Iowa State's 188 total yards are its fewest in 52 games, since totaling 174 yards versus Baylor in 2013. Iowa's defense totaled four sacks, forced and recovered a fumble, and forced five three-and-outs.

Five Hawkeyes recorded career bests in tackles: DB Matt Hankins (8), LB Jack Hockaday (8), LB Nick Niemann (7), LB Djimon Colbert (5), and DE A.J. Epenesa (5). Two of Epenesa's tackles were sacks. He also forced a fumble and had one pass breakup. Epenesa's efforts earned the sophomore Big Ten co-Defensive Player of the Week accolades.

Stanley finished the contest completing 16-of-28 passes for 166 yards. RB Toren Young amassed a game-high 68 yards on a career-high 21 carries. TE T.J. Hockenson caught a game and career-best six passes for 33 yards.

Iowa State has managed just six points in its last two trips to Kinnick Stadium (one field goal in 2016 and one field goal in 2018).

SCORING SUMMARY

First Quarter

ISU -- Connor Assalley, 23-yard field goal

Second Quarter

IA -- Miguel Recinos, 31-yard field goal

Third Quarter

IA -- Miguel Recinos, 48-yard field goal

IA -- Mekhi Sargent, 2-yard run (Recinos kick)

Attendance: 69,250

ISU	TEAM STATS	IOWA
11	First Downs	14
5-19	Rushes-Yards	36-105
69	Passing Yards	166
27-41-0	Com-Att-Int	16-28-0
56-188	Total Offense	64-271
8-36.6	Punts-Avg.	5-38.8
1-1	Fumbles-Lost	0-0
7-65	Penalties-Yards	6-55
28:25	Possession Time	31:35

INDIVIDUAL LEADERS

RUSHING:

ISU: Montgomery 17-44; Croney 3-3

IOWA: Young 21-68; Sargent 11-25

PASSING:

ISU: Kempt 15-21-126, 0 TD, 0 INT; Noland 4-10-43, 0 TD, 0 INT

IOWA: Stanley 16-28-166, 0 TD, 0 INT

RECEIVING:

ISU: Butler 3-35; Milton 3-31; Allen 3-18; Eaton 3-18

IOWA: Hockenon 6-33; Fant 4-31; Smith-Marsette 1-45

TACKLES:

ISU: Rose 11; Harvey 9; Spears 7; Payne 7

IOWA: Hankins 8; Hockaday 8; Hooker 7; Niemann 7





IOWA FOOTBALL

30 Bowl Games 11 Big Ten Championships 25 Consensus All-Americans 14 CFB Hall of Fame Inductees

Iowa 38, Northern Iowa 14

Sept. 15, 2018, Kinnick Stadium, Iowa City, Iowa

Northern Iowa	0	0	0	14	--	14
Iowa	7	14	17	0	--	38

GAME RECAP

Iowa scored the game's first 38 points and cruised to a 38-14 victory over Northern Iowa in Kinnick Stadium. The Hawkeyes improved to 3-0 for the eighth time under Kirk Ferentz, including the third time in four years.

Iowa's offense totaled 545 yards while its defense held the Panthers to 228, including six yards rushing.

TE Noah Fant's 5-yard touchdown catch in the first quarter was the 14th of his career. He has more touchdown receptions than any other Hawkeye tight end in program history.

RB Mekhi Sargent scored two second-quarter touchdowns, scoring on two and 10-yard runs to give Iowa a 21-0 advantage at halftime.

The Hawkeyes posted 17 points in the third period on their first three possessions. Miguel Recinos converted a 42-yard field goal to become the 40th Hawkeye to score 100 or more points in a career. WR Nick Easley caught a 14-yard pass from QB Nate Stanley and RB Toren Young crossed the goal line on a 15-yard run.

Sargent and Young combined for 154 yards and two touchdowns on the ground. Easley led the Hawkeye receiving corps, hauling in 10 catches for 103 yards. Fant had five receptions for 99 yards. Easley's 10 receptions are the most by a Hawkeye since WR Kennan Davis had 10 catches for 129 yards and a touchdown against Pitt in 2011. Stanley finished the contest completing 23-of-28 passes for 309 yards and two touchdowns, marking the second time in his career that the junior signal caller has topped 300 yards passing.

The six rushing yards allowed are the second fewest by a Hawkeye defense in the Ferentz era. Iowa's defense collected three sacks, two takeaways (one interception, one fumble). The Hawkeyes held the Panthers to 20 yards on 20 plays in the first half and did not allow Northern Iowa into Iowa territory until 5:53 of the third quarter. LB Kristian Welch led the Iowa defense with eight tackles and a fumble recovery. Michael Ojemudia recorded his first career interception.

Northern Iowa scored two passing touchdowns in the fourth quarter. Its first score with 11:12 remaining was the first touchdown allowed by Iowa's defense in 111:00 of game time, dating back to the season opener against Northern Illinois.

The win was Iowa's 17th straight over Northern Iowa.

SCORING SUMMARY

First Quarter

IA -- Noah Fant, 5-yard pass from Nate Stanley (Recinos kick)

Second Quarter

IA -- Mekhi Sargent, 2-yard run (Recinos kick)

IA -- Mekhi Sargent, 10-yard run (Recinos kick)

Third Quarter

IA -- Miguel Recinos, 42-yard field goal

IA -- Nick Easley, 14-yard pass from Nate Stanley (Recinos kick)

IA -- Toren Young, 15-yard run (Recinos kick)

Fourth Quarter

UNI -- Briley Moore, 4-yard pass from Eli Dunne (Errthum kick)

UNI -- Elias Nissen, 5-yard pass from Eli Dunne (Errthum kick)

Attendance: 69,250

UNI	TEAM STATS	IOWA
14	First Downs	27
21-6	Rushes-Yards	50-207
222	Passing Yards	338
21-38-1	Com-Att-Int	25-31-2
59-228	Total Offense	81-545
5-41.2	Punts-Avg.	2-35.0
2-1	Fumbles-Lost	1-0
3-35	Penalties-Yards	10-88
23:26	Possession Time	36:34

INDIVIDUAL LEADERS

RUSHING:

UNI: Allen 13-27; Weymiller 2-5

IOWA: Young 14-82; Sargent 15-72

PASSING:

UNI: Dunne 18-28-200, 2 TD, 0 INT; Howell 3-10-22, 0 TD, 1 INT

IOWA: Stanley 23-28-309, 2 TD, 1 INT; Mansell 2-3-29, 0 TD, 1 INT

RECEIVING:

UNI: Moore 5-32; James 4-34; Allen 4-34

IOWA: Easley 10-103; Fant 5-99; Smith 2-24

TACKLES:

UNI: Kolarevic 15; Allen 10; Korby 10; Ferch 10

IOWA: Welch 8; Hankins 6; Hockaday 6





IOWA FOOTBALL

30 Bowl Games 11 Big Ten Championships 25 Consensus All-Americans 14 CFB Hall of Fame Inductees

#18/16 Wisconsin 28, Iowa 17

Sept. 22, 2018, Kinnick Stadium, Iowa City, Iowa

Wisconsin	0	7	7	14	--	28
Iowa	0	7	10	0	--	17

GAME RECAP

Nationally-ranked Wisconsin scored two fourth-quarter touchdowns to rally past Iowa in the Big Ten opener, 28-17, inside a sold out Kinnick Stadium to retain possession of the Heartland Trophy.

Each team scored a touchdown in the first half. After a Wisconsin touchdown early in the second quarter, Iowa answered with a TE Noah Fant 20-yard touchdown catch, his first of two scores on the night. The Wisconsin score marked the first time in the first four games of the season that Iowa's defense surrendered a first-half touchdown.

K Miguel Recinos converted a 24-yard field goal to give the Hawkeyes a 10-7 advantage with 10:12 remaining in the third quarter. The two teams then traded touchdowns later in the third period. Alex Hornibrook completed a 12-yard TD pass to Danny Davis with 5:12 left in the third quarter, one of three touchdown passes for the Wisconsin quarterback. Fant caught his second touchdown on a 1-yard pass from QB Nate Stanley to give Iowa a narrow 17-14 lead heading into the fourth quarter.

WR A.J. Taylor caught a 17-yard touchdown pass and FB Alec Ingold scored on a 33-yard run in the fourth quarter to seal the win for the Badgers.

Wisconsin capitalized on three Iowa turnovers (two fumbles, one interception), scoring 14 points off Hawkeye miscues.

RB Ivory Kelly-Martin returned to action after missing the previous two games due to injury. He led the Hawkeye running attack, carrying the ball 14 times for 72 yards.

Iowa tight ends combined for six catches and 154 yards receiving. T.J. Hockenson had three receptions for a career-best 125 yards, while Fant had 29 yards receiving and two touchdowns on three catches. Fant now has 16 career touchdowns and four multi-touchdown games.

Stanley completed 14-of-23 passes for 256 yards, two touchdowns, and one interception.

Defensively, safety Amani Hooker had a game-high 11 tackles. LB Nick Niemann (10), LB Jack Hockaday (9), and DE Anthony Nelson (7) had personal bests in tackles.

SCORING SUMMARY

Second Quarter

WIS -- Jake Ferguson, 6-yard pass from Alex Hornibrook (Gaglianone kick)
IA -- Noah Fant, 20-yard pass from Nate Stanley (Recinos kick)

Third Quarter

IA -- Miguel Recinos, 24-yard field goal
WIS -- Danny Davis, 12-yard pass from Alex Hornibrook (Gaglianone kick)
IA -- Noah Fant, 1-yard pass from Nate Stanley (Recinos kick)

Fourth Quarter

WIS -- A.J. Taylor, 17-yard pass from Alex Hornibrook (Gaglianone kick)
WIS -- Alec Ingold, 33-yard run (Gaglianone kick)

Attendance: 69,250

WIS	TEAM STATS	IOWA
19	First Downs	19
44-210	Rushes-Yards	31-148
205	Passing Yards	256
17-22-0	Com-Att-Int	14-23-1
66-415	Total Offense	54-404
7-37.1	Punts-Avg.	3-38.0
0-0	Fumbles-Lost	2-2
8-68	Penalties-Yards	1-5
35:13	Possession Time	24:47

INDIVIDUAL LEADERS

RUSHING:

WIS: Taylor 25-113; Deal 6-42; Ingold 2-37
IOWA: Kelly-Martin 14-72; Young 6-34

PASSING:

WIS: Hornibrook 17-22-205, 3 TD, 0 INT
IOWA: Stanley 14-23-256, 2 TD, 1 INT

RECEIVING:

WIS: Ferguson 4-58; Taylor 3-44; Pryor 3-33
IOWA: Hockenson 3-125; Smith-Marsette 3-58; Fant 3-29

TACKLES:

WIS: Connelly 6; Dixon 6; Edwards 5
IOWA: Hooker 11; Niemann 10; Hockaday 9; Gervase 8





IOWA FOOTBALL

30 Bowl Games 11 Big Ten Championships 25 Consensus All-Americans 14 CFB Hall of Fame Inductees

Iowa 48, Minnesota 31

Oct. 6, 2018, TCF Bank Stadium, Minneapolis, Minnesota

Iowa	14	14	10	10	--	48
Minnesota	7	10	7	7	--	31

GAME RECAP

Iowa scored 10 points or more in each quarter in a convincing 48-31 win over Minnesota at TCF Bank Stadium in Minneapolis to retain possession of Floyd of Rosedale.

The Hawkeyes scored touchdowns on their first two possessions of the game. QB Nate Stanley completed touchdown strikes to TE T.J. Hockenson (3 yards) and WR Ihmir Smith-Marsette (60 yards). The 60-yard completion is a career long for Smith-Marsette.

Minnesota's Rashod Bateman caught the first of two touchdowns in the game late in the first quarter to trim Iowa's lead to 14-7.

Iowa added two more touchdowns in the second period on a Hockenson 4-yard rush on a fake field goal formation on fourth down and a WR Nick Easley 21-yard reception. The Golden Gophers tallied a field goal and one of three touchdown passes from QB Zack Annexstad to make the score 28-17 at halftime.

K Miguel Recinos connected on field goals of 20 and 40 yards in the second half, while TE Noah Fant (5-yard catch) and RB Mekhi Sargent (2-yard run) became the fourth and fifth different Hawkeyes to score touchdowns. Recinos finished the game with 12 points.

Stanley completed 23-of-39 passes for a season-high 314 yards and four touchdowns, marking the third time in his career that the junior topped 300 yards passing in a game.

RB Ivory Kelly-Martin (47 yards) and Sargent (33 yards, 1 TD) combined for 80 yards rushing and one touchdown. Easley led the Hawkeye receiving corps with six catches for 52 yards and one touchdown, while WR Brandon Smith set career highs in receptions (5) and receiving yards (68).

Iowa's secondary intercepted Minnesota quarterbacks four times, including three times by a pair of true freshmen cornerbacks earning the first starts of the careers. CB Riley Moss returned two thefts 36 yards and had a career-best five tackles. His efforts earned him Big Ten Freshman of the Week accolades. CB Julius Brents had one theft and three tackles. Iowa's fourth interception was by sophomore safety Geno Stone.

As a unit, Iowa amassed seven tackles for loss, including five sacks. DE Anthony Nelson was named Big Ten Defensive Player of the Week after matching a personal best with three sacks, all coming in the first half. LB Amani Jones, who led the team with nine tackles, and DE Chauncey Golston registered the other two sacks for the Hawkeyes.

SCORING SUMMARY

First Quarter

IA -- T.J. Hockenson, 3-yard pass from Nate Stanley (Recinos kick)
 IA -- Ihmir Smith-Marsette, 3-yard pass from Nate Stanley (Recinos kick)
 MINN -- Rashod Bateman, 3-yard pass from Zack Annexstad (Carpenter kick)

Second Quarter

IA -- T.J. Hockenson, 4-yard run (Recinos kick)
 MINN -- Emmit Carpenter, 49-yard field goal
 IA -- Nick Easley, 21-yard pass from Nate Stanley (Recinos kick)
 MINN -- Tyler Johnson, 6-yard pass from Zack Annexstad (Carpenter kick)

Third Quarter

IA -- Miguel Recinos, 40-yard field goal
 MINN -- Seth Green, 1-yard run (Carpenter kick)
 IA -- Noah Fant, 5-yard pass from Nate Stanley (Recinos kick)

Fourth Quarter

IA -- Miguel Recinos, 20-yard field goal
 MINN -- Rashod Bateman, 7-yard pass from Zack Annexstad (Carpenter kick)
 IA -- Mekhi Sargent, 2-yard run (Recinos kick)

Attendance: 48,199

IOWA	TEAM STATS	MINN
18	First Downs	20
40-106	Rushes-Yards	31-86
314	Passing Yards	234
23-39-1	Com-Att-Int	18-36-4
79-420	Total Offense	67-320
4-41.5	Punts-Avg.	4-37.8
1-1	Fumbles-Lost	0-0
5-45	Penalties-Yards	2-10
33:17	Possession Time	26:43

INDIVIDUAL LEADERS

RUSHING:

IOWA: Kelly-Martin 20-47; Sargent 9-33
 MINN: Ibrahim 13-62; Williams 5-28

PASSING:

IOWA: Stanley 23-39-314, 4 TD, 1 INT
 MINN: Annexstad 17-33-218, 3 TD, 3 INT; Green 1-2-16, 0 TD, 1 INT

RECEIVING:

IOWA: Easley 6-52; Smith 5-68; Fant 4-27; Smith-Marsette 3-78
 MINN: Bateman 7-65; Johnson 6-107; Autman-Bell 3-61

TACKLES:

IOWA: Jones 9; Colbert 8; Gervase 6
 MINN: Huff 11; Barber 10; Cashman 7





IOWA FOOTBALL

30 Bowl Games 11 Big Ten Championships 25 Consensus All-Americans 14 CFB Hall of Fame Inductees

Iowa 42, Indiana 16

Oct. 13, 2018, Memorial Stadium, Bloomington, Indiana

Iowa	14	7	14	7	--	42
Indiana	3	7	6	0	--	16

GAME RECAP

Iowa QB Nate Stanley threw a career-best six touchdowns in a 42-16 win over Indiana at Memorial Stadium. Iowa's 42 points are the most scored in a game at Bloomington since a 45-9 win in 2008.

The six touchdown passes, three each half, tie Chuck Long for the second most in Iowa single-game history. Stanley, who finished the game completing 21-of-32 passes for 320 yards, completed touchdown passes to five different receivers, marking the second time in school history five different players had a receiving touchdown (1984 Freedom Bowl). Stanley, who was named the Walter Camp Football Foundation national Offensive Player of the Week and co-Big Ten Offensive Player of the Week, is the second Hawkeye quarterback to throw for five or more touchdowns in three career games (Long).

Tight ends T.J. Hockenson (nine yards) and Noah Fant (28 yards) caught first-quarter touchdowns, while WR Nick Easley (12 yards) caught a second-quarter touchdown from Stanley to give the Hawkeyes a 21-10 advantage at halftime.

It was more of the same in the second half with RB Toren Young (11 yards) and Hockenson (54 yards) registering touchdown receptions in the third period. FB Austin Kelly scored his first career touchdown on a 4-yard catch in the fourth quarter.

Iowa had two 100-yard receivers (Hockenson 4-107; Fant 4-102) for the first time since 2011 versus Pittsburgh (Keenan Davis 10-129; M. McNutt 8-112).

In addition to catching his first career touchdown, Young rushed for a game and career-best 96 yards on 19 carries.

Iowa's defense held Indiana to 67 rushing yards, its second-lowest total of the season. Iowa has held four of its six opponents to fewer than 100 yards rushing. The Hawkeyes amassed six tackles for loss, including two sacks.

FS Jake Gervase had a team-high eight tackles, matching his career high. He also had an interception, his first of the season and fifth of his career. DE Parker Hesse totaled seven tackles, including a team-best two for loss. Sophomore Geno Stone added his second interception in two weeks to go with a forced fumble and five solo tackles.

Iowa has won five of its first six games for the eighth time in Kirk Ferentz's 20 seasons.

SCORING SUMMARY

First Quarter

IA – T.J. Hockenson, 9-yard pass from Nate Stanley (Recinos kick)
IA – Noah Fant, 28-yard pass from Nate Stanley (Recinos kick)

Second Quarter

IND – Ty Fryfogle, 33-yard pass from Peyton Ramsey (Justus kick)
IA – Nick Easley, 12-yard pass from Nate Stanley (Recinos kick)

Third Quarter

IA – Toren Young, 11-yard pass from Nate Stanley (Recinos kick)
IA – T.J. Hockenson, 54-yard pass from Nate Stanley (Recinos kick)
IND – Peyton Ramsey, 12-yard run (2-point conversion failed)

Fourth Quarter

IA – Austin Kelly, 4-yard pass from Nate Stanley (Recinos kick)

Attendance: 40,512

IOWA	TEAM STATS	IND
26	First Downs	22
32-159	Rushes-Yards	25-67
320	Passing Yards	263
21-33-1	Com-Att-Int	31-42-2
65-479	Total Offense	67-330
2-44.5	Punts-Avg.	4-44.2
0-0	Fumbles-Lost	1-0
11-110	Penalties-Yards	10-99
33:10	Possession Time	26:50

INDIVIDUAL LEADERS

RUSHING:

IOWA: Young 19-96; Sargent 10-59
IND: Scott 8-29; Walker Jr. 4-19

PASSING:

IOWA: Stanley 21-32-320, 4 TD, 1 INT
IND: Ramsey 31-42-263, 1 TD, 2 INT

RECEIVING:

IOWA: Hockenson 4-107; Fant 4-102; Easley 4-28
IND: Taylor 6-28; Hale 5-51; Timian 5-35; Fryfogle 4-71

TACKLES:

IOWA: Gervase 8; Welch 8; Hesse 7
IND: Wills Jr. 6; Ball 6; Johnson 5; Burgess 5





IOWA FOOTBALL

30 Bowl Games 11 Big Ten Championships 25 Consensus All-Americans 14 CFB Hall of Fame Inductees

#19/22 Iowa 23, Maryland 0

Oct. 20, 2018, Kinnick Stadium, Iowa City, Iowa

Maryland	0	0	0	0	--	0
Iowa	3	10	10	0	--	23

GAME RECAP

Iowa shutout Maryland, 23-0, on Homecoming on a blustery day at Kinnick Stadium to earn its sixth victory of the year and become bowl eligible. The Hawkeyes registered their first shutout since 2016 (Illinois). Maryland is the fourth opponent Iowa has held to a season low in points (Iowa State, Northern Iowa, Indiana, and Maryland).

All four of Iowa's offensive scoring drives were 10 plays or more, while Iowa's final score was on a fumble recovery in the end zone.

Miguel Recinos scored the game's first six points with field goals of 23 and 25 yards in the first and second quarter, respectively. WR Brandon Smith scored the game's only offensive touchdown – the first of his career – on a 10-yard pass from QB Nate Stanley with eight seconds remaining in the half.

Recinos kicked a third field goal (36 yards) and DE Anthony Nelson recovered the first fumble of his career in the end zone. The fumble recovery in the end zone marked the 11th straight season the Hawkeyes tallied at least one defensive score.

The Hawkeyes dominated the entire game, maintaining the ball on offense for 40:55, which is the second highest time of possession in the Kirk Ferentz era. Maryland ran 39 plays, which is the fewest by an opponent in the Ferentz era. The Hawkeyes held the Terrapins to 115 yards of total offense, the fewest ever allowed to a Big Ten opponent and the fourth fewest all-time in the Ferentz era.

With strong wind gusts throughout the game, Iowa's offense kept the ball on the ground, rushing for a season-high 224 yards. RB Ivory Kelly-Martin posted career bests in attempts (24) and rushing yards (98). RB Mekhi Sargent carried the ball 10 times for 54 yards.

Stanley completed 11-of-22 passes for 86 yards with a touchdown and one interception. Iowa's tight ends combined for six catches for 44 yards (T.J. Hockenson 3-30; Noah Fant 3-14).

For the first time in 12 seasons, Iowa was not flagged for a penalty. The last time Iowa played a contest without being penalized was versus Ohio State on Sept. 30, 2006.

Three defensive linemen accounted for Iowa's five tackles for loss: Parker Hesse (2), A.J. Epenesa (2), and Chauncey Golston. Amani Hooker, making his third consecutive start at outside linebacker, intercepted his second pass of the season.

SCORING SUMMARY

First Quarter

IA -- Miguel Recinos, 23-yard field goal

Second Quarter

IA -- Miguel Recinos, 25-yard field goal

IA -- Brandon Smith, 12-yard pass from Nate Stanley (Recinos kick)

Third Quarter

IA -- Miguel Recinos, 36-yard field goal

IA -- Anthony Nelson, fumble recovery in end zone (Recinos kick)

Attendance: 69,250

MD	TEAM STATS	IOWA
7	First Downs	22
23-68	Rushes-Yards	52-224
47	Passing Yards	86
6-16-1	Com-Att-Int	11-24-1
39-115	Total Offense	76-310
6-34.7	Punts-Avg.	2-46.5
2-1	Fumbles-Lost	0-0
6-46	Penalties-Yards	0-0
19:05	Possession Time	40:55

INDIVIDUAL LEADERS

RUSHING:

MD: Leake; McFarland 6-15; Johnson 4-15

IOWA: Kelly-Martin 24-98; Sargent 10-54

PASSING:

MD: Hill 6-15-47, 0 TD, 1 INT; Pigrome 0-1-0, 0 TD, 0 INT

IOWA: Stanley 11-22-86; 1 TD, 1 INT

RECEIVING:

MD: Johnson 2-2; Jones 1-17; Davenport 1-12

IOWA: Hockenson 3-30; Fant 3-14; Easley 2-27

TACKLES:

MD: Watson 15; Davies 14; Mclean 7; Aniebonam 7; Cowart 7

IOWA: Gervase 6; Welch 5; Hesse 5





IOWA FOOTBALL

30 Bowl Games 11 Big Ten Championships 25 Consensus All-Americans 14 CFB Hall of Fame Inductees

#17/16 Penn State 30, #18/18 Iowa 24

Oct. 27, 2018, Beaver Stadium, University Park, Pennsylvania

Iowa	12	5	0	7	--	24
Penn State	7	10	10	3	--	30

GAME RECAP

No. 17 Penn State rallied from an early 12-0 deficit to upend the visiting No. 18 Iowa Hawkeyes, 30-24, on a cold and wet afternoon at Beaver Stadium. The loss was Iowa's fifth straight to the Nittany Lions.

The Hawkeyes jumped out to a 12-0 lead on three special teams plays -- a safety off a blocked punt, field goal, and a TD pass in fake field goal formation. The safety was scored after Dominique Dafney blocked a Penn State punt out of the end zone. After a Miguel Recinos' 27-yard field goal, punter Colten Rastetter connected with DT Sam Brinks -- his first career score -- for a 10-yard TD in fake field goal formation.

Leading 12-7 after the first period, the Hawkeyes registered their second safety of the first half when Penn State snapped the ball over the punter and out of the end zone. Iowa collected two defensive safeties in the same game for the first time in the Kirk Ferentz era and became the first team to accomplish the feat in a Big Ten game in 10 years (Wisconsin, 2008).

The Nittany Lions evened the score on a QB Tommy Stevens 3-yard run one play after QB Nate Stanley was intercepted inside Iowa territory. Both teams exchanged field goals later in the second quarter, including a career-long 49-yarder by Recinos. The score was tied, 17-17, at halftime.

The home team scored the only points of the third quarter on a QB Trace McSorley 51-yard run and a Jake Pinegar 49-yard field goal. Iowa closed to within 27-24 after safety Geno Stone returned an interception 24 yards for a TD with 10 minutes left in the fourth quarter. It marked the 11th straight season that Iowa returned an interception for a touchdown.

Pinegar kicked his third field goal of the game -- all over 40 yards -- to put the Nittany Lions in front, 30-24, with 8:24 left remaining in regulation. Later in the quarter, Iowa drove to the Penn State 3-yard line, however Penn State intercepted Stanley to prevent the go-ahead touchdown.

RB Mekhi Sargent rushed for a game-best 91 yards on 16 carries, both personal bests. TE Noah Fant caught five passes for 56 yards in the fourth quarter. Stanley completed 18-of-49 passes for 205 yards and had two interceptions.

Defensively, Iowa forced two turnovers (one fumble, one interception) and had five tackles for loss, including three sacks. LB Amani Hooker and DT Matt Nelson paced the Hawkeyes with six tackles each.

SCORING SUMMARY

First Quarter

IA -- Team safety
 IA -- Miguel Recinos, 27-yard field goal
 IA -- Sam Brinks, 10-yard pass from Colten Rastetter (Recinos kick)
 PSU -- Pat Freiermuth, 18-yard pass from Tracy McSorley (Pinegar kick)

Second Quarter

IA -- Team safety
 PSU -- Tommy Stevens, 3-yard rush (Pinegar kick)
 IA -- Miguel Recinos, 49-yard field goal
 PSU -- Jake Pinegar, 45-yard field goal

Third Quarter

PSU -- Trace McSorley, 51-yard rush (Pinegar kick)
 PSU -- Jake Pinegar, 49-yard field goal

Fourth Quarter

IA -- Geno Stone, 24-yard interception return (Recinos kick)
 PSU -- Jake Pinegar, 44-yard field goal

Attendance: 105,244

IOWA	TEAM STATS	PSU
23	First Downs	16
8-135	Rushes-Yards	35-118
215	Passing Yards	194
19-50-2	Com-Att-Int	13-29-1
88-350	Total Offense	64-312
7-37.0	Punts-Avg.	6-34.8
3-0	Fumbles-Lost	1-1
6-25	Penalties-Yards	6-47
35:18	Possession Time	24:42

INDIVIDUAL LEADERS

RUSHING:

IOWA: Sargent 16-91; Young 7-18
 PSU: McSorley 12-63; Sanders 17-62

PASSING:

IOWA: Stanley 18-49-205, 0 TD, 2 INT
 PSU: McSorley 11-25-167, 1 TD, 1 INT; Stevens 2-4, 0 TD, 0 INT

RECEIVING:

IOWA: Fant 5-56; Smith 4-42; Easley 4-25
 PSU: Hamier 5-96; Thompkins 5-59; Dotson 2-21

TACKLES:

IOWA: Hooker 6; Matt Nelson 6
 PSU: Gross-Matos 9; Parsons 7





IOWA FOOTBALL

30 Bowl Games 11 Big Ten Championships 25 Consensus All-Americans 14 CFB Hall of Fame Inductees

Purdue 38, No. 19/18 Iowa 36

Nov. 3, 2018, Ross-Ade Stadium, West Lafayette, Indiana

Iowa	7	10	6	13	--	36
Purdue	14	7	14	3	--	38

GAME RECAP

Purdue kicked a 25-yard field goal with eight seconds remaining to earn a 38-36 win over the visiting nationally-ranked Iowa Hawkeyes at Ross-Ade Stadium. The victory was Purdue's third over a top-25 team at home this season and snapped Iowa's four-game win streak over the Boilermakers in West Lafayette.

Iowa rushed for four touchdowns and threw for one, while Purdue threw four touchdowns and rushed for one.

Purdue led 14-7 after the first quarter, scoring on a 36-yard TD pass and a 1-yard rush. RB Ivory Kelly-Martin crossed the goal line on a 2-yard run for the Hawkeyes.

Miguel Recinos converted his 10th straight field goal (34 yards) to close within 14-10. Both teams traded touchdowns to give Purdue a 21-17 edge at halftime.

The Boilermakers extended their advantage to 28-17 on their first play from scrimmage in the third quarter, an 82-yard pass to WR Terry Wright. Iowa responded when QB Nate Stanley completed his only TD pass of the game – a 4-yard pass to TE T.J. Hockenson – on a fourth down play.

Purdue answered Iowa's touchdown with Wright's third score of the game, this time from three yards out, to give Purdue a 35-23 cushion.

RB Mekhi Sargent scored back-to-back 1-yard touchdowns early in the fourth quarter, giving the Hawkeyes their first lead of the game with 10:19 left. The teams then traded punts before Purdue drove 43 yards on its final drive for the game-winning field goal.

Stanley completed 21-of-32 passes for 275 yards and one touchdown. His second half totals included 14-of-17 attempts for 172 yards. RB Toren Young rushed nine times for a game-high 45 yards, while Sargent and Kelly-Martin each rushed 10 times for 39 yards and combined for three scores. Hockenson and Sargent combined for eight receptions for 72 yards and one touchdown. TE Noah Fant had three catches for a team-best 85 yards, including a 65-yard catch and run, which is Iowa's longest play from scrimmage this year.

Iowa's defense forced two turnovers and amassed six tackles-for-loss, but allowed 434 yards of total offense. Purdue QB David Blough completed 23-of-32 passes for 333 yards and four touchdowns. FS Jake Gervase, who notched a game-best 10 tackles, and OLB Amani Hooker were responsible for Blough's two second-half interceptions.

SCORING SUMMARY

First Quarter

PUR -- Isaac Zico 36-yard pass from David Blough (Evans kick)

IA -- Ivory Kelly-Martin, 2-yard run (Recinos kick)

PUR -- Markell Jones, 1 yard run (Evans kick)

Second Quarter

IA -- Miguel Recinos, 34 yard field goal

PUR -- Terry Wright, 41 yard pass from David Blough (Evans kick)

IA -- Nate Stanley, 1-yard run (Recinos kick)

Third Quarter

PUR -- Terry Wright 82-yard pass from David Blough (Evans kick)

IA -- T.J. Hockenson, 4-yard pass from Nate Stanley (2-point conversion failed)

PUR -- Terry Wright, 3-yard pass from David Blough (Evans kick)

Fourth Quarter

IA -- Mekhi Sargent, 1-yard run (Recinos kick)

IA -- Mekhi Sargent, 1-yard run (2-point conversion failed)

PUR -- Spencer Evans, 25-yard field goal

Attendance: 60,716

IOWA	TEAM STATS	PUR
22	First Downs	21
37-118	Rushes-Yards	31-101
275	Passing Yards	333
21-32-0	Com-Att-Int	23-32-2
69-393	Total Offense	63-434
5-35.0	Punts-Avg.	3-54.3
1-1	Fumbles-Lost	2-0
8-75	Penalties-Yards	6-60
33:57	Possession Time	26:03

INDIVIDUAL LEADERS

RUSHING:

IOWA: Young 9-45; Kelly-Martin 10-39; Sargent 10-39

PUR: Jones 14-40; Knox 9-34; Blough 7-28

PASSING:

IOWA: Stanley 21-32-275, 1 TD, 0 INT

PUR: Blough 23-32-333, 4 TD, 2 INT

RECEIVING:

IOWA: Hockenson 4-39; Sargent 4-33; Fant 3-85

PUR: Wright 5-146; Moore 6-31; Zico 5-74





IOWA FOOTBALL

30 Bowl Games 11 Big Ten Championships 25 Consensus All-Americans 14 CFB Hall of Fame Inductees

Northwestern 14, #21 Iowa 10

Nov. 10, 2018, Kinnick Stadium, Iowa City, Iowa

Northwestern	0	0	7	7	--	14
Iowa	0	3	7	0	--	10

GAME RECAP

Northwestern clinched the Big Ten West Division as a result of a 14-10 victory over 21st-ranked Iowa inside Kinnick Stadium.

Trailing 14-10, Iowa had two chances to drive the field late in the fourth quarter, but lost fumbles on its final two rushes of the game. Iowa running backs had gone 490 carries without losing a fumble prior to the two lost fumbles in the final 4:26.

The Hawkeyes took a 3-0 advantage into the locker room at halftime by virtue of a 46-yard field goal by Miguel Recinos. The Hawkeye senior had his consecutive field goals made streak end at 11 when he misfired on a 38-yard attempt in the third quarter.

The Wildcats scored the game's first touchdown on their second possession of the second half on an Isaiah Bowser 32-yard run. Later in the third period, Iowa reclaimed a 10-7 advantage on a WR Ihmir Smith-Marsette 28-yard touchdown pass from QB Nate Stanley. That possession followed safety Jake Gervase's third interception of the season in Northwestern territory.

The visitors scored the final points of the game on their first possession of the fourth quarter, a 32-yard pass from QB Clayton Thorson to WR Bennett Skowronek.

Northwestern rushed 46 times for 184 yards compared to 64 yards on 22 attempts for the Hawkeyes. Bowser totaled a game-best 165 yards rushing on 31 attempts.

Stanley completed 27-of-41 passes for 269 yards and one touchdown. Smith-Marsette paced Iowa's offense amassing a team-best 198 all-purpose yards (100 kickoff return; 90 receiving; 8 rushing). WR Nick Easley caught a game-best eight balls for 53 yards.

In addition to the interception, Gervase led the Hawkeye defense with 10 tackles. DB Matt Hankins (8) and LB Djimon Colbert (7) matched career bests in tackles, and safety Geno Stone added his team-leading fourth interception of the season.

SCORING SUMMARY

Second Quarter

IA -- Miguel Recinos, 46-yard field goal

Third Quarter

NW -- Isaiah Bowser, 34-yard run (Collins kick)

IA -- Ihmir Smith-Marsette, 28-yard pass from Nate Stanley (Recinos kick)

Fourth Quarter

NW -- Bennett Skowronek, 32-yard pass from Clayton Thorson (Collins kick)

Attendance: 66,493

NW	TEAM STATS	IOWA
19	First Downs	16
46-184	Rushes-Yards	22-64
122	Passing Yards	269
15-30-1	Com-Att-Int	27-41-0
306	Total Offense	63-333
7-40.4	Punts-Avg.	7-34.9
0-0	Fumbles-Lost	2-2
5-40	Penalties-Yards	3-35
31:06	Possession Time	28:54

INDIVIDUAL LEADERS

RUSHING:

NW: Bowser 31-165; Hanaoka 2-18

IOWA: Sargent 10-27; Young 3-14

PASSING:

NW: Thorson 15-30-122, 1 TD, 2 INT

IOWA: Stanley 27-41-269, 1 TD, 0 INT

RECEIVING:

NW: Green 5-30; Skowronek 3-45; Bowser 3-33

IOWA: Easley 8-53; Hockenson 7-89; Smith-Marsette 4-90

TACKLES:

NW: Whillock 9; Fisher 8; Gallagher 7; Pace 7

IOWA: Gervase 10; Hankins 8; Colbert 7; Hockaday 7





IOWA FOOTBALL

2018 Numerical Roster

No.	Name	Pos.	No.	Name	Pos.	No.	Name	Pos.
1	* Keith Duncan.....	PK	30	Henry Geil	RB	61	* Cole Banwart.....	OL
1	* Wes Dvorak.....	DB	31	*** Aaron Mends.....	LB	64	Kyler Schott.....	OL
2	Peyton Mansell.....	QB	32	Djimon Colbert	LB	65	Tyler Linderbaum	DL
2	Ryan Gersonde ^	P	33	Riley Moss.....	DB	66	** Levi Paulsen.....	OL
3	Trey Creamer	DB	34	** Kristian Welch ^.....	LB	66	Dalles Jacobus.....	DL
3	Tyrone Tracy, Jr.....	WR	35	Barrington Wade	LB	67	Levi Duwa	OL
4	* Nate Stanley ^	QB	36	** Brady Ross.....	FB	68	Landan Paulsen	OL
4	Josh Turner	DB	36	Mitch Riggs	LB	69	*** Keegan Render	OL
6	* Ihmir Smith-Marsette ^	WR	38	* T.J. Hockenson.....	TE	70	Kyle Sorensen.....	OL
7	* Colten Rastetter	P	38	Monte Pottebaum.....	LB	71	Mark Kallenberger	OL
7	Spencer Petras	QB	39	** Nate Wieting.....	TE	72	Coy Kirkpatrick.....	OL
8	* Matt Hankins ^.....	DB	39	John Carlson	LB	73	Cody Ince	OL
8	Kordell Stillmunkes.....	RB	40	*** Parker Hesse	DE	74	* Tristan Wirfs ^	OL
9	* Geno Stone ^	DB	40	Turner Pallissard	FB	74	Austin Schulte	DL
10	Mekhi Sargent.....	RB	41	Drew Thomas.....	WR	75	Jeff Jenkins	OL
11	** Michael Ojemudia	DB	41	Colton Dinsdale.....	LB	76	*** Dalton Ferguson.....	OL
11	Connor Kapisak.....	QB	42	* Shaun Beyer	TE	77	* Alaric Jackson	OL
12	Brandon Smith ^.....	WR	43	Dillon Doyle	LB	78	Trey Winters	OL
12	D.J. Johnson	DB	44	Seth Benson.....	LB	79	Jack Plumb.....	OL
13	Henry Marchese.....	WR	45	Ben Campos	LB	81	Ben Subbert	TE
13	Joe Evans	LB	45	Joe Ludwig	FB	82	Calvin Lockett.....	WR
14	Kyle Groeneweg.....	WR	46	** Austin Kelly	FB	83	Blair Brooks.....	WR
15	Dallas Craddieth.....	DB	46	Tommy Kujawa.....	TE	84	* Nick Easley	WR
16	Terry Roberts.....	DB	46	Logan Klemp	LB	84	Austin Spiewak.....	LS
17	** Devonte Young ^	DB	47	Nick Anderson	LB	85	* Nate Vejvoda.....	TE
17	Ryan Schmidt.....	QB	48	** Jack Hockaday ^	LB	86	Noah Feldman.....	TE
18	Drew Cook	TE	48	Bryce Schulte	TE	87	** Noah Fant ^	TE
18	John Milani.....	DB	49	* Nick Niemann.....	LB	89	Nico Ragaini.....	WR
19	Max Cooper ^	WR	50	Jackson Subbert	LS	90	*** Sam Brincks	DE
19	Mike Timm.....	LB	52	** Amani Jones ^	LB	91	** Miguel Recinos.....	K
20	Julius Brents.....	DB	53	** Garret Jansen	DL	91	* Brady Reiff	DL
21	* Ivory Kelly-Martin ^.....	RB	54	Matt Fagan	OL	92	John Waggoner	DL
22	Samson Evans.....	WR	54	Daviyon Nixon.....	DT	93	Brandon Simon	DE
23	* Dominique Dafney.....	WR	55	Luke Empen	OL	94	* A.J. Epenesa ^	DE
25	Jayden McDonald	LB	56	Brian Sadler	OL	94	Caleb Shudak.....	PK
26	Kaevon Merriweather	DB	57	Chauncey Golston.....	DL	95	** Cedrick Lattimore ^	DL
27	** Amani Hooker ^	DB	58	Jake Newborg	OL	96	*** Matt Nelson	DE
28	* Toren Young	RB	59	** Ross Reynolds.....	OL	97	Jack Kallenberger	DL
28	Jack Koerner	DB	59	Nathan Nelson	DE	98	** Anthony Nelson.....	DE
30	** Jake Gervase	DB	60	Jake Morrison.....	DE	99	Noah Shannon	DL

* - - indicates letters won

^ - - Redshirt year still available



IOWA FOOTBALL

31 Bowl Games

11 Big Ten Championships

27 Consensus All-Americans

14 CFB Hall of Fame Inductees

Offense

Pos.No.	Name	Ht.	Wt.	Yr.	Hometown (Previous School)
SE.....12	Brandon Smith ^	6-3	219	So.	Lake Cormorant, Miss. (Lake Cormorant)
14	Kyle Groeneweg	5-10	186	Sr.	Inwood, Iowa (Univ. of Sioux Falls)
TE.....87	** Noah Fant ^	6-5	241	Jr.	Omaha, Neb. (Omaha South)
18	Drew Cook	6-5	250	Jr.	Iowa City, Iowa (Regina)
LT.....77	* Alaric Jackson	6-7	320	So.	Detroit, Mich. (Renaissance)
71	Mark Kallenberger	6-6	282	#Fr.	Bettendorf, Iowa (Bettendorf)
LG.....59	** Ross Reynolds	6-4	295	Sr.	Waukee, Iowa (Waukee)
68	Landan Paulsen	6-5	305	Jr.	Moville, Iowa (Woodbury Central)
C.....69	*** Keegan Render	6-4	307	Sr.	Indianola, Iowa (Indianola)
76	*** Dalton Ferguson	6-4	308	Sr.	Solon, Iowa (Solon)
RG.....61	* Cole Banwart	6-4	296	So.	Ottosen, Iowa (Algona)
66	** Levi Paulsen	6-5	305	Jr.	Moville, Iowa (Woodbury Central)
RT.....74	* Tristan Wirfs ^	6-5	320	So.	Mount Vernon, Iowa (Mount Vernon)
76	*** Dalton Ferguson	6-4	308	Sr.	Solon, Iowa (Solon)
TE.....38	* T.J. Hockenson	6-5	250	So.	Chariton, Iowa (Chariton)
39	** Nate Wieting	6-4	250	Jr.	Rockford, Ill. (Lutheran)
WR.....84	* Nick Easley	5-11	205	Sr.	Newton, Iowa (Iowa Western CC)
6	* Ihmir Smith-Marsette ^	6-1	175	So.	Newark, N.J. (Weequahic)
QB.....4	* Nate Stanley ^	6-4	242	Jr.	Menomonie, Wis. (Menomonie)
2	Peyton Mansell	6-2	210	#Fr.	Belton, Texas (Belton)
RB.....10	Mekhi Sargent	5-10	210	So.	Key West, Fla. (Key West/Iowa Western)
28	Toren Young	5-11	221	So.	Madison, Wis. (Monona Grove)
OR.....21	* Ivory Kelly-Martin ^	5-10	200	So.	Plainfield, Ill. (Oswego East)
FB.....46	** Austin Kelly	5-11	245	Sr.	Hickory Hills, Ill. (Stagg)
45	Joe Ludwig	6-0	233	#Fr.	Middleton, Wis. (Middleton)
PK.....91	** Miguel Recinos	6-1	193	Sr.	Mason City, Iowa (Mason City)
94	Caleb Shudak	5-8	179	So.	Council Bluffs, Iowa (Lewis Central)

Defense

Pos.No.	Name	Ht.	Wt.	Yr.	Hometown (Previous School)
LE.....98	** Anthony Nelson	6-7	271	Jr.	Urbandale, Iowa (Waukee)
57	Chauncey Golston	6-5	265	So.	Detroit, Mich. (East English Village)
LT.....90	*** Sam Brincks	6-5	275	Sr.	Carroll, Iowa (Kuemper)
95	** Cedrick Lattimore ^	6-3	295	Jr.	Redford, Mich. (East English Village)
RT.....96	*** Matt Nelson	6-8	295	Sr.	Cedar Rapids, Iowa (Xavier)
91	* Brady Reiff	6-3	272	Jr.	Parkston, S.D. (Parkston)
RE.....40	*** Parker Hesse	6-3	261	Sr.	Waukon, Iowa (Waukon)
94	* A.J. Epenesa ^	6-5	277	So.	Glen Carbon, Ill. (Edwardsville)
OLB.....49	* Nick Niemann	6-4	232	So.	Sycamore, Ill. (Sycamore)
35	Barrington Wade	6-1	233	So.	Skokie, Ill. (Niles North)
MLB.....48	** Jack Hockaday ^	6-1	235	Sr.	Forsyth, Ill. (Maroa-Forsyth)
34	** Kristian Welch ^	6-3	238	Jr.	Iola, Wis. (Iola-Scandinavia)
WLB.....32	Djimon Colbert	6-1	234	#Fr.	Shawnee Mission, Kan. (Bishop Miege)
34	** Kristian Welch ^	6-3	238	Jr.	Iola, Wis. (Iola-Scandinavia)
LC.....8	* Matt Hankins ^	6-1	185	So.	Lewisville, Tex. (Marcus)
20	Julius Brents ^	6-2	180	Fr.	Indianapolis, Ind. (Warren Central)
SS.....27	** Amani Hooker ^	6-0	210	Jr.	Minneapolis, Minn. (Park Center)
18	John Milani	6-0	201	Jr.	Iowa City, Iowa (West)
FS.....30	** Jake Gervase	6-1	212	Sr.	Davenport, Iowa (Assumption)
9	* Geno Stone ^	5-11	209	So.	New Castle, Pa. (Senior)
RC.....11	** Michael Ojemudia	6-1	199	Jr.	Farmington Hills, Mich. (Harrison)
33	Riley Moss ^	6-0	185	Fr.	Ankeny, Iowa (Centennial)
PT.....7	* Colten Rastetter	6-1	213	Jr.	Guttenberg, Iowa (Clayton Ridge)
2	Ryan Gersonde ^	6-4	198	So.	Milwaukee, Wisc. (Marquette)

Punt Returns: 14 Kyle Groeneweg
6 Ihmir Smith-Marsette

Kickoff Returns: 6 Ihmir Smith-Marsette
14 Kyle Groeneweg

Deep Snaps: 50 Jackson Subbert
85 Nate Vejvoda

Holder: 7 Colten Rastetter
2 Ryan Gersonde

* -- Letters won ^ -- Redshirt year still available

-- Indicates redshirt freshman

